

Track Rating: Good 4, Weather: Fine, Rail Position: +8m Entire

Section		Overall	2000m	1800m	1600m	1400m	1200m	1000m	Last 600m				
Field Times		2:17.65 (0:14.73)	2:02.92 (0:11.43)	1:51.49 (0:12.26)	1:39.23 (0:12.47)	1:26.76 (0:12.82)	1:13.94 (0:12.72)	1:01.22 (0:12.35)	0:36.83				
Rank	TAB Horse/Jockey	Barrier	Top Speed [km/h]	Fastest Section									Distance Travelled [m]
1	5 TARANAKI Ryan Maloney	3	63.9 2000m	0:11.51 2000m	2:17.65 [1] (0:14.97)	2:02.68 [5] (0:11.51)	1:51.17 [5] (0:12.38)	1:38.79 [5] (0:12.79)	1:26.00 [5] (0:12.82)	1:13.18 [5] (0:12.76)	1:00.42 [5] (0:12.19)	0:36.33	
2	1 BENZINO Nikita Beriman	2	64.1 2000m	0:11.54 2000m	2:17.76 [2] (0:14.81)	2:02.95 [2] (0:11.54)	1:51.41 [3] (0:12.35)	1:39.06 [4] (0:12.75)	1:26.31 [4] (0:12.89)	1:13.42 [4] (0:12.69)	1:00.73 [4] (0:12.16)	0:36.64	-5
3	8 THE VOCALIST Michael Cahill	7	65.6 2000m	0:11.34 2000m	2:17.78 [3] (0:14.95)	2:02.83 [4] (0:11.34)	1:51.49 [2] (0:12.28)	1:39.21 [3] (0:12.77)	1:26.44 [3] (0:12.83)	1:13.61 [3] (0:12.75)	1:00.86 [3] (0:12.26)	0:36.67	-2
4	7 SWITZERLAND SUN Dan McGillivray	4	63.7 2000m	0:11.49 2000m	2:17.86 [4] (0:15.22)	2:02.64 [7] (0:11.49)	1:51.15 [7] (0:12.46)	1:38.69 [7] (0:12.74)	1:25.95 [7] (0:12.90)	1:13.05 [7] (0:12.66)	1:00.39 [7] (0:12.21)	0:36.31	+1
5	4 PRIDE OF PASSION Adin Thompson	6	64.7 2000m	0:11.43 2000m	2:18.32 [5] (0:14.73)	2:03.59 [1] (0:11.43)	1:52.16 [1] (0:12.26)	1:39.90 [1] (0:12.47)	1:27.43 [1] (0:12.82)	1:14.61 [1] (0:12.72)	1:01.89 [1] (0:12.35)	0:37.50	-9
6	3 GENZEE Michael Rodd	1	63.5 2000m	0:11.52 2000m	2:18.49 [6] (0:15.10)	2:03.39 [6] (0:11.52)	1:51.87 [6] (0:12.33)	1:39.54 [6] (0:12.76)	1:26.78 [6] (0:12.86)	1:13.92 [6] (0:12.70)	1:01.22 [6] (0:12.20)	0:36.98	-7
7	2 DAWSON DROVER Noel Callow	5	65.2 2000m	0:11.37 2000m	2:19.13 [7] (0:15.40)	2:03.73 [8] (0:11.37)	1:52.36 [8] (0:12.57)	1:39.79 [8] (0:13.01)	1:26.78 [8] (0:12.90)	1:13.88 [8] (0:12.77)	1:01.11 [8] (0:12.17)	0:37.14	+1
8	6 TRAPEZE FLYER Danny Peisley	8	65.0 2000m	0:11.51 2000m	2:19.18 [8] (0:14.89)	2:04.29 [3] (0:11.51)	1:52.78 [4] (0:12.13)	1:40.65 [2] (0:12.53)	1:28.12 [2] (0:12.78)	1:15.34 [2] (0:12.77)	1:02.57 [2] (0:12.34)	0:38.27	+1

Track Rating: Good 4, Weather: Fine, Rail Position: +8m Entire

Section										Last 600m	
Field Times										0:36.83	
Rank	TAB	Horse/Jockey	Barrier	Top Speed [km/h]	Fastest Section	800m	600m	400m	200m	Margin	Distance Travelled [m]
1	5	TARANAKI Ryan Maloney	3	63.9 2000m	0:11.51 2000m	0:48.23 [5] (0:11.90)	0:36.33 [5] (0:11.82)	0:24.51 [4] (0:12.13)	0:12.38 [3] (0:12.38)	2:17.65	0:36.33
2	1	BENZINO Nikita Beriman	2	64.1 2000m	0:11.54 2000m	0:48.57 [4] (0:11.93)	0:36.64 [4] (0:12.04)	0:24.60 [5] (0:12.22)	0:12.38 [4] (0:12.38)	0.63L	0:36.64 -5
3	8	THE VOCALIST Michael Cahill	7	65.6 2000m	0:11.34 2000m	0:48.60 [3] (0:11.93)	0:36.67 [3] (0:11.94)	0:24.73 [3] (0:12.19)	0:12.54 [2] (0:12.54)	0.78L	0:36.67 -2
4	7	SWITZERLAND SUN Dan McGillivray	4	63.7 2000m	0:11.49 2000m	0:48.18 [7] (0:11.87)	0:36.31 [7] (0:11.75)	0:24.56 [7] (0:12.14)	0:12.42 [5] (0:12.42)	1.25L	0:36.31 +1
5	4	PRIDE OF PASSION Adin Thompson	6	64.7 2000m	0:11.43 2000m	0:49.54 [1] (0:12.04)	0:37.50 [1] (0:11.99)	0:25.51 [1] (0:12.40)	0:13.11 [1] (0:13.11)	3.91L	0:37.50 -9
6	3	GENZEE Michael Rodd	1	63.5 2000m	0:11.52 2000m	0:49.02 [6] (0:12.04)	0:36.98 [6] (0:11.76)	0:25.22 [6] (0:12.31)	0:12.91 [6] (0:12.91)	4.94L	0:36.98 -7
7	2	DAWSON DROVER Noel Callow	5	65.2 2000m	0:11.37 2000m	0:48.94 [8] (0:11.80)	0:37.14 [8] (0:12.05)	0:25.09 [8] (0:12.54)	0:12.55 [8] (0:12.55)	8.7L	0:37.14 +1
8	6	TRAPEZE FLYER Danny Peisley	8	65.0 2000m	0:11.51 2000m	0:50.23 [2] (0:11.96)	0:38.27 [2] (0:12.08)	0:26.19 [2] (0:12.64)	0:13.55 [7] (0:13.55)	8.99L	0:38.27 +1



Horse/Jockey Name	Taranaki
Final Rank	1
Fastest Section Time (Section)	0:11.51 (2000m)
Top Speed [km/h] (Section)	63.9 (2000m)
Race State	Finished



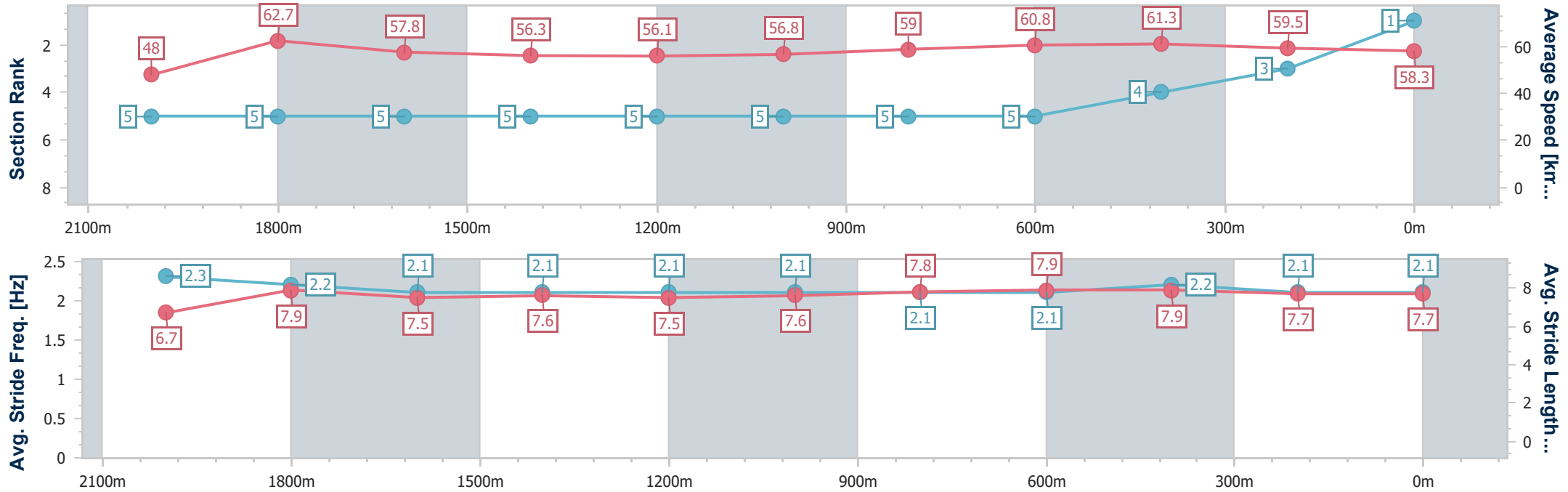
Ipswich QLD Professional
Race 1: RDO EQUIPMENT Maiden Plate - 2200m



23 August 2024 - 11:43

Track Rating: Good 4, Weather: Fine, Rail Position: +8m Entire

Section	Overall	2000m	1800m	1600m	1400m	1200m	1000m	800m	600m	400m	200m
Section Times	2:17.65 [1] (0:14.97)	2:02.68 [5] (0:11.51)	1:51.17 [5] (0:12.38)	1:38.79 [5] (0:12.79)	1:26.00 [5] (0:12.82)	1:13.18 [5] (0:12.76)	1:00.42 [5] (0:12.19)	0:48.23 [5] (0:11.90)	0:36.33 [5] (0:11.82)	0:24.51 [4] (0:12.13)	0:12.38 [3] (0:12.38)
Average Speed [km/h]	48.0	62.7	57.8	56.3	56.1	56.8	59.0	60.8	61.3	59.5	58.3
Top Speed [km/h]	62.2	63.9	60.5	57.0	57.9	57.9	60.6	61.8	62.9	61.2	60.0
Avg. Dist. to Rail [m]	3.2	0.3	0.6	0.3	0.3	0.9	0.8	0.3	1.6	2.3	2.1
Avg. Stride Freq. [Hz]	2.3	2.2	2.1	2.1	2.1	2.1	2.1	2.1	2.2	2.1	2.1
Avg. Stride Length [m]	6.7	7.9	7.5	7.6	7.5	7.6	7.8	7.9	7.9	7.7	7.7



- [] Ranking at each section and finish
- .-.- No data available at this section
- NA No data available



Horse/Jockey Name	Benzino
Final Rank	2
Fastest Section Time (Section)	0:11.54 (2000m)
Top Speed [km/h] (Section)	64.1 (2000m)
Race State	Finished



Ipswich QLD Professional

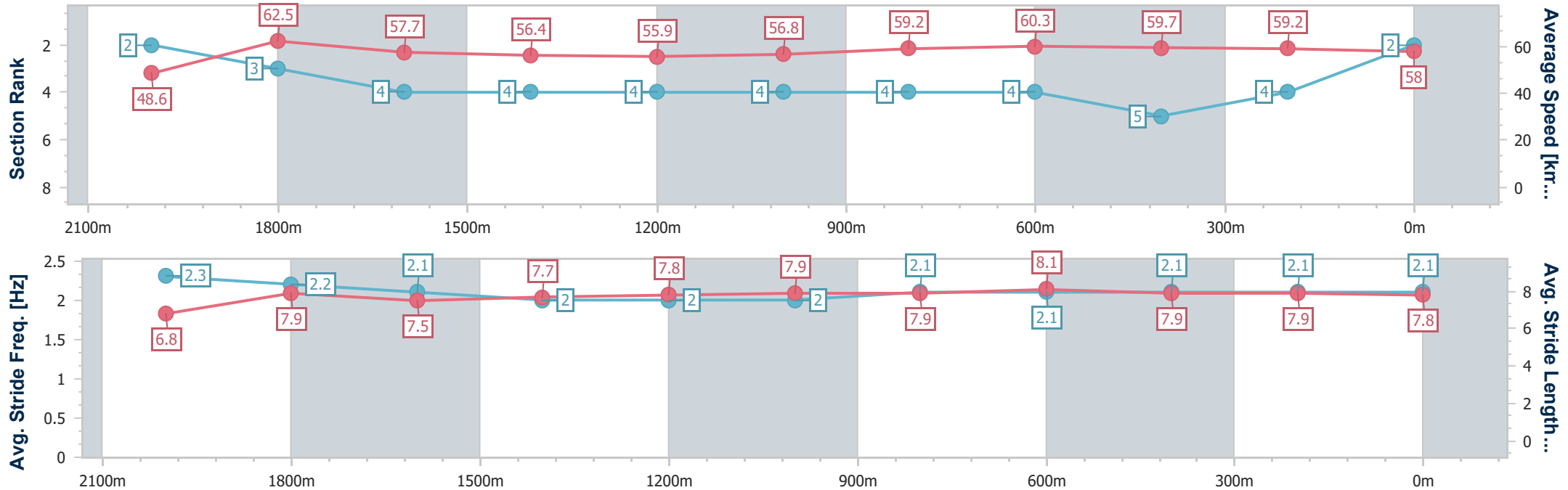
Race 1: RDO EQUIPMENT Maiden Plate - 2200m

23 August 2024 - 11:43



Track Rating: Good 4, Weather: Fine, Rail Position: +8m Entire

Section	Overall	2000m	1800m	1600m	1400m	1200m	1000m	800m	600m	400m	200m
Section Times	2:17.76 [2] (0:14.81)	2:02.95 [2] (0:11.54)	1:51.41 [3] (0:12.35)	1:39.06 [4] (0:12.75)	1:26.31 [4] (0:12.89)	1:13.42 [4] (0:12.69)	1:00.73 [4] (0:12.16)	0:48.57 [4] (0:11.93)	0:36.64 [4] (0:12.04)	0:24.60 [5] (0:12.22)	0:12.38 [4] (0:12.38)
Average Speed [km/h]	48.6	62.5	57.7	56.4	55.9	56.8	59.2	60.3	59.7	59.2	58.0
Top Speed [km/h]	62.9	64.1	60.9	57.3	56.3	57.6	59.8	61.1	61.2	59.9	58.9
Avg. Dist. to Rail [m]	1.9	1.0	1.2	0.2	0.1	0.1	0.2	0.5	0.3	0.7	1.6
Avg. Stride Freq. [Hz]	2.3	2.2	2.1	2.0	2.0	2.0	2.1	2.1	2.1	2.1	2.1
Avg. Stride Length [m]	6.8	7.9	7.5	7.7	7.8	7.9	7.9	8.1	7.9	7.9	7.8



- [] Ranking at each section and finish
- .-.- No data available at this section
- NA No data available



Horse/Jockey Name	The Vocalist
Final Rank	3
Fastest Section Time (Section)	0:11.34 (2000m)
Top Speed [km/h] (Section)	65.6 (2000m)
Race State	Finished



Ipswich QLD Professional

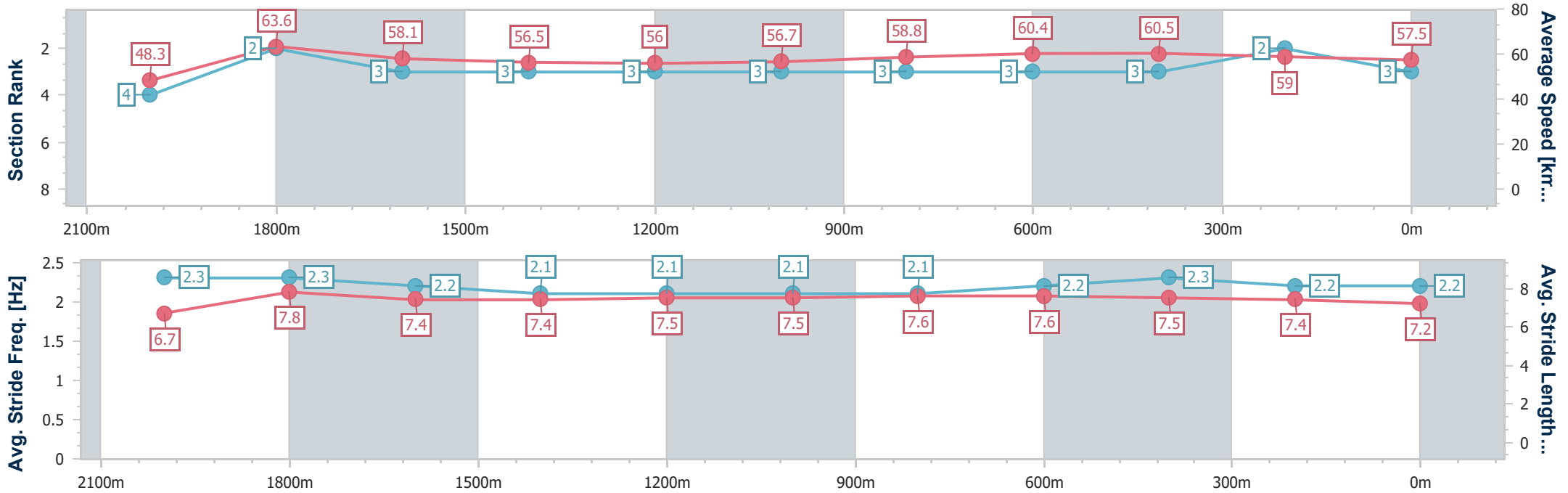
Race 1: RDO EQUIPMENT Maiden Plate - 2200m

23 August 2024 - 11:43



Track Rating: Good 4, Weather: Fine, Rail Position: +8m Entire

Section	Overall	2000m	1800m	1600m	1400m	1200m	1000m	800m	600m	400m	200m
Section Times	2:17.78 [3] (0:14.95)	2:02.83 [4] (0:11.34)	1:51.49 [2] (0:12.28)	1:39.21 [3] (0:12.77)	1:26.44 [3] (0:12.83)	1:13.61 [3] (0:12.75)	1:00.86 [3] (0:12.26)	0:48.60 [3] (0:11.93)	0:36.67 [3] (0:11.94)	0:24.73 [3] (0:12.19)	0:12.54 [2] (0:12.54)
Average Speed [km/h]	48.3	63.6	58.1	56.5	56.0	56.7	58.8	60.4	60.5	59.0	57.5
Top Speed [km/h]	64.5	65.6	60.7	57.3	57.5	58.0	60.1	61.3	61.1	60.2	58.8
Avg. Dist. to Rail [m]	4.1	0.3	0.6	0.2	0.3	1.0	0.6	0.2	0.4	0.8	0.4
Avg. Stride Freq. [Hz]	2.3	2.3	2.2	2.1	2.1	2.1	2.1	2.2	2.3	2.2	2.2
Avg. Stride Length [m]	6.7	7.8	7.4	7.4	7.5	7.5	7.6	7.6	7.5	7.4	7.2



- [] Ranking at each section and finish
- .-.- No data available at this section
- NA No data available



Horse/Jockey Name	Switzerland Sun
Final Rank	4
Fastest Section Time (Section)	0:11.49 (2000m)
Top Speed [km/h] (Section)	63.7 (2000m)
Race State	Finished



Ipswich QLD Professional

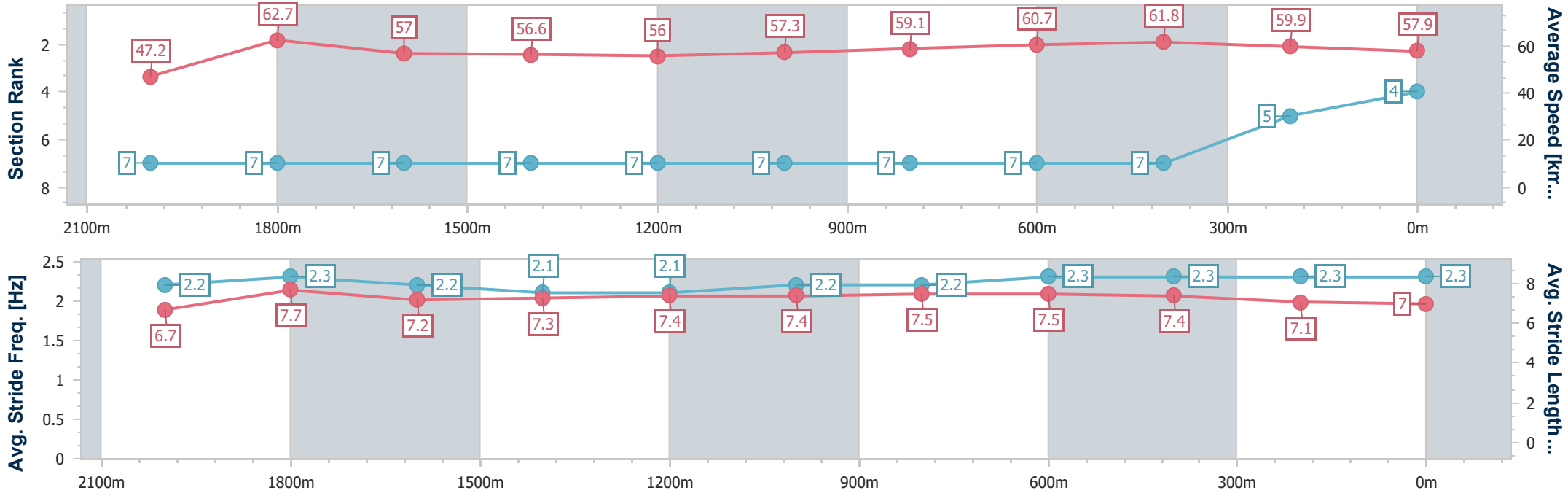
Race 1: RDO EQUIPMENT Maiden Plate - 2200m

23 August 2024 - 11:43



Track Rating: Good 4, Weather: Fine, Rail Position: +8m Entire

Section	Overall	2000m	1800m	1600m	1400m	1200m	1000m	800m	600m	400m	200m
Section Times	2:17.86 [4] (0:15.22)	2:02.64 [7] (0:11.49)	1:51.15 [7] (0:12.46)	1:38.69 [7] (0:12.74)	1:25.95 [7] (0:12.90)	1:13.05 [7] (0:12.66)	1:00.39 [7] (0:12.21)	0:48.18 [7] (0:11.87)	0:36.31 [7] (0:11.75)	0:24.56 [7] (0:12.14)	0:12.42 [5] (0:12.42)
Average Speed [km/h]	47.2	62.7	57.0	56.6	56.0	57.3	59.1	60.7	61.8	59.9	57.9
Top Speed [km/h]	62.5	63.7	60.0	57.8	58.2	58.4	59.8	62.2	62.8	61.6	59.9
Avg. Dist. to Rail [m]	2.5	1.5	1.4	0.7	0.9	1.2	1.0	0.9	1.9	3.5	5.9
Avg. Stride Freq. [Hz]	2.2	2.3	2.2	2.1	2.1	2.2	2.2	2.3	2.3	2.3	2.3
Avg. Stride Length [m]	6.7	7.7	7.2	7.3	7.4	7.4	7.5	7.5	7.4	7.1	7.0



- [] Ranking at each section and finish
- .-.- No data available at this section
- NA No data available



Horse/Jockey Name	Pride Of Passion
Final Rank	5
Fastest Section Time (Section)	0:11.43 (2000m)
Top Speed [km/h] (Section)	64.7 (2000m)
Race State	Finished



Ipswich QLD Professional

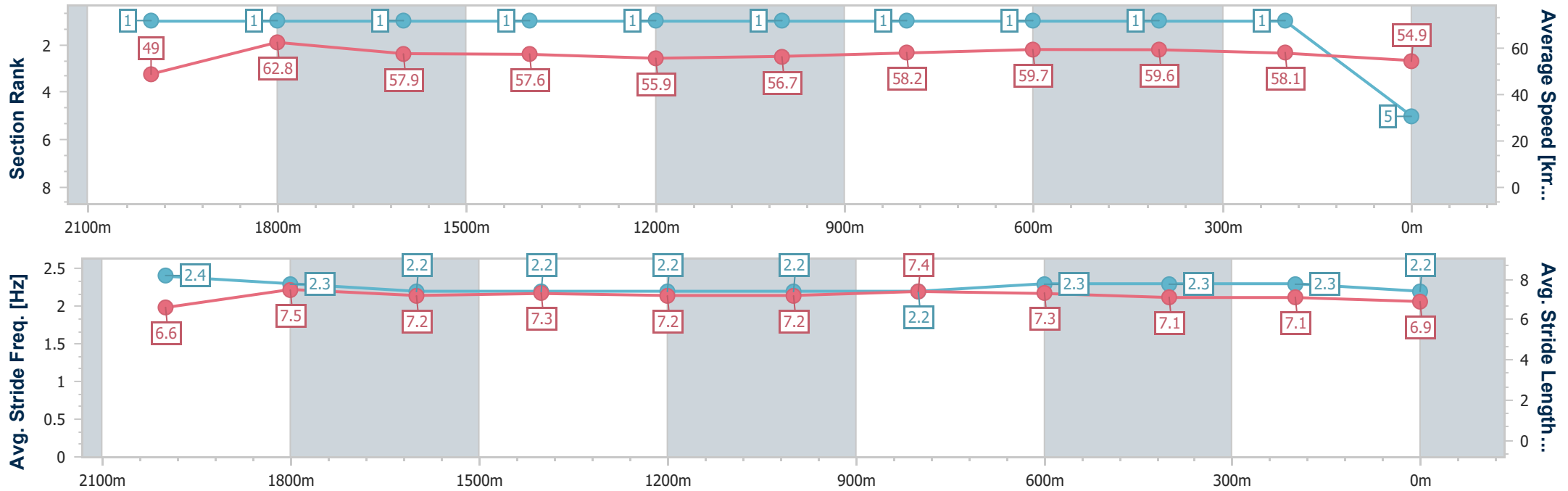
Race 1: RDO EQUIPMENT Maiden Plate - 2200m

23 August 2024 - 11:43



Track Rating: Good 4, Weather: Fine, Rail Position: +8m Entire

Section	Overall	2000m	1800m	1600m	1400m	1200m	1000m	800m	600m	400m	200m
Section Times	2:18.32 [5] (0:14.73)	2:03.59 [1] (0:11.43)	1:52.16 [1] (0:12.26)	1:39.90 [1] (0:12.47)	1:27.43 [1] (0:12.82)	1:14.61 [1] (0:12.72)	1:01.89 [1] (0:12.35)	0:49.54 [1] (0:12.04)	0:37.50 [1] (0:11.99)	0:25.51 [1] (0:12.40)	0:13.11 [1] (0:13.11)
Average Speed [km/h]	49.0	62.8	57.9	57.6	55.9	56.7	58.2	59.7	59.6	58.1	54.9
Top Speed [km/h]	64.5	64.7	60.4	59.9	56.7	58.2	58.8	60.3	60.8	58.7	57.4
Avg. Dist. to Rail [m]	3.9	1.2	2.1	1.4	0.7	0.1	0.2	0.6	0.9	0.8	1.0
Avg. Stride Freq. [Hz]	2.4	2.3	2.2	2.2	2.2	2.2	2.2	2.3	2.3	2.3	2.2
Avg. Stride Length [m]	6.6	7.5	7.2	7.3	7.2	7.2	7.4	7.3	7.1	7.1	6.9



- [] Ranking at each section and finish
- .-.- No data available at this section
- NA No data available



Horse/Jockey Name	Genzee
Final Rank	6
Fastest Section Time (Section)	0:11.52 (2000m)
Top Speed [km/h] (Section)	63.5 (2000m)
Race State	Finished



Ipswich QLD Professional

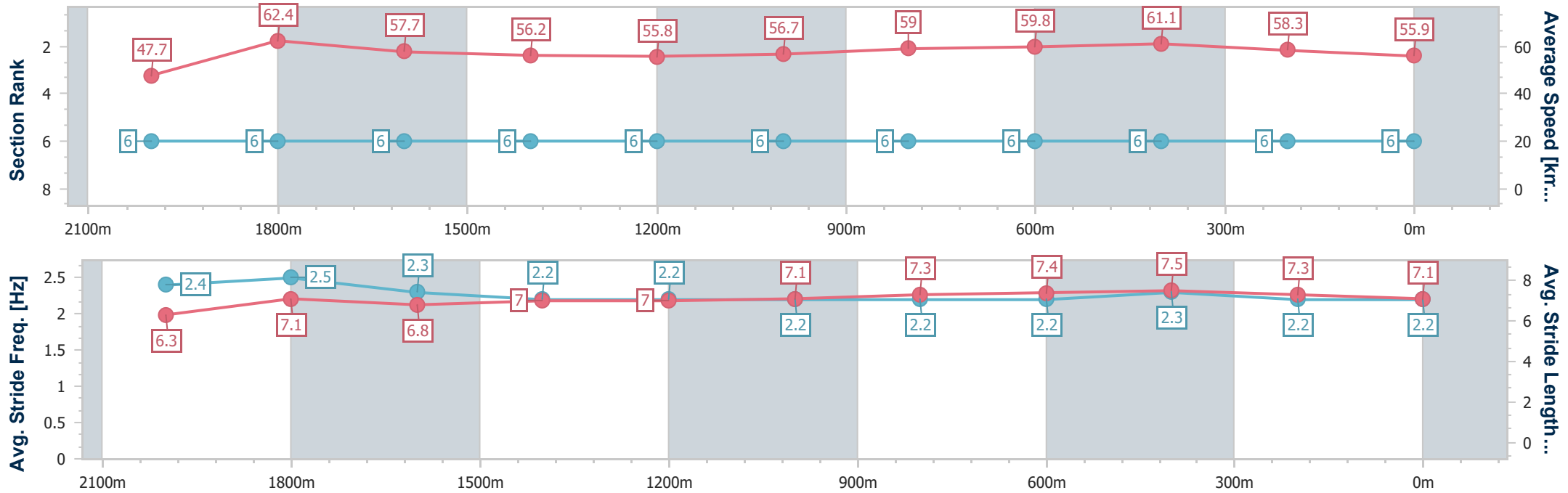
Race 1: RDO EQUIPMENT Maiden Plate - 2200m

23 August 2024 - 11:43



Track Rating: Good 4, Weather: Fine, Rail Position: +8m Entire

Section	Overall	2000m	1800m	1600m	1400m	1200m	1000m	800m	600m	400m	200m
Section Times	2:18.49 [6] (0:15.10)	2:03.39 [6] (0:11.52)	1:51.87 [6] (0:12.33)	1:39.54 [6] (0:12.76)	1:26.78 [6] (0:12.86)	1:13.92 [6] (0:12.70)	1:01.22 [6] (0:12.20)	0:49.02 [6] (0:12.04)	0:36.98 [6] (0:11.76)	0:25.22 [6] (0:12.31)	0:12.91 [6] (0:12.91)
Average Speed [km/h]	47.7	62.4	57.7	56.2	55.8	56.7	59.0	59.8	61.1	58.3	55.9
Top Speed [km/h]	61.9	63.5	59.6	56.8	57.5	57.5	59.6	61.5	62.5	59.9	56.9
Avg. Dist. to Rail [m]	1.1	0.7	1.7	1.5	1.0	0.2	0.2	0.1	0.5	0.7	0.8
Avg. Stride Freq. [Hz]	2.4	2.5	2.3	2.2	2.2	2.2	2.2	2.2	2.3	2.2	2.2
Avg. Stride Length [m]	6.3	7.1	6.8	7.0	7.0	7.1	7.3	7.4	7.5	7.3	7.1



- [] Ranking at each section and finish
- .-.- No data available at this section
- NA No data available



Horse/Jockey Name	Dawson Drover
Final Rank	7
Fastest Section Time (Section)	0:11.37 (2000m)
Top Speed [km/h] (Section)	65.2 (2000m)
Race State	Finished



Ipswich QLD Professional

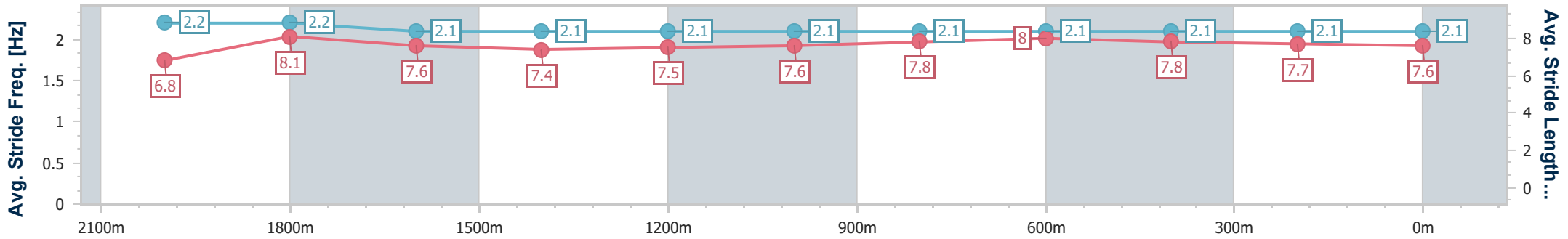
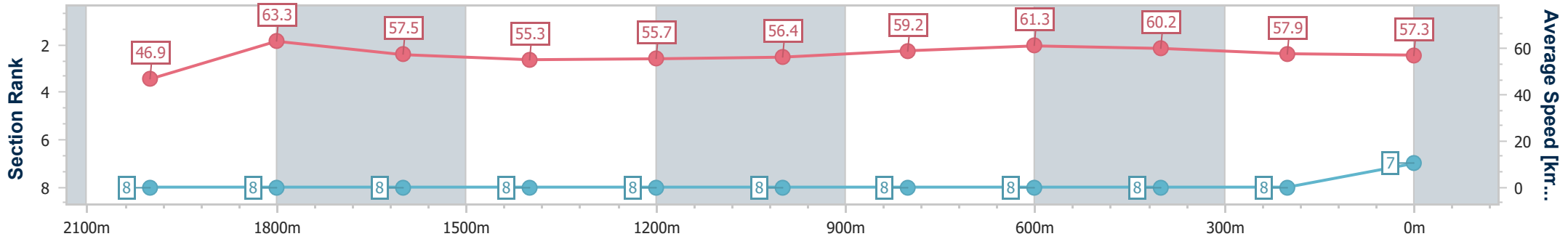
Race 1: RDO EQUIPMENT Maiden Plate - 2200m

23 August 2024 - 11:43



Track Rating: Good 4, Weather: Fine, Rail Position: +8m Entire

Section	Overall	2000m	1800m	1600m	1400m	1200m	1000m	800m	600m	400m	200m
Section Times	2:19.13 [7] (0:15.40)	2:03.73 [8] (0:11.37)	1:52.36 [8] (0:12.57)	1:39.79 [8] (0:13.01)	1:26.78 [8] (0:12.90)	1:13.88 [8] (0:12.77)	1:01.11 [8] (0:12.17)	0:48.94 [8] (0:11.80)	0:37.14 [8] (0:12.05)	0:25.09 [8] (0:12.54)	0:12.55 [8] (0:12.55)
Average Speed [km/h]	46.9	63.3	57.5	55.3	55.7	56.4	59.2	61.3	60.2	57.9	57.3
Top Speed [km/h]	62.7	65.2	60.6	56.3	56.7	57.9	61.1	61.7	61.6	59.0	57.7
Avg. Dist. to Rail [m]	3.7	0.5	0.3	0.6	0.3	0.2	0.8	0.8	1.6	2.9	4.3
Avg. Stride Freq. [Hz]	2.2	2.2	2.1	2.1	2.1	2.1	2.1	2.1	2.1	2.1	2.1
Avg. Stride Length [m]	6.8	8.1	7.6	7.4	7.5	7.6	7.8	8.0	7.8	7.7	7.6



- [] Ranking at each section and finish
- .-.- No data available at this section
- NA No data available



Horse/Jockey Name	Trapeze Flyer
Final Rank	8
Fastest Section Time (Section)	0:11.51 (2000m)
Top Speed [km/h] (Section)	65.0 (2000m)
Race State	Finished



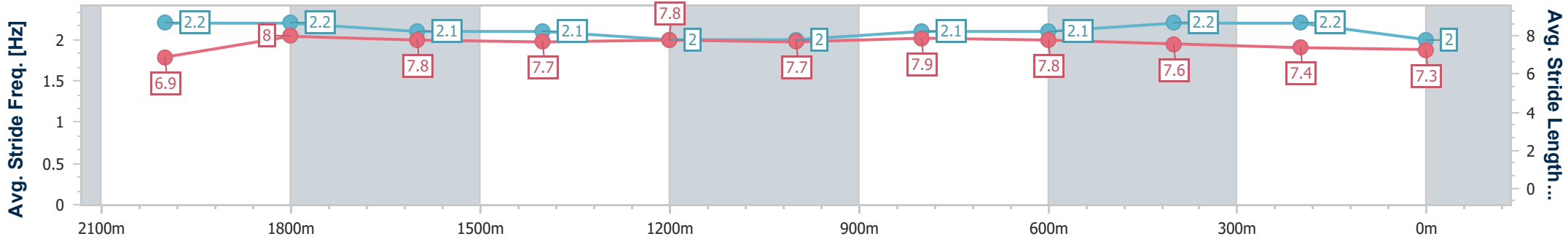
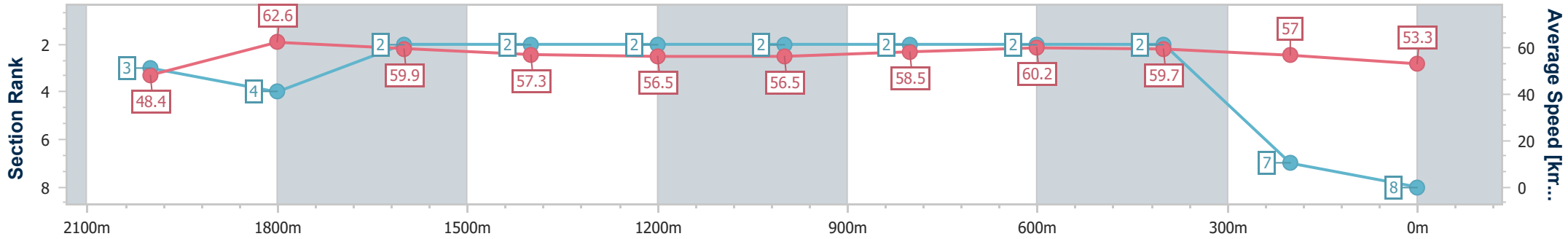
Ipswich QLD Professional
Race 1: RDO EQUIPMENT Maiden Plate - 2200m



23 August 2024 - 11:43

Track Rating: Good 4, Weather: Fine, Rail Position: +8m Entire

Section	Overall	2000m	1800m	1600m	1400m	1200m	1000m	800m	600m	400m	200m
Section Times	2:19.18 [8] (0:14.89)	2:04.29 [3] (0:11.51)	1:52.78 [4] (0:12.13)	1:40.65 [2] (0:12.53)	1:28.12 [2] (0:12.78)	1:15.34 [2] (0:12.77)	1:02.57 [2] (0:12.34)	0:50.23 [2] (0:11.96)	0:38.27 [2] (0:12.08)	0:26.19 [2] (0:12.64)	0:13.55 [7] (0:13.55)
Average Speed [km/h]	48.4	62.6	59.9	57.3	56.5	56.5	58.5	60.2	59.7	57.0	53.3
Top Speed [km/h]	62.5	65.0	62.2	59.3	57.0	57.2	59.2	60.9	60.6	57.9	56.0
Avg. Dist. to Rail [m]	5.6	1.1	1.1	1.2	0.5	0.8	0.7	0.3	0.2	0.4	0.5
Avg. Stride Freq. [Hz]	2.2	2.2	2.1	2.1	2.0	2.0	2.1	2.1	2.2	2.2	2.0
Avg. Stride Length [m]	6.9	8.0	7.8	7.7	7.8	7.7	7.9	7.8	7.6	7.4	7.3



- [] Ranking at each section and finish
- .-.- No data available at this section
- NA No data available



Ipswich QLD Professional

Race 2: THE INDUSTRY SCHOOL Maiden Plate - 1200m

23 August 2024 - 12:18



Track Rating: Good 4, Weather: Fine, Rail Position: +8m Entire

Section		Overall	1000m	800m	600m	400m	200m	Last 600m					
Field Times		1:10.73 (0:13.93)	0:56.80 (0:11.45)	0:45.35 (0:11.07)	0:34.28 (0:11.28)	0:23.00 (0:11.33)	0:11.67 (0:11.67)	0:34.28					
Rank	TAB Horse/Jockey	Barrier	Top Speed [km/h]	Fastest Section						Margin	Distance Travelled [m]		
1	12 WITHOUT DELAY Bailey Wheeler	3	66.5 400m	0:11.23 600m	1:10.73 [1] (0:14.03)	0:56.70 [2] (0:11.40)	0:45.30 [3] (0:11.29)	0:34.01 [3] (0:11.23)	0:22.78 [3] (0:11.28)	0:11.50 [3] (0:11.50)	1:10.73	0:34.01	
2	7 ICED CHOCOLATE Nikita Beriman	9	67.6 1000m	0:10.93 1000m	1:10.74 [2] (0:14.45)	0:56.29 [7] (0:10.93)	0:45.36 [1] (0:11.07)	0:34.29 [1] (0:11.28)	0:23.01 [1] (0:11.33)	0:11.68 [1] (0:11.68)	0.01L	0:34.29	+1
3	5 ADDITION Georgina Cartwright	8	66.4 600m	0:11.11 600m	1:10.90 [3] (0:14.46)	0:56.44 [8] (0:11.48)	0:44.96 [8] (0:11.26)	0:33.70 [7] (0:11.11)	0:22.59 [6] (0:11.14)	0:11.45 [4] (0:11.45)	1L	0:33.70	-2
4	10 VOCALS Michael Rodd	7	67.2 600m	0:11.04 400m	1:10.96 [4] (0:14.38)	0:56.58 [6] (0:11.53)	0:45.05 [7] (0:11.35)	0:33.70 [8] (0:11.21)	0:22.49 [7] (0:11.04)	0:11.45 [6] (0:11.45)	1.35L	0:33.70	-2
5	9 MORGANITE Emily Lang	2	66.2 800m	0:11.08 800m	1:11.17 [5] (0:13.93)	0:57.24 [1] (0:11.47)	0:45.77 [2] (0:11.08)	0:34.69 [2] (0:11.26)	0:23.43 [2] (0:11.39)	0:12.04 [2] (0:12.04)	2.57L	0:34.69	-4
6	2 LION'S PRIDE Tahlia Fenlon	4	65.1 600m	0:11.26 800m	1:11.23 [6] (0:14.15)	0:57.08 [3] (0:11.37)	0:45.71 [4] (0:11.26)	0:34.45 [4] (0:11.29)	0:23.16 [4] (0:11.38)	0:11.78 [4] (0:11.78)	2.89L	0:34.45	+0
7	13 CYBERWARS Taylor Marshall	6	65.5 600m	0:11.22 600m	1:11.55 [7] (0:14.24)	0:57.31 [5] (0:11.37)	0:45.94 [5] (0:11.30)	0:34.64 [5] (0:11.22)	0:23.42 [5] (0:11.48)	0:11.94 [7] (0:11.94)	4.77L	0:34.64	-3
8	16 ARTELUCE Larry Cassidy	5	65.5 1000m	0:11.42 800m	1:12.43 [8] (0:14.21)	0:58.22 [4] (0:11.48)	0:46.74 [6] (0:11.42)	0:35.32 [6] (0:11.74)	0:23.58 [8] (0:11.76)	0:11.82 [8] (0:11.82)	9.99L	0:35.32	-3

Scratched: Onatare (#14), Lantau Island (#1), Aerial Arsenal (#6), Victory Melody (#4), Lunar Eight (#8), Plus Sixty One (#15), Climactic (#11), Smoke 'N' Oakum (#3)

[] Ranking at each section and finish
 -:-:- No data available at this section
 NA No data available

SCN Saddle cloth number
 DNF Did not finish
 DNT Did not track



Horse/Jockey Name	Without Delay
Final Rank	1
Fastest Section Time (Section)	0:11.23 (600m)
Top Speed [km/h] (Section)	66.5 (400m)
Race State	Finished



Ipswich QLD Professional

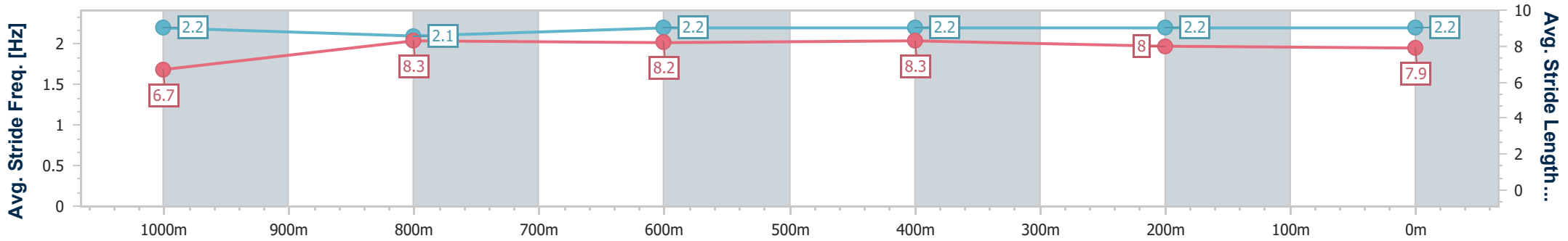
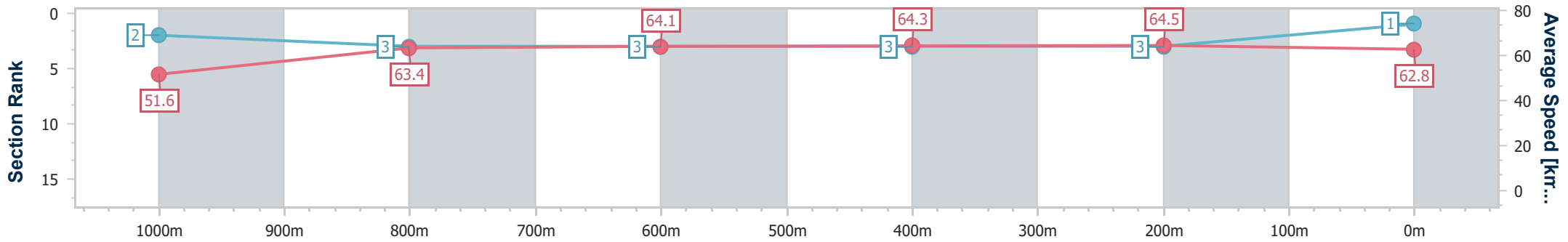
Race 2: THE INDUSTRY SCHOOL Maiden Plate - 1200m

23 August 2024 - 12:18



Track Rating: Good 4, Weather: Fine, Rail Position: +8m Entire

Section	Overall	1000m	800m	600m	400m	200m
Section Times	1:10.73 [1] (0:14.03)	0:56.70 [2] (0:11.40)	0:45.30 [3] (0:11.29)	0:34.01 [3] (0:11.23)	0:22.78 [3] (0:11.28)	0:11.50 [3] (0:11.50)
Average Speed [km/h]	51.6	63.4	64.1	64.3	64.5	62.8
Top Speed [km/h]	64.8	64.7	65.5	65.5	66.5	65.0
Avg. Dist. to Rail [m]	2.7	0.5	0.2	0.4	1.7	4.1
Avg. Stride Freq. [Hz]	2.2	2.1	2.2	2.2	2.2	2.2
Avg. Stride Length [m]	6.7	8.3	8.2	8.3	8.0	7.9



- [] Ranking at each section and finish
- .-.- No data available at this section
- NA No data available



Horse/Jockey Name	Iced Chocolate
Final Rank	2
Fastest Section Time (Section)	0:10.93 (1000m)
Top Speed [km/h] (Section)	67.6 (1000m)
Race State	Finished



Ipswich QLD Professional

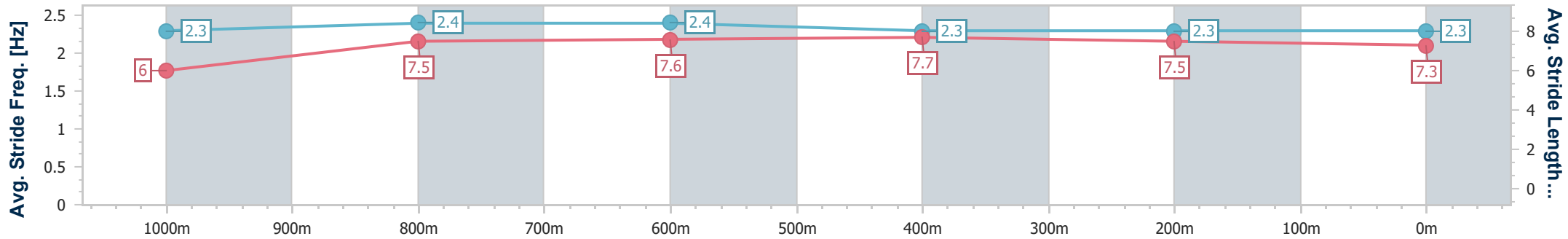
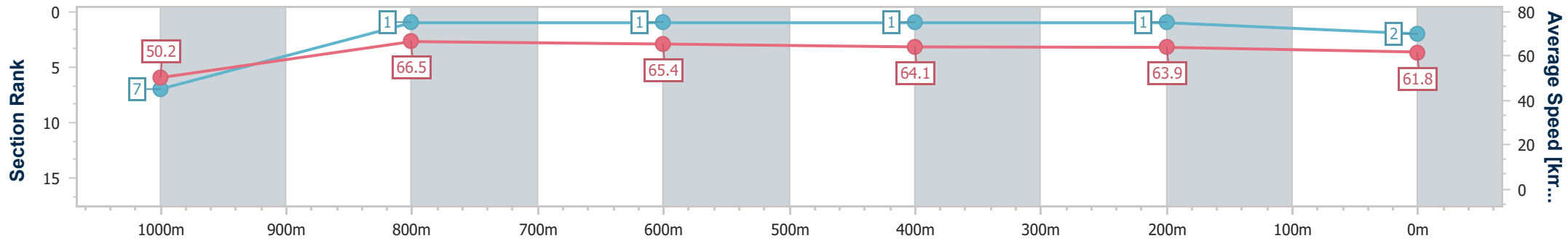
Race 2: THE INDUSTRY SCHOOL Maiden Plate - 1200m

23 August 2024 - 12:18



Track Rating: Good 4, Weather: Fine, Rail Position: +8m Entire

Section	Overall	1000m	800m	600m	400m	200m
Section Times	1:10.74 [2] (0:14.45)	0:56.29 [7] (0:10.93)	0:45.36 [1] (0:11.07)	0:34.29 [1] (0:11.28)	0:23.01 [1] (0:11.33)	0:11.68 [1] (0:11.68)
Average Speed [km/h]	50.2	66.5	65.4	64.1	63.9	61.8
Top Speed [km/h]	67.2	67.6	66.7	64.3	64.0	63.3
Avg. Dist. to Rail [m]	7.5	2.4	1.3	0.4	0.3	0.7
Avg. Stride Freq. [Hz]	2.3	2.4	2.4	2.3	2.3	2.3
Avg. Stride Length [m]	6.0	7.5	7.6	7.7	7.5	7.3



- [] Ranking at each section and finish
- .-.- No data available at this section
- NA No data available



Horse/Jockey Name	Addition
Final Rank	3
Fastest Section Time (Section)	0:11.11 (600m)
Top Speed [km/h] (Section)	66.4 (600m)
Race State	Finished



Ipswich QLD Professional

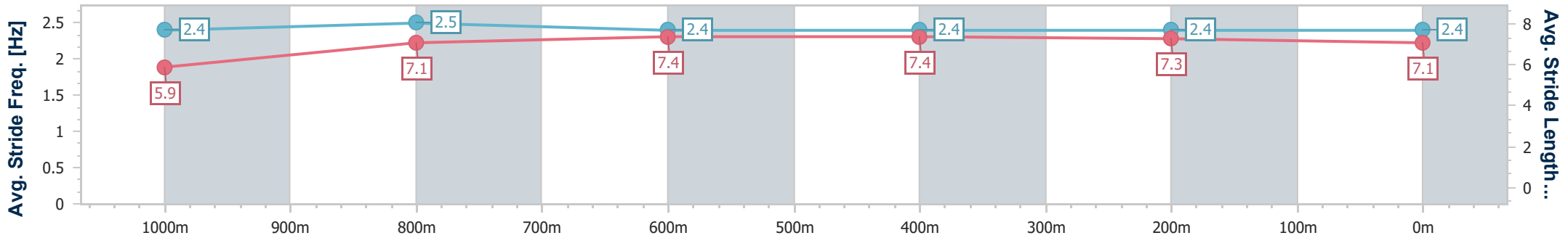
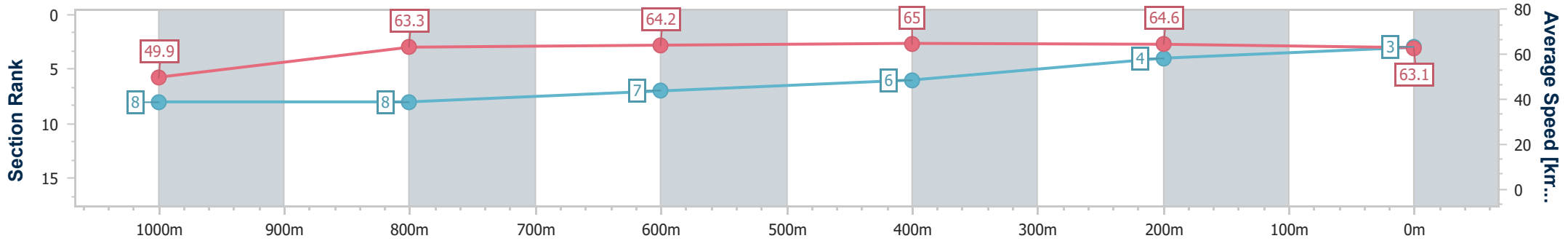
Race 2: THE INDUSTRY SCHOOL Maiden Plate - 1200m

23 August 2024 - 12:18



Track Rating: Good 4, Weather: Fine, Rail Position: +8m Entire

Section	Overall	1000m	800m	600m	400m	200m
Section Times	1:10.90 [3] (0:14.46)	0:56.44 [8] (0:11.48)	0:44.96 [8] (0:11.26)	0:33.70 [7] (0:11.11)	0:22.59 [6] (0:11.14)	0:11.45 [4]
Average Speed [km/h]	49.9	63.3	64.2	65.0	64.6	63.1
Top Speed [km/h]	65.8	65.8	65.7	66.4	65.7	64.9
Avg. Dist. to Rail [m]	6.3	1.2	0.4	0.5	1.7	4.4
Avg. Stride Freq. [Hz]	2.4	2.5	2.4	2.4	2.4	2.4
Avg. Stride Length [m]	5.9	7.1	7.4	7.4	7.3	7.1



- [] Ranking at each section and finish
- .-.- No data available at this section
- NA No data available



Horse/Jockey Name	Vocals
Final Rank	4
Fastest Section Time (Section)	0:11.04 (400m)
Top Speed [km/h] (Section)	67.2 (600m)
Race State	Finished



Ipswich QLD Professional

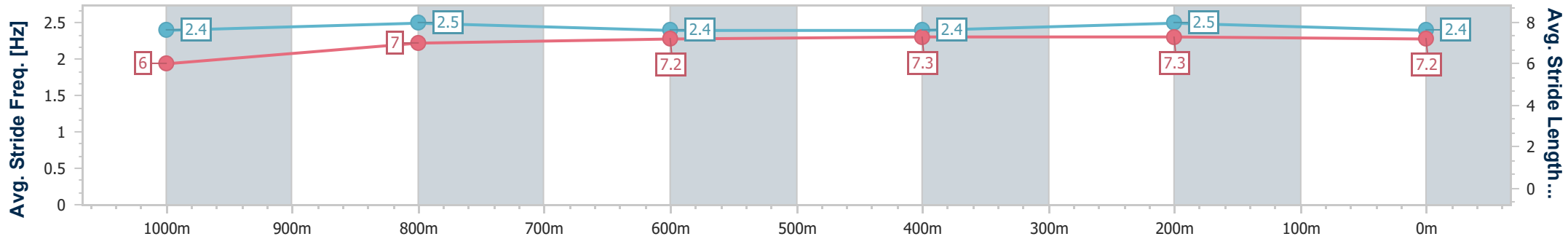
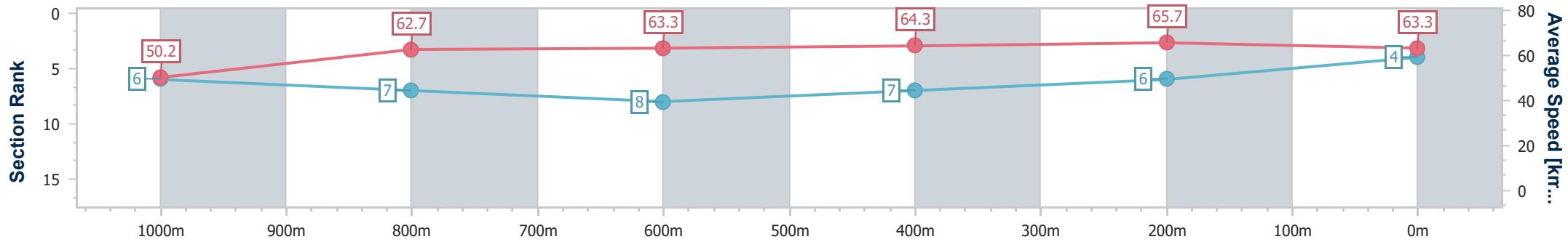
Race 2: THE INDUSTRY SCHOOL Maiden Plate - 1200m

23 August 2024 - 12:18



Track Rating: Good 4, Weather: Fine, Rail Position: +8m Entire

Section	Overall	1000m	800m	600m	400m	200m
Section Times	1:10.96 [4] (0:14.38)	0:56.58 [6] (0:11.53)	0:45.05 [7] (0:11.35)	0:33.70 [8] (0:11.21)	0:22.49 [7] (0:11.04)	0:11.45 [6] (0:11.45)
Average Speed [km/h]	50.2	62.7	63.3	64.3	65.7	63.3
Top Speed [km/h]	64.9	63.9	64.1	67.2	66.7	65.6
Avg. Dist. to Rail [m]	4.7	0.2	0.5	0.7	2.9	6.7
Avg. Stride Freq. [Hz]	2.4	2.5	2.4	2.4	2.5	2.4
Avg. Stride Length [m]	6.0	7.0	7.2	7.3	7.3	7.2



- [] Ranking at each section and finish
- .-.- No data available at this section
- NA No data available



Horse/Jockey Name	Morganite
Final Rank	5
Fastest Section Time (Section)	0:11.08 (800m)
Top Speed [km/h] (Section)	66.2 (800m)
Race State	Finished



Ipswich QLD Professional

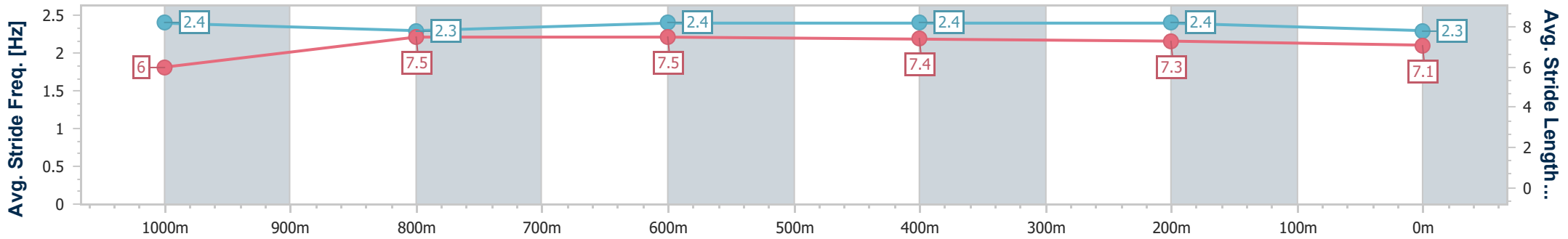
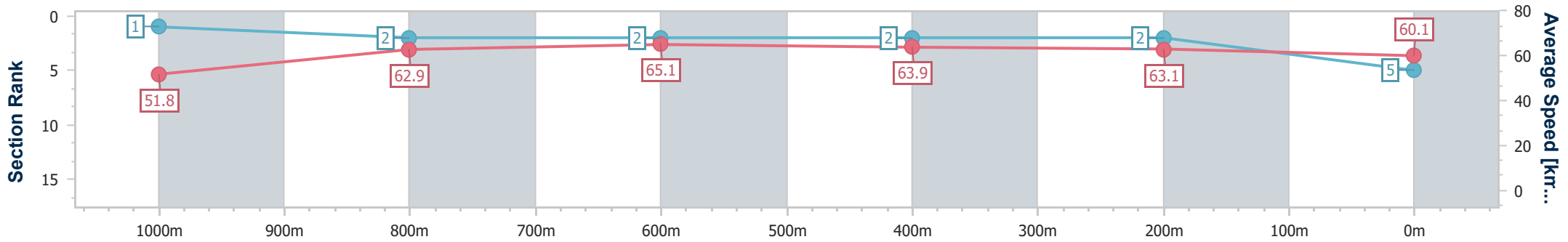
Race 2: THE INDUSTRY SCHOOL Maiden Plate - 1200m

23 August 2024 - 12:18



Track Rating: Good 4, Weather: Fine, Rail Position: +8m Entire

Section	Overall	1000m	800m	600m	400m	200m
Section Times	1:11.17 [5] (0:13.93)	0:57.24 [1] (0:11.47)	0:45.77 [2] (0:11.08)	0:34.69 [2] (0:11.26)	0:23.43 [2] (0:11.39)	0:12.04 [2] (0:12.04)
Average Speed [km/h]	51.8	62.9	65.1	63.9	63.1	60.1
Top Speed [km/h]	64.6	64.3	66.2	65.5	63.8	62.7
Avg. Dist. to Rail [m]	2.1	0.4	0.3	0.6	1.0	0.6
Avg. Stride Freq. [Hz]	2.4	2.3	2.4	2.4	2.4	2.3
Avg. Stride Length [m]	6.0	7.5	7.5	7.4	7.3	7.1



- [] Ranking at each section and finish
- .-.- No data available at this section
- NA No data available



Horse/Jockey Name	Lion's Pride
Final Rank	6
Fastest Section Time (Section)	0:11.26 (800m)
Top Speed [km/h] (Section)	65.1 (600m)
Race State	Finished



Ipswich QLD Professional

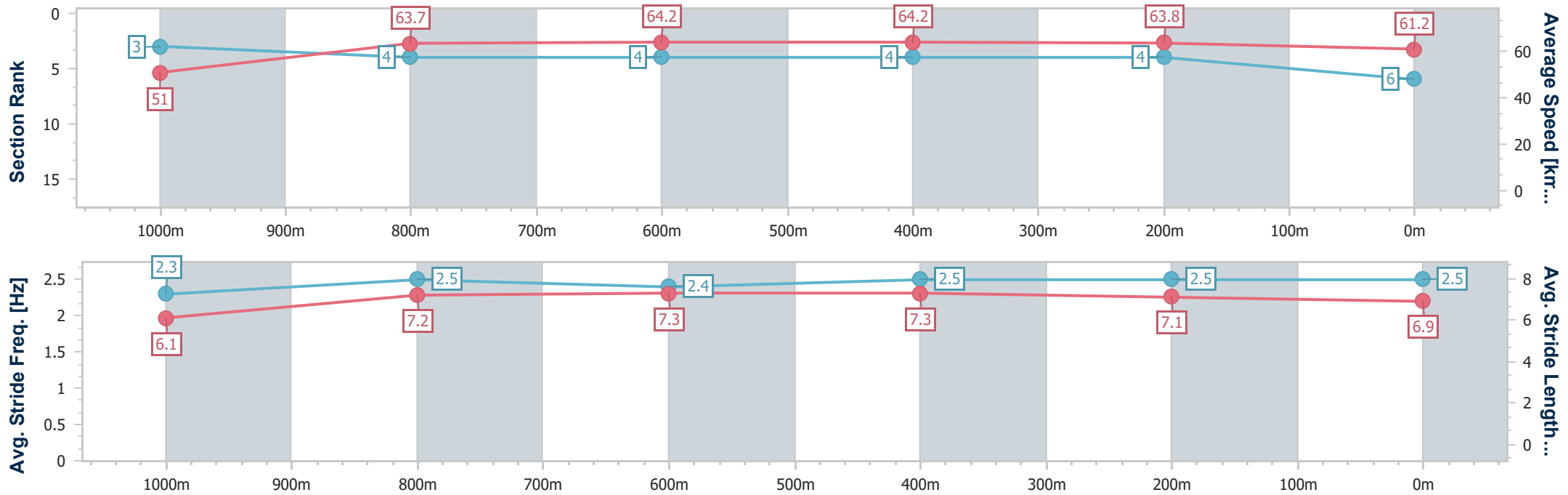
Race 2: THE INDUSTRY SCHOOL Maiden Plate - 1200m

23 August 2024 - 12:18



Track Rating: Good 4, Weather: Fine, Rail Position: +8m Entire

Section	Overall	1000m	800m	600m	400m	200m
Section Times	1:11.23 [6] (0:14.15)	0:57.08 [3] (0:11.37)	0:45.71 [4] (0:11.26)	0:34.45 [4] (0:11.29)	0:23.16 [4] (0:11.38)	0:11.78 [4] (0:11.78)
Average Speed [km/h]	51.0	63.7	64.2	64.2	63.8	61.2
Top Speed [km/h]	63.8	64.4	65.1	65.1	64.1	63.7
Avg. Dist. to Rail [m]	3.4	0.7	0.7	1.1	2.3	5.4
Avg. Stride Freq. [Hz]	2.3	2.5	2.4	2.5	2.5	2.5
Avg. Stride Length [m]	6.1	7.2	7.3	7.3	7.1	6.9



- [] Ranking at each section and finish
- .-.- No data available at this section
- NA No data available



Horse/Jockey Name	Cyberwars
Final Rank	7
Fastest Section Time (Section)	0:11.22 (600m)
Top Speed [km/h] (Section)	65.5 (600m)
Race State	Finished



Ipswich QLD Professional

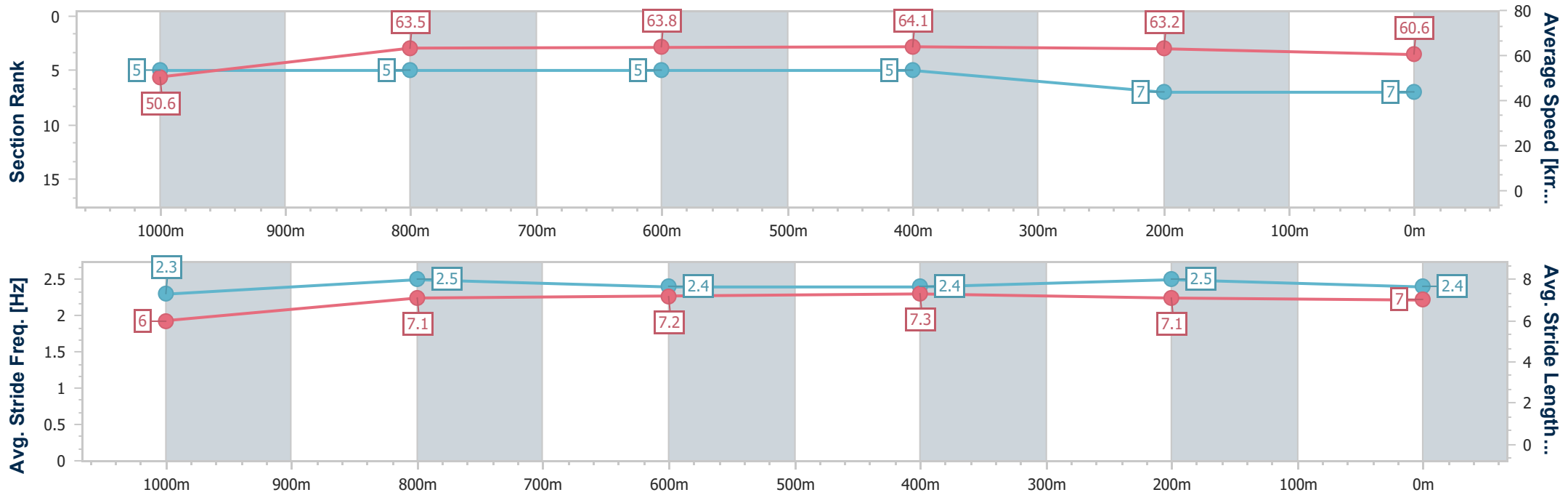
Race 2: THE INDUSTRY SCHOOL Maiden Plate - 1200m

23 August 2024 - 12:18



Track Rating: Good 4, Weather: Fine, Rail Position: +8m Entire

Section	Overall	1000m	800m	600m	400m	200m
Section Times	1:11.55 [7] (0:14.24)	0:57.31 [5] (0:11.37)	0:45.94 [5] (0:11.30)	0:34.64 [5] (0:11.22)	0:23.42 [5] (0:11.48)	0:11.94 [7] (0:11.94)
Average Speed [km/h]	50.6	63.5	63.8	64.1	63.2	60.6
Top Speed [km/h]	64.7	64.5	64.4	65.5	63.9	63.3
Avg. Dist. to Rail [m]	3.0	0.7	0.3	0.2	1.3	2.6
Avg. Stride Freq. [Hz]	2.3	2.5	2.4	2.4	2.5	2.4
Avg. Stride Length [m]	6.0	7.1	7.2	7.3	7.1	7.0



- [] Ranking at each section and finish
- .-.- No data available at this section
- NA No data available



Horse/Jockey Name	Arteluce
Final Rank	8
Fastest Section Time (Section)	0:11.42 (800m)
Top Speed [km/h] (Section)	65.5 (1000m)
Race State	Finished



Ipswich QLD Professional

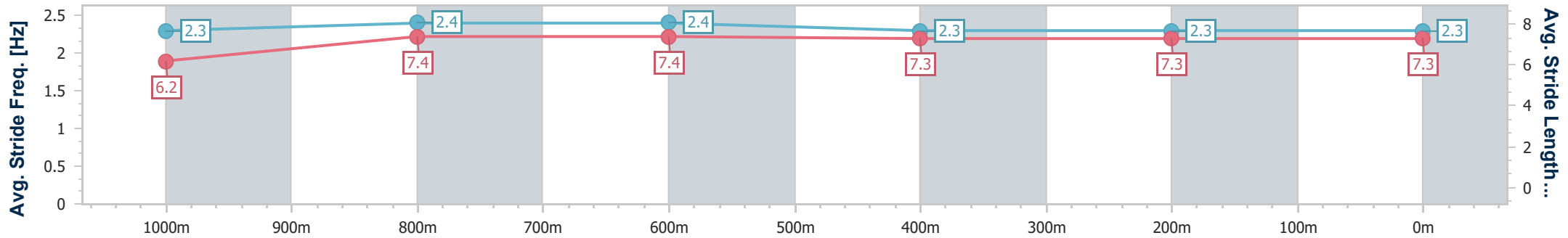
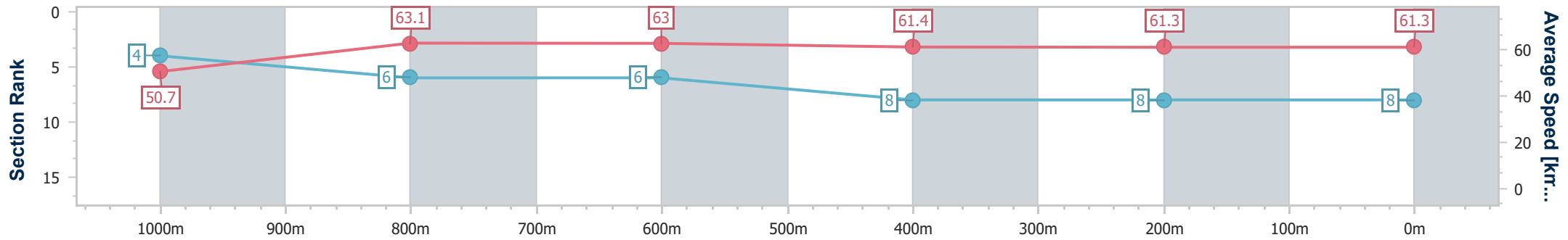
Race 2: THE INDUSTRY SCHOOL Maiden Plate - 1200m

23 August 2024 - 12:18



Track Rating: Good 4, Weather: Fine, Rail Position: +8m Entire

Section	Overall	1000m	800m	600m	400m	200m
Section Times	1:12.43 [8] (0:14.21)	0:58.22 [4] (0:11.48)	0:46.74 [6] (0:11.42)	0:35.32 [6] (0:11.74)	0:23.58 [8] (0:11.76)	0:11.82 [8] (0:11.82)
Average Speed [km/h]	50.7	63.1	63.0	61.4	61.3	61.3
Top Speed [km/h]	65.1	65.5	63.8	62.7	62.0	62.8
Avg. Dist. to Rail [m]	2.7	0.3	0.6	0.5	0.5	1.1
Avg. Stride Freq. [Hz]	2.3	2.4	2.4	2.3	2.3	2.3
Avg. Stride Length [m]	6.2	7.4	7.4	7.3	7.3	7.3



- [] Ranking at each section and finish
- .-.- No data available at this section
- NA No data available



Ipswich QLD Professional

Race 3: GRASON PARK Maiden Plate - 1200m

23 August 2024 - 12:53



Track Rating: Good 4, Weather: Fine, Rail Position: +8m Entire

Section		Field Times											Last 600m					
		Overall	1000m	800m	600m	400m	200m						0:34.65					
		1:10.64 (0:13.91)	0:56.73 (0:10.71)	0:46.02 (0:11.37)	0:34.65 (0:11.58)	0:23.07 (0:11.40)	0:11.67 (0:11.67)											
Rank	TAB	Horse/Jockey	Barrier	Top Speed [km/h]	Fastest Section												Margin	Distance Travelled [m]
1	13	CASH LANDING James Orman	8	69.4 1000m	0:10.71 1000m	1:10.64 [1] (0:13.91)	0:56.73 [1] (0:10.71)	0:46.02 [1] (0:11.37)	0:34.65 [1] (0:11.59)	0:23.06 [2] (0:11.39)	0:11.67 [1] (0:11.67)	1:10.64	0:34.65					
2	11	RUM RUNNER Bailey Wheeler	6	66.6 1000m	0:10.91 1000m	1:10.88 [2] (0:13.93)	0:56.95 [2] (0:10.91)	0:46.04 [3] (0:11.33)	0:34.71 [3] (0:11.57)	0:23.14 [3] (0:11.49)	0:11.65 [2] (0:11.65)	1.38L	0:34.71	+0				
3	5	LET'SSHOWEM Adin Thompson	4	65.6 1000m	0:11.07 1000m	1:10.98 [3] (0:14.62)	0:56.36 [10] (0:11.07)	0:45.29 [10] (0:11.14)	0:34.15 [11] (0:11.33)	0:22.82 [8] (0:11.24)	0:11.58 [5] (0:11.58)	1.97L	0:34.15	+3				
4	6	MEHRETU Emily Lang	1	66.1 1000m	0:10.90 1000m	1:11.06 [4] (0:14.19)	0:56.87 [6] (0:10.90)	0:45.97 [5] (0:11.32)	0:34.65 [5] (0:11.46)	0:23.19 [5] (0:11.55)	0:11.64 [7] (0:11.64)	2.45L	0:34.65	+0				
5	1	POWIAS Georgina Cartwright	10	69.2 1000m	0:10.73 1000m	1:11.13 [5] (0:14.01)	0:57.12 [4] (0:10.73)	0:46.39 [2] (0:11.25)	0:35.14 [1] (0:11.58)	0:23.56 [1] (0:11.69)	0:11.87 [3] (0:11.87)	2.85L	0:35.14	+5				
6	12	SCOTTVILLE SCOOTER Tahlia Fenlon	3	66.8 1000m	0:10.96 1000m	1:11.14 [6] (0:14.62)	0:56.52 [9] (0:10.96)	0:45.56 [9] (0:11.17)	0:34.39 [9] (0:11.44)	0:22.95 [10] (0:11.23)	0:11.72 [6] (0:11.72)	2.94L	0:34.39	-1				
7	3	TURN THE CORNER Ryan Maloney	7	65.9 1000m	0:11.03 1000m	1:11.32 [7] (0:13.97)	0:57.35 [3] (0:11.03)	0:46.32 [4] (0:11.32)	0:35.00 [4] (0:11.46)	0:23.54 [4] (0:11.56)	0:11.98 [4] (0:11.98)	4L	0:35.00	+2				
8	8	WITHEREN LASS Madeleine Wishart	5	66.1 1000m	0:11.00 1000m	1:11.33 [8] (0:14.14)	0:57.19 [5] (0:11.00)	0:46.19 [6] (0:11.29)	0:34.90 [6] (0:11.51)	0:23.39 [6] (0:11.56)	0:11.83 [8] (0:11.83)	4.05L	0:34.90	+3				
9	7	SUPIDO ROSE Michael Rodd	2	66.8 1000m	0:10.90 1000m	1:11.56 [9] (0:14.59)	0:56.97 [8] (0:10.90)	0:46.07 [8] (0:11.17)	0:34.90 [8] (0:11.52)	0:23.38 [9] (0:11.59)	0:11.79 [10] (0:11.79)	5.37L	0:34.90	+4				
10	16	FORTUNE READY Melea Castle	23	67.7 1000m	0:10.98 800m	1:11.79 [10] (0:14.83)	0:56.96 [11] (0:10.99)	0:45.97 [11] (0:10.98)	0:34.99 [10] (0:11.66)	0:23.33 [11] (0:11.39)	0:11.94 [11] (0:11.94)	6.74L	0:34.99	+2				

Scratched: Siglo De Oro (#2), You'll Never Guess (#9), Desert Cougar (#4), Aikau (#10), Ready Neddy Go (#15)

[] Ranking at each section and finish
 -:-:- No data available at this section
 NA No data available

SCN Saddle cloth number
 DNF Did not finish
 DNT Did not track



Ipswich QLD Professional
 Race 3: GRASON PARK Maiden Plate - 1200m
 23 August 2024 - 12:53



Track Rating: Good 4, Weather: Fine, Rail Position: +8m Entire

Section	Overall	1000m	800m	600m	400m	200m	Last 600m
Field Times	1:10.64 (0:13.91)	0:56.73 (0:10.71)	0:46.02 (0:11.37)	0:34.65 (0:11.58)	0:23.07 (0:11.40)	0:11.67 (0:11.67)	0:34.65

Rank	TAB	Horse/Jockey	Barrier	Top Speed [km/h]	Fastest Section	Margin	Distance Travelled [m]
11	14	ARTISTICA	11	68.3	0:10.80	7.74L	+6
				1000m	1000m		
					1:11.96 [11] (0:14.40)		
					0:57.56 [7] (0:10.80)		
					0:46.76 [7] (0:11.29)		
					0:35.47 [7] (0:11.45)		
					0:24.02 [6] (0:11.66)		
					0:12.36 [9] (0:12.36)		

Scratched: Siglo De Oro (#2), You'll Never Guess (#9), Desert Cougar (#4), Aikau (#10), Ready Neddy Go (#15)

[] Ranking at each section and finish
 -:-:- No data available at this section
 NA No data available

SCN Saddle cloth number
 DNF Did not finish
 DNT Did not track



Horse/Jockey Name	Cash Landing
Final Rank	1
Fastest Section Time (Section)	0:10.71 (1000m)
Top Speed [km/h] (Section)	69.4 (1000m)
Race State	Finished



Ipswich QLD Professional

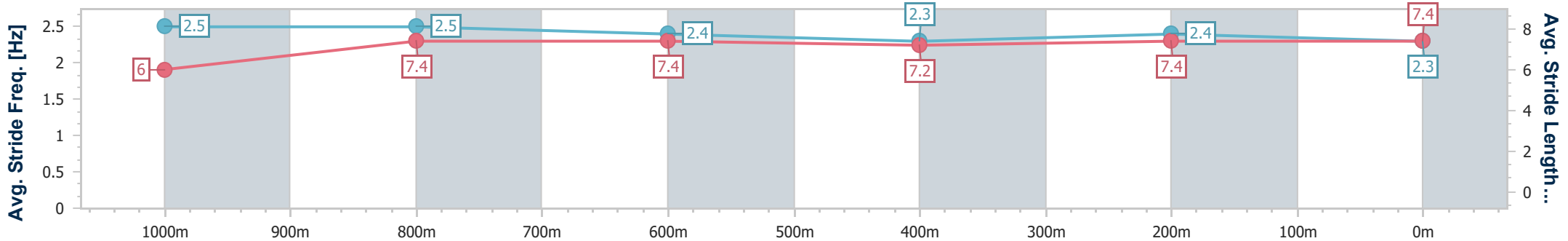
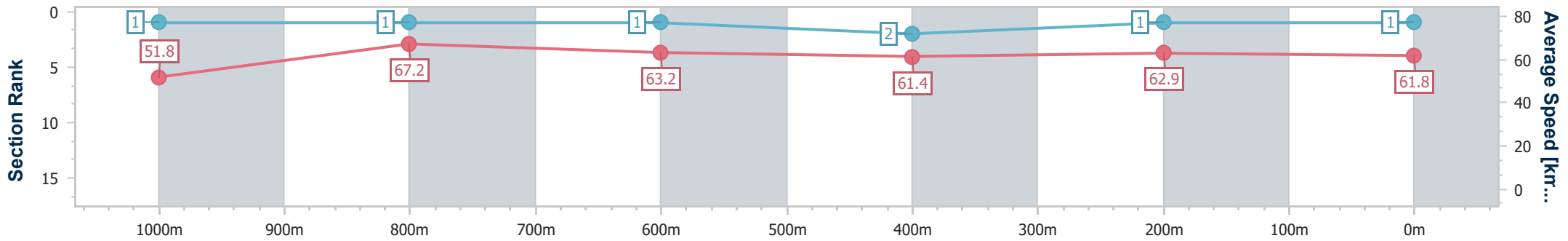
Race 3: GRASON PARK Maiden Plate - 1200m

23 August 2024 - 12:53



Track Rating: Good 4, Weather: Fine, Rail Position: +8m Entire

Section	Overall	1000m	800m	600m	400m	200m
Section Times	1:10.64 [1] (0:13.91)	0:56.73 [1] (0:10.71)	0:46.02 [1] (0:11.37)	0:34.65 [1] (0:11.59)	0:23.06 [2] (0:11.39)	0:11.67 [1] (0:11.67)
Average Speed [km/h]	51.8	67.2	63.2	61.4	62.9	61.8
Top Speed [km/h]	69.3	69.4	64.4	62.8	64.8	64.7
Avg. Dist. to Rail [m]	7.3	1.6	1.4	1.9	1.4	0.7
Avg. Stride Freq. [Hz]	2.5	2.5	2.4	2.3	2.4	2.3
Avg. Stride Length [m]	6.0	7.4	7.4	7.2	7.4	7.4



- [] Ranking at each section and finish
- .-.- No data available at this section
- NA No data available



Horse/Jockey Name	Rum Runner
Final Rank	2
Fastest Section Time (Section)	0:10.91 (1000m)
Top Speed [km/h] (Section)	66.6 (1000m)
Race State	Finished



Ipswich QLD Professional

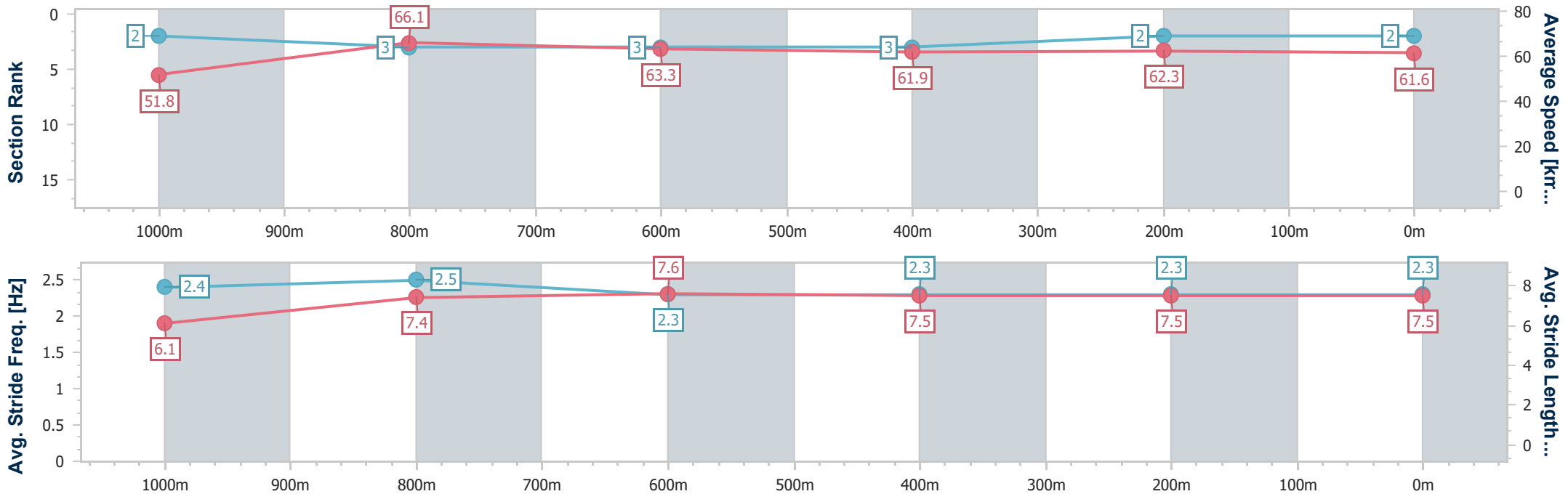
Race 3: GRASON PARK Maiden Plate - 1200m

23 August 2024 - 12:53



Track Rating: Good 4, Weather: Fine, Rail Position: +8m Entire

Section	Overall	1000m	800m	600m	400m	200m
Section Times	1:10.88 [2] (0:13.93)	0:56.95 [2] (0:10.91)	0:46.04 [3] (0:11.33)	0:34.71 [3] (0:11.57)	0:23.14 [3] (0:11.49)	0:11.65 [2] (0:11.65)
Average Speed [km/h]	51.8	66.1	63.3	61.9	62.3	61.6
Top Speed [km/h]	65.8	66.6	65.2	63.3	63.5	63.6
Avg. Dist. to Rail [m]	4.1	0.6	0.9	1.4	1.3	0.6
Avg. Stride Freq. [Hz]	2.4	2.5	2.3	2.3	2.3	2.3
Avg. Stride Length [m]	6.1	7.4	7.6	7.5	7.5	7.5



- [] Ranking at each section and finish
- .-.- No data available at this section
- NA No data available



Horse/Jockey Name	Let'sshowem
Final Rank	3
Fastest Section Time (Section)	0:11.07 (1000m)
Top Speed [km/h] (Section)	65.6 (1000m)
Race State	Finished



Ipswich QLD Professional

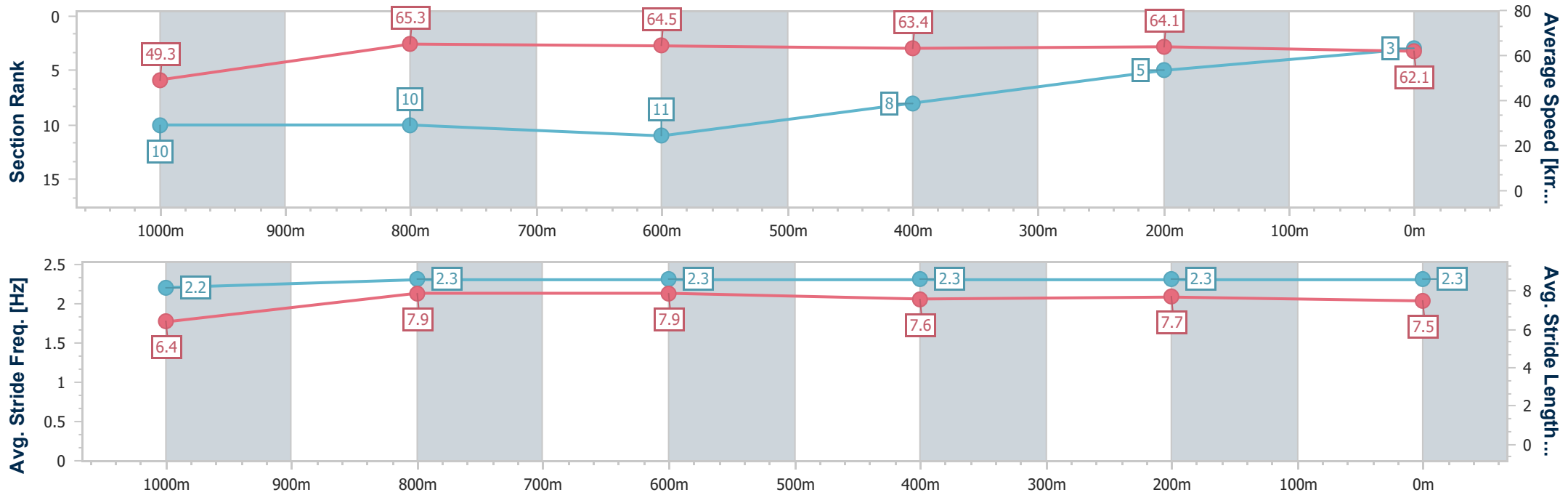
Race 3: GRASON PARK Maiden Plate - 1200m

23 August 2024 - 12:53



Track Rating: Good 4, Weather: Fine, Rail Position: +8m Entire

Section	Overall	1000m	800m	600m	400m	200m
Section Times	1:10.98 [3] (0:14.62)	0:56.36 [10] (0:11.07)	0:45.29 [10] (0:11.14)	0:34.15 [11] (0:11.33)	0:22.82 [8] (0:11.24)	0:11.58 [5] (0:11.58)
Average Speed [km/h]	49.3	65.3	64.5	63.4	64.1	62.1
Top Speed [km/h]	63.8	65.6	65.5	65.3	65.3	63.7
Avg. Dist. to Rail [m]	2.9	1.1	0.2	0.4	0.3	0.2
Avg. Stride Freq. [Hz]	2.2	2.3	2.3	2.3	2.3	2.3
Avg. Stride Length [m]	6.4	7.9	7.9	7.6	7.7	7.5



- [] Ranking at each section and finish
- .-.- No data available at this section
- NA No data available



Horse/Jockey Name	Mehretu
Final Rank	4
Fastest Section Time (Section)	0:10.90 (1000m)
Top Speed [km/h] (Section)	66.1 (1000m)
Race State	Finished



Ipswich QLD Professional

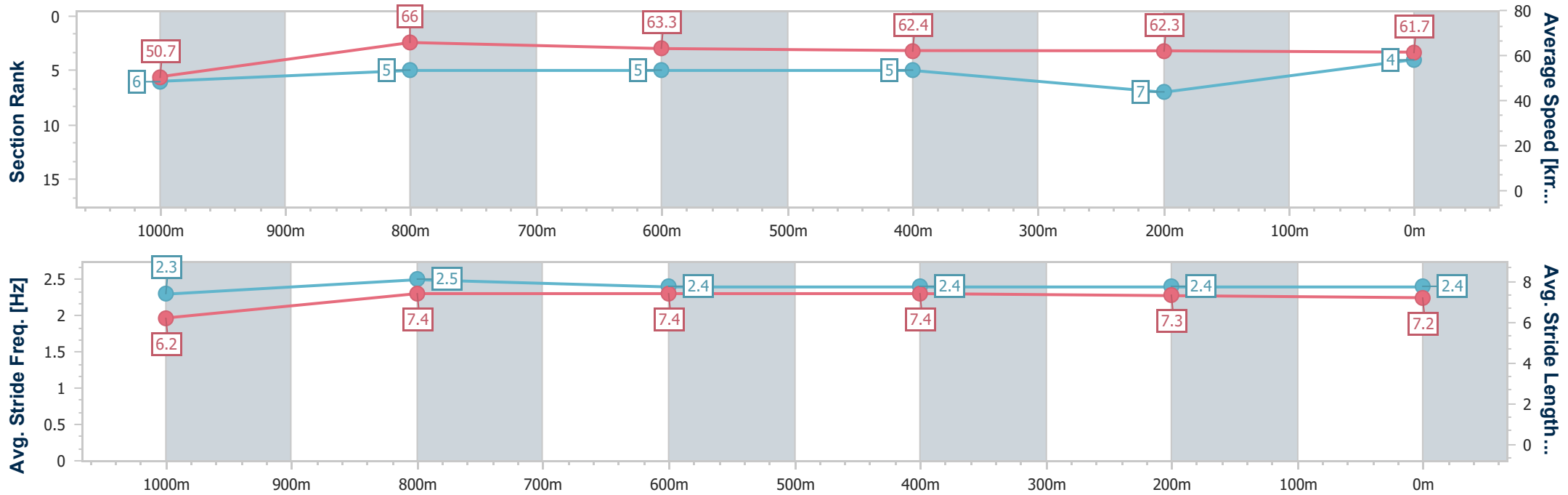
Race 3: GRASON PARK Maiden Plate - 1200m

23 August 2024 - 12:53



Track Rating: Good 4, Weather: Fine, Rail Position: +8m Entire

Section	Overall	1000m	800m	600m	400m	200m
Section Times	1:11.06 [4] (0:14.19)	0:56.87 [6] (0:10.90)	0:45.97 [5] (0:11.32)	0:34.65 [5] (0:11.46)	0:23.19 [5] (0:11.55)	0:11.64 [7] (0:11.64)
Average Speed [km/h]	50.7	66.0	63.3	62.4	62.3	61.7
Top Speed [km/h]	65.8	66.1	64.9	63.0	63.4	62.8
Avg. Dist. to Rail [m]	0.7	0.7	1.4	1.8	0.9	3.4
Avg. Stride Freq. [Hz]	2.3	2.5	2.4	2.4	2.4	2.4
Avg. Stride Length [m]	6.2	7.4	7.4	7.4	7.3	7.2



- [] Ranking at each section and finish
- .-.- No data available at this section
- NA No data available



Horse/Jockey Name	Powias
Final Rank	5
Fastest Section Time (Section)	0:10.73 (1000m)
Top Speed [km/h] (Section)	69.2 (1000m)
Race State	Finished



Ipswich QLD Professional

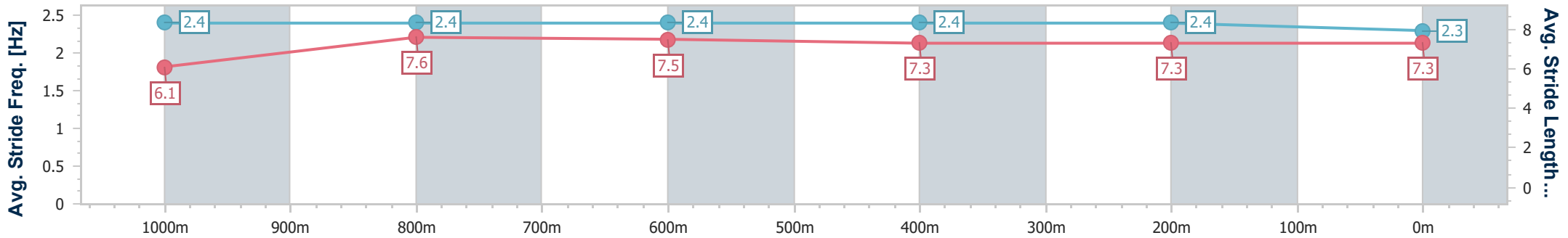
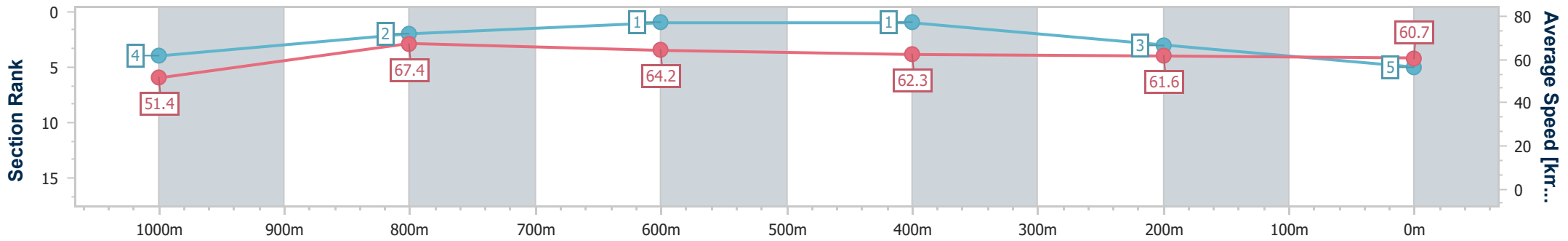
Race 3: GRASON PARK Maiden Plate - 1200m

23 August 2024 - 12:53



Track Rating: Good 4, Weather: Fine, Rail Position: +8m Entire

Section	Overall	1000m	800m	600m	400m	200m
Section Times	1:11.13 [5] (0:14.01)	0:57.12 [4] (0:10.73)	0:46.39 [2] (0:11.25)	0:35.14 [1] (0:11.58)	0:23.56 [1] (0:11.69)	0:11.87 [3] (0:11.87)
Average Speed [km/h]	51.4	67.4	64.2	62.3	61.6	60.7
Top Speed [km/h]	69.0	69.2	66.2	62.9	62.3	61.9
Avg. Dist. to Rail [m]	9.9	3.4	0.5	0.1	0.6	1.8
Avg. Stride Freq. [Hz]	2.4	2.4	2.4	2.4	2.4	2.3
Avg. Stride Length [m]	6.1	7.6	7.5	7.3	7.3	7.3



- [] Ranking at each section and finish
- .-.- No data available at this section
- NA No data available



Horse/Jockey Name	Scottville Scooter
Final Rank	6
Fastest Section Time (Section)	0:10.96 (1000m)
Top Speed [km/h] (Section)	66.8 (1000m)
Race State	Finished



Ipswich QLD Professional

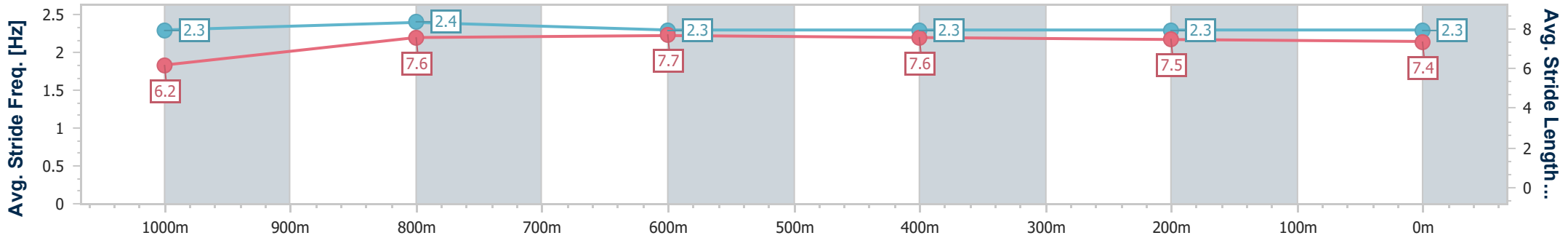
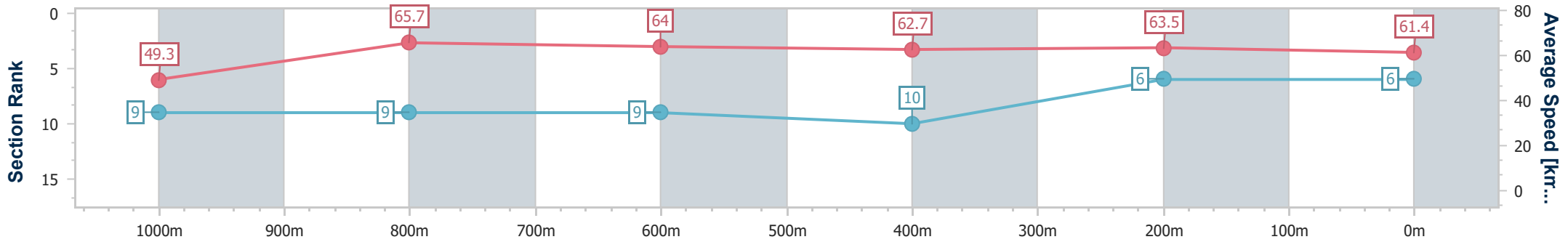
Race 3: GRASON PARK Maiden Plate - 1200m

23 August 2024 - 12:53



Track Rating: Good 4, Weather: Fine, Rail Position: +8m Entire

Section	Overall	1000m	800m	600m	400m	200m
Section Times	1:11.14 [6] (0:14.62)	0:56.52 [9] (0:10.96)	0:45.56 [9] (0:11.17)	0:34.39 [9] (0:11.44)	0:22.95 [10] (0:11.23)	0:11.72 [6] (0:11.72)
Average Speed [km/h]	49.3	65.7	64.0	62.7	63.5	61.4
Top Speed [km/h]	66.7	66.8	66.7	63.5	64.2	63.5
Avg. Dist. to Rail [m]	2.2	0.5	1.2	1.6	1.8	1.7
Avg. Stride Freq. [Hz]	2.3	2.4	2.3	2.3	2.3	2.3
Avg. Stride Length [m]	6.2	7.6	7.7	7.6	7.5	7.4



- [] Ranking at each section and finish
- .-.- No data available at this section
- NA No data available



Horse/Jockey Name	Turn The Corner
Final Rank	7
Fastest Section Time (Section)	0:11.03 (1000m)
Top Speed [km/h] (Section)	65.9 (1000m)
Race State	Finished



Ipswich QLD Professional

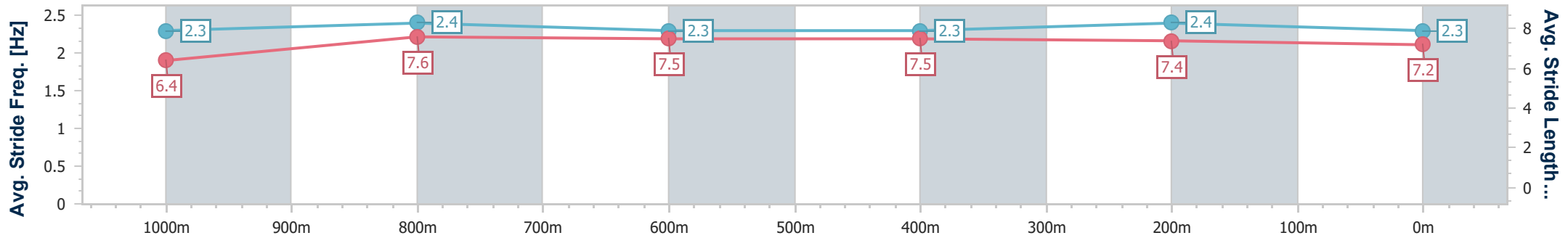
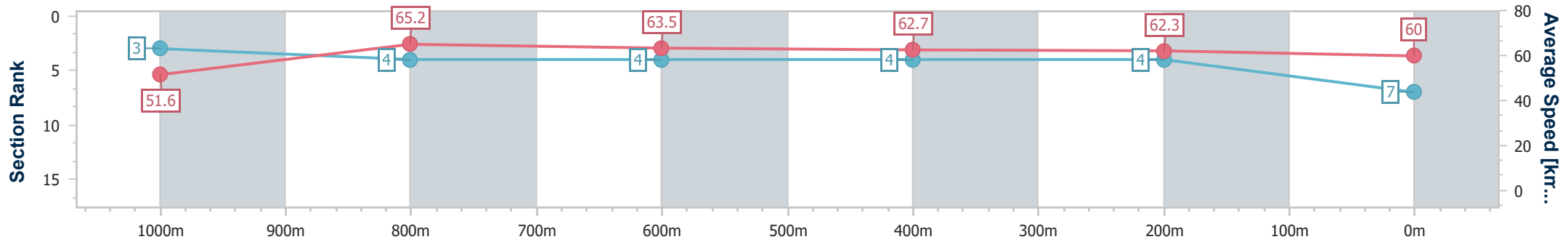
Race 3: GRASON PARK Maiden Plate - 1200m

23 August 2024 - 12:53



Track Rating: Good 4, Weather: Fine, Rail Position: +8m Entire

Section	Overall	1000m	800m	600m	400m	200m
Section Times	1:11.32 [7] (0:13.97)	0:57.35 [3] (0:11.03)	0:46.32 [4] (0:11.32)	0:35.00 [4] (0:11.46)	0:23.54 [4] (0:11.56)	0:11.98 [4] (0:11.98)
Average Speed [km/h]	51.6	65.2	63.5	62.7	62.3	60.0
Top Speed [km/h]	65.9	65.9	65.1	63.7	64.8	61.9
Avg. Dist. to Rail [m]	5.4	1.3	0.8	1.4	1.8	3.9
Avg. Stride Freq. [Hz]	2.3	2.4	2.3	2.3	2.4	2.3
Avg. Stride Length [m]	6.4	7.6	7.5	7.5	7.4	7.2



- [] Ranking at each section and finish
- .-.- No data available at this section
- NA No data available



Horse/Jockey Name	Witheren Lass
Final Rank	8
Fastest Section Time (Section)	0:11.00 (1000m)
Top Speed [km/h] (Section)	66.1 (1000m)
Race State	Finished



Ipswich QLD Professional

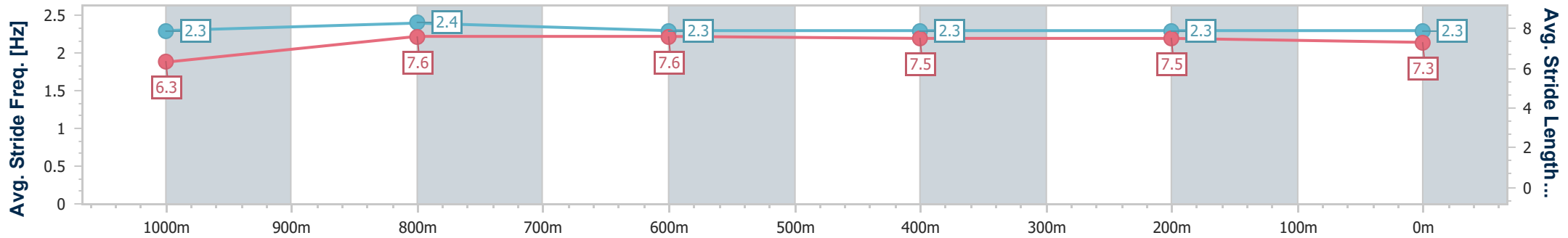
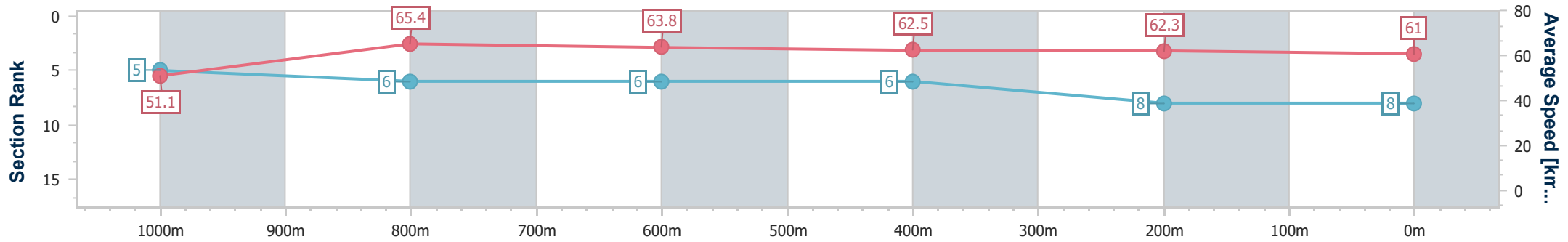
Race 3: GRASON PARK Maiden Plate - 1200m

23 August 2024 - 12:53



Track Rating: Good 4, Weather: Fine, Rail Position: +8m Entire

Section	Overall	1000m	800m	600m	400m	200m
Section Times	1:11.33 [8] (0:14.14)	0:57.19 [5] (0:11.00)	0:46.19 [6] (0:11.29)	0:34.90 [6] (0:11.51)	0:23.39 [6] (0:11.56)	0:11.83 [8] (0:11.83)
Average Speed [km/h]	51.1	65.4	63.8	62.5	62.3	61.0
Top Speed [km/h]	65.4	66.1	65.7	63.6	63.1	62.4
Avg. Dist. to Rail [m]	4.1	1.3	0.4	0.5	0.8	4.6
Avg. Stride Freq. [Hz]	2.3	2.4	2.3	2.3	2.3	2.3
Avg. Stride Length [m]	6.3	7.6	7.6	7.5	7.5	7.3



- [] Ranking at each section and finish
- .-.- No data available at this section
- NA No data available



Horse/Jockey Name	Supido Rose
Final Rank	9
Fastest Section Time (Section)	0:10.90 (1000m)
Top Speed [km/h] (Section)	66.8 (1000m)
Race State	Finished



Ipswich QLD Professional

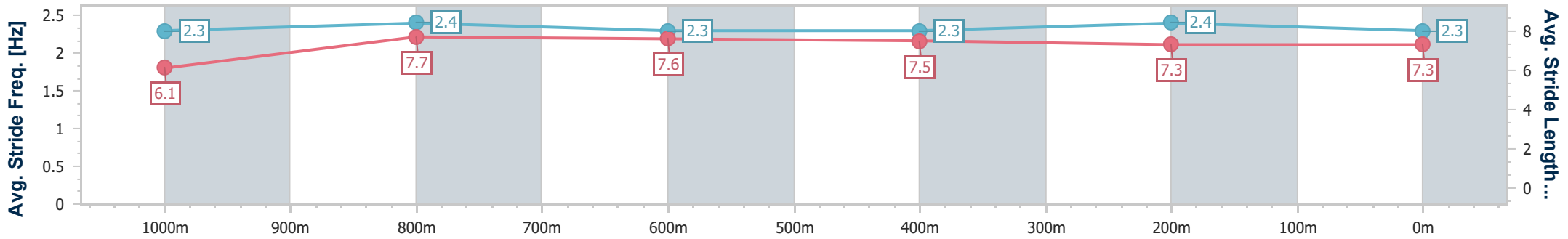
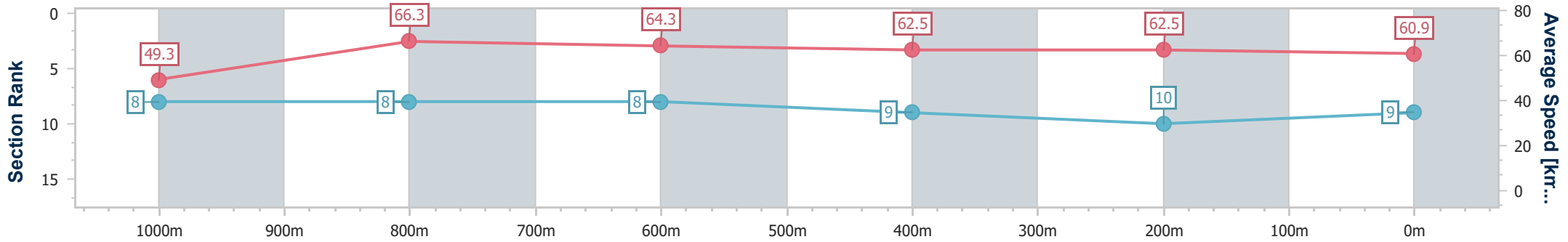
Race 3: GRASON PARK Maiden Plate - 1200m

23 August 2024 - 12:53



Track Rating: Good 4, Weather: Fine, Rail Position: +8m Entire

Section	Overall	1000m	800m	600m	400m	200m
Section Times	1:11.56 [9] (0:14.59)	0:56.97 [8] (0:10.90)	0:46.07 [8] (0:11.17)	0:34.90 [8] (0:11.52)	0:23.38 [9] (0:11.59)	0:11.79 [10] (0:11.79)
Average Speed [km/h]	49.3	66.3	64.3	62.5	62.5	60.9
Top Speed [km/h]	65.5	66.8	65.9	62.8	63.4	63.4
Avg. Dist. to Rail [m]	1.1	0.4	0.5	0.3	2.3	6.8
Avg. Stride Freq. [Hz]	2.3	2.4	2.3	2.3	2.4	2.3
Avg. Stride Length [m]	6.1	7.7	7.6	7.5	7.3	7.3



- [] Ranking at each section and finish
- .-.- No data available at this section
- NA No data available



Horse/Jockey Name	Fortune Ready
Final Rank	10
Fastest Section Time (Section)	0:10.98 (800m)
Top Speed [km/h] (Section)	67.7 (1000m)
Race State	Finished



Ipswich QLD Professional

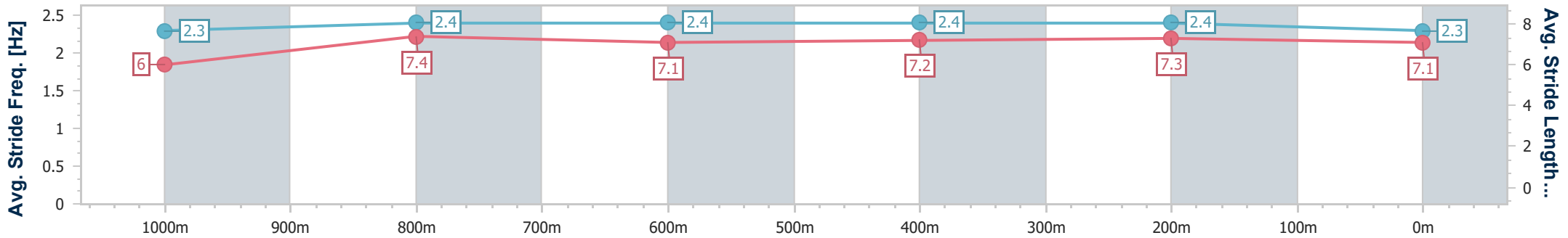
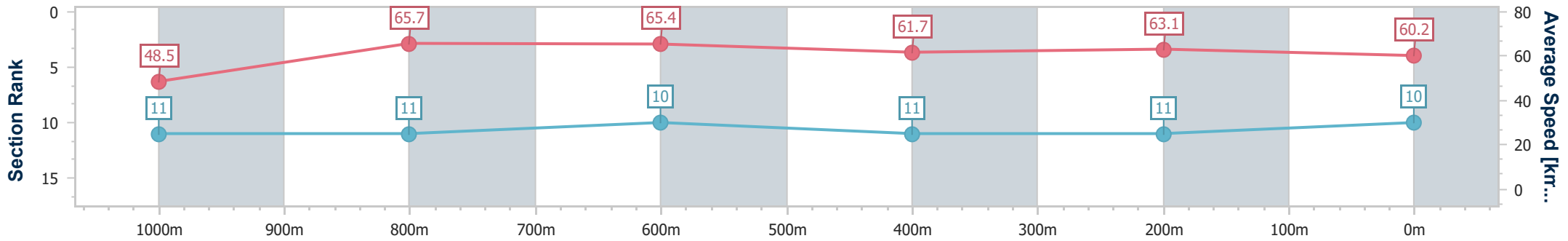
Race 3: GRASON PARK Maiden Plate - 1200m

23 August 2024 - 12:53



Track Rating: Good 4, Weather: Fine, Rail Position: +8m Entire

Section	Overall	1000m	800m	600m	400m	200m
Section Times	1:11.79 [10] (0:14.83)	0:56.96 [11] (0:10.99)	0:45.97 [11] (0:10.98)	0:34.99 [10] (0:11.66)	0:23.33 [11] (0:11.39)	0:11.94 [11] (0:11.94)
Average Speed [km/h]	48.5	65.7	65.4	61.7	63.1	60.2
Top Speed [km/h]	62.4	67.7	66.2	63.7	63.7	62.7
Avg. Dist. to Rail [m]	5.6	0.3	0.3	0.5	0.3	0.5
Avg. Stride Freq. [Hz]	2.3	2.4	2.4	2.4	2.4	2.3
Avg. Stride Length [m]	6.0	7.4	7.1	7.2	7.3	7.1



- [] Ranking at each section and finish
- .-.- No data available at this section
- NA No data available



Horse/Jockey Name	Artistica
Final Rank	11
Fastest Section Time (Section)	0:10.80 (1000m)
Top Speed [km/h] (Section)	68.3 (1000m)
Race State	Finished



Ipswich QLD Professional

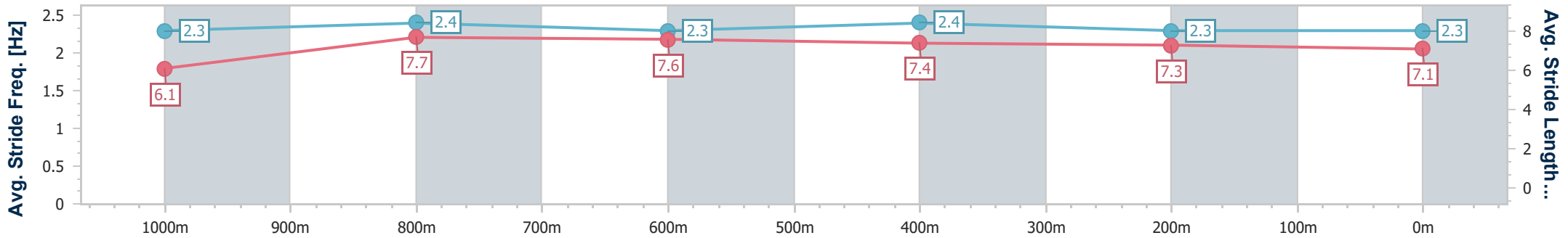
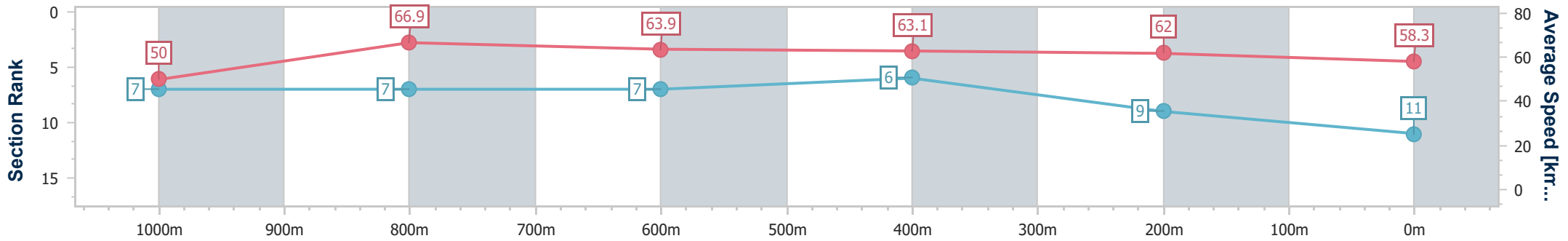
Race 3: GRASON PARK Maiden Plate - 1200m

23 August 2024 - 12:53



Track Rating: Good 4, Weather: Fine, Rail Position: +8m Entire

Section	Overall	1000m	800m	600m	400m	200m
Section Times	1:11.96 [11] (0:14.40)	0:57.56 [7] (0:10.80)	0:46.76 [7] (0:11.29)	0:35.47 [7] (0:11.45)	0:24.02 [6] (0:11.66)	0:12.36 [9]
Average Speed [km/h]	50.0	66.9	63.9	63.1	62.0	58.3
Top Speed [km/h]	67.2	68.3	65.8	63.9	63.7	61.1
Avg. Dist. to Rail [m]	9.8	2.4	0.7	0.3	2.2	5.4
Avg. Stride Freq. [Hz]	2.3	2.4	2.3	2.4	2.3	2.3
Avg. Stride Length [m]	6.1	7.7	7.6	7.4	7.3	7.1



- [] Ranking at each section and finish
- .-.- No data available at this section
- NA No data available



Ipswich QLD Professional

Race 4: LIVING TURF QTIS Three-Year-Old Maiden Plate - 1350m

23 August 2024 - 13:28



Track Rating: Good 4, Weather: Fine, Rail Position: +8m Entire

Section		Overall	1200m	1000m	800m	600m	400m	Last 600m					
Field Times		1:21.10 (0:11.44)	1:09.66 (0:10.84)	0:58.82 (0:11.42)	0:47.40 (0:11.91)	0:35.49 (0:11.83)	0:23.66 (0:11.74)	0:35.49					
Rank	TAB	Horse/Jockey	Barrier	Top Speed [km/h]	Fastest Section							Distance Travelled [m]	
1	8	SAMMY CONQUERS ALL Ryan Wiggins	2	66.7 1200m	0:10.91 1200m	1:21.10 [1] (0:11.70)	1:09.40 [5] (0:10.91)	0:58.49 [5] (0:11.31)	0:47.18 [4] (0:11.90)	0:35.28 [4] (0:11.79)	0:23.49 [3] (0:11.60)	0:35.28	
2	9	UNEGA WAHY'A Marnu Potgieter	7	67.4 1200m	0:10.90 1200m	1:21.19 [2] (0:11.44)	1:09.75 [1] (0:10.90)	0:58.85 [2] (0:11.40)	0:47.45 [2] (0:11.98)	0:35.47 [2] (0:11.77)	0:23.70 [2] (0:11.69)	0:35.47	+1
3	4	MOET AT MIDNIGHT James Orman	5	66.9 Overall	0:10.99 1200m	1:21.48 [3] (0:11.52)	1:09.96 [4] (0:10.99)	0:58.97 [4] (0:11.44)	0:47.53 [5] (0:11.94)	0:35.59 [5] (0:11.78)	0:23.81 [5] (0:11.63)	0:35.59	+2
4	6	PROCLAIMER Ryan Maloney	3	67.0 1200m	0:10.95 1200m	1:21.54 [4] (0:11.85)	1:09.69 [7] (0:10.95)	0:58.74 [7] (0:11.39)	0:47.35 [8] (0:11.89)	0:35.46 [9] (0:11.81)	0:23.65 [8] (0:11.64)	0:35.46	+0
5	10	VANGUARD LEGEND Jag Guthmann-Chester	4	67.8 1200m	0:10.87 1200m	1:21.60 [5] (0:11.93)	1:09.67 [8] (0:10.87)	0:58.80 [8] (0:11.41)	0:47.39 [9] (0:11.86)	0:35.53 [8] (0:11.80)	0:23.73 [7] (0:11.64)	0:35.53	+2
6	14	LARIDAE Noel Callow	8	67.6 1200m	0:10.95 1200m	1:21.77 [6] (0:11.78)	1:09.99 [6] (0:10.95)	0:59.04 [6] (0:11.42)	0:47.62 [7] (0:11.84)	0:35.78 [7] (0:11.93)	0:23.85 [9] (0:11.72)	0:35.78	+9
7	2	CAPTAIN GOOD VIBES Damien Thornton	9	66.3 1200m	0:10.98 1200m	1:21.83 [7] (0:11.49)	1:10.34 [3] (0:10.98)	0:59.36 [3] (0:11.41)	0:47.95 [3] (0:11.92)	0:36.03 [3] (0:11.85)	0:24.18 [4] (0:11.93)	0:36.03	+6
8	5	PRIDE OF SAVABELLA Georgina Cartwright	6	68.2 1200m	0:10.79 1200m	1:22.08 [8] (0:12.02)	1:10.06 [9] (0:10.79)	0:59.27 [9] (0:11.32)	0:47.95 [6] (0:11.82)	0:36.13 [6] (0:11.79)	0:24.34 [6] (0:11.93)	0:36.13	+4
9	13	SILVER TAP Trudy Thornton	1	68.1 1200m	0:10.80 1200m	1:22.51 [9] (0:11.48)	1:11.03 [2] (0:10.80)	1:00.23 [1] (0:11.42)	0:48.81 [1] (0:11.91)	0:36.90 [1] (0:11.83)	0:25.07 [1] (0:11.97)	0:36.90	-1

Scratched: Royal Gladiator (#7), Desert Legend (#3), Bate (#1), Just Precious (#12), Creativity Miss (#11)

[] Ranking at each section and finish
 -:-:- No data available at this section
 NA No data available

SCN Saddle cloth number
 DNF Did not finish
 DNT Did not track



Ipswich QLD Professional

Race 4: LIVING TURF QTIS Three-Year-Old Maiden Plate - 1350m

23 August 2024 - 13:28



Track Rating: Good 4, Weather: Fine, Rail Position: +8m Entire

Section				200m				Last 600m	
Field Times				0:11.92 (0:11.92)				0:35.49	
Rank	TAB	Horse/Jockey	Barrier	Top Speed [km/h]	Fastest Section	Margin			Distance Travelled [m]
1	8	SAMMY CONQUERS ALL Ryan Wiggins	2	66.7 1200m	0:10.91 1200m	0:11.89 [2] (0:11.89)	1:21.10		0:35.28
2	9	UNEGA WAHY'A Marnu Potgieter	7	67.4 1200m	0:10.90 1200m	0:12.01 [1] (0:12.01)	0.52L		0:35.47 +1
3	4	MOET AT MIDNIGHT James Orman	5	66.9 Overall	0:10.99 1200m	0:12.18 [3] (0:12.18)	2.22L		0:35.59 +2
4	6	PROCLAIMER Ryan Maloney	3	67.0 1200m	0:10.95 1200m	0:12.01 [6] (0:12.01)	2.58L		0:35.46 +0
5	10	VANGUARD LEGEND Jag Guthmann-Chester	4	67.8 1200m	0:10.87 1200m	0:12.09 [5] (0:12.09)	2.98L		0:35.53 +2
6	14	LARIDAE Noel Callow	8	67.6 1200m	0:10.95 1200m	0:12.13 [8] (0:12.13)	3.98L		0:35.78 +9
7	2	CAPTAIN GOOD VIBES Damien Thornton	9	66.3 1200m	0:10.98 1200m	0:12.25 [7] (0:12.25)	4.28L		0:36.03 +6
8	5	PRIDE OF SAVABELLA Georgina Cartwright	6	68.2 1200m	0:10.79 1200m	0:12.41 [9] (0:12.41)	5.78L		0:36.13 +4
9	13	SILVER TAP Trudy Thornton	1	68.1 1200m	0:10.80 1200m	0:13.10 [4] (0:13.10)	8.29L		0:36.90 -1

Scratched: Royal Gladiator (#7), Desert Legend (#3), Bate (#1), Just Precious (#12), Creativity Miss (#11)



Horse/Jockey Name	Sammy Conquers All
Final Rank	1
Fastest Section Time (Section)	0:10.91 (1200m)
Top Speed [km/h] (Section)	66.7 (1200m)
Race State	Finished



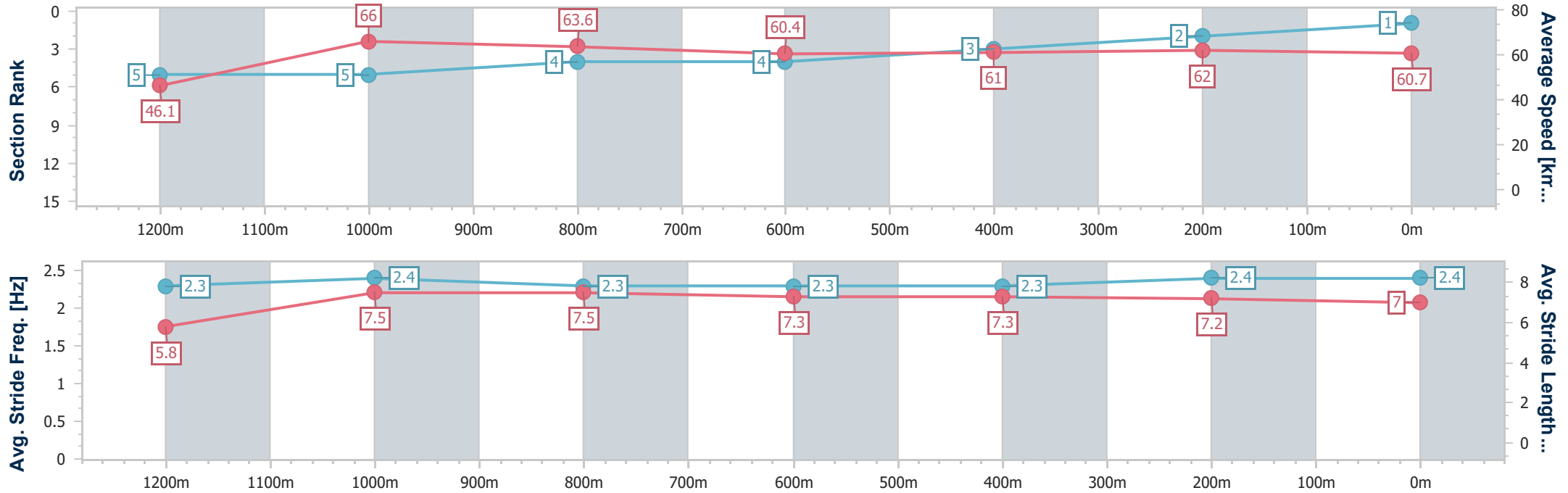
Ipswich QLD Professional
Race 4: LIVING TURF QTIS Three-Year-Old Maiden Plate - 1350m



23 August 2024 - 13:28

Track Rating: Good 4, Weather: Fine, Rail Position: +8m Entire

Section	Overall	1200m	1000m	800m	600m	400m	200m
Section Times	1:21.10 [1] (0:11.70)	1:09.40 [5] (0:10.91)	0:58.49 [5] (0:11.31)	0:47.18 [4] (0:11.90)	0:35.28 [4] (0:11.79)	0:23.49 [3] (0:11.60)	0:11.89 [2] (0:11.89)
Average Speed [km/h]	46.1	66.0	63.6	60.4	61.0	62.0	60.7
Top Speed [km/h]	65.4	66.7	65.8	61.5	62.0	63.1	63.0
Avg. Dist. to Rail [m]	2.2	0.6	0.2	0.5	0.5	0.7	0.8
Avg. Stride Freq. [Hz]	2.3	2.4	2.3	2.3	2.3	2.4	2.4
Avg. Stride Length [m]	5.8	7.5	7.5	7.3	7.3	7.2	7.0



- [] Ranking at each section and finish
- .-.- No data available at this section
- NA No data available



Horse/Jockey Name	Unega Wahy'a
Final Rank	2
Fastest Section Time (Section)	0:10.90 (1200m)
Top Speed [km/h] (Section)	67.4 (1200m)
Race State	Finished



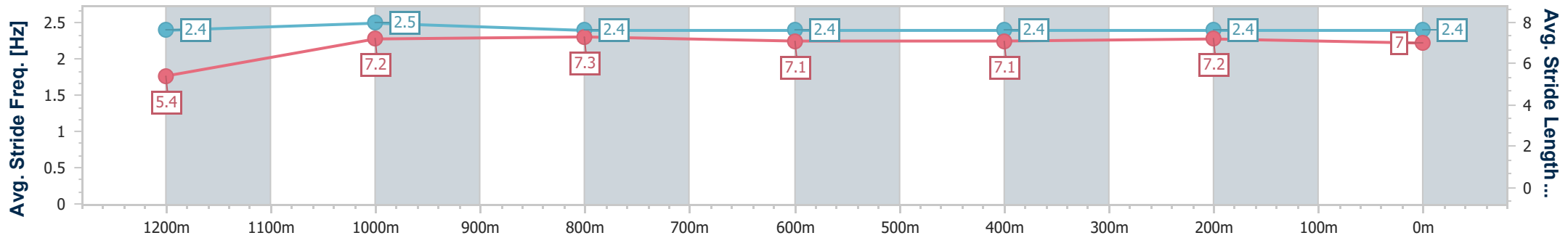
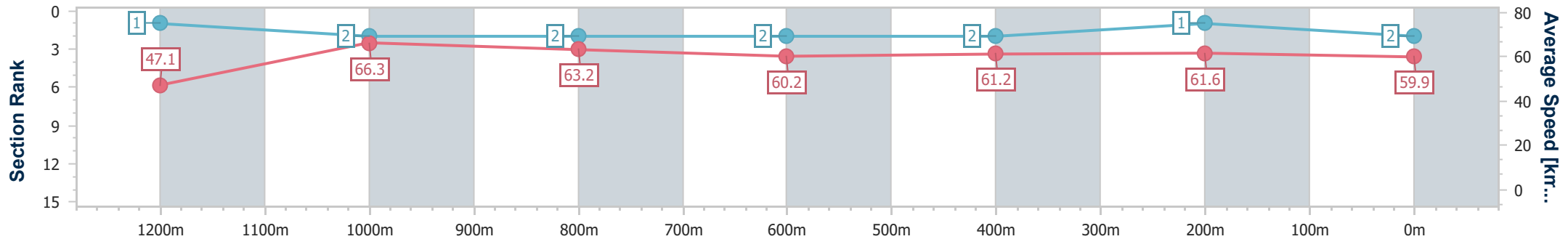
Ipswich QLD Professional
Race 4: LIVING TURF QTIS Three-Year-Old Maiden Plate - 1350m



23 August 2024 - 13:28

Track Rating: Good 4, Weather: Fine, Rail Position: +8m Entire

Section	Overall	1200m	1000m	800m	600m	400m	200m
Section Times	1:21.19 [2] (0:11.44)	1:09.75 [1] (0:10.90)	0:58.85 [2] (0:11.40)	0:47.45 [2] (0:11.98)	0:35.47 [2] (0:11.77)	0:23.70 [2] (0:11.69)	0:12.01 [1] (0:12.01)
Average Speed [km/h]	47.1	66.3	63.2	60.2	61.2	61.6	59.9
Top Speed [km/h]	65.8	67.4	64.7	61.3	62.6	62.5	60.8
Avg. Dist. to Rail [m]	4.0	1.4	0.5	0.8	0.7	0.5	0.5
Avg. Stride Freq. [Hz]	2.4	2.5	2.4	2.4	2.4	2.4	2.4
Avg. Stride Length [m]	5.4	7.2	7.3	7.1	7.1	7.2	7.0



- [] Ranking at each section and finish
- .-.- No data available at this section
- NA No data available



Horse/Jockey Name	Moet At Midnight
Final Rank	3
Fastest Section Time (Section)	0:10.99 (1200m)
Top Speed [km/h] (Section)	66.9 (Overall)
Race State	Finished



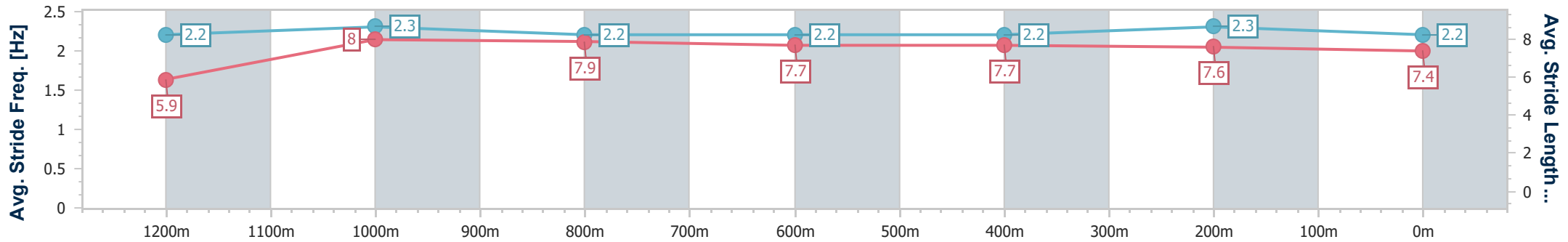
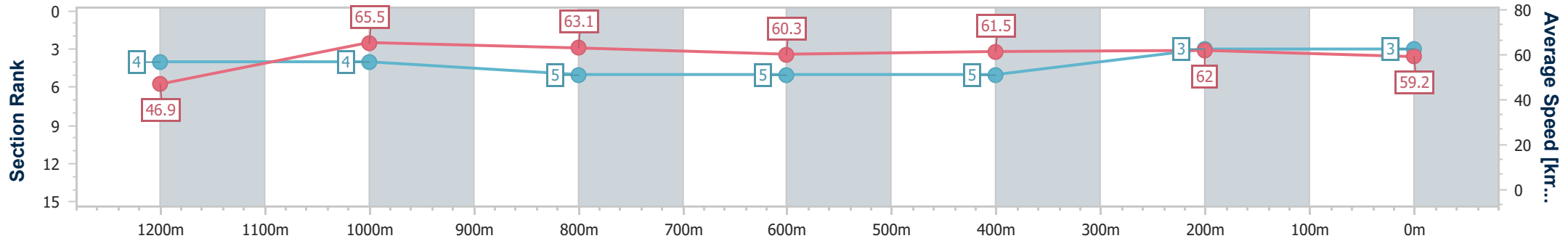
Ipswich QLD Professional
Race 4: LIVING TURF QTIS Three-Year-Old Maiden Plate - 1350m



23 August 2024 - 13:28

Track Rating: Good 4, Weather: Fine, Rail Position: +8m Entire

Section	Overall	1200m	1000m	800m	600m	400m	200m
Section Times	1:21.48 [3] (0:11.52)	1:09.96 [4] (0:10.99)	0:58.97 [4] (0:11.44)	0:47.53 [5] (0:11.94)	0:35.59 [5] (0:11.78)	0:23.81 [5] (0:11.63)	0:12.18 [3] (0:12.18)
Average Speed [km/h]	46.9	65.5	63.1	60.3	61.5	62.0	59.2
Top Speed [km/h]	66.9	66.9	65.4	61.5	63.1	63.7	61.9
Avg. Dist. to Rail [m]	3.6	1.2	0.9	0.5	0.7	1.7	1.8
Avg. Stride Freq. [Hz]	2.2	2.3	2.2	2.2	2.2	2.3	2.2
Avg. Stride Length [m]	5.9	8.0	7.9	7.7	7.7	7.6	7.4



- [] Ranking at each section and finish
- .-.- No data available at this section
- NA No data available



Horse/Jockey Name	Proclaimer
Final Rank	4
Fastest Section Time (Section)	0:10.95 (1200m)
Top Speed [km/h] (Section)	67.0 (1200m)
Race State	Finished



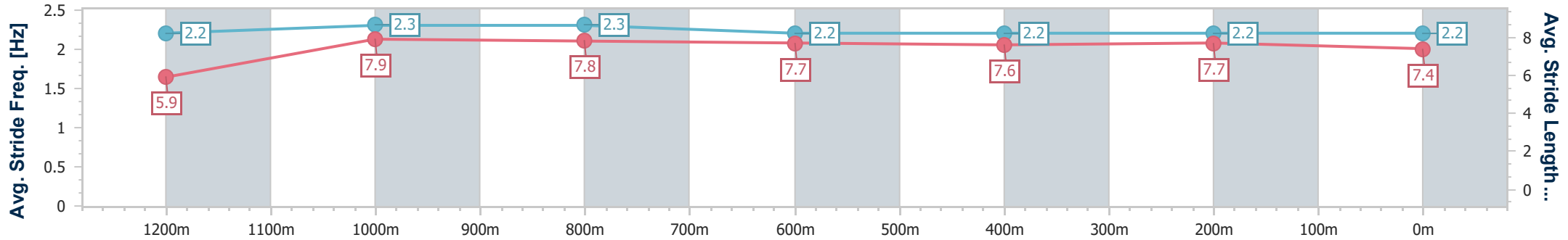
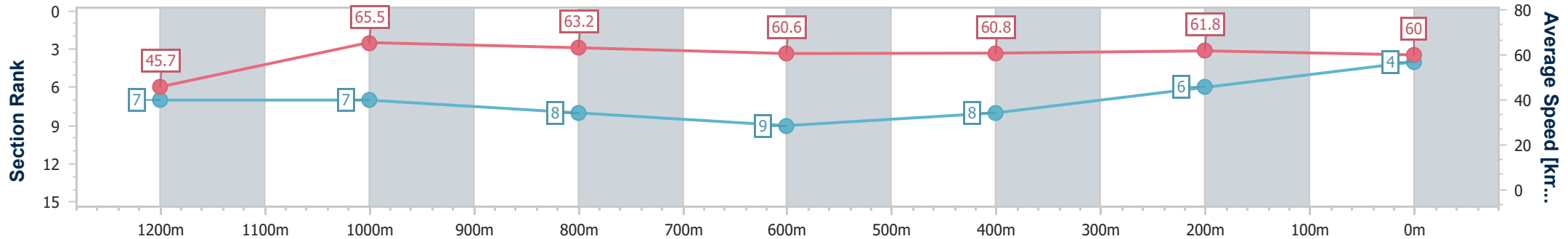
Ipswich QLD Professional
Race 4: LIVING TURF QTIS Three-Year-Old Maiden Plate - 1350m



23 August 2024 - 13:28

Track Rating: Good 4, Weather: Fine, Rail Position: +8m Entire

Section	Overall	1200m	1000m	800m	600m	400m	200m
Section Times	1:21.54 [4] (0:11.85)	1:09.69 [7] (0:10.95)	0:58.74 [7] (0:11.39)	0:47.35 [8] (0:11.89)	0:35.46 [9] (0:11.81)	0:23.65 [8] (0:11.64)	0:12.01 [6] (0:12.01)
Average Speed [km/h]	45.7	65.5	63.2	60.6	60.8	61.8	60.0
Top Speed [km/h]	66.1	67.0	65.7	61.8	61.7	62.4	61.9
Avg. Dist. to Rail [m]	1.6	0.4	0.2	0.2	0.3	0.8	1.0
Avg. Stride Freq. [Hz]	2.2	2.3	2.3	2.2	2.2	2.2	2.2
Avg. Stride Length [m]	5.9	7.9	7.8	7.7	7.6	7.7	7.4



- [] Ranking at each section and finish
- .-.- No data available at this section
- NA No data available



Horse/Jockey Name	Vanguard Legend
Final Rank	5
Fastest Section Time (Section)	0:10.87 (1200m)
Top Speed [km/h] (Section)	67.8 (1200m)
Race State	Finished



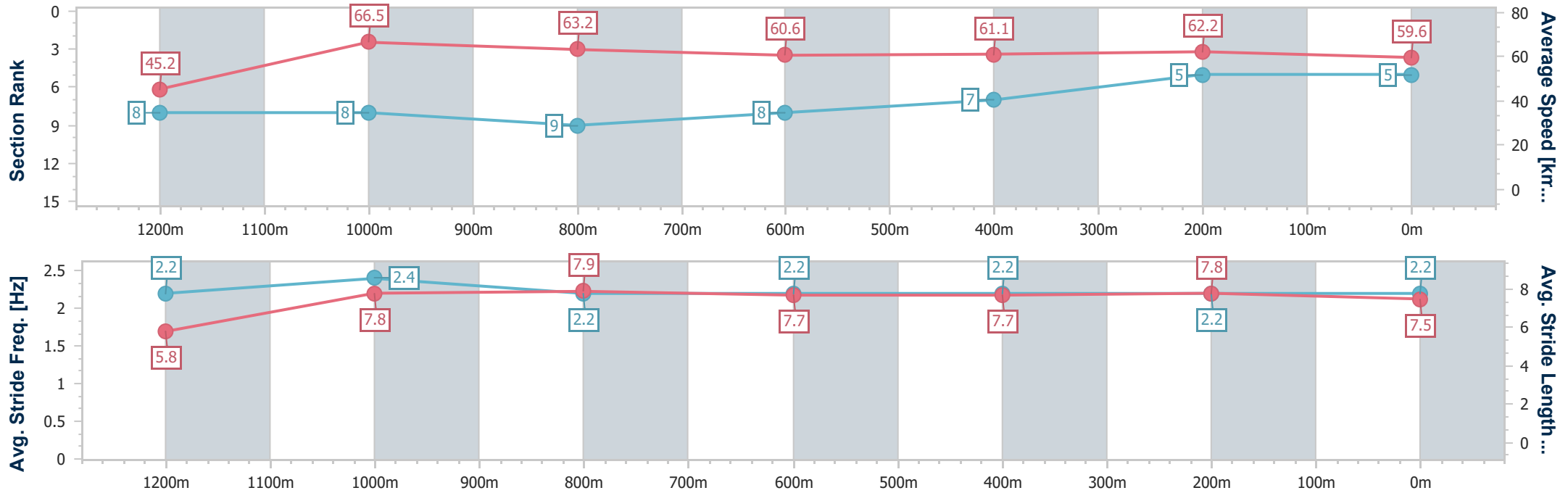
Ipswich QLD Professional
Race 4: LIVING TURF QTIS Three-Year-Old Maiden Plate - 1350m



23 August 2024 - 13:28

Track Rating: Good 4, Weather: Fine, Rail Position: +8m Entire

Section	Overall	1200m	1000m	800m	600m	400m	200m
Section Times	1:21.60 [5] (0:11.93)	1:09.67 [8] (0:10.87)	0:58.80 [8] (0:11.41)	0:47.39 [9] (0:11.86)	0:35.53 [8] (0:11.80)	0:23.73 [7] (0:11.64)	0:12.09 [5] (0:12.09)
Average Speed [km/h]	45.2	66.5	63.2	60.6	61.1	62.2	59.6
Top Speed [km/h]	65.9	67.8	65.5	61.7	62.9	62.9	61.1
Avg. Dist. to Rail [m]	2.5	1.1	0.9	0.2	0.3	1.5	3.7
Avg. Stride Freq. [Hz]	2.2	2.4	2.2	2.2	2.2	2.2	2.2
Avg. Stride Length [m]	5.8	7.8	7.9	7.7	7.7	7.8	7.5



- [] Ranking at each section and finish
- .-.- No data available at this section
- NA No data available



Horse/Jockey Name	Laridae
Final Rank	6
Fastest Section Time (Section)	0:10.95 (1200m)
Top Speed [km/h] (Section)	67.6 (1200m)
Race State	Finished



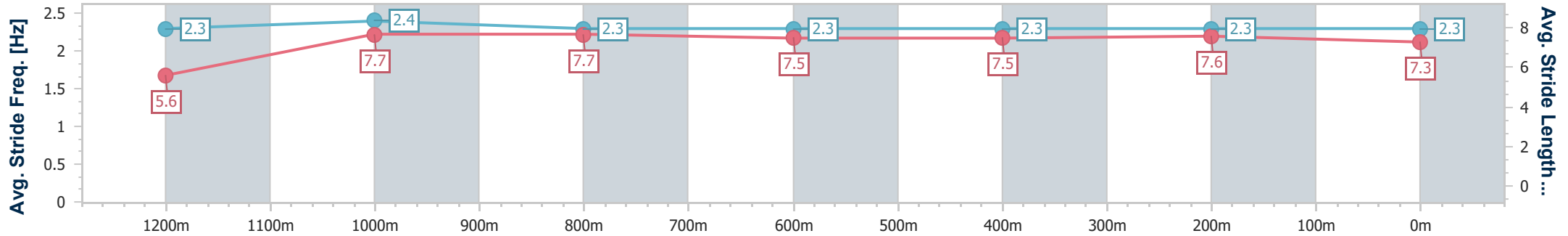
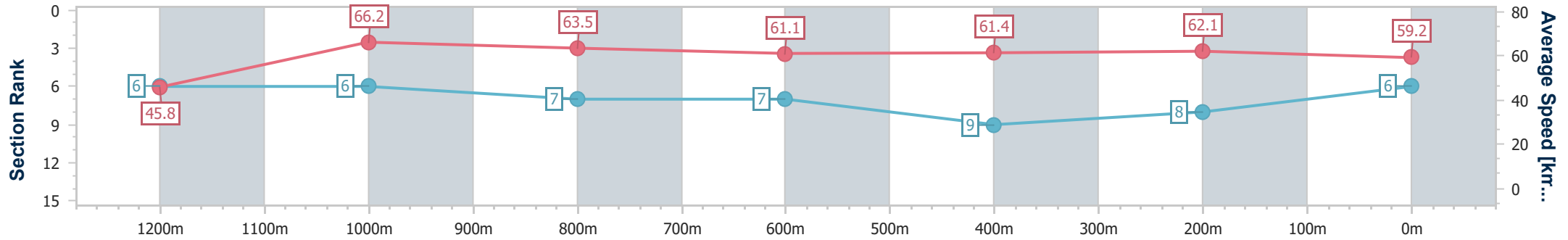
Ipswich QLD Professional
Race 4: LIVING TURF QTIS Three-Year-Old Maiden Plate - 1350m



23 August 2024 - 13:28

Track Rating: Good 4, Weather: Fine, Rail Position: +8m Entire

Section	Overall	1200m	1000m	800m	600m	400m	200m
Section Times	1:21.77 [6] (0:11.78)	1:09.99 [6] (0:10.95)	0:59.04 [6] (0:11.42)	0:47.62 [7] (0:11.84)	0:35.78 [7] (0:11.93)	0:23.85 [9] (0:11.72)	0:12.13 [8] (0:12.13)
Average Speed [km/h]	45.8	66.2	63.5	61.1	61.4	62.1	59.2
Top Speed [km/h]	65.1	67.6	64.6	63.0	62.5	63.5	61.3
Avg. Dist. to Rail [m]	4.4	2.5	2.6	2.2	3.4	3.8	5.2
Avg. Stride Freq. [Hz]	2.3	2.4	2.3	2.3	2.3	2.3	2.3
Avg. Stride Length [m]	5.6	7.7	7.7	7.5	7.5	7.6	7.3



- [] Ranking at each section and finish
- .-.- No data available at this section
- NA No data available



Horse/Jockey Name	Captain Good Vibes
Final Rank	7
Fastest Section Time (Section)	0:10.98 (1200m)
Top Speed [km/h] (Section)	66.3 (1200m)
Race State	Finished



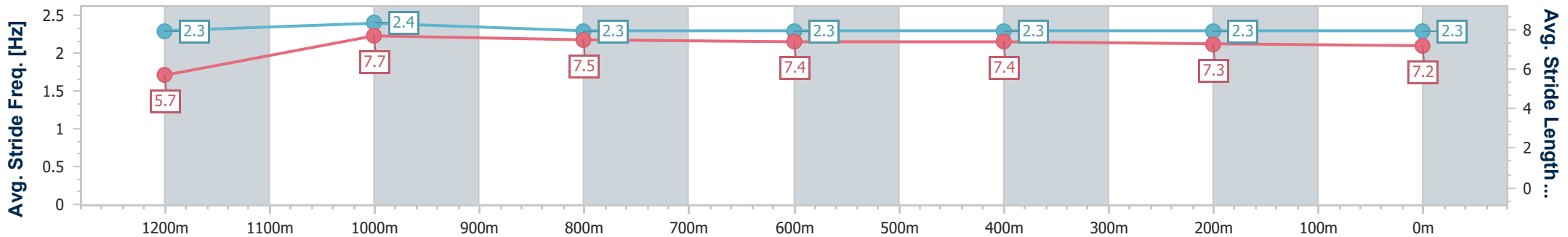
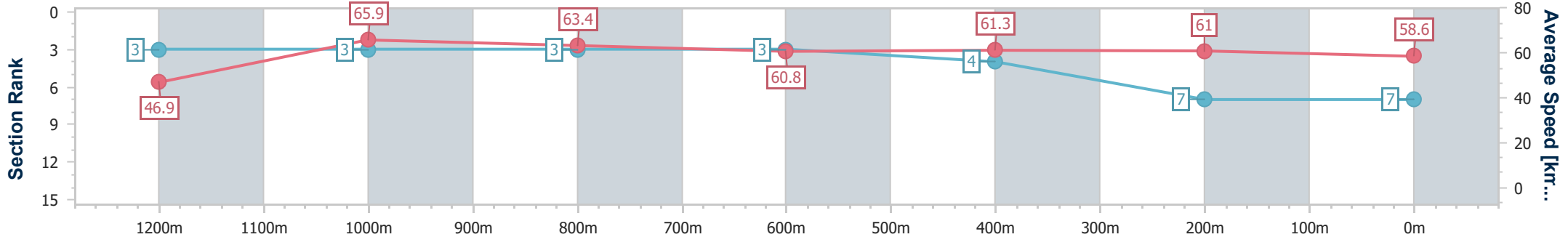
Ipswich QLD Professional
Race 4: LIVING TURF QTIS Three-Year-Old Maiden Plate - 1350m



23 August 2024 - 13:28

Track Rating: Good 4, Weather: Fine, Rail Position: +8m Entire

Section	Overall	1200m	1000m	800m	600m	400m	200m
Section Times	1:21.83 [7] (0:11.49)	1:10.34 [3] (0:10.98)	0:59.36 [3] (0:11.41)	0:47.95 [3] (0:11.92)	0:36.03 [3] (0:11.85)	0:24.18 [4] (0:11.93)	0:12.25 [7] (0:12.25)
Average Speed [km/h]	46.9	65.9	63.4	60.8	61.3	61.0	58.6
Top Speed [km/h]	65.9	66.3	64.9	61.7	62.3	62.1	60.3
Avg. Dist. to Rail [m]	5.3	2.5	2.2	1.6	2.0	2.6	4.3
Avg. Stride Freq. [Hz]	2.3	2.4	2.3	2.3	2.3	2.3	2.3
Avg. Stride Length [m]	5.7	7.7	7.5	7.4	7.4	7.3	7.2



- [] Ranking at each section and finish
- .-.- No data available at this section
- NA No data available



Horse/Jockey Name	Pride Of Savabella
Final Rank	8
Fastest Section Time (Section)	0:10.79 (1200m)
Top Speed [km/h] (Section)	68.2 (1200m)
Race State	Finished



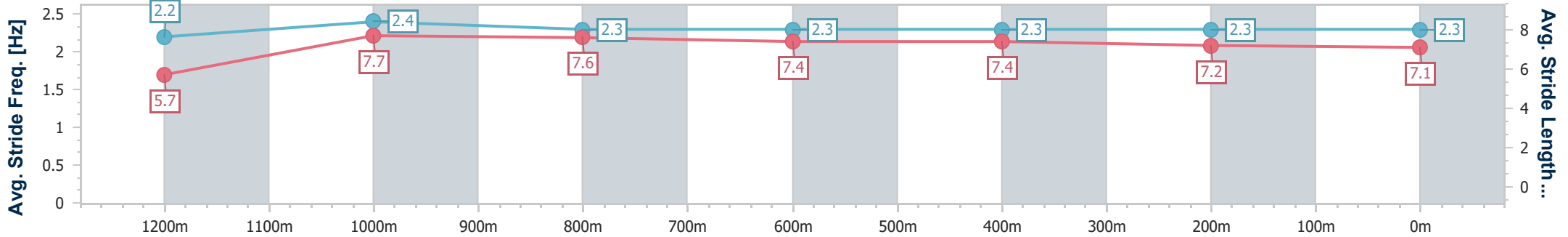
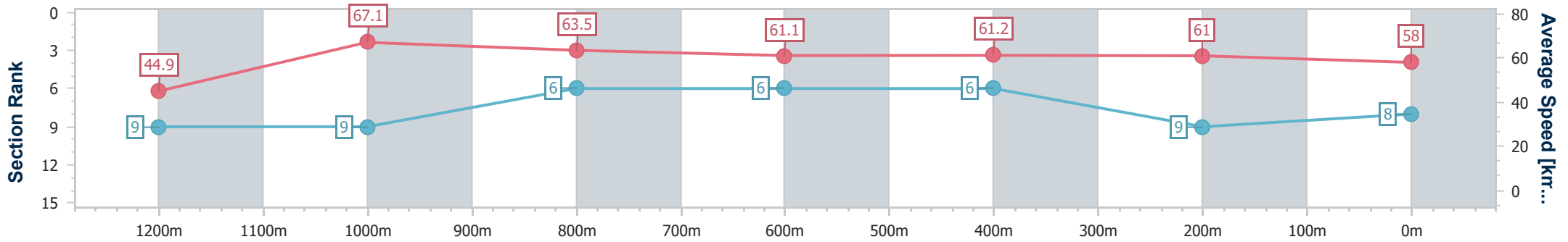
Ipswich QLD Professional
Race 4: LIVING TURF QTIS Three-Year-Old Maiden Plate - 1350m



23 August 2024 - 13:28

Track Rating: Good 4, Weather: Fine, Rail Position: +8m Entire

Section	Overall	1200m	1000m	800m	600m	400m	200m
Section Times	1:22.08 [8] (0:12.02)	1:10.06 [9] (0:10.79)	0:59.27 [9] (0:11.32)	0:47.95 [6] (0:11.82)	0:36.13 [6] (0:11.79)	0:24.34 [6] (0:11.93)	0:12.41 [9] (0:12.41)
Average Speed [km/h]	44.9	67.1	63.5	61.1	61.2	61.0	58.0
Top Speed [km/h]	66.4	68.2	65.8	62.1	62.0	61.5	60.7
Avg. Dist. to Rail [m]	3.6	1.8	1.3	0.3	1.0	2.9	5.2
Avg. Stride Freq. [Hz]	2.2	2.4	2.3	2.3	2.3	2.3	2.3
Avg. Stride Length [m]	5.7	7.7	7.6	7.4	7.4	7.2	7.1



- [] Ranking at each section and finish
- .-.- No data available at this section
- NA No data available



Horse/Jockey Name	Silver Tap
Final Rank	9
Fastest Section Time (Section)	0:10.80 (1200m)
Top Speed [km/h] (Section)	68.1 (1200m)
Race State	Finished



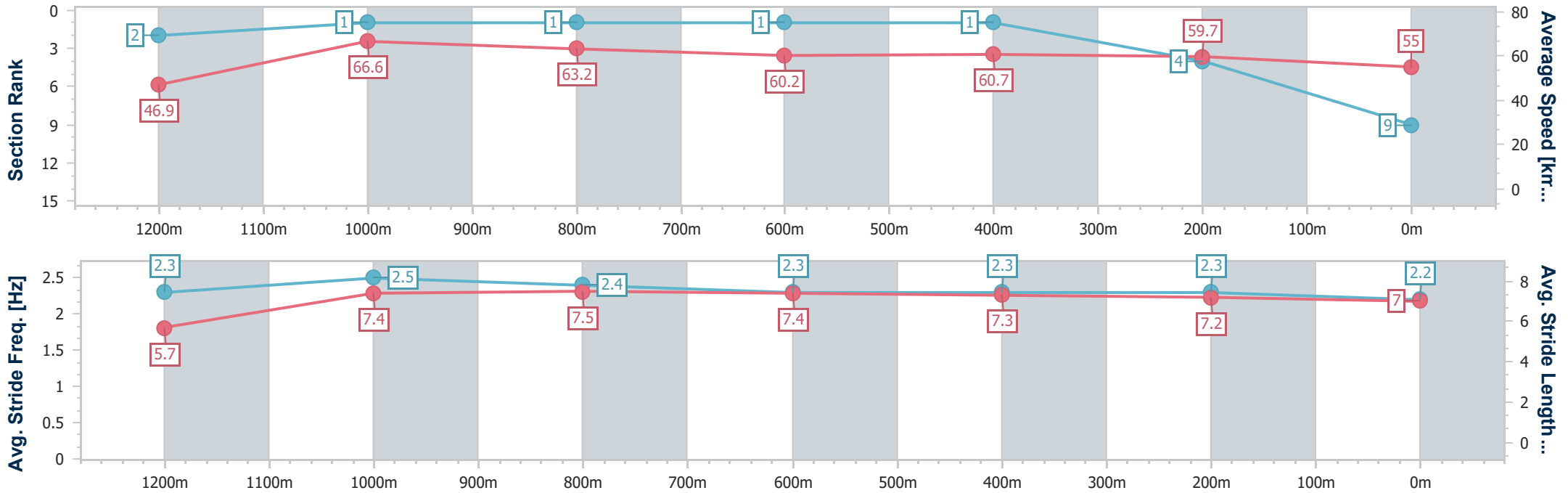
Ipswich QLD Professional
Race 4: LIVING TURF QTIS Three-Year-Old Maiden Plate - 1350m



23 August 2024 - 13:28

Track Rating: Good 4, Weather: Fine, Rail Position: +8m Entire

Section	Overall	1200m	1000m	800m	600m	400m	200m
Section Times	1:22.51 [9] (0:11.48)	1:11.03 [2] (0:10.80)	1:00.23 [1] (0:11.42)	0:48.81 [1] (0:11.91)	0:36.90 [1] (0:11.83)	0:25.07 [1] (0:11.97)	0:13.10 [4] (0:13.10)
Average Speed [km/h]	46.9	66.6	63.2	60.2	60.7	59.7	55.0
Top Speed [km/h]	67.8	68.1	64.9	61.5	61.5	61.3	58.6
Avg. Dist. to Rail [m]	1.2	0.5	0.3	0.8	0.9	1.5	0.5
Avg. Stride Freq. [Hz]	2.3	2.5	2.4	2.3	2.3	2.3	2.2
Avg. Stride Length [m]	5.7	7.4	7.5	7.4	7.3	7.2	7.0



- [] Ranking at each section and finish
- .-.- No data available at this section
- NA No data available



Ipswich QLD Professional

Race 5: ROSE JENSEN KENT LAWYERS BENCHMARK 62 Handicap - 1700m

23 August 2024 - 14:04



Track Rating: Good 4, Weather: Fine, Rail Position: +8m Entire

Section														
Field Times	Overall	1600m	1400m	1200m	1000m	800m	600m	Last 600m						
	1:43.52 (0:08.76)	1:34.76 (0:11.04)	1:23.72 (0:11.34)	1:12.38 (0:11.97)	1:00.41 (0:12.21)	0:48.20 (0:12.13)	0:36.07 (0:11.67)	0:36.07						
Rank	TAB	Horse/Jockey	Barrier	Top Speed [km/h]	Fastest Section	Overall	1600m	1400m	1200m	1000m	800m	600m	Last 600m	Distance Travelled [m]
1	9	CHANCE WITH WOLVES Tahlia Fenlon	1	65.4 1600m	0:08.99 Overall	1:43.52 [1] (0:08.99)	1:34.53 [5] (0:11.25)	1:23.28 [4] (0:11.37)	1:11.91 [4] (0:12.00)	0:59.91 [4] (0:12.17)	0:47.74 [4] (0:12.12)	0:35.62 [6] (0:11.76)	0:35.62	
2	3	DIANA'S AFFAIR James Orman	3	66.4 1600m	0:08.98 Overall	1:43.62 [2] (0:08.98)	1:34.64 [4] (0:11.28)	1:23.36 [5] (0:11.50)	1:11.86 [5] (0:12.11)	0:59.75 [6] (0:12.09)	0:47.66 [6] (0:11.80)	0:35.86 [5] (0:11.46)	0:35.86	+3
3	7	EXPLICABLE Ryan Maloney	4	65.6 1600m	0:08.76 Overall	1:43.81 [3] (0:08.76)	1:35.05 [1] (0:11.20)	1:23.85 [3] (0:11.50)	1:12.35 [3] (0:12.02)	1:00.33 [3] (0:12.15)	0:48.18 [3] (0:12.01)	0:36.17 [4] (0:11.62)	0:36.17	-3
4	8	TOOLATEMATE Bailey Wheeler	7	64.9 800m	0:09.02 Overall	1:43.95 [4] (0:09.02)	1:34.93 [6] (0:11.46)	1:23.47 [6] (0:11.49)	1:11.98 [7] (0:12.15)	0:59.83 [7] (0:11.98)	0:47.85 [7] (0:11.42)	0:36.43 [2] (0:11.60)	0:36.43	+2
5	1	GRINZINGER KNIGHT Melea Castle	2	66.6 1600m	0:08.79 Overall	1:43.96 [5] (0:08.79)	1:35.17 [2] (0:11.01)	1:24.16 [1] (0:11.34)	1:12.82 [1] (0:11.97)	1:00.85 [1] (0:12.21)	0:48.64 [1] (0:12.13)	0:36.51 [1] (0:11.73)	0:36.51	-4
6	10	THE LOVE ROCKET Taylor Marshall	9	65.1 1400m	0:09.41 Overall	1:44.42 [6] (0:09.41)	1:35.01 [8] (0:11.53)	1:23.48 [8] (0:11.28)	1:12.20 [8] (0:12.21)	0:59.99 [9] (0:11.88)	0:48.11 [9] (0:11.74)	0:36.37 [8] (0:11.80)	0:36.37	+1
7	5	BOLD CONTENDER Nikita Beriman	6	65.2 1400m	0:09.31 Overall	1:44.65 [7] (0:09.31)	1:35.34 [7] (0:11.33)	1:24.01 [7] (0:11.26)	1:12.75 [6] (0:11.95)	1:00.80 [5] (0:12.10)	0:48.70 [5] (0:12.08)	0:36.62 [7] (0:11.85)	0:36.62	-4
8	2	SIR BOO Danny Peisley	11	65.3 1400m	0:09.70 Overall	1:44.66 [8] (0:09.70)	1:34.96 [9] (0:11.34)	1:23.62 [9] (0:11.19)	1:12.43 [9] (0:11.99)	1:00.44 [8] (0:11.95)	0:48.49 [8] (0:12.03)	0:36.46 [9] (0:11.80)	0:36.46	-3
9	6	ROCKIN' ARTIE Michael Cahill	5	66.5 1600m	0:08.92 Overall	1:44.74 [9] (0:08.92)	1:35.82 [3] (0:11.01)	1:24.81 [2] (0:11.38)	1:13.43 [2] (0:11.95)	1:01.48 [2] (0:12.16)	0:49.32 [2] (0:12.15)	0:37.17 [3] (0:11.96)	0:37.17	-1

Scratched: Avoid The Missres (#11), Four O'clock Knock (#4)



Ipswich QLD Professional
Race 5: ROSE JENSEN KENT LAWYERS BENCHMARK 62 Handicap - 1700m
 23 August 2024 - 14:04



Track Rating: Good 4, Weather: Fine, Rail Position: +8m Entire

Section				400m	200m			Last 600m		
Field Times				0:24.40 (0:11.95)	0:12.45 (0:12.45)			0:36.07		
Rank	TAB	Horse/Jockey	Barrier	Top Speed [km/h]	Fastest Section	Margin				Distance Travelled [m]
1	9	CHANCE WITH WOLVES Tahlia Fenlon	1	65.4 1600m	0:08.99 Overall	0:23.86 [6] (0:11.66)	0:12.20 [5] (0:12.20)	1:43.52	0:35.62	
2	3	DIANA'S AFFAIR James Orman	3	66.4 1600m	0:08.98 Overall	0:24.40 [3] (0:11.85)	0:12.55 [1] (0:12.55)	0.58L	0:35.86	+3
3	7	EXPLICABLE Ryan Maloney	4	65.6 1600m	0:08.76 Overall	0:24.55 [4] (0:11.91)	0:12.64 [2] (0:12.64)	1.72L	0:36.17	-3
4	8	TOOLATEMATE Bailey Wheeler	7	64.9 800m	0:09.02 Overall	0:24.83 [1] (0:12.11)	0:12.72 [3] (0:12.72)	2.55L	0:36.43	+2
5	1	GRINZINGER KNIGHT Melea Castle	2	66.6 1600m	0:08.79 Overall	0:24.78 [2] (0:12.06)	0:12.72 [4] (0:12.72)	2.57L	0:36.51	-4
6	10	THE LOVE ROCKET Taylor Marshall	9	65.1 1400m	0:09.41 Overall	0:24.57 [7] (0:12.00)	0:12.57 [7] (0:12.57)	5.33L	0:36.37	+1
7	5	BOLD CONTENDER Nikita Beriman	6	65.2 1400m	0:09.31 Overall	0:24.77 [8] (0:12.10)	0:12.67 [8] (0:12.67)	6.66L	0:36.62	-4
8	2	SIR BOO Danny Peisley	11	65.3 1400m	0:09.70 Overall	0:24.66 [9] (0:12.08)	0:12.58 [9] (0:12.58)	6.7L	0:36.46	-3
9	6	ROCKIN' ARTIE Michael Cahill	5	66.5 1600m	0:08.92 Overall	0:25.21 [5] (0:12.31)	0:12.90 [6] (0:12.90)	7.21L	0:37.17	-1

Scratched: Avoid The Missres (#11), Four O'clock Knock (#4)

[] Ranking at each section and finish
 -:-:- No data available at this section
 NA No data available

SCN Saddle cloth number
 DNF Did not finish
 DNT Did not track



Horse/Jockey Name	Chance With Wolves
Final Rank	1
Fastest Section Time (Section)	0:08.99 (Overall)
Top Speed [km/h] (Section)	65.4 (1600m)
Race State	Finished

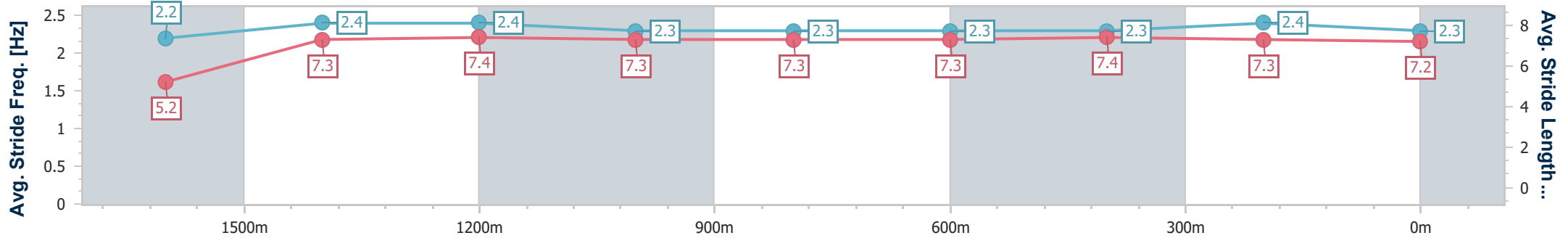
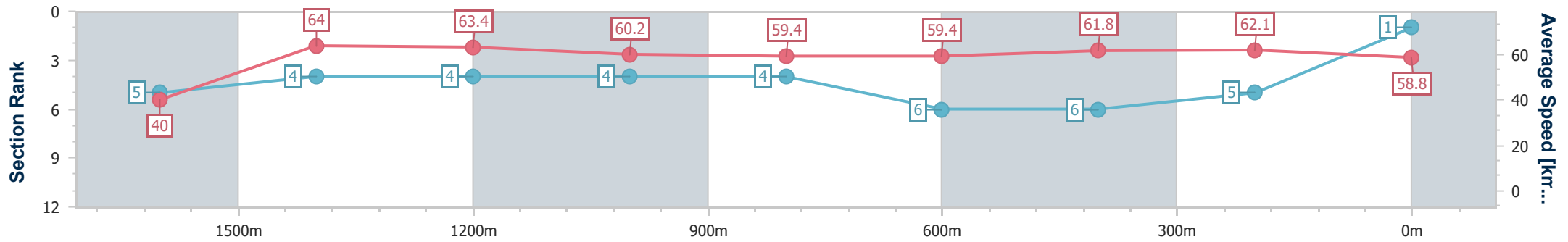


Ipswich QLD Professional
 Race 5: ROSE JENSEN KENT LAWYERS BENCHMARK 62
 Handicap - 1700m
 23 August 2024 - 14:04



Track Rating: Good 4, Weather: Fine, Rail Position: +8m Entire

Section	Overall	1600m	1400m	1200m	1000m	800m	600m	400m	200m
Section Times	1:43.52 [1] (0:08.99)	1:34.53 [5] (0:11.25)	1:23.28 [4] (0:11.37)	1:11.91 [4] (0:12.00)	0:59.91 [4] (0:12.17)	0:47.74 [4] (0:12.12)	0:35.62 [6] (0:11.76)	0:23.86 [6] (0:11.66)	0:12.20 [5] (0:12.20)
Average Speed [km/h]	40.0	64.0	63.4	60.2	59.4	59.4	61.8	62.1	58.8
Top Speed [km/h]	60.5	65.4	65.2	60.7	60.4	60.5	62.5	63.0	61.0
Avg. Dist. to Rail [m]	1.6	0.4	0.7	0.5	0.8	0.4	1.3	2.3	3.5
Avg. Stride Freq. [Hz]	2.2	2.4	2.4	2.3	2.3	2.3	2.3	2.4	2.3
Avg. Stride Length [m]	5.2	7.3	7.4	7.3	7.3	7.3	7.4	7.3	7.2



- [] Ranking at each section and finish
- .-.- No data available at this section
- NA No data available



Horse/Jockey Name	Diana's Affair
Final Rank	2
Fastest Section Time (Section)	0:08.98 (Overall)
Top Speed [km/h] (Section)	66.4 (1600m)
Race State	Finished

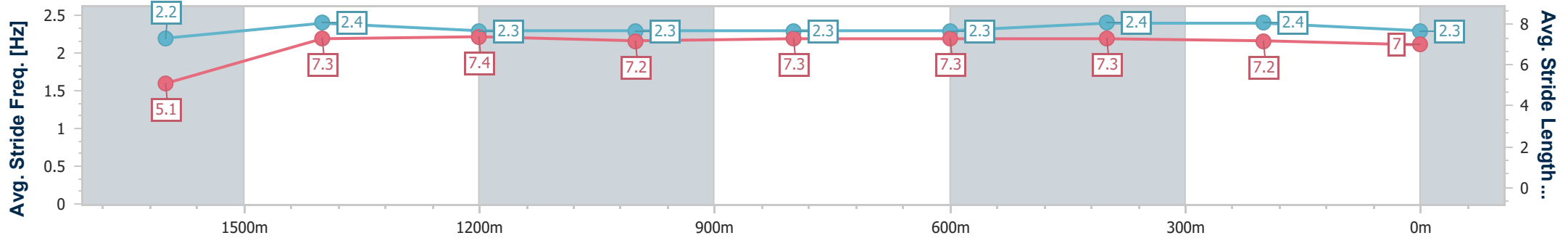
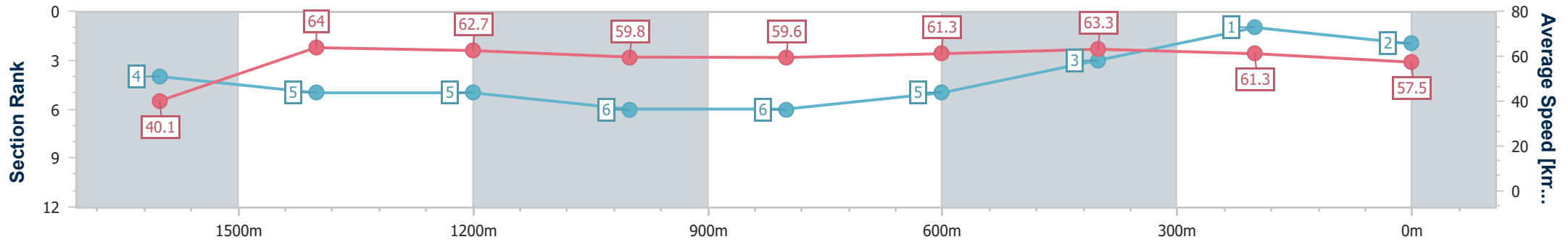


Ipswich QLD Professional
 Race 5: ROSE JENSEN KENT LAWYERS BENCHMARK 62
 Handicap - 1700m
 23 August 2024 - 14:04



Track Rating: Good 4, Weather: Fine, Rail Position: +8m Entire

Section	Overall	1600m	1400m	1200m	1000m	800m	600m	400m	200m
Section Times	1:43.62 [2] (0:08.98)	1:34.64 [4] (0:11.28)	1:23.36 [5] (0:11.50)	1:11.86 [5] (0:12.11)	0:59.75 [6] (0:12.09)	0:47.66 [6] (0:11.80)	0:35.86 [5] (0:11.46)	0:24.40 [3] (0:11.85)	0:12.55 [1] (0:12.55)
Average Speed [km/h]	40.1	64.0	62.7	59.8	59.6	61.3	63.3	61.3	57.5
Top Speed [km/h]	61.8	66.4	64.4	61.1	61.1	62.4	64.7	63.4	59.2
Avg. Dist. to Rail [m]	3.0	0.5	1.1	1.2	0.9	1.1	2.0	3.2	2.9
Avg. Stride Freq. [Hz]	2.2	2.4	2.3	2.3	2.3	2.3	2.4	2.4	2.3
Avg. Stride Length [m]	5.1	7.3	7.4	7.2	7.3	7.3	7.3	7.2	7.0



- [] Ranking at each section and finish
- .-.- No data available at this section
- NA No data available



Horse/Jockey Name	Explicable
Final Rank	3
Fastest Section Time (Section)	0:08.76 (Overall)
Top Speed [km/h] (Section)	65.6 (1600m)
Race State	Finished

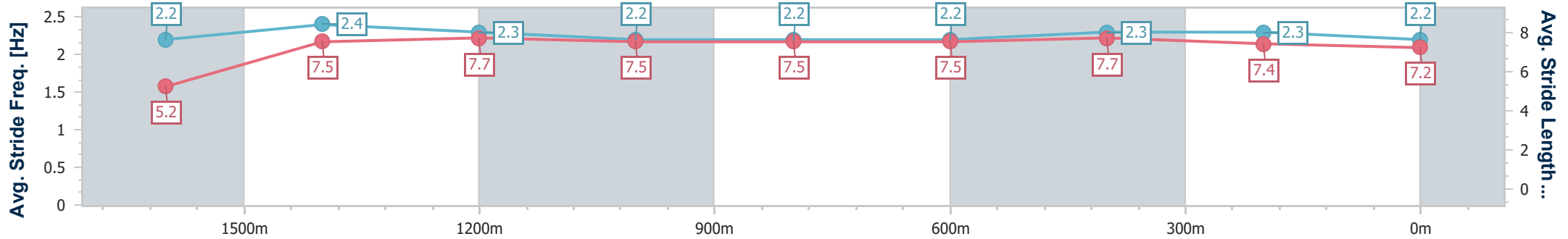
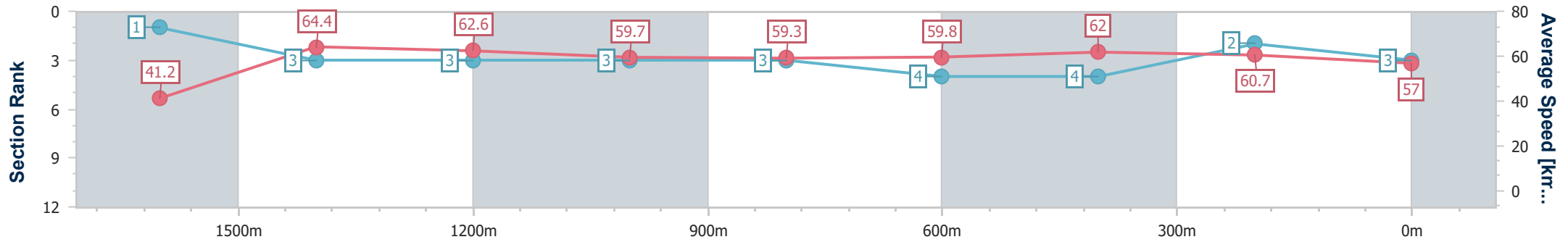


Ipswich QLD Professional
 Race 5: ROSE JENSEN KENT LAWYERS BENCHMARK 62
 Handicap - 1700m
 23 August 2024 - 14:04



Track Rating: Good 4, Weather: Fine, Rail Position: +8m Entire

Section	Overall	1600m	1400m	1200m	1000m	800m	600m	400m	200m
Section Times	1:43.81 [3] (0:08.76)	1:35.05 [1] (0:11.20)	1:23.85 [3] (0:11.50)	1:12.35 [3] (0:12.02)	1:00.33 [3] (0:12.15)	0:48.18 [3] (0:12.01)	0:36.17 [4] (0:11.62)	0:24.55 [4] (0:11.91)	0:12.64 [2] (0:12.64)
Average Speed [km/h]	41.2	64.4	62.6	59.7	59.3	59.8	62.0	60.7	57.0
Top Speed [km/h]	61.5	65.6	63.9	60.6	60.2	61.8	62.7	62.5	59.5
Avg. Dist. to Rail [m]	4.1	1.3	0.2	0.2	0.2	0.5	0.4	1.8	2.0
Avg. Stride Freq. [Hz]	2.2	2.4	2.3	2.2	2.2	2.2	2.3	2.3	2.2
Avg. Stride Length [m]	5.2	7.5	7.7	7.5	7.5	7.5	7.7	7.4	7.2



- [] Ranking at each section and finish
- .-.- No data available at this section
- NA No data available



Horse/Jockey Name	Toolatamate
Final Rank	4
Fastest Section Time (Section)	0:09.02 (Overall)
Top Speed [km/h] (Section)	64.9 (800m)
Race State	Finished

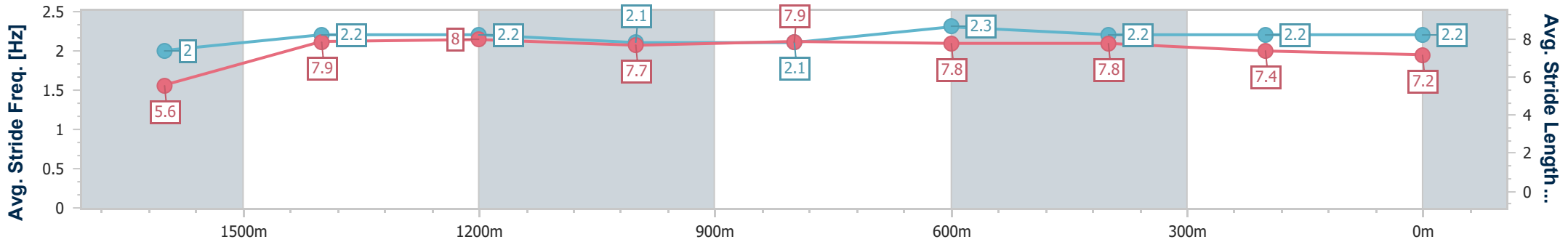
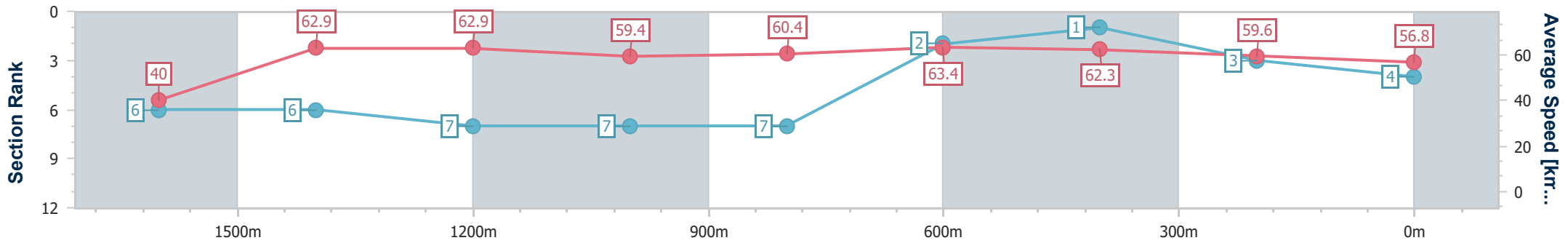


Ipswich QLD Professional
 Race 5: ROSE JENSEN KENT LAWYERS BENCHMARK 62
 Handicap - 1700m
 23 August 2024 - 14:04



Track Rating: Good 4, Weather: Fine, Rail Position: +8m Entire

Section	Overall	1600m	1400m	1200m	1000m	800m	600m	400m	200m
Section Times	1:43.95 [4] (0:09.02)	1:34.93 [6] (0:11.46)	1:23.47 [6] (0:11.49)	1:11.98 [7] (0:12.15)	0:59.83 [7] (0:11.98)	0:47.85 [7] (0:11.42)	0:36.43 [2] (0:11.60)	0:24.83 [1] (0:12.11)	0:12.72 [3] (0:12.72)
Average Speed [km/h]	40.0	62.9	62.9	59.4	60.4	63.4	62.3	59.6	56.8
Top Speed [km/h]	60.0	64.7	64.5	60.4	60.8	64.9	64.6	60.7	58.8
Avg. Dist. to Rail [m]	6.4	1.6	1.0	0.9	1.1	2.0	1.4	0.8	0.4
Avg. Stride Freq. [Hz]	2.0	2.2	2.2	2.1	2.1	2.3	2.2	2.2	2.2
Avg. Stride Length [m]	5.6	7.9	8.0	7.7	7.9	7.8	7.8	7.4	7.2



- [] Ranking at each section and finish
- .-.- No data available at this section
- NA No data available



Horse/Jockey Name	Grinzing Knight
Final Rank	5
Fastest Section Time (Section)	0:08.79 (Overall)
Top Speed [km/h] (Section)	66.6 (1600m)
Race State	Finished

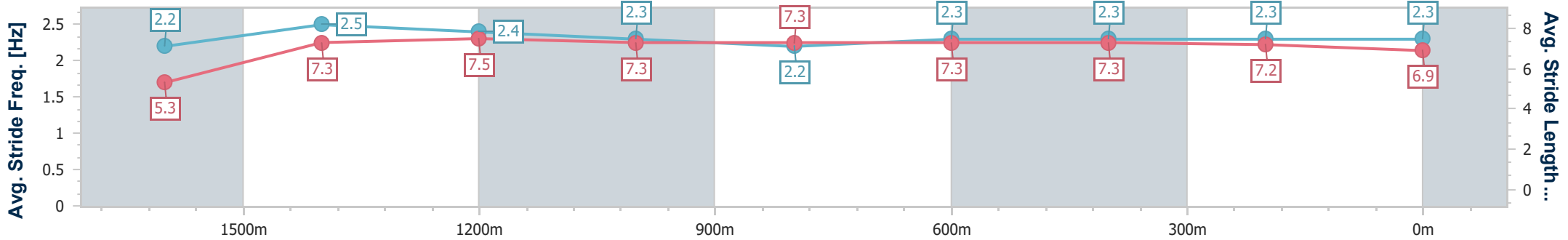
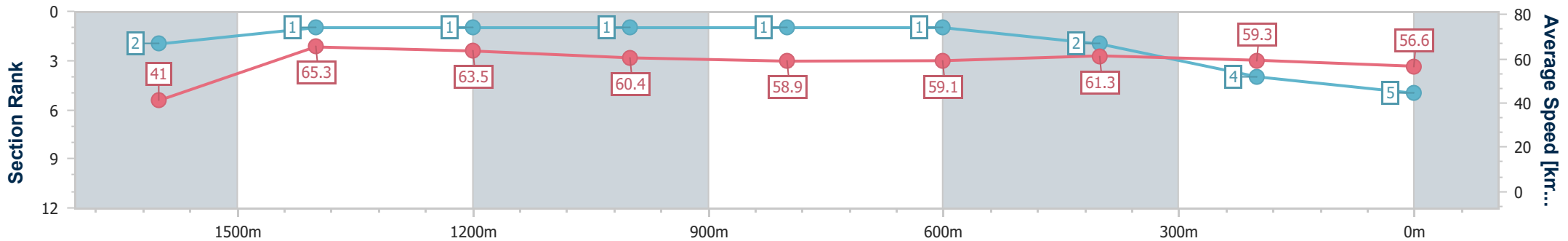


Ipswich QLD Professional
 Race 5: ROSE JENSEN KENT LAWYERS BENCHMARK 62
 Handicap - 1700m
 23 August 2024 - 14:04



Track Rating: Good 4, Weather: Fine, Rail Position: +8m Entire

Section	Overall	1600m	1400m	1200m	1000m	800m	600m	400m	200m			
Section Times	1:43.96 [5] (0:08.79)	1:35.17 [2] (0:11.01)	1:24.16 [1] (0:11.34)	1:12.82 [1] (0:11.97)	1:00.85 [1] (0:12.21)	0:48.64 [1] (0:12.13)	0:36.51 [1] (0:11.73)	0:24.78 [2] (0:12.06)	0:12.72 [4] (0:12.72)			
Average Speed [km/h]	41.0	65.3	63.5	60.4	58.9	59.1	61.3	59.3	56.6			
Top Speed [km/h]	63.2	66.6	65.9	61.0	59.9	60.7	62.0	60.5	58.3			
Avg. Dist. to Rail [m]	2.5	0.3	0.1	0.2	0.1	0.4	0.7	1.0	1.3			
Avg. Stride Freq. [Hz]	2.2	2.5	2.4	2.3	2.2	2.3	2.3	2.3	2.3			
Avg. Stride Length [m]	5.3	7.3	7.5	7.3	7.3	7.3	7.3	7.2	6.9			



- [] Ranking at each section and finish
- .-.- No data available at this section
- NA No data available



Horse/Jockey Name	The Love Rocket
Final Rank	6
Fastest Section Time (Section)	0:09.41 (Overall)
Top Speed [km/h] (Section)	65.1 (1400m)
Race State	Finished

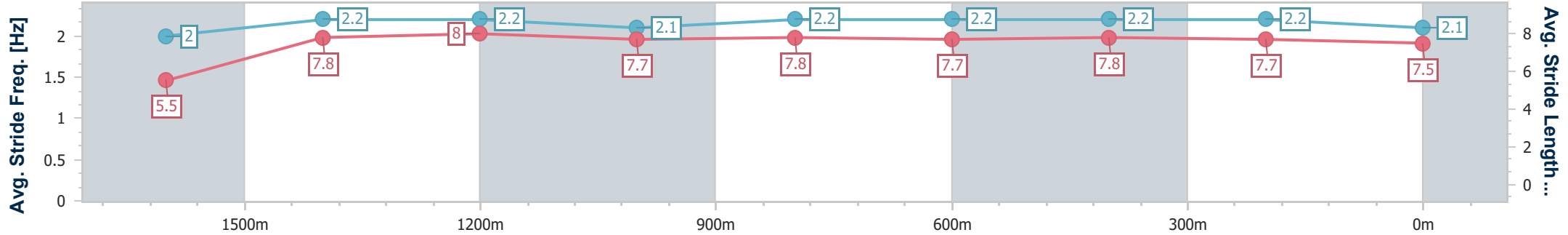
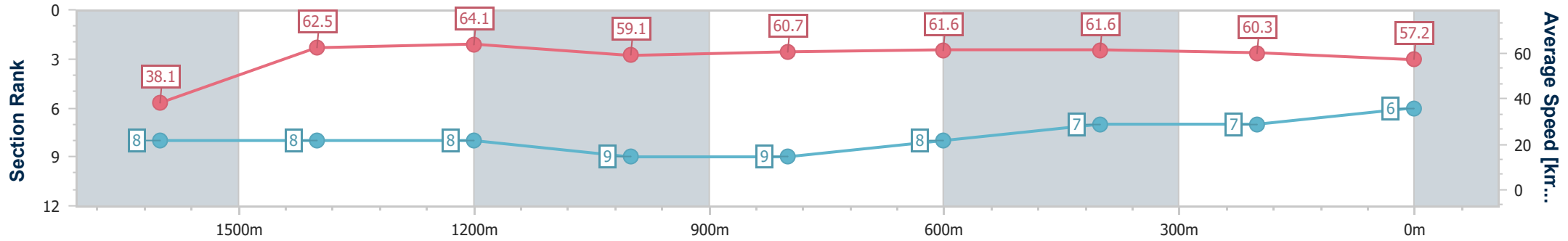


Ipswich QLD Professional
 Race 5: ROSE JENSEN KENT LAWYERS BENCHMARK 62
 Handicap - 1700m
 23 August 2024 - 14:04



Track Rating: Good 4, Weather: Fine, Rail Position: +8m Entire

Section	Overall	1600m	1400m	1200m	1000m	800m	600m	400m	200m
Section Times	1:44.42 [6] (0:09.41)	1:35.01 [8] (0:11.53)	1:23.48 [8] (0:11.28)	1:12.20 [8] (0:12.21)	0:59.99 [9] (0:11.88)	0:48.11 [9] (0:11.74)	0:36.37 [8] (0:11.80)	0:24.57 [7] (0:12.00)	0:12.57 [7] (0:12.57)
Average Speed [km/h]	38.1	62.5	64.1	59.1	60.7	61.6	61.6	60.3	57.2
Top Speed [km/h]	59.1	64.3	65.1	61.1	61.7	62.3	62.9	61.1	59.8
Avg. Dist. to Rail [m]	6.1	0.9	0.5	0.7	0.4	1.0	2.1	2.4	4.0
Avg. Stride Freq. [Hz]	2.0	2.2	2.2	2.1	2.2	2.2	2.2	2.2	2.1
Avg. Stride Length [m]	5.5	7.8	8.0	7.7	7.8	7.7	7.8	7.7	7.5



- [] Ranking at each section and finish
- .-.- No data available at this section
- NA No data available



Horse/Jockey Name	Bold Contender
Final Rank	7
Fastest Section Time (Section)	0:09.31 (Overall)
Top Speed [km/h] (Section)	65.2 (1400m)
Race State	Finished

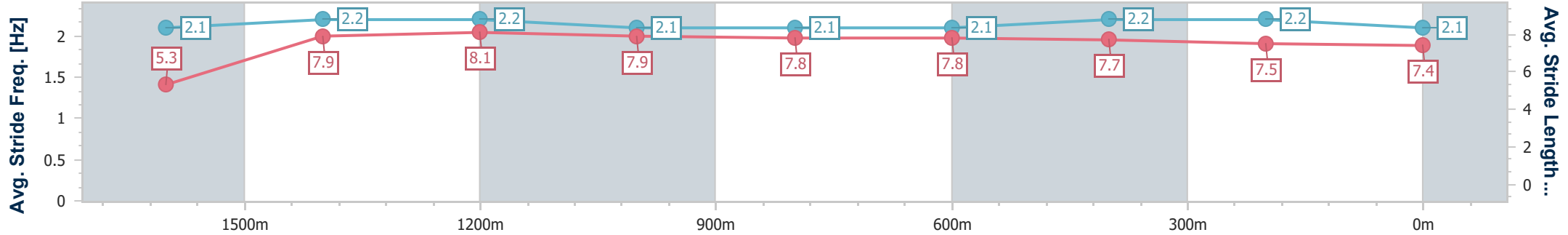
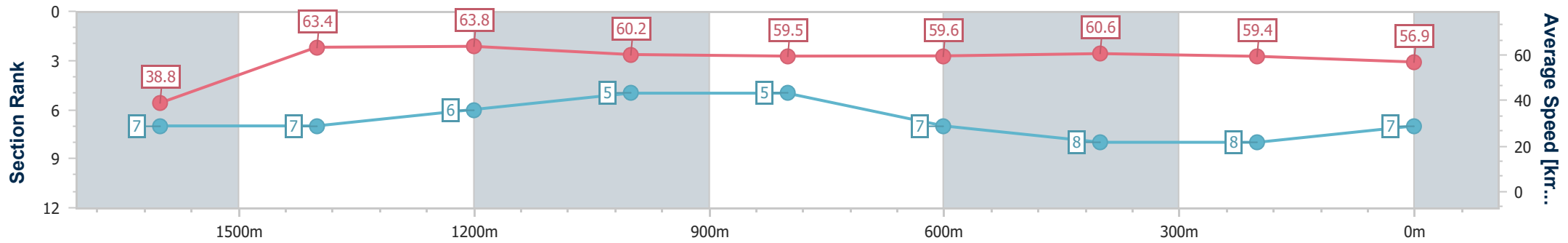


Ipswich QLD Professional
 Race 5: ROSE JENSEN KENT LAWYERS BENCHMARK 62
 Handicap - 1700m
 23 August 2024 - 14:04



Track Rating: Good 4, Weather: Fine, Rail Position: +8m Entire

Section	Overall	1600m	1400m	1200m	1000m	800m	600m	400m	200m
Section Times	1:44.65 [7] (0:09.31)	1:35.34 [7] (0:11.33)	1:24.01 [7] (0:11.26)	1:12.75 [6] (0:11.95)	1:00.80 [5] (0:12.10)	0:48.70 [5] (0:12.08)	0:36.62 [7] (0:11.85)	0:24.77 [8] (0:12.10)	0:12.67 [8] (0:12.67)
Average Speed [km/h]	38.8	63.4	63.8	60.2	59.5	59.6	60.6	59.4	56.9
Top Speed [km/h]	60.9	64.5	65.2	62.2	60.4	60.3	61.0	60.4	59.1
Avg. Dist. to Rail [m]	4.8	0.5	0.5	0.2	0.1	0.2	0.5	0.7	0.3
Avg. Stride Freq. [Hz]	2.1	2.2	2.2	2.1	2.1	2.1	2.2	2.2	2.1
Avg. Stride Length [m]	5.3	7.9	8.1	7.9	7.8	7.8	7.7	7.5	7.4



- [] Ranking at each section and finish
- .-.- No data available at this section
- NA No data available



Horse/Jockey Name	Sir Boo
Final Rank	8
Fastest Section Time (Section)	0:09.70 (Overall)
Top Speed [km/h] (Section)	65.3 (1400m)
Race State	Finished

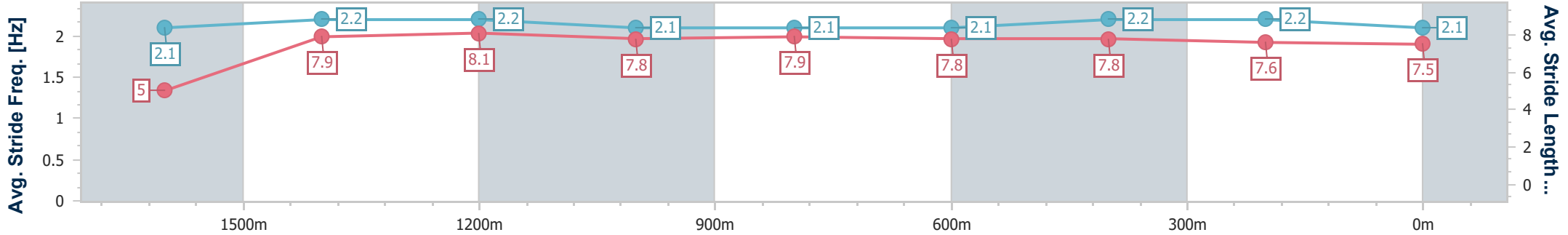
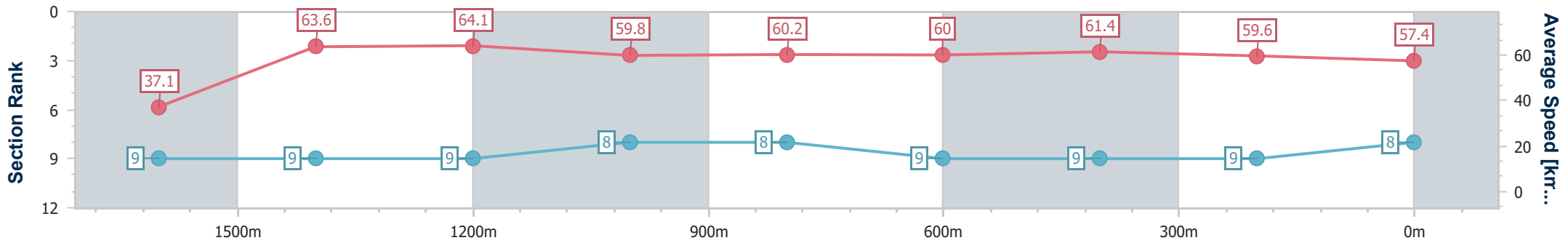


Ipswich QLD Professional
 Race 5: ROSE JENSEN KENT LAWYERS BENCHMARK 62
 Handicap - 1700m
 23 August 2024 - 14:04



Track Rating: Good 4, Weather: Fine, Rail Position: +8m Entire

Section	Overall	1600m	1400m	1200m	1000m	800m	600m	400m	200m			
Section Times	1:44.66 [8] (0:09.70)	1:34.96 [9] (0:11.34)	1:23.62 [9] (0:11.19)	1:12.43 [9] (0:11.99)	1:00.44 [8] (0:11.95)	0:48.49 [8] (0:12.03)	0:36.46 [9] (0:11.80)	0:24.66 [9] (0:12.08)	0:12.58 [9] (0:12.58)			
Average Speed [km/h]	37.1	63.6	64.1	59.8	60.2	60.0	61.4	59.6	57.4			
Top Speed [km/h]	61.2	64.2	65.3	61.6	61.0	61.6	61.9	62.1	58.9			
Avg. Dist. to Rail [m]	5.2	0.4	0.8	0.5	0.1	0.3	1.0	1.5	3.9			
Avg. Stride Freq. [Hz]	2.1	2.2	2.2	2.1	2.1	2.1	2.2	2.2	2.1			
Avg. Stride Length [m]	5.0	7.9	8.1	7.8	7.9	7.8	7.8	7.6	7.5			



- [] Ranking at each section and finish
- .-.- No data available at this section
- NA No data available



Horse/Jockey Name	Rockin' Artie
Final Rank	9
Fastest Section Time (Section)	0:08.92 (Overall)
Top Speed [km/h] (Section)	66.5 (1600m)
Race State	Finished

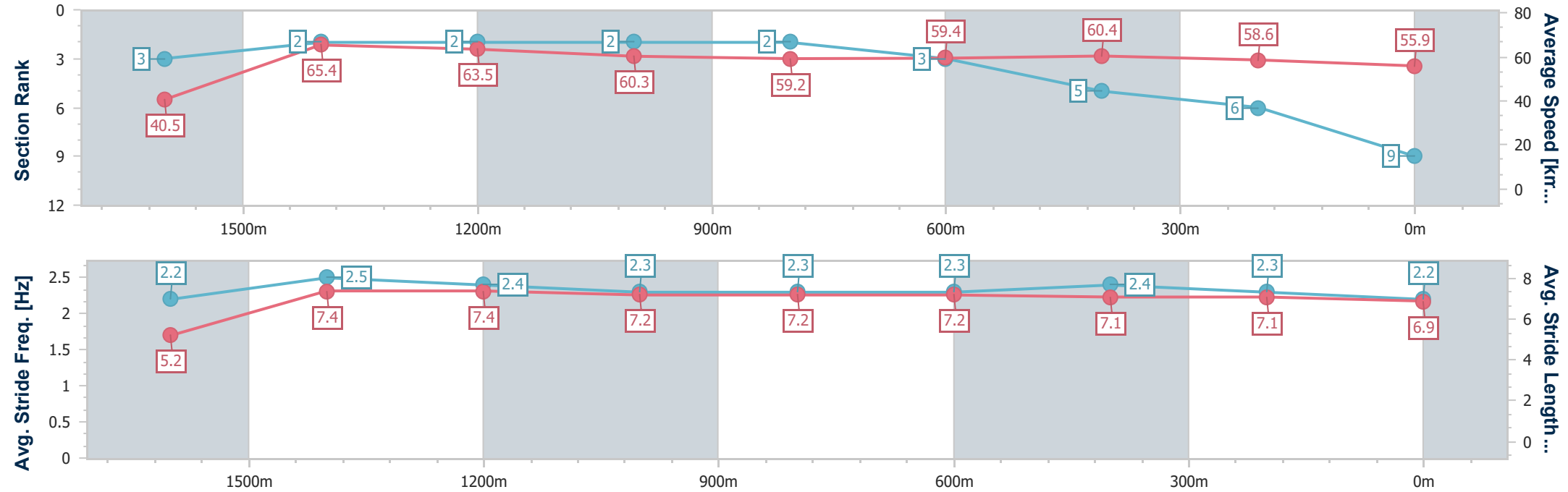


Ipswich QLD Professional
 Race 5: ROSE JENSEN KENT LAWYERS BENCHMARK 62
 Handicap - 1700m
 23 August 2024 - 14:04



Track Rating: Good 4, Weather: Fine, Rail Position: +8m Entire

Section	Overall	1600m	1400m	1200m	1000m	800m	600m	400m	200m			
Section Times	1:44.74 [9] (0:08.92)	1:35.82 [3] (0:11.01)	1:24.81 [2] (0:11.38)	1:13.43 [2] (0:11.95)	1:01.48 [2] (0:12.16)	0:49.32 [2] (0:12.15)	0:37.17 [3] (0:11.96)	0:25.21 [5] (0:12.31)	0:12.90 [6] (0:12.90)			
Average Speed [km/h]	40.5	65.4	63.5	60.3	59.2	59.4	60.4	58.6	55.9			
Top Speed [km/h]	62.5	66.5	65.4	61.1	60.0	61.2	61.6	59.4	58.0			
Avg. Dist. to Rail [m]	4.6	2.1	0.5	0.4	0.4	0.5	1.1	1.2	1.7			
Avg. Stride Freq. [Hz]	2.2	2.5	2.4	2.3	2.3	2.3	2.4	2.3	2.2			
Avg. Stride Length [m]	5.2	7.4	7.4	7.2	7.2	7.2	7.1	7.1	6.9			



- [] Ranking at each section and finish
- .-.- No data available at this section
- NA No data available



Ipswich QLD Professional

Race 6: VINCE INSURANCE Class 1 Handicap - 1350m

23 August 2024 - 14:43



Track Rating: Good 4, Weather: Fine, Rail Position: +8m Entire

Section		Overall	1200m	1000m	800m	600m	400m	Last 600m					
Field Times		1:19.85 (0:11.18)	1:08.67 (0:10.64)	0:58.03 (0:10.95)	0:47.08 (0:11.67)	0:35.41 (0:11.63)	0:23.78 (0:12.08)	0:35.41					
Rank	TAB	Horse/Jockey	Barrier	Top Speed [km/h]	Fastest Section					Distance Travelled [m]			
1	11	DREAM LANTERN Noel Callow	11	67.5 1200m	0:10.83 1200m	1:19.85 [1] (0:11.69)	1:08.16 [7] (0:10.83)	0:57.33 [7] (0:11.02)	0:46.31 [7] (0:11.51)	0:34.80 [7] (0:11.71)	0:23.09 [7] (0:11.44)	0:34.80	
2	4	WEST CORK Michael Rodd	1	68.6 1200m	0:10.67 1200m	1:20.44 [2] (0:11.23)	1:09.21 [2] (0:10.67)	0:58.54 [3] (0:10.88)	0:47.66 [2] (0:11.66)	0:36.00 [1] (0:11.63)	0:24.37 [1] (0:12.08)	0:36.00	-7
3	5	AERIAL BAY Emily Lang	3	68.0 1200m	0:10.90 1200m	1:20.85 [3] (0:11.29)	1:09.56 [4] (0:10.90)	0:58.66 [6] (0:10.96)	0:47.70 [4] (0:11.60)	0:36.10 [5] (0:11.69)	0:24.41 [4] (0:11.89)	0:36.10	-7
4	9	SANBANO Madeleine Wishart	2	67.2 1200m	0:11.03 1200m	1:20.91 [4] (0:11.88)	1:09.03 [9] (0:11.03)	0:58.00 [10] (0:11.13)	0:46.87 [10] (0:11.43)	0:35.44 [11] (0:11.79)	0:23.65 [11] (0:11.55)	0:35.44	-7
5	3	ROSE NOIR Ryan Maloney	10	68.0 1200m	0:10.74 1200m	1:20.95 [5] (0:11.28)	1:09.67 [3] (0:10.74)	0:58.93 [4] (0:11.16)	0:47.77 [5] (0:11.68)	0:36.09 [6] (0:11.77)	0:24.32 [6] (0:11.91)	0:36.09	-4
6	6	BEE EXACT Micheal Hellyer	15	67.6 1200m	0:10.84 1200m	1:20.96 [6] (0:11.95)	1:09.01 [10] (0:10.84)	0:58.17 [9] (0:11.01)	0:47.16 [8] (0:11.42)	0:35.74 [9] (0:11.69)	0:24.05 [8] (0:11.80)	0:35.74	-3
7	7	GAELIC THUNDER Nathan Evans	12	67.7 1200m	0:10.94 1200m	1:21.03 [7] (0:12.18)	1:08.85 [11] (0:10.94)	0:57.91 [11] (0:11.00)	0:46.91 [11] (0:11.32)	0:35.59 [10] (0:11.77)	0:23.82 [10] (0:11.79)	0:35.59	-5
8	8	GREY EFFECTS Jag Guthmann-Chester	4	68.3 1200m	0:10.64 1200m	1:21.03 [8] (0:11.18)	1:09.85 [1] (0:10.64)	0:59.21 [1] (0:11.13)	0:48.08 [3] (0:11.66)	0:36.42 [3] (0:11.76)	0:24.66 [3] (0:12.07)	0:36.42	-5
9	12	ARISTELLA Michael Cahill	14	69.6 1200m	0:10.61 1200m	1:21.22 [9] (0:11.43)	1:09.79 [6] (0:10.61)	0:59.18 [5] (0:11.15)	0:48.03 [6] (0:11.52)	0:36.51 [4] (0:11.89)	0:24.62 [5] (0:12.09)	0:36.51	-4
10	10	SIR BEVERIDGE Marnu Potgieter	5	67.6 1200m	0:11.00 1200m	1:21.43 [10] (0:11.76)	1:09.67 [8] (0:11.00)	0:58.67 [8] (0:11.09)	0:47.58 [9] (0:11.37)	0:36.21 [8] (0:11.72)	0:24.49 [9] (0:11.86)	0:36.21	-7

Scratched: Asgoodasyougett (#14), Aurora (#15), Duchess Bree (#13)

[] Ranking at each section and finish
 -:-:- No data available at this section
 NA No data available

SCN Saddle cloth number
 DNF Did not finish
 DNT Did not track



Ipswich QLD Professional
Race 6: VINCE INSURANCE Class 1 Handicap - 1350m
 23 August 2024 - 14:43



Track Rating: Good 4, Weather: Fine, Rail Position: +8m Entire

Section		Overall	1200m	1000m	800m	600m	400m	Last 600m
Field Times		1:19.85 (0:11.18)	1:08.67 (0:10.64)	0:58.03 (0:10.95)	0:47.08 (0:11.67)	0:35.41 (0:11.63)	0:23.78 (0:12.08)	0:35.41

Rank	TAB	Horse/Jockey	Barrier	Top Speed [km/h]	Fastest Section							Distance Travelled [m]	
11	1	LA PITTRICE	13	69.4	0:10.54	1:22.12 [11]	1:10.77 [5]	1:00.23 [2]	0:49.35 [1]	0:37.65 [2]	0:25.76 [2]	0:37.65	-5
		Ryan Wiggins		1200m	1200m	(0:11.35)	(0:10.54)	(0:10.88)	(0:11.70)	(0:11.89)	(0:12.28)		
12	2	KATDEEL	7	67.9	0:10.89	1:24.73 [12]	1:12.36 [12]	1:01.47 [12]	0:50.34 [12]	0:39.02 [12]	0:27.28 [12]	0:39.02	-3
		Bailey Wheeler		1200m	1200m	(0:12.37)	(0:10.89)	(0:11.13)	(0:11.32)	(0:11.74)	(0:12.17)		

Scratched: Asgoodasyougett (#14), Aurora (#15), Duchess Bree (#13)

[] Ranking at each section and finish
 -:-:- No data available at this section
 NA No data available

SCN Saddle cloth number
 DNF Did not finish
 DNT Did not track



Ipswich QLD Professional

Race 6: VINCE INSURANCE Class 1 Handicap - 1350m

23 August 2024 - 14:43



Track Rating: Good 4, Weather: Fine, Rail Position: +8m Entire

Section				200m				Last 600m		
Field Times				0:11.70 (0:11.70)				0:35.41		
Rank	TAB	Horse/Jockey	Barrier	Top Speed [km/h]	Fastest Section	Margin			Distance Travelled [m]	
1	11	DREAM LANTERN Noel Callow	11	67.5 1200m	0:10.83 1200m	0:11.65 [2] (0:11.65)	1:19.85		0:34.80	
2	4	WEST CORK Michael Rodd	1	68.6 1200m	0:10.67 1200m	0:12.29 [1] (0:12.29)	3.47L		0:36.00	-7
3	5	AERIAL BAY Emily Lang	3	68.0 1200m	0:10.90 1200m	0:12.52 [3] (0:12.52)	5.85L		0:36.10	-7
4	9	SANBANO Madeleine Wishart	2	67.2 1200m	0:11.03 1200m	0:12.10 [10] (0:12.10)	6.24L		0:35.44	-7
5	3	ROSE NOIR Ryan Maloney	10	68.0 1200m	0:10.74 1200m	0:12.41 [5] (0:12.41)	6.46L		0:36.09	-4
6	6	BEE EXACT Micheal Hellyer	15	67.6 1200m	0:10.84 1200m	0:12.25 [8] (0:12.25)	6.53L		0:35.74	-3
7	7	GAELIC THUNDER Nathan Evans	12	67.7 1200m	0:10.94 1200m	0:12.03 [11] (0:12.03)	6.91L		0:35.59	-5
8	8	GREY EFFECTS Jag Guthmann-Chester	4	68.3 1200m	0:10.64 1200m	0:12.59 [4] (0:12.59)	6.94L		0:36.42	-5
9	12	ARISTELLA Michael Cahill	14	69.6 1200m	0:10.61 1200m	0:12.53 [7] (0:12.53)	8.06L		0:36.51	-4
10	10	SIR BEVERIDGE Marnu Potgieter	5	67.6 1200m	0:11.00 1200m	0:12.63 [9] (0:12.63)	9.25L		0:36.21	-7

Scratched: Asgoodasyougett (#14), Aurora (#15), Duchess Bree (#13)

[] Ranking at each section and finish
 -:-:- No data available at this section
 NA No data available

SCN Saddle cloth number
 DNF Did not finish
 DNT Did not track



Ipswich QLD Professional
 Race 6: VINCE INSURANCE Class 1 Handicap - 1350m
 23 August 2024 - 14:43



Track Rating: Good 4, Weather: Fine, Rail Position: +8m Entire

Section				200m				Last 600m		
Field Times				0:11.70 (0:11.70)				0:35.41		
Rank	TAB	Horse/Jockey	Barrier	Top Speed [km/h]	Fastest Section	Margin			Distance Travelled [m]	
11	1	LA PITTRICE	13	69.4	0:10.54	0:13.48 [6]	13.31L		0:37.65	-5
		Ryan Wiggins		1200m	1200m	(0:13.48)				
12	2	KATDEEL	7	67.9	0:10.89	0:15.11 [12]	28.67L		0:39.02	-3
		Bailey Wheeler		1200m	1200m	(0:15.11)				

Scratched: Asgoodasyougett (#14), Aurora (#15), Duchess Bree (#13)

[] Ranking at each section and finish
 -:-:-:- No data available at this section
 NA No data available

SCN Saddle cloth number
 DNF Did not finish
 DNT Did not track



Horse/Jockey Name	Dream Lantern
Final Rank	1
Fastest Section Time (Section)	0:10.83 (1200m)
Top Speed [km/h] (Section)	67.5 (1200m)
Race State	Finished



Ipswich QLD Professional

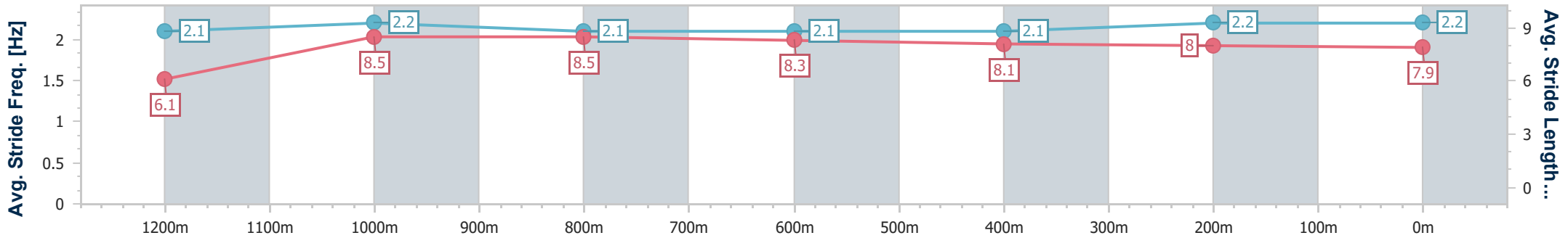
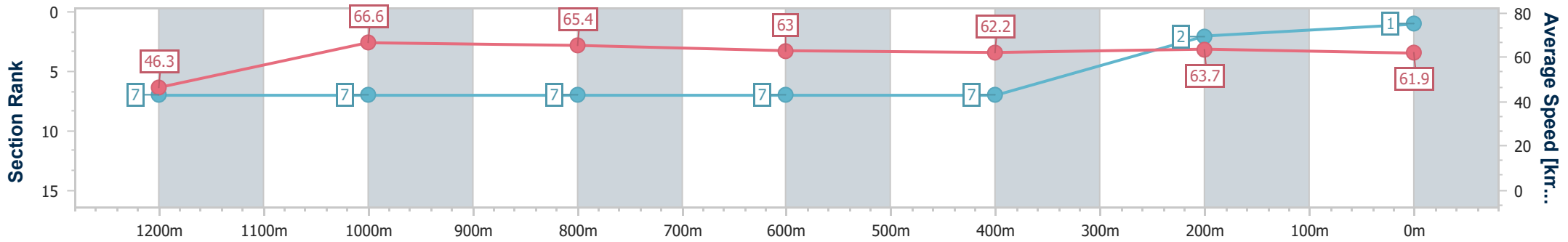
Race 6: VINCE INSURANCE Class 1 Handicap - 1350m

23 August 2024 - 14:43



Track Rating: Good 4, Weather: Fine, Rail Position: +8m Entire

Section	Overall	1200m	1000m	800m	600m	400m	200m
Section Times	1:19.85 [1] (0:11.69)	1:08.16 [7] (0:10.83)	0:57.33 [7] (0:11.02)	0:46.31 [7] (0:11.51)	0:34.80 [7] (0:11.71)	0:23.09 [7] (0:11.44)	0:11.65 [2] (0:11.65)
Average Speed [km/h]	46.3	66.6	65.4	63.0	62.2	63.7	61.9
Top Speed [km/h]	64.2	67.5	66.6	64.1	64.2	64.6	64.5
Avg. Dist. to Rail [m]	3.8	1.0	1.1	1.6	3.4	3.0	1.9
Avg. Stride Freq. [Hz]	2.1	2.2	2.1	2.1	2.1	2.2	2.2
Avg. Stride Length [m]	6.1	8.5	8.5	8.3	8.1	8.0	7.9



- [] Ranking at each section and finish
- .-.- No data available at this section
- NA No data available



Horse/Jockey Name	West Cork
Final Rank	2
Fastest Section Time (Section)	0:10.67 (1200m)
Top Speed [km/h] (Section)	68.6 (1200m)
Race State	Finished



Ipswich QLD Professional

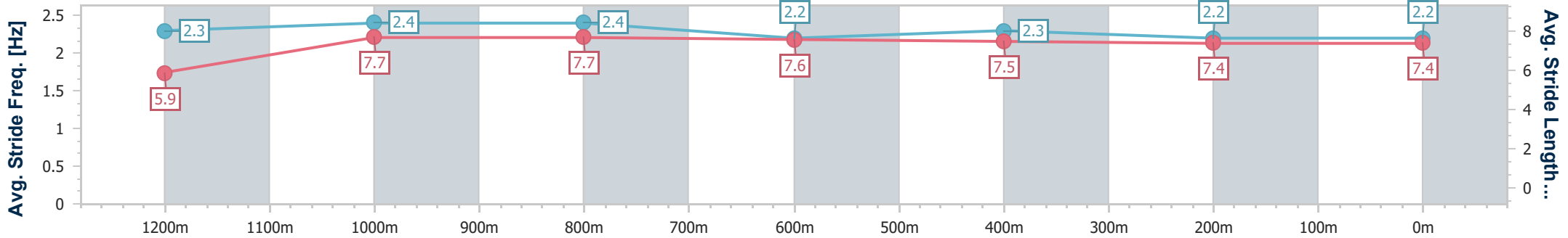
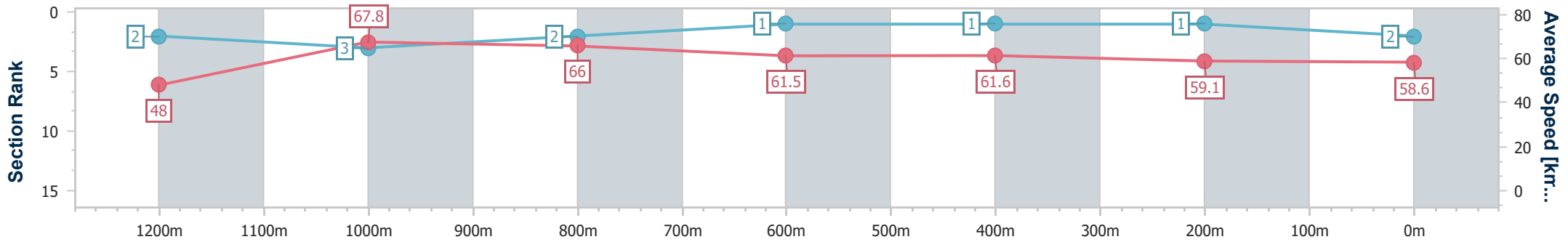
Race 6: VINCE INSURANCE Class 1 Handicap - 1350m

23 August 2024 - 14:43



Track Rating: Good 4, Weather: Fine, Rail Position: +8m Entire

Section	Overall	1200m	1000m	800m	600m	400m	200m
Section Times	1:20.44 [2] (0:11.23)	1:09.21 [2] (0:10.67)	0:58.54 [3] (0:10.88)	0:47.66 [2] (0:11.66)	0:36.00 [1] (0:11.63)	0:24.37 [1] (0:12.08)	0:12.29 [1] (0:12.29)
Average Speed [km/h]	48.0	67.8	66.0	61.5	61.6	59.1	58.6
Top Speed [km/h]	67.0	68.6	68.4	63.5	62.4	61.4	59.5
Avg. Dist. to Rail [m]	0.8	0.5	0.4	1.0	1.2	1.3	1.8
Avg. Stride Freq. [Hz]	2.3	2.4	2.4	2.2	2.3	2.2	2.2
Avg. Stride Length [m]	5.9	7.7	7.7	7.6	7.5	7.4	7.4



- [] Ranking at each section and finish
- .-.- No data available at this section
- NA No data available



Horse/Jockey Name	Aerial Bay
Final Rank	3
Fastest Section Time (Section)	0:10.90 (1200m)
Top Speed [km/h] (Section)	68.0 (1200m)
Race State	Finished



Ipswich QLD Professional

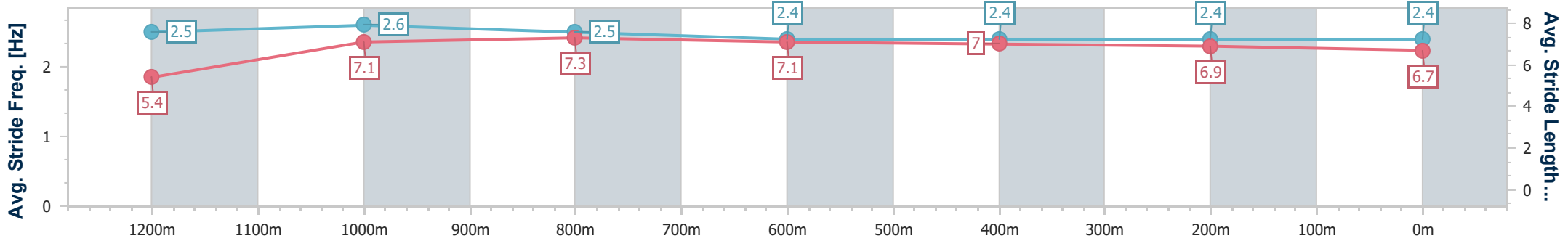
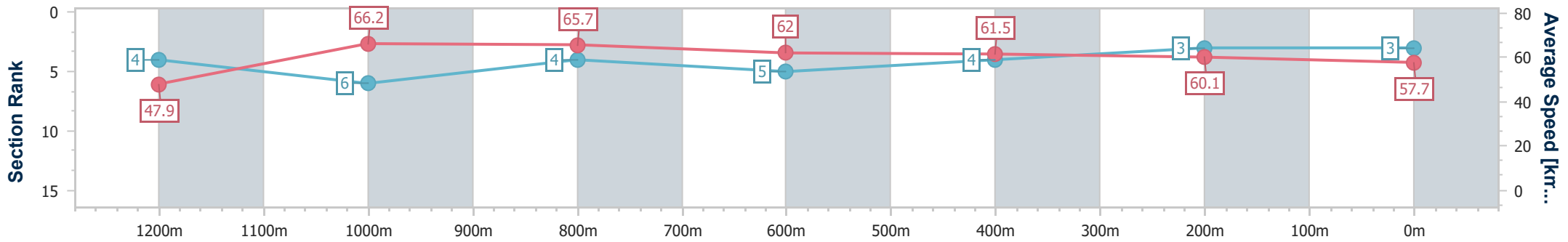
Race 6: VINCE INSURANCE Class 1 Handicap - 1350m

23 August 2024 - 14:43



Track Rating: Good 4, Weather: Fine, Rail Position: +8m Entire

Section	Overall	1200m	1000m	800m	600m	400m	200m
Section Times	1:20.85 [3] (0:11.29)	1:09.56 [4] (0:10.90)	0:58.66 [6] (0:10.96)	0:47.70 [4] (0:11.60)	0:36.10 [5] (0:11.69)	0:24.41 [4] (0:11.89)	0:12.52 [3] (0:12.52)
Average Speed [km/h]	47.9	66.2	65.7	62.0	61.5	60.1	57.7
Top Speed [km/h]	66.7	68.0	67.1	65.2	62.3	62.0	59.0
Avg. Dist. to Rail [m]	1.6	1.1	0.2	0.3	0.4	0.7	0.2
Avg. Stride Freq. [Hz]	2.5	2.6	2.5	2.4	2.4	2.4	2.4
Avg. Stride Length [m]	5.4	7.1	7.3	7.1	7.0	6.9	6.7



- [] Ranking at each section and finish
- .-.- No data available at this section
- NA No data available



Horse/Jockey Name	Sanbano
Final Rank	4
Fastest Section Time (Section)	0:11.03 (1200m)
Top Speed [km/h] (Section)	67.2 (1200m)
Race State	Finished



Ipswich QLD Professional

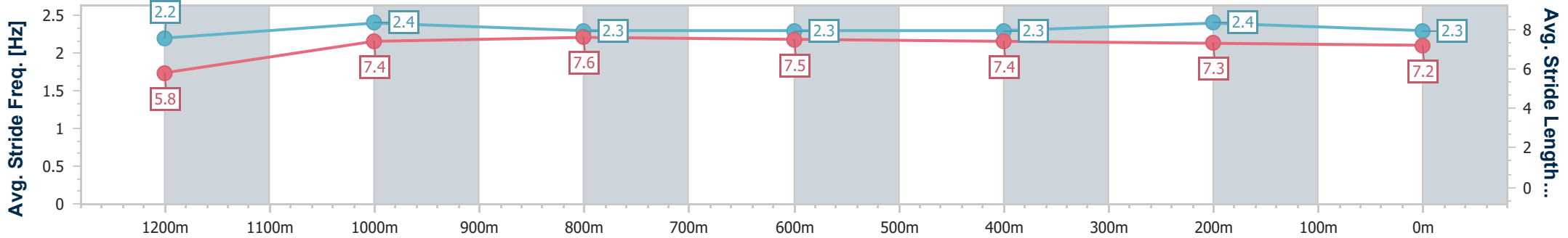
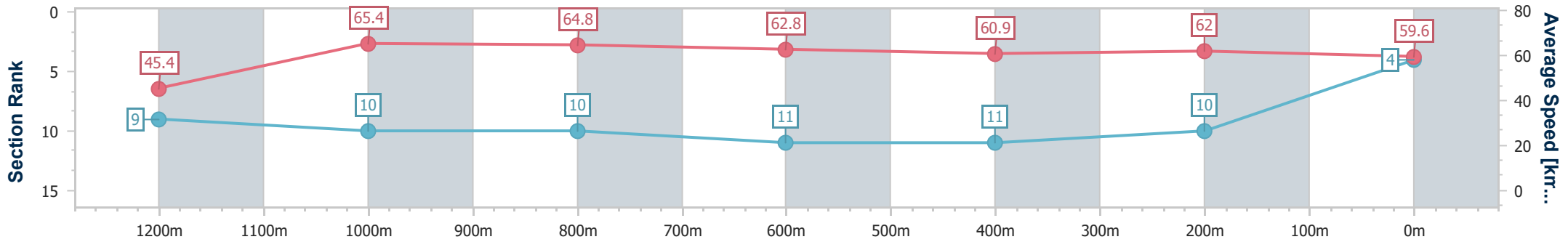
Race 6: VINCE INSURANCE Class 1 Handicap - 1350m

23 August 2024 - 14:43



Track Rating: Good 4, Weather: Fine, Rail Position: +8m Entire

Section	Overall	1200m	1000m	800m	600m	400m	200m
Section Times	1:20.91 [4] (0:11.88)	1:09.03 [9] (0:11.03)	0:58.00 [10] (0:11.13)	0:46.87 [10] (0:11.43)	0:35.44 [11] (0:11.79)	0:23.65 [11] (0:11.55)	0:12.10 [10]
Average Speed [km/h]	45.4	65.4	64.8	62.8	60.9	62.0	59.6
Top Speed [km/h]	62.8	67.2	65.5	63.8	62.1	62.6	61.0
Avg. Dist. to Rail [m]	1.2	0.7	0.4	0.4	0.7	0.9	2.3
Avg. Stride Freq. [Hz]	2.2	2.4	2.3	2.3	2.3	2.4	2.3
Avg. Stride Length [m]	5.8	7.4	7.6	7.5	7.4	7.3	7.2



- [] Ranking at each section and finish
- .-.- No data available at this section
- NA No data available



Horse/Jockey Name	Rose Noir
Final Rank	5
Fastest Section Time (Section)	0:10.74 (1200m)
Top Speed [km/h] (Section)	68.0 (1200m)
Race State	Finished



Ipswich QLD Professional

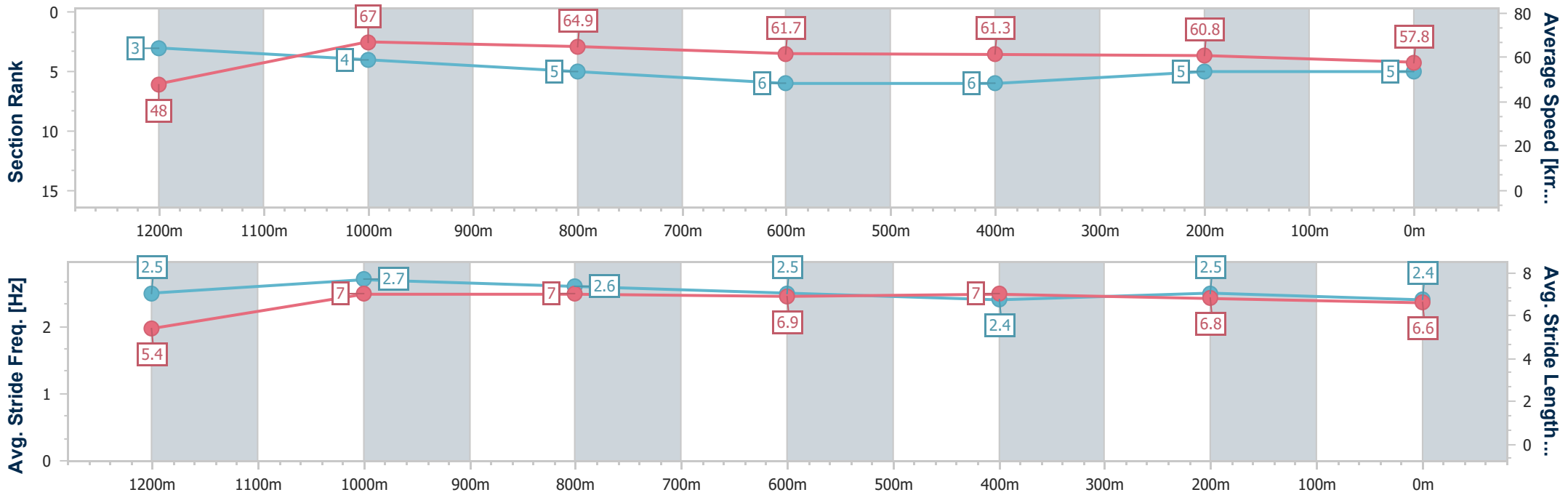
Race 6: VINCE INSURANCE Class 1 Handicap - 1350m

23 August 2024 - 14:43



Track Rating: Good 4, Weather: Fine, Rail Position: +8m Entire

Section	Overall	1200m	1000m	800m	600m	400m	200m
Section Times	1:20.95 [5] (0:11.28)	1:09.67 [3] (0:10.74)	0:58.93 [4] (0:11.16)	0:47.77 [5] (0:11.68)	0:36.09 [6] (0:11.77)	0:24.32 [6] (0:11.91)	0:12.41 [5] (0:12.41)
Average Speed [km/h]	48.0	67.0	64.9	61.7	61.3	60.8	57.8
Top Speed [km/h]	66.4	68.0	67.0	64.0	62.0	62.3	59.1
Avg. Dist. to Rail [m]	4.3	2.3	1.4	0.6	0.8	0.7	1.2
Avg. Stride Freq. [Hz]	2.5	2.7	2.6	2.5	2.4	2.5	2.4
Avg. Stride Length [m]	5.4	7.0	7.0	6.9	7.0	6.8	6.6



- [] Ranking at each section and finish
- .-.- No data available at this section
- NA No data available



Horse/Jockey Name	Bee Exact
Final Rank	6
Fastest Section Time (Section)	0:10.84 (1200m)
Top Speed [km/h] (Section)	67.6 (1200m)
Race State	Finished



Ipswich QLD Professional

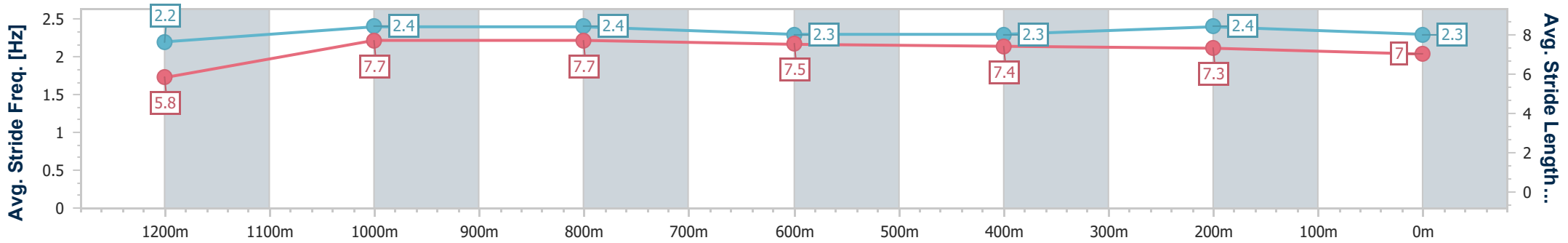
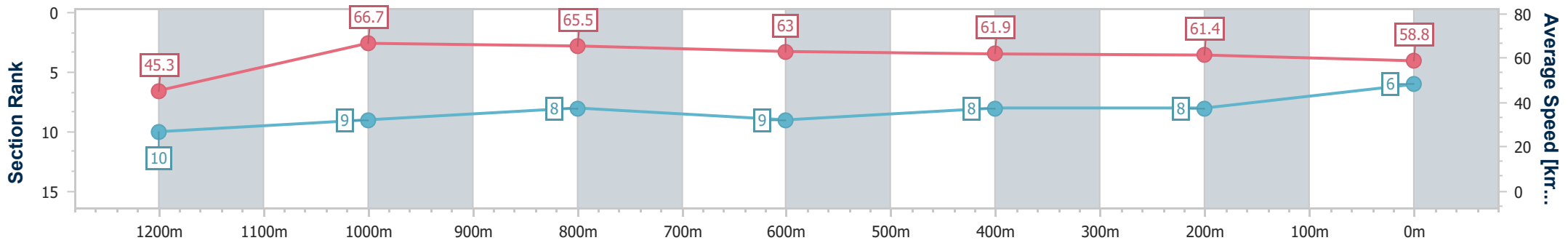
Race 6: VINCE INSURANCE Class 1 Handicap - 1350m

23 August 2024 - 14:43



Track Rating: Good 4, Weather: Fine, Rail Position: +8m Entire

Section	Overall	1200m	1000m	800m	600m	400m	200m
Section Times	1:20.96 [6] (0:11.95)	1:09.01 [10] (0:10.84)	0:58.17 [9] (0:11.01)	0:47.16 [8] (0:11.42)	0:35.74 [9] (0:11.69)	0:24.05 [8] (0:11.80)	0:12.25 [8] (0:12.25)
Average Speed [km/h]	45.3	66.7	65.5	63.0	61.9	61.4	58.8
Top Speed [km/h]	64.8	67.6	66.4	64.5	63.4	63.2	60.2
Avg. Dist. to Rail [m]	6.7	1.7	1.0	0.2	0.9	2.8	4.4
Avg. Stride Freq. [Hz]	2.2	2.4	2.4	2.3	2.3	2.4	2.3
Avg. Stride Length [m]	5.8	7.7	7.7	7.5	7.4	7.3	7.0



- [] Ranking at each section and finish
- .-.- No data available at this section
- NA No data available



Horse/Jockey Name	Gaelic Thunder
Final Rank	7
Fastest Section Time (Section)	0:10.94 (1200m)
Top Speed [km/h] (Section)	67.7 (1200m)
Race State	Finished



Ipswich QLD Professional

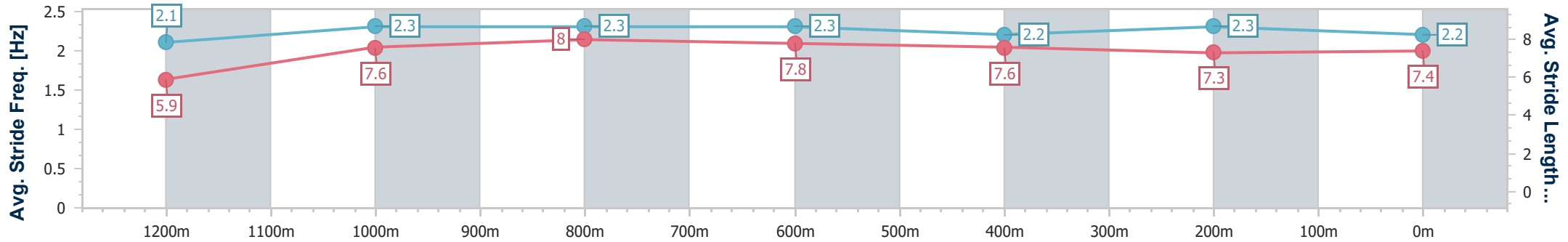
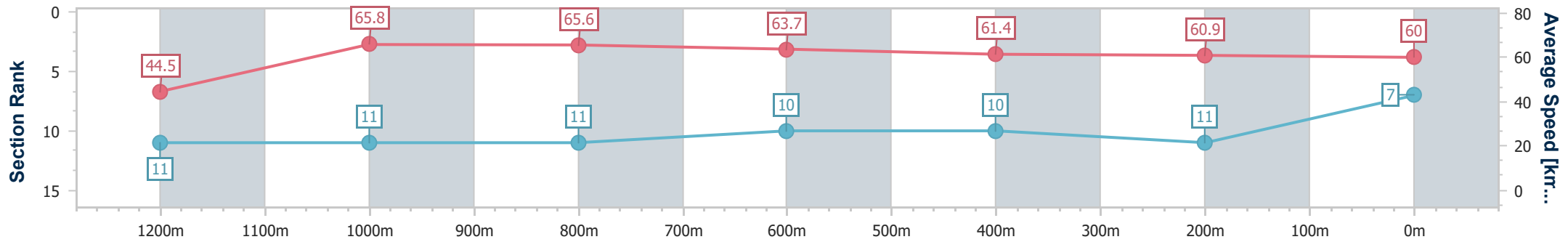
Race 6: VINCE INSURANCE Class 1 Handicap - 1350m

23 August 2024 - 14:43



Track Rating: Good 4, Weather: Fine, Rail Position: +8m Entire

Section	Overall	1200m	1000m	800m	600m	400m	200m
Section Times	1:21.03 [7] (0:12.18)	1:08.85 [11] (0:10.94)	0:57.91 [11] (0:11.00)	0:46.91 [11] (0:11.32)	0:35.59 [10] (0:11.77)	0:23.82 [10] (0:11.79)	0:12.03 [11] (0:12.03)
Average Speed [km/h]	44.5	65.8	65.6	63.7	61.4	60.9	60.0
Top Speed [km/h]	62.1	67.7	66.6	64.7	62.8	61.6	60.7
Avg. Dist. to Rail [m]	4.0	1.5	1.1	0.5	0.3	1.5	5.5
Avg. Stride Freq. [Hz]	2.1	2.3	2.3	2.3	2.2	2.3	2.2
Avg. Stride Length [m]	5.9	7.6	8.0	7.8	7.6	7.3	7.4



- [] Ranking at each section and finish
- .-.- No data available at this section
- NA No data available



Horse/Jockey Name	Grey Effects
Final Rank	8
Fastest Section Time (Section)	0:10.64 (1200m)
Top Speed [km/h] (Section)	68.3 (1200m)
Race State	Finished



Ipswich QLD Professional

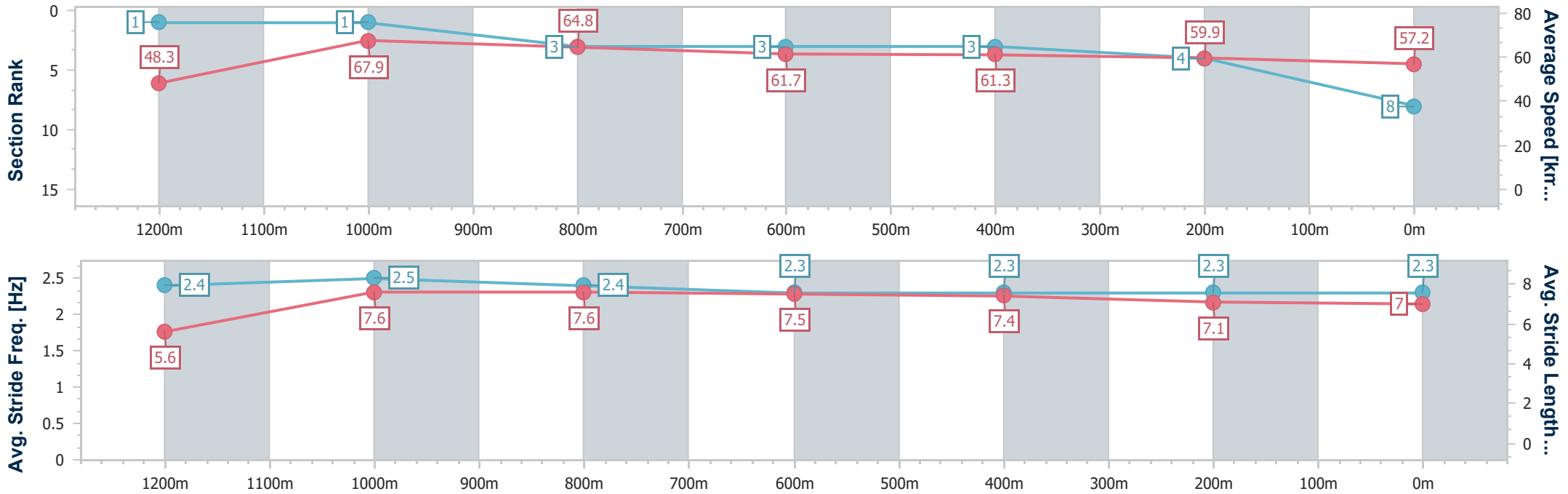
Race 6: VINCE INSURANCE Class 1 Handicap - 1350m

23 August 2024 - 14:43



Track Rating: Good 4, Weather: Fine, Rail Position: +8m Entire

Section	Overall	1200m	1000m	800m	600m	400m	200m
Section Times	1:21.03 [8] (0:11.18)	1:09.85 [1] (0:10.64)	0:59.21 [1] (0:11.13)	0:48.08 [3] (0:11.66)	0:36.42 [3] (0:11.76)	0:24.66 [3] (0:12.07)	0:12.59 [4] (0:12.59)
Average Speed [km/h]	48.3	67.9	64.8	61.7	61.3	59.9	57.2
Top Speed [km/h]	66.9	68.3	66.0	63.6	62.4	62.1	58.9
Avg. Dist. to Rail [m]	2.4	1.8	0.6	0.3	0.3	1.7	1.0
Avg. Stride Freq. [Hz]	2.4	2.5	2.4	2.3	2.3	2.3	2.3
Avg. Stride Length [m]	5.6	7.6	7.6	7.5	7.4	7.1	7.0



- [] Ranking at each section and finish
- .-.- No data available at this section
- NA No data available



Horse/Jockey Name	Aristella
Final Rank	9
Fastest Section Time (Section)	0:10.61 (1200m)
Top Speed [km/h] (Section)	69.6 (1200m)
Race State	Finished



Ipswich QLD Professional

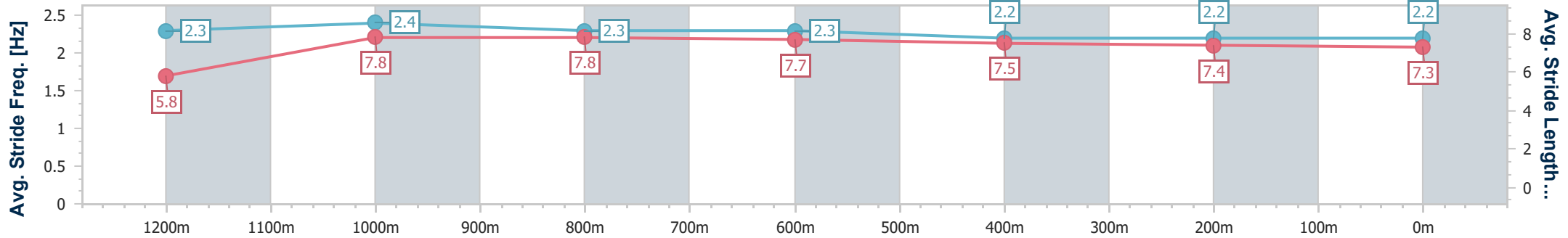
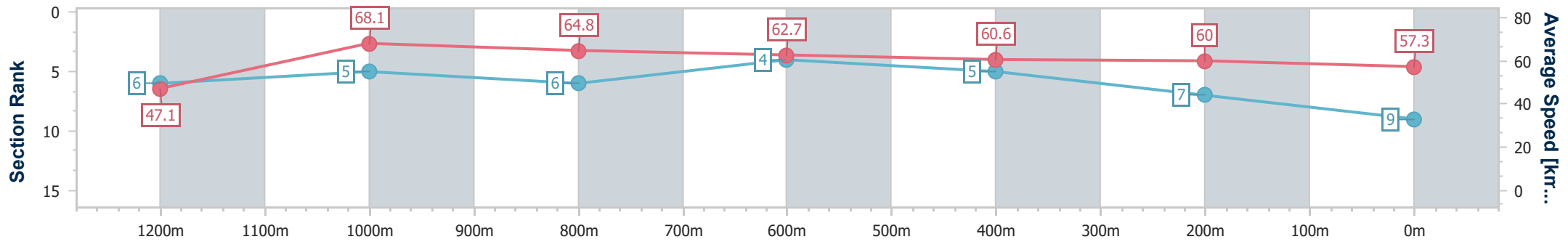
Race 6: VINCE INSURANCE Class 1 Handicap - 1350m

23 August 2024 - 14:43



Track Rating: Good 4, Weather: Fine, Rail Position: +8m Entire

Section	Overall	1200m	1000m	800m	600m	400m	200m
Section Times	1:21.22 [9] (0:11.43)	1:09.79 [6] (0:10.61)	0:59.18 [5] (0:11.15)	0:48.03 [6] (0:11.52)	0:36.51 [4] (0:11.89)	0:24.62 [5] (0:12.09)	0:12.53 [7] (0:12.53)
Average Speed [km/h]	47.1	68.1	64.8	62.7	60.6	60.0	57.3
Top Speed [km/h]	67.8	69.6	66.1	64.4	61.8	61.7	59.3
Avg. Dist. to Rail [m]	7.3	3.6	1.2	0.4	1.0	2.5	3.4
Avg. Stride Freq. [Hz]	2.3	2.4	2.3	2.3	2.2	2.2	2.2
Avg. Stride Length [m]	5.8	7.8	7.8	7.7	7.5	7.4	7.3



- [] Ranking at each section and finish
- .-.- No data available at this section
- NA No data available



Horse/Jockey Name	Sir Beveridge
Final Rank	10
Fastest Section Time (Section)	0:11.00 (1200m)
Top Speed [km/h] (Section)	67.6 (1200m)
Race State	Finished



Ipswich QLD Professional

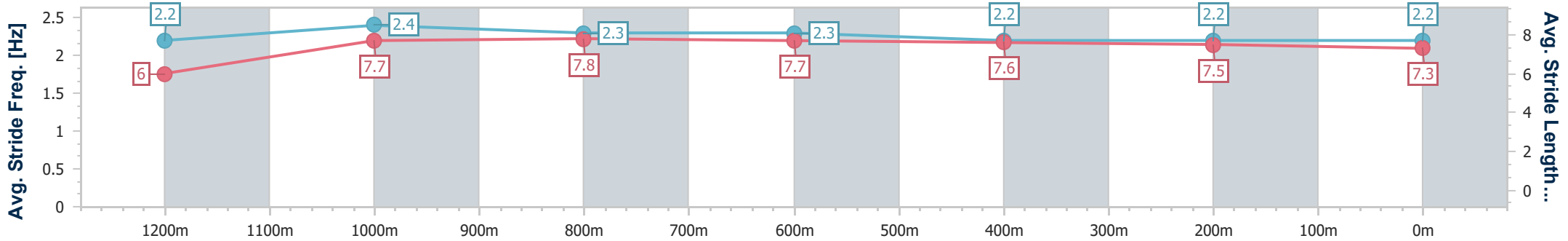
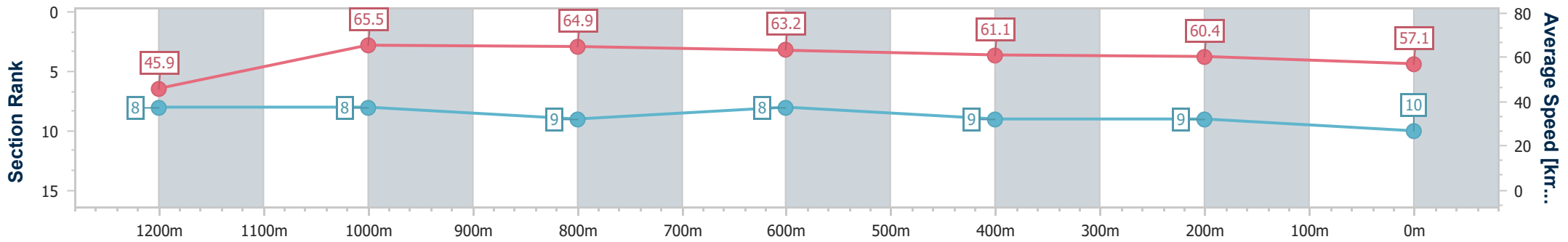
Race 6: VINCE INSURANCE Class 1 Handicap - 1350m

23 August 2024 - 14:43



Track Rating: Good 4, Weather: Fine, Rail Position: +8m Entire

Section	Overall	1200m	1000m	800m	600m	400m	200m
Section Times	1:21.43 [10] (0:11.76)	1:09.67 [8] (0:11.00)	0:58.67 [8] (0:11.09)	0:47.58 [9] (0:11.37)	0:36.21 [8] (0:11.72)	0:24.49 [9] (0:11.86)	0:12.63 [9]
Average Speed [km/h]	45.9	65.5	64.9	63.2	61.1	60.4	57.1
Top Speed [km/h]	63.9	67.6	65.7	64.0	62.2	62.4	58.8
Avg. Dist. to Rail [m]	2.8	0.5	0.5	1.4	0.8	1.0	1.4
Avg. Stride Freq. [Hz]	2.2	2.4	2.3	2.3	2.2	2.2	2.2
Avg. Stride Length [m]	6.0	7.7	7.8	7.7	7.6	7.5	7.3



- [] Ranking at each section and finish
- .-.- No data available at this section
- NA No data available



Horse/Jockey Name	La Pittrice
Final Rank	11
Fastest Section Time (Section)	0:10.54 (1200m)
Top Speed [km/h] (Section)	69.4 (1200m)
Race State	Finished



Ipswich QLD Professional

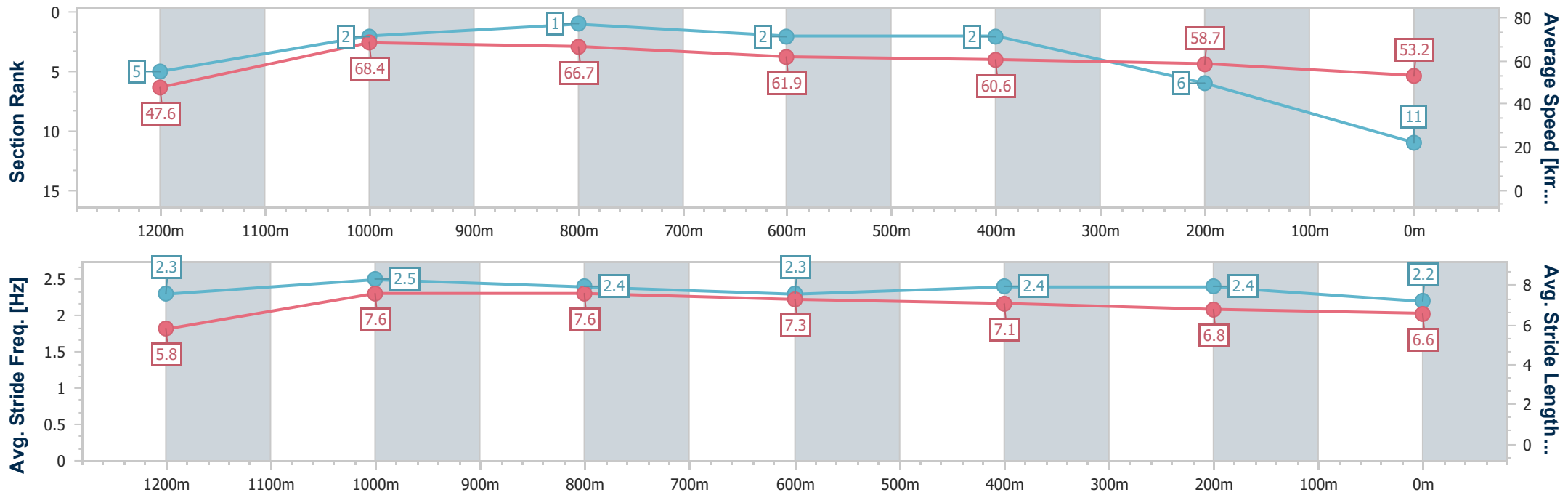
Race 6: VINCE INSURANCE Class 1 Handicap - 1350m

23 August 2024 - 14:43



Track Rating: Good 4, Weather: Fine, Rail Position: +8m Entire

Section	Overall	1200m	1000m	800m	600m	400m	200m
Section Times	1:22.12 [11] (0:11.35)	1:10.77 [5] (0:10.54)	1:00.23 [2] (0:10.88)	0:49.35 [1] (0:11.70)	0:37.65 [2] (0:11.89)	0:25.76 [2] (0:12.28)	0:13.48 [6] (0:13.48)
Average Speed [km/h]	47.6	68.4	66.7	61.9	60.6	58.7	53.2
Top Speed [km/h]	67.8	69.4	68.1	64.2	62.1	60.2	56.4
Avg. Dist. to Rail [m]	6.2	3.2	2.1	1.4	0.9	0.5	0.5
Avg. Stride Freq. [Hz]	2.3	2.5	2.4	2.3	2.4	2.4	2.2
Avg. Stride Length [m]	5.8	7.6	7.6	7.3	7.1	6.8	6.6



- [] Ranking at each section and finish
- .-.- No data available at this section
- NA No data available



Horse/Jockey Name	Katdeel
Final Rank	12
Fastest Section Time (Section)	0:10.89 (1200m)
Top Speed [km/h] (Section)	67.9 (1200m)
Race State	Finished



Ipswich QLD Professional

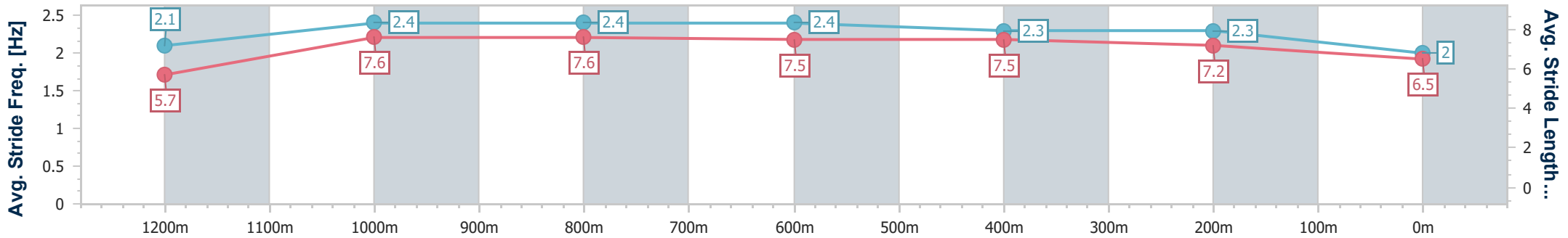
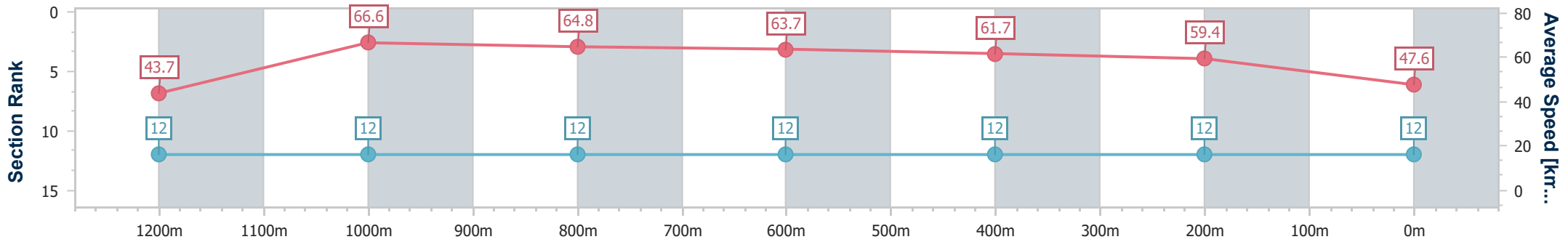
Race 6: VINCE INSURANCE Class 1 Handicap - 1350m

23 August 2024 - 14:43



Track Rating: Good 4, Weather: Fine, Rail Position: +8m Entire

Section	Overall	1200m	1000m	800m	600m	400m	200m
Section Times	1:24.73 [12] (0:12.37)	1:12.36 [12] (0:10.89)	1:01.47 [12] (0:11.13)	0:50.34 [12] (0:11.32)	0:39.02 [12] (0:11.74)	0:27.28 [12] (0:12.17)	0:15.11 [12] (0:15.11)
Average Speed [km/h]	43.7	66.6	64.8	63.7	61.7	59.4	47.6
Top Speed [km/h]	63.7	67.9	66.6	65.2	63.1	60.9	54.5
Avg. Dist. to Rail [m]	2.9	2.9	2.1	0.4	1.3	1.8	3.3
Avg. Stride Freq. [Hz]	2.1	2.4	2.4	2.4	2.3	2.3	2.0
Avg. Stride Length [m]	5.7	7.6	7.6	7.5	7.5	7.2	6.5



- [] Ranking at each section and finish
- .-.- No data available at this section
- NA No data available

Track Rating: Good 4, Weather: Fine, Rail Position: +8m Entire

Section		Overall	1200m	1000m	800m	600m	400m	Last 600m				
Field Times		1:19.97 (0:11.51)	1:08.46 (0:10.81)	0:57.65 (0:11.32)	0:46.33 (0:11.65)	0:34.68 (0:11.49)	0:23.19 (0:11.45)	0:34.68				
Rank	TAB Horse/Jockey	Barrier	Top Speed [km/h]	Fastest Section	Distance Travelled [m]							
1	3 CHAYSE 'N' ARTIE Noel Callow	8	65.7 400m	0:11.10 1200m	1:19.97 [1] (0:11.82)	1:08.15 [5] (0:11.10)	0:57.05 [6] (0:11.36)	0:45.69 [6] (0:11.52)	0:34.17 [6] (0:11.27)	0:22.90 [6] (0:11.40)	0:34.17	
2	1 PLUNDERING James Orman	4	67.1 1200m	0:10.93 1200m	1:20.12 [2] (0:11.52)	1:08.60 [2] (0:10.93)	0:57.67 [3] (0:11.36)	0:46.31 [3] (0:11.78)	0:34.53 [4] (0:11.42)	0:23.11 [4] (0:11.54)	0:34.53	-4
3	6 JOHNNY DASH Damien Thornton	7	70.0 Overall	0:10.76 1200m	1:20.12 [3] (0:12.00)	1:08.12 [6] (0:10.76)	0:57.36 [5] (0:11.33)	0:46.03 [5] (0:11.66)	0:34.37 [5] (0:11.29)	0:23.08 [5] (0:11.47)	0:34.37	-4
4	9 ORIGINAL GLAZE Emily Lang	1	68.3 1200m	0:10.75 1200m	1:20.21 [4] (0:11.58)	1:08.63 [4] (0:10.75)	0:57.88 [2] (0:11.31)	0:46.57 [1] (0:11.65)	0:34.92 [1] (0:11.49)	0:23.43 [1] (0:11.45)	0:34.92	-4
5	4 BOODUA ROMANCE Georgina Cartwright	5	67.9 1200m	0:10.81 1200m	1:20.26 [5] (0:11.51)	1:08.75 [1] (0:10.81)	0:57.94 [1] (0:11.36)	0:46.58 [2] (0:11.71)	0:34.87 [2] (0:11.45)	0:23.42 [2] (0:11.54)	0:34.87	-3
6	2 FLASHING STEEL Jag Guthmann-Chester	11	67.3 1200m	0:10.95 1200m	1:20.52 [6] (0:11.55)	1:08.97 [3] (0:10.95)	0:58.02 [4] (0:11.40)	0:46.62 [4] (0:11.68)	0:34.94 [3] (0:11.31)	0:23.63 [3] (0:11.68)	0:34.94	+1

Scratched: Too Hard To Refuse (#5), Cool Encounter (#7), Sleight Queen (#11), The Kewess (#12), My Pins (#10), Thankful Heart (#8)

Track Rating: Good 4, Weather: Fine, Rail Position: +8m Entire

Section				200m				Last 600m		
Field Times				0:11.74 (0:11.74)				0:34.68		
Rank	TAB	Horse/Jockey	Barrier	Top Speed [km/h]	Fastest Section	Margin			Distance Travelled [m]	
1	3	CHAYSE 'N' ARTIE Noel Callow	8	65.7 400m	0:11.10 1200m	0:11.50 [3] (0:11.50)	1:19.97		0:34.17	
2	1	PLUNDERING James Orman	4	67.1 1200m	0:10.93 1200m	0:11.57 [5] (0:11.57)	0.86L		0:34.53	-4
3	6	JOHNNY DASH Damien Thornton	7	70.0 Overall	0:10.76 1200m	0:11.61 [4] (0:11.61)	0.88L		0:34.37	-4
4	9	ORIGINAL GLAZE Emily Lang	1	68.3 1200m	0:10.75 1200m	0:11.98 [1] (0:11.98)	1.43L		0:34.92	-4
5	4	BOODUA ROMANCE Georgina Cartwright	5	67.9 1200m	0:10.81 1200m	0:11.88 [2] (0:11.88)	1.67L		0:34.87	-3
6	2	FLASHING STEEL Jag Guthmann-Chester	11	67.3 1200m	0:10.95 1200m	0:11.95 [6] (0:11.95)	3.25L		0:34.94	+1

Scratched: Too Hard To Refuse (#5), Cool Encounter (#7), Sleigh Queen (#11), The Kewess (#12), My Pins (#10), Thankful Heart (#8)



Horse/Jockey Name	Chayse 'N' Artie
Final Rank	1
Fastest Section Time (Section)	0:11.10 (1200m)
Top Speed [km/h] (Section)	65.7 (400m)
Race State	Finished



Ipswich QLD Professional

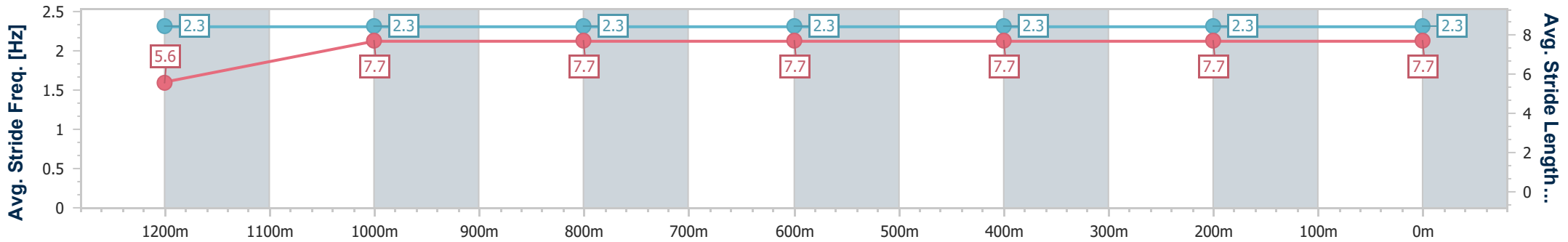
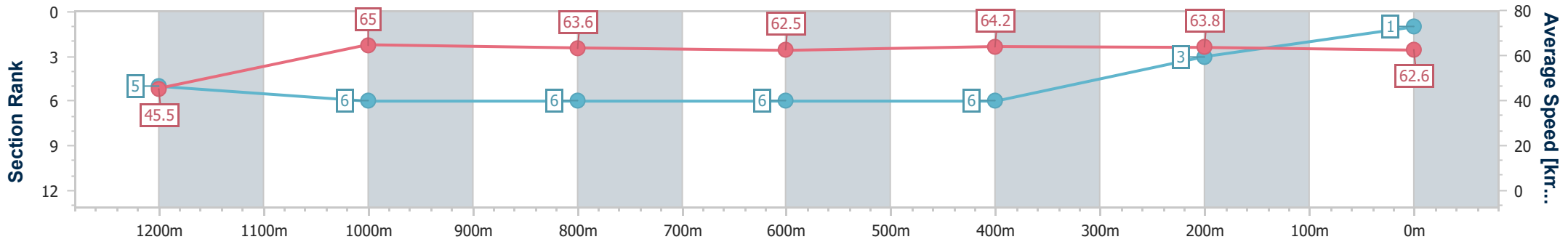
Race 7: IPSWICH PARTY HIRE Class 5 Handicap - 1350m

23 August 2024 - 15:18



Track Rating: Good 4, Weather: Fine, Rail Position: +8m Entire

Section	Overall	1200m	1000m	800m	600m	400m	200m
Section Times	1:19.97 [1] (0:11.82)	1:08.15 [5] (0:11.10)	0:57.05 [6] (0:11.36)	0:45.69 [6] (0:11.52)	0:34.17 [6] (0:11.27)	0:22.90 [6] (0:11.40)	0:11.50 [3] (0:11.50)
Average Speed [km/h]	45.5	65.0	63.6	62.5	64.2	63.8	62.6
Top Speed [km/h]	64.7	65.6	64.3	63.6	65.5	65.7	65.5
Avg. Dist. to Rail [m]	3.4	2.0	0.2	0.4	1.5	3.8	2.4
Avg. Stride Freq. [Hz]	2.3	2.3	2.3	2.3	2.3	2.3	2.3
Avg. Stride Length [m]	5.6	7.7	7.7	7.7	7.7	7.7	7.7



- [] Ranking at each section and finish
- .-.- No data available at this section
- NA No data available



Horse/Jockey Name	Plundering
Final Rank	2
Fastest Section Time (Section)	0:10.93 (1200m)
Top Speed [km/h] (Section)	67.1 (1200m)
Race State	Finished



Ipswich QLD Professional

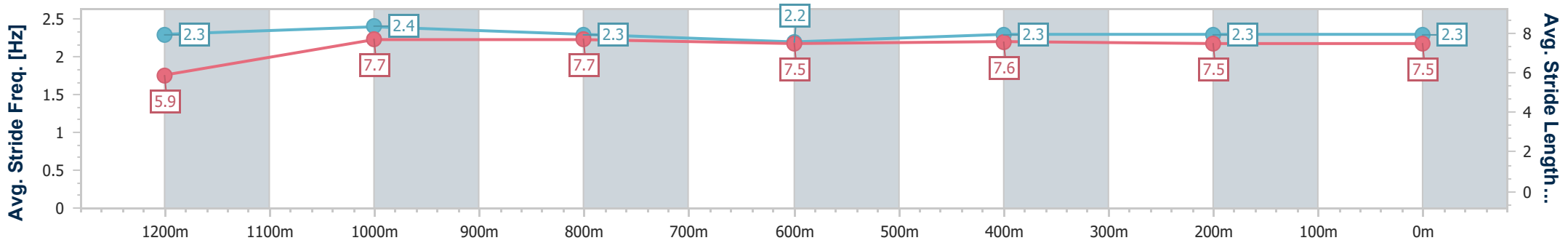
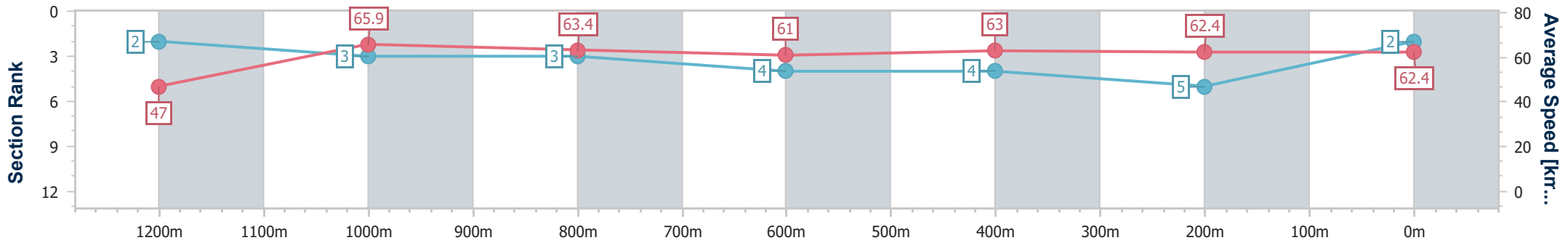
Race 7: IPSWICH PARTY HIRE Class 5 Handicap - 1350m

23 August 2024 - 15:18



Track Rating: Good 4, Weather: Fine, Rail Position: +8m Entire

Section	Overall	1200m	1000m	800m	600m	400m	200m
Section Times	1:20.12 [2] (0:11.52)	1:08.60 [2] (0:10.93)	0:57.67 [3] (0:11.36)	0:46.31 [3] (0:11.78)	0:34.53 [4] (0:11.42)	0:23.11 [4] (0:11.54)	0:11.57 [5] (0:11.57)
Average Speed [km/h]	47.0	65.9	63.4	61.0	63.0	62.4	62.4
Top Speed [km/h]	66.0	67.1	64.4	61.6	64.4	64.3	64.2
Avg. Dist. to Rail [m]	2.0	1.5	0.4	0.7	0.4	0.8	0.4
Avg. Stride Freq. [Hz]	2.3	2.4	2.3	2.2	2.3	2.3	2.3
Avg. Stride Length [m]	5.9	7.7	7.7	7.5	7.6	7.5	7.5



- [] Ranking at each section and finish
- .-.- No data available at this section
- NA No data available



Horse/Jockey Name	Johnny Dash
Final Rank	3
Fastest Section Time (Section)	0:10.76 (1200m)
Top Speed [km/h] (Section)	70.0 (Overall)
Race State	Finished



Ipswich QLD Professional

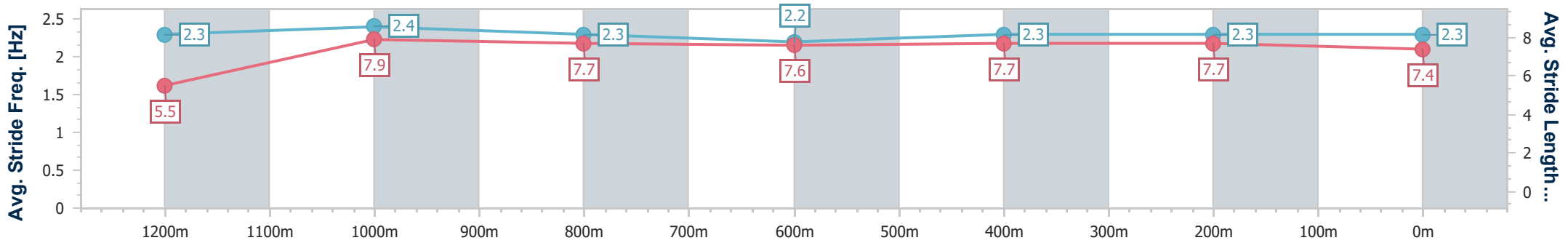
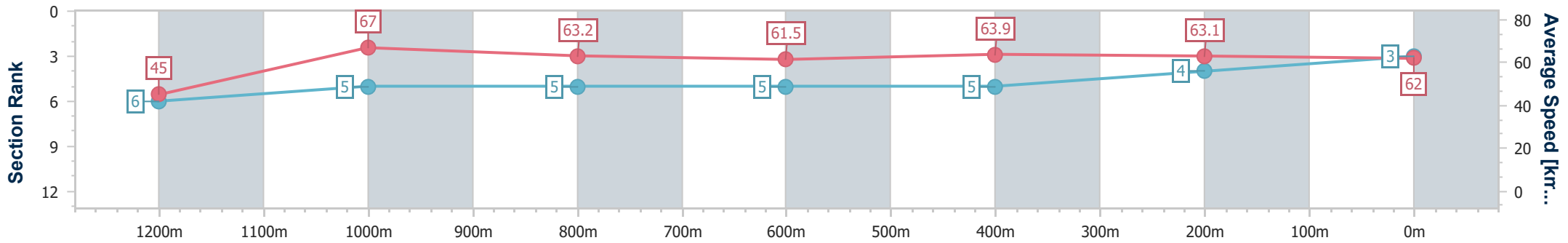
Race 7: IPSWICH PARTY HIRE Class 5 Handicap - 1350m

23 August 2024 - 15:18



Track Rating: Good 4, Weather: Fine, Rail Position: +8m Entire

Section	Overall	1200m	1000m	800m	600m	400m	200m
Section Times	1:20.12 [3] (0:12.00)	1:08.12 [6] (0:10.76)	0:57.36 [5] (0:11.33)	0:46.03 [5] (0:11.66)	0:34.37 [5] (0:11.29)	0:23.08 [5] (0:11.47)	0:11.61 [4] (0:11.61)
Average Speed [km/h]	45.0	67.0	63.2	61.5	63.9	63.1	62.0
Top Speed [km/h]	70.0	69.4	64.3	62.2	64.3	63.7	63.4
Avg. Dist. to Rail [m]	2.5	1.1	1.0	1.1	0.3	2.6	2.5
Avg. Stride Freq. [Hz]	2.3	2.4	2.3	2.2	2.3	2.3	2.3
Avg. Stride Length [m]	5.5	7.9	7.7	7.6	7.7	7.7	7.4



- [] Ranking at each section and finish
- .-.- No data available at this section
- NA No data available



Horse/Jockey Name	Original Glaze
Final Rank	4
Fastest Section Time (Section)	0:10.75 (1200m)
Top Speed [km/h] (Section)	68.3 (1200m)
Race State	Finished



Ipswich QLD Professional

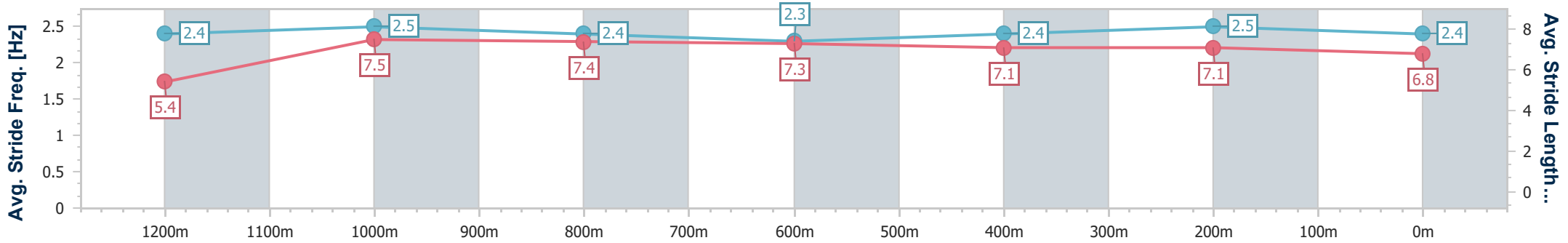
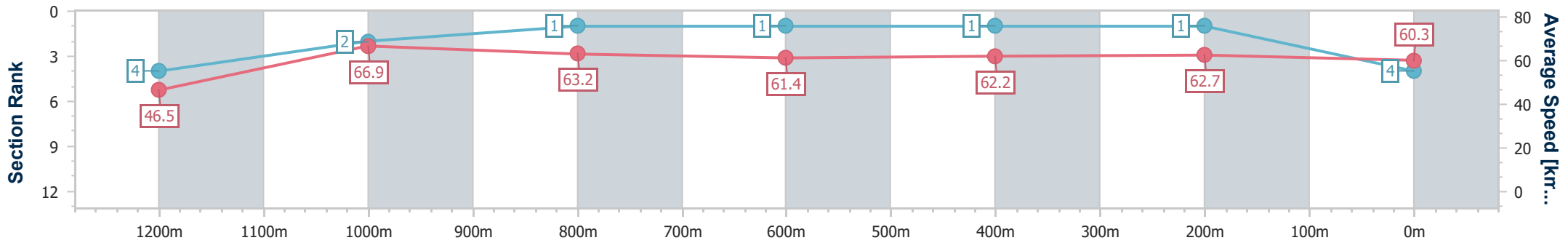
Race 7: IPSWICH PARTY HIRE Class 5 Handicap - 1350m

23 August 2024 - 15:18



Track Rating: Good 4, Weather: Fine, Rail Position: +8m Entire

Section	Overall	1200m	1000m	800m	600m	400m	200m
Section Times	1:20.21 [4] (0:11.58)	1:08.63 [4] (0:10.75)	0:57.88 [2] (0:11.31)	0:46.57 [1] (0:11.65)	0:34.92 [1] (0:11.49)	0:23.43 [1] (0:11.45)	0:11.98 [1] (0:11.98)
Average Speed [km/h]	46.5	66.9	63.2	61.4	62.2	62.7	60.3
Top Speed [km/h]	67.5	68.3	64.2	61.9	63.2	63.5	62.4
Avg. Dist. to Rail [m]	1.8	1.6	2.0	1.9	1.5	0.6	0.5
Avg. Stride Freq. [Hz]	2.4	2.5	2.4	2.3	2.4	2.5	2.4
Avg. Stride Length [m]	5.4	7.5	7.4	7.3	7.1	7.1	6.8



- [] Ranking at each section and finish
- .-.- No data available at this section
- NA No data available



Horse/Jockey Name	Boodua Romance
Final Rank	5
Fastest Section Time (Section)	0:10.81 (1200m)
Top Speed [km/h] (Section)	67.9 (1200m)
Race State	Finished



Ipswich QLD Professional

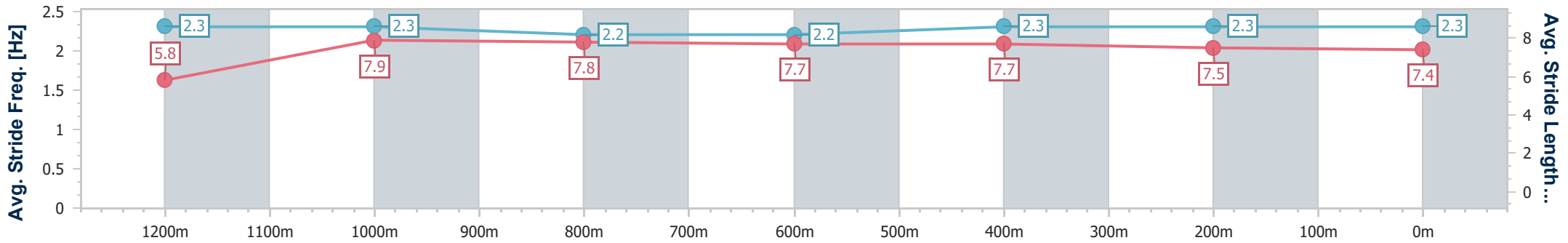
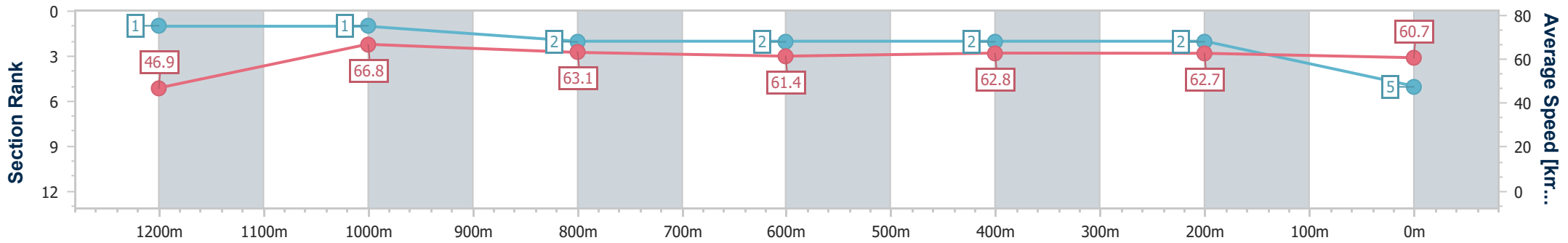
Race 7: IPSWICH PARTY HIRE Class 5 Handicap - 1350m

23 August 2024 - 15:18



Track Rating: Good 4, Weather: Fine, Rail Position: +8m Entire

Section	Overall	1200m	1000m	800m	600m	400m	200m
Section Times	1:20.26 [5] (0:11.51)	1:08.75 [1] (0:10.81)	0:57.94 [1] (0:11.36)	0:46.58 [2] (0:11.71)	0:34.87 [2] (0:11.45)	0:23.42 [2] (0:11.54)	0:11.88 [2] (0:11.88)
Average Speed [km/h]	46.9	66.8	63.1	61.4	62.8	62.7	60.7
Top Speed [km/h]	67.3	67.9	64.7	62.4	64.1	63.6	63.0
Avg. Dist. to Rail [m]	2.0	1.5	0.3	0.5	0.1	1.4	1.5
Avg. Stride Freq. [Hz]	2.3	2.3	2.2	2.2	2.3	2.3	2.3
Avg. Stride Length [m]	5.8	7.9	7.8	7.7	7.7	7.5	7.4



- [] Ranking at each section and finish
- .-.- No data available at this section
- NA No data available



Horse/Jockey Name	Flashing Steel
Final Rank	6
Fastest Section Time (Section)	0:10.95 (1200m)
Top Speed [km/h] (Section)	67.3 (1200m)
Race State	Finished



Ipswich QLD Professional

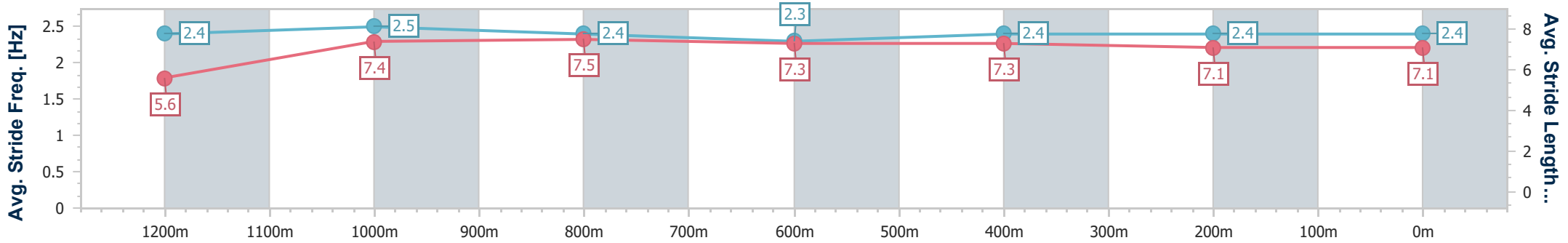
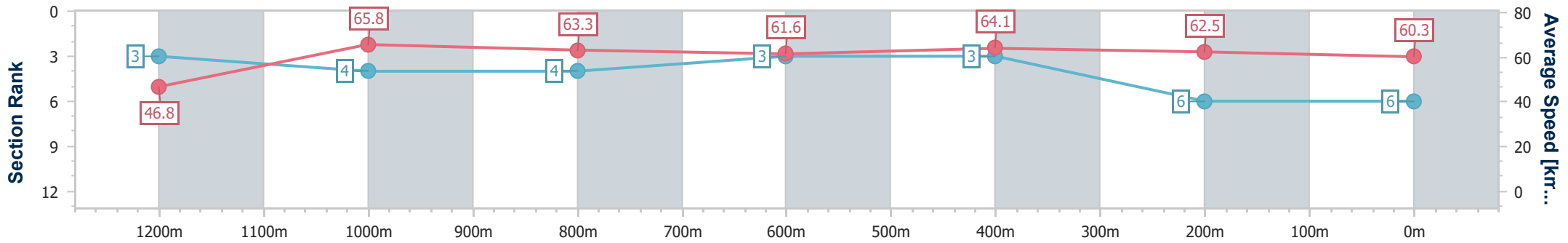
Race 7: IPSWICH PARTY HIRE Class 5 Handicap - 1350m

23 August 2024 - 15:18



Track Rating: Good 4, Weather: Fine, Rail Position: +8m Entire

Section	Overall	1200m	1000m	800m	600m	400m	200m
Section Times	1:20.52 [6] (0:11.55)	1:08.97 [3] (0:10.95)	0:58.02 [4] (0:11.40)	0:46.62 [4] (0:11.68)	0:34.94 [3] (0:11.31)	0:23.63 [3] (0:11.68)	0:11.95 [6] (0:11.95)
Average Speed [km/h]	46.8	65.8	63.3	61.6	64.1	62.5	60.3
Top Speed [km/h]	65.2	67.3	64.7	63.5	64.5	64.1	62.4
Avg. Dist. to Rail [m]	5.3	3.0	0.7	0.2	1.6	3.6	1.5
Avg. Stride Freq. [Hz]	2.4	2.5	2.4	2.3	2.4	2.4	2.4
Avg. Stride Length [m]	5.6	7.4	7.5	7.3	7.3	7.1	7.1



- [] Ranking at each section and finish
- .-.- No data available at this section
- NA No data available



Ipswich QLD Professional

Race 8: THE SHED COMPANY BENCHMARK 62 Handicap - 1350m

23 August 2024 - 15:57



Track Rating: Good 4, Weather: Fine, Rail Position: +8m Entire

Section		Field Times										Last 600m				
		Overall	1200m	1000m	800m	600m	400m						0:34.92			
		1:19.73 (0:11.38)	1:08.35 (0:10.74)	0:57.61 (0:11.12)	0:46.49 (0:11.57)	0:34.92 (0:11.56)	0:23.36 (0:11.42)									
Rank	TAB	Horse/Jockey	Barrier	Top Speed [km/h]	Fastest Section											Distance Travelled [m]
1	5	DIRT CHEAP James Orman	14	67.6 1200m	0:10.75 1200m	1:19.73 [1] (0:11.40)	1:08.33 [2] (0:10.75)	0:57.58 [2] (0:11.14)	0:46.44 [2] (0:11.65)	0:34.79 [2] (0:11.47)	0:23.32 [2] (0:11.38)	0:34.79				
2	14	ADMONISH Damien Thornton	3	67.2 1200m	0:10.86 1200m	1:19.95 [2] (0:11.81)	1:08.14 [6] (0:10.86)	0:57.28 [5] (0:11.11)	0:46.17 [5] (0:11.65)	0:34.52 [5] (0:11.20)	0:23.32 [3] (0:11.22)	0:34.52	+0			
3	10	JUKEBOX IN SIBERIA Ron Stewart	9	67.4 1200m	0:10.85 1200m	1:20.14 [3] (0:11.44)	1:08.70 [3] (0:10.85)	0:57.85 [3] (0:11.23)	0:46.62 [4] (0:11.68)	0:34.94 [4] (0:11.44)	0:23.50 [4] (0:11.52)	0:34.94	-1			
4	8	SCRIPT WRITER Bailey Wheeler	5	66.9 1200m	0:10.84 1200m	1:20.21 [4] (0:12.01)	1:08.20 [7] (0:10.84)	0:57.36 [7] (0:11.11)	0:46.25 [7] (0:11.65)	0:34.60 [7] (0:11.24)	0:23.36 [6] (0:11.40)	0:34.60	+0			
5	17	SATASHI Emily Lang	15	67.2 1000m	0:10.79 1000m	1:20.47 [5] (0:12.51)	1:07.96 [9] (0:11.10)	0:56.86 [9] (0:10.79)	0:46.07 [9] (0:11.60)	0:34.47 [9] (0:11.31)	0:23.16 [9] (0:11.21)	0:34.47	+1			
6	1	DRAGON PINS Noel Callow	2	66.9 Overall	0:10.98 1200m	1:20.60 [6] (0:11.70)	1:08.90 [5] (0:10.98)	0:57.92 [6] (0:11.18)	0:46.74 [6] (0:11.63)	0:35.11 [6] (0:11.52)	0:23.59 [7] (0:11.51)	0:35.11	-1			
7	16	PARUES Samantha Collett	4	68.6 1200m	0:10.74 1200m	1:20.66 [7] (0:11.38)	1:09.28 [1] (0:10.74)	0:58.54 [1] (0:11.12)	0:47.42 [1] (0:11.57)	0:35.85 [1] (0:11.56)	0:24.29 [1] (0:11.75)	0:35.85	-1			
8	6	ATOMIC SELFIE Michael Cahill	8	67.2 1200m	0:10.82 1200m	1:21.25 [8] (0:11.53)	1:09.72 [4] (0:10.82)	0:58.90 [4] (0:11.09)	0:47.81 [3] (0:11.68)	0:36.13 [3] (0:11.62)	0:24.51 [5] (0:11.84)	0:36.13	-3			
9	15	MAURIZMA Taylor Marshall	12	66.3 1200m	0:10.96 1000m	1:21.42 [9] (0:12.10)	1:09.32 [8] (0:11.09)	0:58.23 [8] (0:10.96)	0:47.27 [8] (0:11.57)	0:35.70 [8] (0:11.50)	0:24.20 [8] (0:11.79)	0:35.70	-2			

Scratched: Hell (#2), Sleigh Queen (#9), It'smemario (#3), Cavaup (#12), Zattastar (#11), Draft Day (#7), Noble Beauty (#13), Lucky Bean (#18), Devocean (#4)

[] Ranking at each section and finish
 -:-:- No data available at this section
 NA No data available

SCN Saddle cloth number
 DNF Did not finish
 DNT Did not track



Ipswich QLD Professional

Race 8: THE SHED COMPANY BENCHMARK 62 Handicap - 1350m

23 August 2024 - 15:57



Track Rating: Good 4, Weather: Fine, Rail Position: +8m Entire

Section				200m				Last 600m	
Field Times				0:11.94 (0:11.94)				0:34.92	
Rank	TAB	Horse/Jockey	Barrier	Top Speed [km/h]	Fastest Section	Margin			Distance Travelled [m]
1	5	DIRT CHEAP James Orman	14	67.6 1200m	0:10.75 1200m	0:11.94 [1] (0:11.94)	1:19.73		0:34.79
2	14	ADMONISH Damien Thornton	3	67.2 1200m	0:10.86 1200m	0:12.10 [2] (0:12.10)	1.29L		0:34.52 +0
3	10	JUKEBOX IN SIBERIA Ron Stewart	9	67.4 1200m	0:10.85 1200m	0:11.98 [4] (0:11.98)	2.46L		0:34.94 -1
4	8	SCRIPT WRITER Bailey Wheeler	5	66.9 1200m	0:10.84 1200m	0:11.96 [5] (0:11.96)	2.86L		0:34.60 +0
5	17	SATASHI Emily Lang	15	67.2 1000m	0:10.79 1000m	0:11.95 [6] (0:11.95)	4.38L		0:34.47 +1
6	1	DRAGON PINS Noel Callow	2	66.9 Overall	0:10.98 1200m	0:12.08 [7] (0:12.08)	5.11L		0:35.11 -1
7	16	PARUES Samantha Collett	4	68.6 1200m	0:10.74 1200m	0:12.54 [3] (0:12.54)	5.48L		0:35.85 -1
8	6	ATOMIC SELFIE Michael Cahill	8	67.2 1200m	0:10.82 1200m	0:12.67 [8] (0:12.67)	8.99L		0:36.13 -3
9	15	MAURIZMA Taylor Marshall	12	66.3 1200m	0:10.96 1000m	0:12.41 [9] (0:12.41)	9.97L		0:35.70 -2

Scratched: Hell (#2), Sleigh Queen (#9), It'smemario (#3), Cavaup (#12), Zattastar (#11), Draft Day (#7), Noble Beauty (#13), Lucky Bean (#18), Devocean (#4)

[] Ranking at each section and finish
 -:-:- No data available at this section
 NA No data available

SCN Saddle cloth number
 DNF Did not finish
 DNT Did not track



Horse/Jockey Name	Dirt Cheap
Final Rank	1
Fastest Section Time (Section)	0:10.75 (1200m)
Top Speed [km/h] (Section)	67.6 (1200m)
Race State	Finished



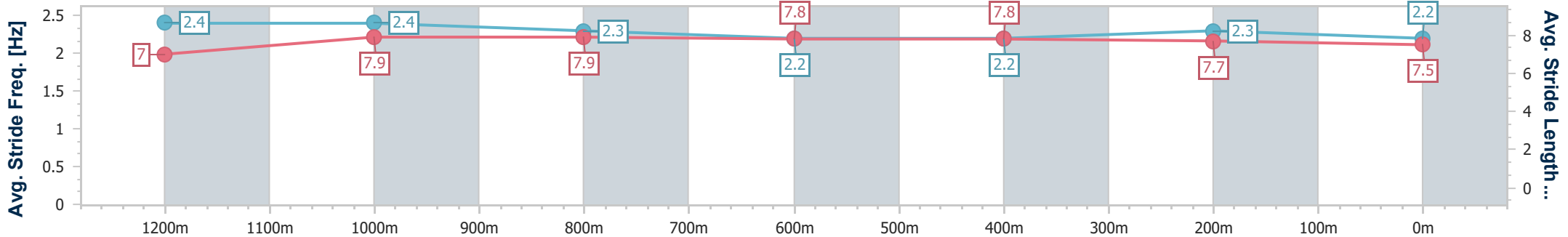
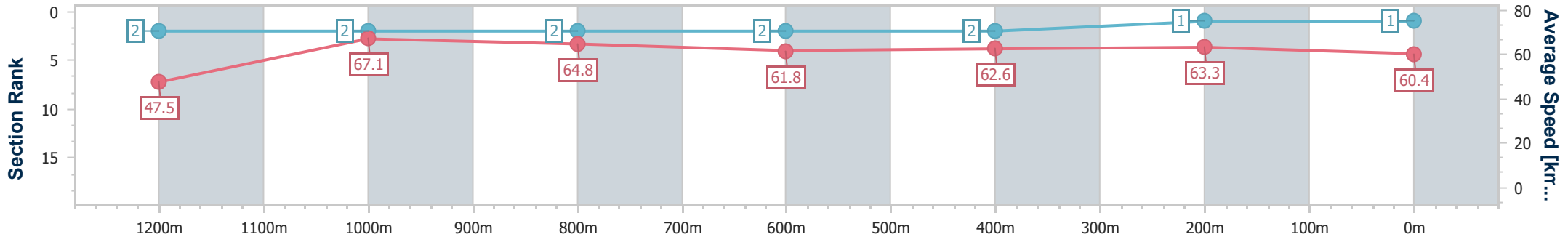
Ipswich QLD Professional
 Race 8: THE SHED COMPANY BENCHMARK 62 Handicap - 1350m



23 August 2024 - 15:57

Track Rating: Good 4, Weather: Fine, Rail Position: +8m Entire

Section	Overall	1200m	1000m	800m	600m	400m	200m
Section Times	1:19.73 [1] (0:11.40)	1:08.33 [2] (0:10.75)	0:57.58 [2] (0:11.14)	0:46.44 [2] (0:11.65)	0:34.79 [2] (0:11.47)	0:23.32 [2] (0:11.38)	0:11.94 [1] (0:11.94)
Average Speed [km/h]	47.5	67.1	64.8	61.8	62.6	63.3	60.4
Top Speed [km/h]	66.8	67.6	66.9	62.5	63.4	63.8	62.8
Avg. Dist. to Rail [m]	4.9	1.8	1.0	0.1	0.2	0.5	0.7
Avg. Stride Freq. [Hz]	2.4	2.4	2.3	2.2	2.2	2.3	2.2
Avg. Stride Length [m]	7.0	7.9	7.9	7.8	7.8	7.7	7.5



- [] Ranking at each section and finish
- .-.- No data available at this section
- NA No data available



Horse/Jockey Name	Admonish
Final Rank	2
Fastest Section Time (Section)	0:10.86 (1200m)
Top Speed [km/h] (Section)	67.2 (1200m)
Race State	Finished



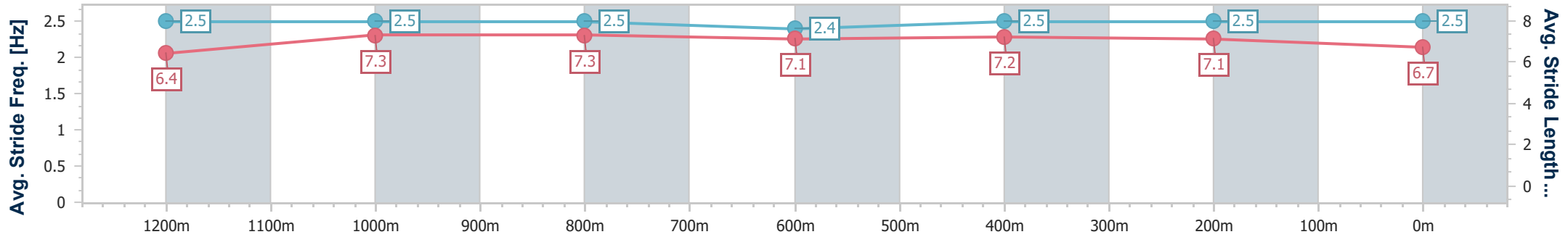
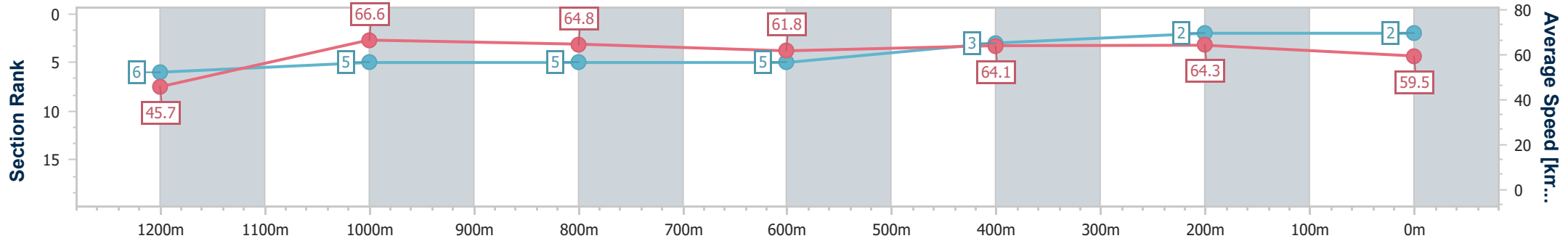
Ipswich QLD Professional
Race 8: THE SHED COMPANY BENCHMARK 62 Handicap - 1350m



23 August 2024 - 15:57

Track Rating: Good 4, Weather: Fine, Rail Position: +8m Entire

Section	Overall	1200m	1000m	800m	600m	400m	200m
Section Times	1:19.95 [2] (0:11.81)	1:08.14 [6] (0:10.86)	0:57.28 [5] (0:11.11)	0:46.17 [5] (0:11.65)	0:34.52 [5] (0:11.20)	0:23.32 [3] (0:11.22)	0:12.10 [2] (0:12.10)
Average Speed [km/h]	45.7	66.6	64.8	61.8	64.1	64.3	59.5
Top Speed [km/h]	65.6	67.2	66.1	63.1	66.0	65.7	62.9
Avg. Dist. to Rail [m]	1.0	1.1	1.3	0.3	0.5	0.7	0.8
Avg. Stride Freq. [Hz]	2.5	2.5	2.5	2.4	2.5	2.5	2.5
Avg. Stride Length [m]	6.4	7.3	7.3	7.1	7.2	7.1	6.7



- [] Ranking at each section and finish
- .-.- No data available at this section
- NA No data available



Horse/Jockey Name	Jukebox In Siberia
Final Rank	3
Fastest Section Time (Section)	0:10.85 (1200m)
Top Speed [km/h] (Section)	67.4 (1200m)
Race State	Finished



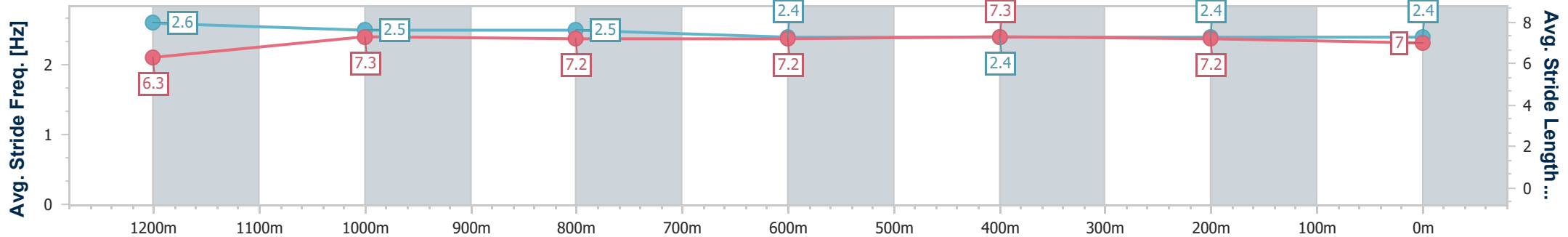
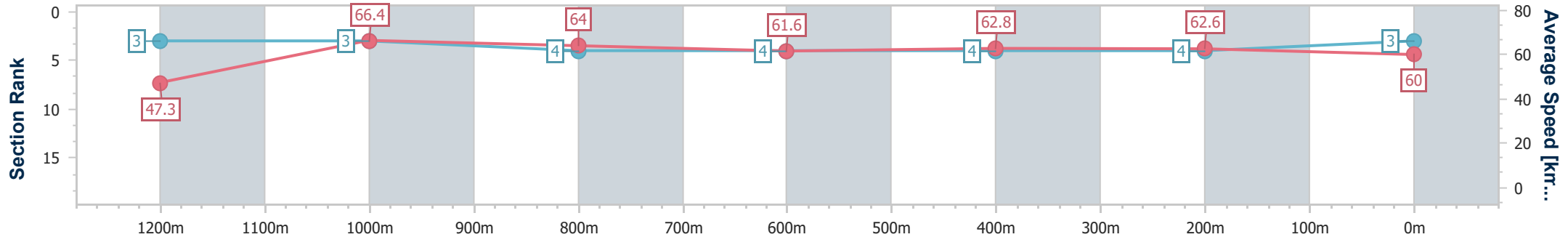
Ipswich QLD Professional
Race 8: THE SHED COMPANY BENCHMARK 62 Handicap - 1350m



23 August 2024 - 15:57

Track Rating: Good 4, Weather: Fine, Rail Position: +8m Entire

Section	Overall	1200m	1000m	800m	600m	400m	200m
Section Times	1:20.14 [3] (0:11.44)	1:08.70 [3] (0:10.85)	0:57.85 [3] (0:11.23)	0:46.62 [4] (0:11.68)	0:34.94 [4] (0:11.44)	0:23.50 [4] (0:11.52)	0:11.98 [4] (0:11.98)
Average Speed [km/h]	47.3	66.4	64.0	61.6	62.8	62.6	60.0
Top Speed [km/h]	67.0	67.4	65.2	62.4	63.3	63.2	62.5
Avg. Dist. to Rail [m]	3.7	1.0	0.5	0.5	0.4	1.3	2.4
Avg. Stride Freq. [Hz]	2.6	2.5	2.5	2.4	2.4	2.4	2.4
Avg. Stride Length [m]	6.3	7.3	7.2	7.2	7.3	7.2	7.0



- [] Ranking at each section and finish
- .-.- No data available at this section
- NA No data available



Horse/Jockey Name	Script Writer
Final Rank	4
Fastest Section Time (Section)	0:10.84 (1200m)
Top Speed [km/h] (Section)	66.9 (1200m)
Race State	Finished



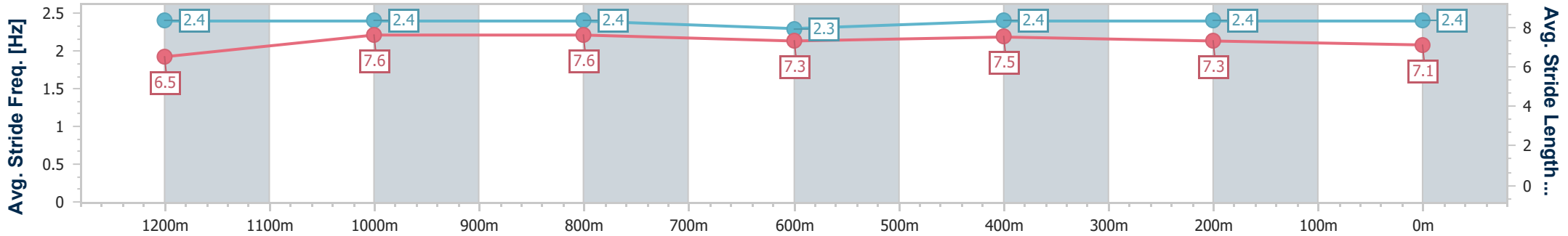
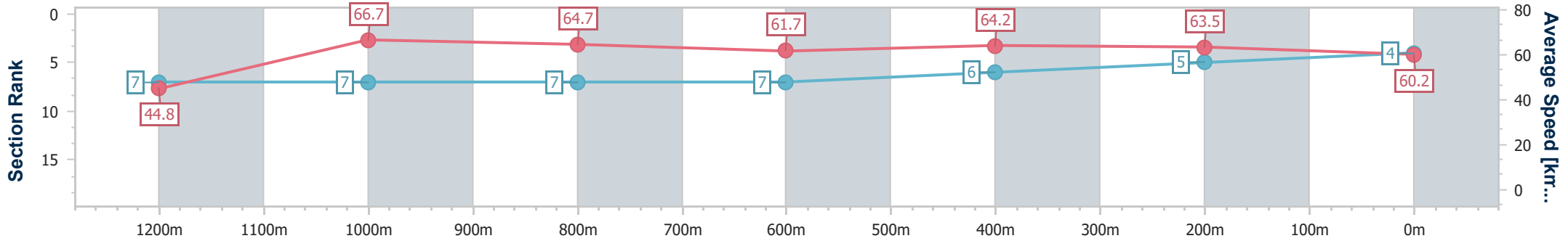
Ipswich QLD Professional
Race 8: THE SHED COMPANY BENCHMARK 62 Handicap - 1350m



23 August 2024 - 15:57

Track Rating: Good 4, Weather: Fine, Rail Position: +8m Entire

Section	Overall	1200m	1000m	800m	600m	400m	200m
Section Times	1:20.21 [4] (0:12.01)	1:08.20 [7] (0:10.84)	0:57.36 [7] (0:11.11)	0:46.25 [7] (0:11.65)	0:34.60 [7] (0:11.24)	0:23.36 [6] (0:11.40)	0:11.96 [5] (0:11.96)
Average Speed [km/h]	44.8	66.7	64.7	61.7	64.2	63.5	60.2
Top Speed [km/h]	64.9	66.9	66.4	63.2	64.7	65.0	62.0
Avg. Dist. to Rail [m]	0.8	0.6	0.5	0.2	0.7	2.4	3.4
Avg. Stride Freq. [Hz]	2.4	2.4	2.4	2.3	2.4	2.4	2.4
Avg. Stride Length [m]	6.5	7.6	7.6	7.3	7.5	7.3	7.1



- [] Ranking at each section and finish
- .-.- No data available at this section
- NA No data available



Horse/Jockey Name	Satashi
Final Rank	5
Fastest Section Time (Section)	0:10.79 (1000m)
Top Speed [km/h] (Section)	67.2 (1000m)
Race State	Finished



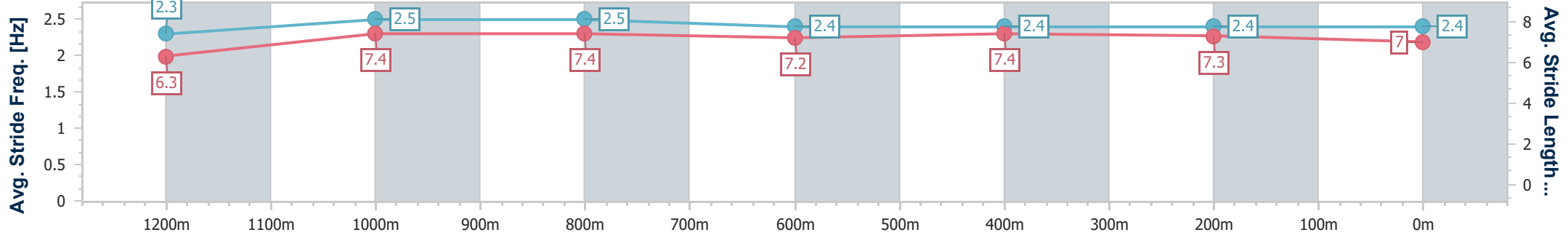
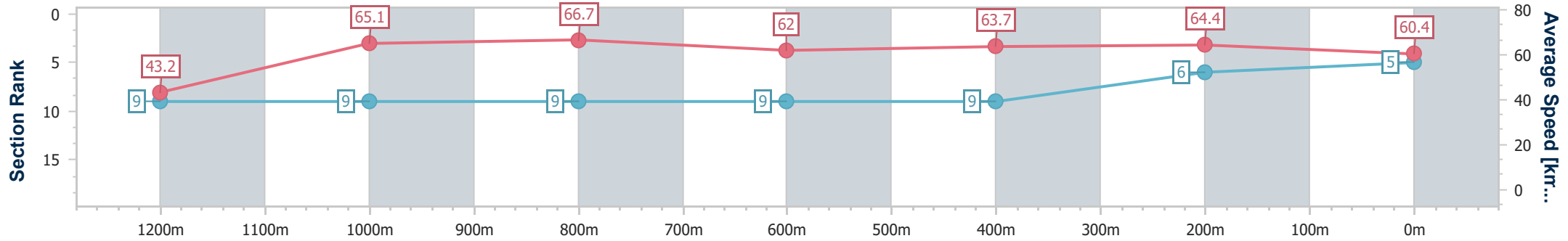
Ipswich QLD Professional
Race 8: THE SHED COMPANY BENCHMARK 62 Handicap - 1350m



23 August 2024 - 15:57

Track Rating: Good 4, Weather: Fine, Rail Position: +8m Entire

Section	Overall	1200m	1000m	800m	600m	400m	200m
Section Times	1:20.47 [5] (0:12.51)	1:07.96 [9] (0:11.10)	0:56.86 [9] (0:10.79)	0:46.07 [9] (0:11.60)	0:34.47 [9] (0:11.31)	0:23.16 [9] (0:11.21)	0:11.95 [6] (0:11.95)
Average Speed [km/h]	43.2	65.1	66.7	62.0	63.7	64.4	60.4
Top Speed [km/h]	61.9	66.7	67.2	65.0	65.3	65.9	63.2
Avg. Dist. to Rail [m]	3.9	0.6	0.4	0.2	0.8	2.2	4.6
Avg. Stride Freq. [Hz]	2.3	2.5	2.5	2.4	2.4	2.4	2.4
Avg. Stride Length [m]	6.3	7.4	7.4	7.2	7.4	7.3	7.0



- [] Ranking at each section and finish
- .-.- No data available at this section
- NA No data available



Horse/Jockey Name	Dragon Pins
Final Rank	6
Fastest Section Time (Section)	0:10.98 (1200m)
Top Speed [km/h] (Section)	66.9 (Overall)
Race State	Finished



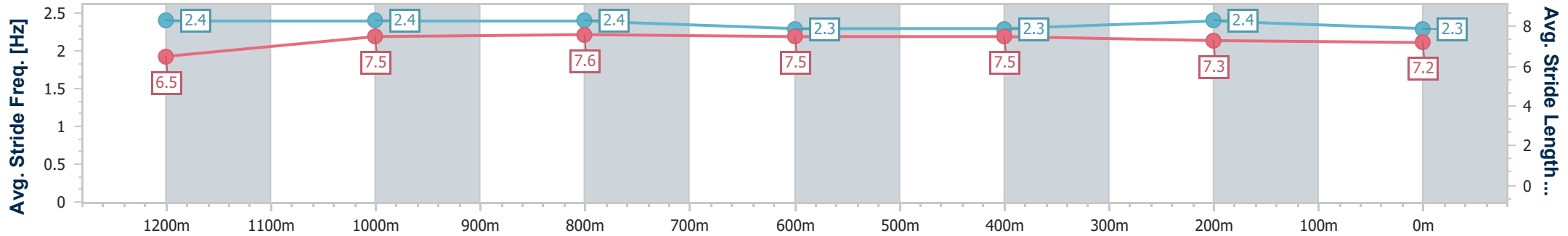
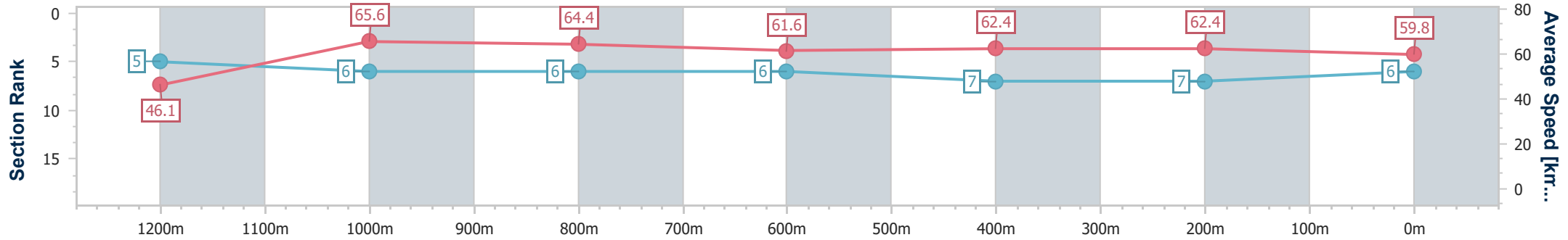
Ipswich QLD Professional
 Race 8: THE SHED COMPANY BENCHMARK 62 Handicap - 1350m



23 August 2024 - 15:57

Track Rating: Good 4, Weather: Fine, Rail Position: +8m Entire

Section	Overall	1200m	1000m	800m	600m	400m	200m
Section Times	1:20.60 [6] (0:11.70)	1:08.90 [5] (0:10.98)	0:57.92 [6] (0:11.18)	0:46.74 [6] (0:11.63)	0:35.11 [6] (0:11.52)	0:23.59 [7] (0:11.51)	0:12.08 [7] (0:12.08)
Average Speed [km/h]	46.1	65.6	64.4	61.6	62.4	62.4	59.8
Top Speed [km/h]	66.9	65.9	65.1	62.8	62.8	63.0	62.3
Avg. Dist. to Rail [m]	1.2	0.3	0.2	0.6	0.5	0.8	0.8
Avg. Stride Freq. [Hz]	2.4	2.4	2.4	2.3	2.3	2.4	2.3
Avg. Stride Length [m]	6.5	7.5	7.6	7.5	7.5	7.3	7.2



- [] Ranking at each section and finish
- .-.- No data available at this section
- NA No data available



Horse/Jockey Name	Parues
Final Rank	7
Fastest Section Time (Section)	0:10.74 (1200m)
Top Speed [km/h] (Section)	68.6 (1200m)
Race State	Finished



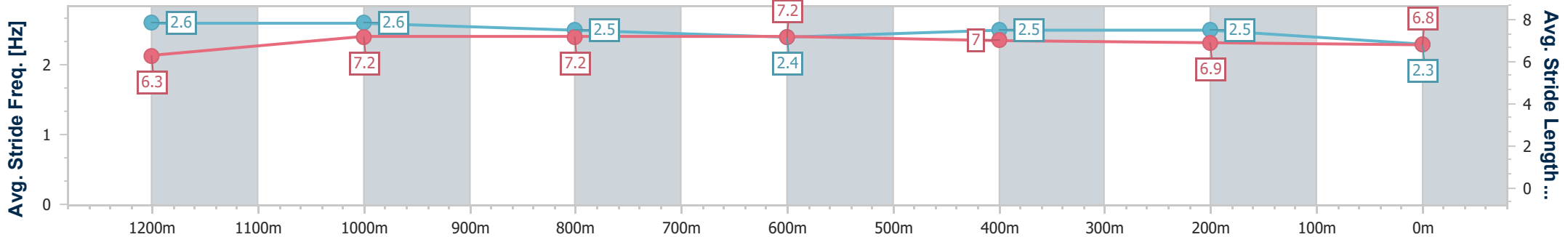
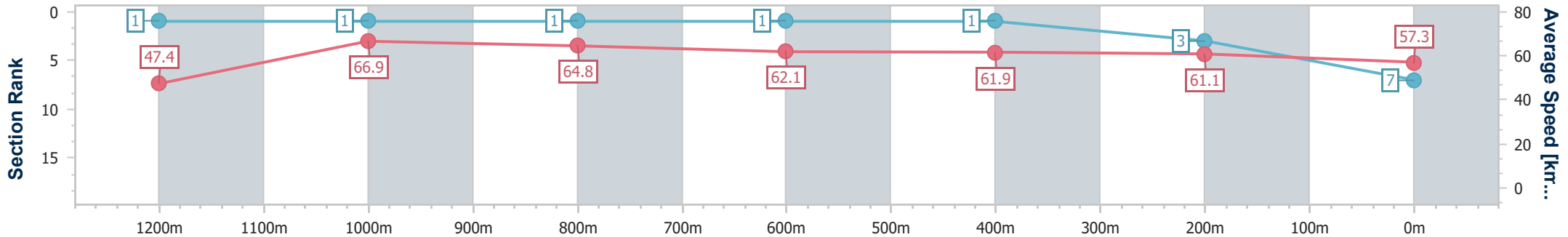
Ipswich QLD Professional
Race 8: THE SHED COMPANY BENCHMARK 62 Handicap - 1350m



23 August 2024 - 15:57

Track Rating: Good 4, Weather: Fine, Rail Position: +8m Entire

Section	Overall	1200m	1000m	800m	600m	400m	200m
Section Times	1:20.66 [7] (0:11.38)	1:09.28 [1] (0:10.74)	0:58.54 [1] (0:11.12)	0:47.42 [1] (0:11.57)	0:35.85 [1] (0:11.56)	0:24.29 [1] (0:11.75)	0:12.54 [3] (0:12.54)
Average Speed [km/h]	47.4	66.9	64.8	62.1	61.9	61.1	57.3
Top Speed [km/h]	67.3	68.6	66.3	63.1	62.6	62.2	60.6
Avg. Dist. to Rail [m]	0.9	0.5	0.2	0.8	0.7	1.9	0.8
Avg. Stride Freq. [Hz]	2.6	2.6	2.5	2.4	2.5	2.5	2.3
Avg. Stride Length [m]	6.3	7.2	7.2	7.2	7.0	6.9	6.8



- [] Ranking at each section and finish
- .-.- No data available at this section
- NA No data available



Horse/Jockey Name	Atomic Selfie
Final Rank	8
Fastest Section Time (Section)	0:10.82 (1200m)
Top Speed [km/h] (Section)	67.2 (1200m)
Race State	Finished



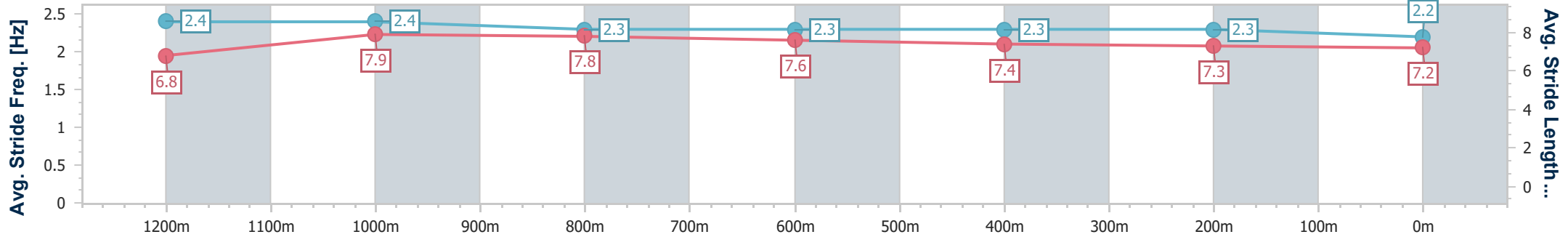
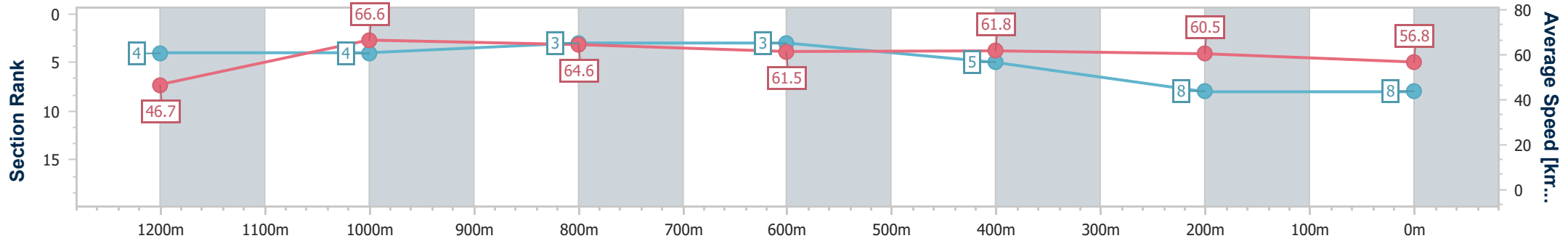
Ipswich QLD Professional
Race 8: THE SHED COMPANY BENCHMARK 62 Handicap - 1350m



23 August 2024 - 15:57

Track Rating: Good 4, Weather: Fine, Rail Position: +8m Entire

Section	Overall	1200m	1000m	800m	600m	400m	200m
Section Times	1:21.25 [8] (0:11.53)	1:09.72 [4] (0:10.82)	0:58.90 [4] (0:11.09)	0:47.81 [3] (0:11.68)	0:36.13 [3] (0:11.62)	0:24.51 [5] (0:11.84)	0:12.67 [8] (0:12.67)
Average Speed [km/h]	46.7	66.6	64.6	61.5	61.8	60.5	56.8
Top Speed [km/h]	65.4	67.2	65.6	64.1	62.1	61.9	59.2
Avg. Dist. to Rail [m]	2.6	0.5	1.1	1.0	1.0	0.9	0.4
Avg. Stride Freq. [Hz]	2.4	2.4	2.3	2.3	2.3	2.3	2.2
Avg. Stride Length [m]	6.8	7.9	7.8	7.6	7.4	7.3	7.2



- [] Ranking at each section and finish
- .-.- No data available at this section
- NA No data available



Horse/Jockey Name	Maurizma
Final Rank	9
Fastest Section Time (Section)	0:10.96 (1000m)
Top Speed [km/h] (Section)	66.3 (1200m)
Race State	Finished



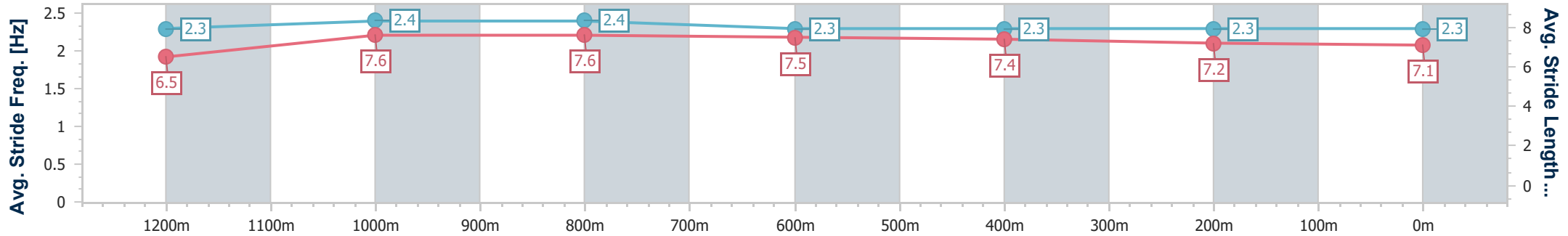
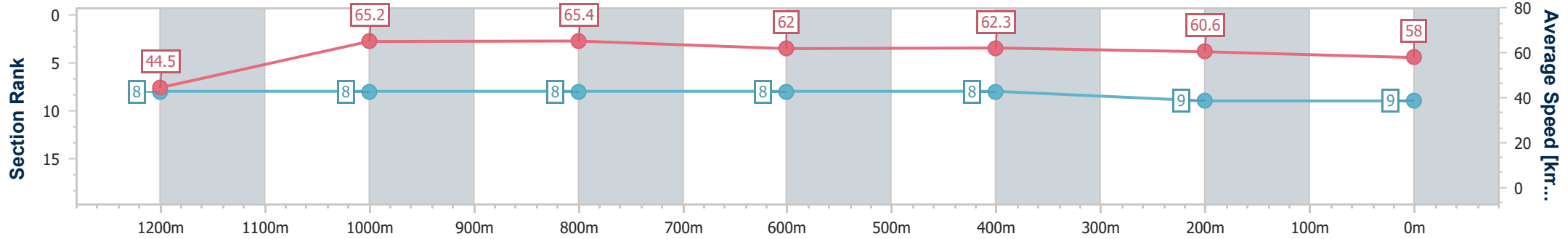
Ipswich QLD Professional
Race 8: THE SHED COMPANY BENCHMARK 62 Handicap - 1350m



23 August 2024 - 15:57

Track Rating: Good 4, Weather: Fine, Rail Position: +8m Entire

Section	Overall	1200m	1000m	800m	600m	400m	200m
Section Times	1:21.42 [9] (0:12.10)	1:09.32 [8] (0:11.09)	0:58.23 [8] (0:10.96)	0:47.27 [8] (0:11.57)	0:35.70 [8] (0:11.50)	0:24.20 [8] (0:11.79)	0:12.41 [9] (0:12.41)
Average Speed [km/h]	44.5	65.2	65.4	62.0	62.3	60.6	58.0
Top Speed [km/h]	64.3	66.3	66.2	64.2	62.7	62.3	59.5
Avg. Dist. to Rail [m]	2.6	1.2	0.4	1.4	1.5	1.0	1.1
Avg. Stride Freq. [Hz]	2.3	2.4	2.4	2.3	2.3	2.3	2.3
Avg. Stride Length [m]	6.5	7.6	7.6	7.5	7.4	7.2	7.1



- [] Ranking at each section and finish
- .-.- No data available at this section
- NA No data available

Track Rating: Good 4, Weather: Fine, Rail Position: +8m Entire

Section													Last 600m	
Field Times		Overall	1000m	800m	600m	400m	200m						0:34.20	
		1:03.70 (0:07.91)	0:55.79 (0:10.75)	0:45.04 (0:10.84)	0:34.20 (0:11.24)	0:22.96 (0:11.21)	0:11.75 (0:11.75)							
Rank	TAB	Horse/Jockey	Barrier	Top Speed [km/h]	Fastest Section							Margin	Distance Travelled [m]	
1	7	CATWALK CRIMINAL	11	68.0	0:07.91	1:03.70 [1]	0:55.79 [1]	0:45.04 [1]	0:34.10 [3]	0:22.81 [4]	0:11.49 [2]	1:03.70	0:34.10	
		Emily Lang		1000m	Overall	(0:07.91)	(0:10.75)	(0:10.94)	(0:11.29)	(0:11.32)	(0:11.49)			
2	1	RUSSIAN SUB	16	69.7	0:08.15	1:03.84 [2]	0:55.69 [2]	0:45.02 [3]	0:34.27 [2]	0:23.08 [2]	0:11.89 [1]	0.84L	0:34.27	-3
		Marnu Potgieter		800m	Overall	(0:08.15)	(0:10.67)	(0:10.75)	(0:11.19)	(0:11.19)	(0:11.89)			
3	16	A LOT OF BOOTY	7	67.8	0:08.20	1:03.89 [3]	0:55.69 [4]	0:44.74 [6]	0:33.78 [7]	0:22.72 [7]	0:11.50 [5]	1.12L	0:33.78	-3
		Tahlia Fenlon		1000m	Overall	(0:08.20)	(0:10.95)	(0:10.96)	(0:11.06)	(0:11.22)	(0:11.50)			
4	11	MIST OF DAWN	1	69.1	0:08.38	1:04.09 [4]	0:55.71 [9]	0:44.29 [12]	0:33.52 [12]	0:22.48 [12]	0:11.36 [12]	2.3L	0:33.52	-1
		Damien Thornton		800m	Overall	(0:08.38)	(0:11.42)	(0:10.77)	(0:11.04)	(0:11.12)	(0:11.36)			
5	14	QUADE	2	69.0	0:08.36	1:04.15 [5]	0:55.79 [8]	0:44.59 [10]	0:33.79 [10]	0:22.75 [10]	0:11.52 [9]	2.67L	0:33.79	+2
		James Orman		1000m	Overall	(0:08.36)	(0:11.20)	(0:10.80)	(0:11.04)	(0:11.23)	(0:11.52)			
6	10	JOJO RABBIT	17	69.6	0:08.21	1:04.24 [6]	0:56.03 [5]	0:45.47 [2]	0:34.74 [1]	0:23.50 [1]	0:12.02 [3]	3.21L	0:34.74	+0
		Nikita Beriman		1000m	Overall	(0:08.21)	(0:10.56)	(0:10.73)	(0:11.24)	(0:11.48)	(0:12.02)			
7	5	HE'S FOR THE GIRLS	20	68.2	0:08.47	1:04.28 [7]	0:55.81 [11]	0:44.82 [9]	0:34.01 [9]	0:23.09 [9]	0:11.72 [7]	3.4L	0:34.01	+5
		Taylor Marshall		600m	Overall	(0:08.47)	(0:10.99)	(0:10.81)	(0:10.92)	(0:11.37)	(0:11.72)			
8	13	TREASURER	5	68.4	0:08.62	1:04.34 [8]	0:55.72 [12]	0:44.63 [11]	0:33.89 [11]	0:22.88 [11]	0:11.67 [10]	3.75L	0:33.89	+4
		Micheal Hellyer		800m	Overall	(0:08.62)	(0:11.09)	(0:10.74)	(0:11.01)	(0:11.21)	(0:11.67)			
9	12	FIRST PERSON	4	68.3	0:08.35	1:04.44 [9]	0:56.09 [6]	0:45.14 [7]	0:34.34 [6]	0:23.28 [6]	0:11.96 [6]	4.37L	0:34.34	-2
		Michael Rodd		800m	Overall	(0:08.35)	(0:10.95)	(0:10.80)	(0:11.06)	(0:11.32)	(0:11.96)			
10	17	LUMENS LENNY	9	68.4	0:08.17	1:04.57 [10]	0:56.40 [3]	0:45.52 [5]	0:34.81 [4]	0:23.75 [3]	0:12.25 [4]	5.12L	0:34.81	-2
		Bailey Wheeler		800m	Overall	(0:08.17)	(0:10.88)	(0:10.71)	(0:11.06)	(0:11.50)	(0:12.25)			

Scratched: Sir Carter (#2), Figment (#9), Magic Island (#8), Edge Of Seventeen (#19), Port Erin (#20), Rich Minx (#18), Antonito (#4), Bravely (#15)



Ipswich QLD Professional
 Race 9: TAB BENCHMARK 62 Handicap - 1100m
 23 August 2024 - 16:35



Track Rating: Good 4, Weather: Fine, Rail Position: +8m Entire

Section	Overall	1000m	800m	600m	400m	200m	Last 600m
Field Times	1:03.70 (0:07.91)	0:55.79 (0:10.75)	0:45.04 (0:10.84)	0:34.20 (0:11.24)	0:22.96 (0:11.21)	0:11.75 (0:11.75)	0:34.20

Rank	TAB	Horse/Jockey	Barrier	Top Speed [km/h]	Fastest Section	Overall	1000m	800m	600m	400m	200m	Margin	Distance Travelled [m]
11	6	HELIKEDEMPRETTY	15	68.6	0:08.44	1:04.79 [11]	0:56.35 [10]	0:45.44 [8]	0:34.66 [8]	0:23.61 [8]	0:12.08 [11]	6.39L	0:34.66 +6
		Noel Callow		800m	Overall	(0:08.44)	(0:10.91)	(0:10.78)	(0:11.05)	(0:11.53)	(0:12.08)		
12	3	MILTON ROAD	8	69.4	0:08.36	1:04.93 [12]	0:56.57 [7]	0:45.91 [4]	0:35.15 [5]	0:23.99 [5]	0:12.37 [8]	7.26L	0:35.15 +4
		Ryan Maloney		1000m	Overall	(0:08.36)	(0:10.66)	(0:10.76)	(0:11.16)	(0:11.62)	(0:12.37)		

Scratched: Sir Carter (#2), Figment (#9), Magic Island (#8), Edge Of Seventeen (#19), Port Erin (#20), Rich Minx (#18), Antonito (#4), Bravely (#15)

[] Ranking at each section and finish
 -:-:- No data available at this section
 NA No data available

SCN Saddle cloth number
 DNF Did not finish
 DNT Did not track



Horse/Jockey Name	Catwalk Criminal
Final Rank	1
Fastest Section Time (Section)	0:07.91 (Overall)
Top Speed [km/h] (Section)	68.0 (1000m)
Race State	Finished



Ipswich QLD Professional

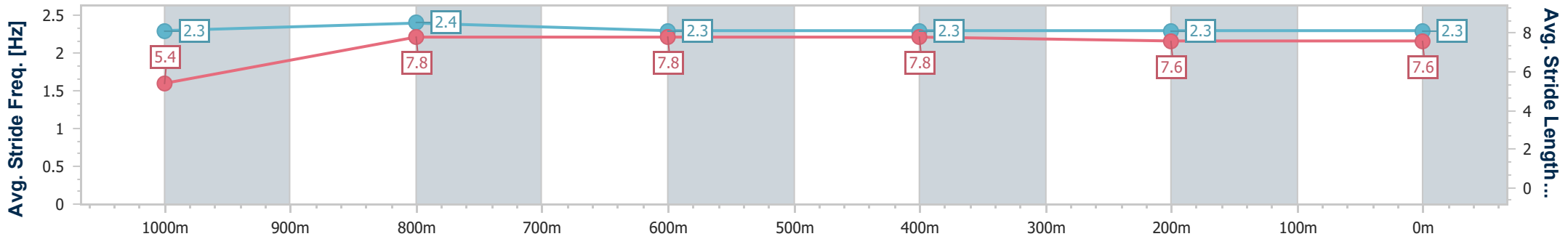
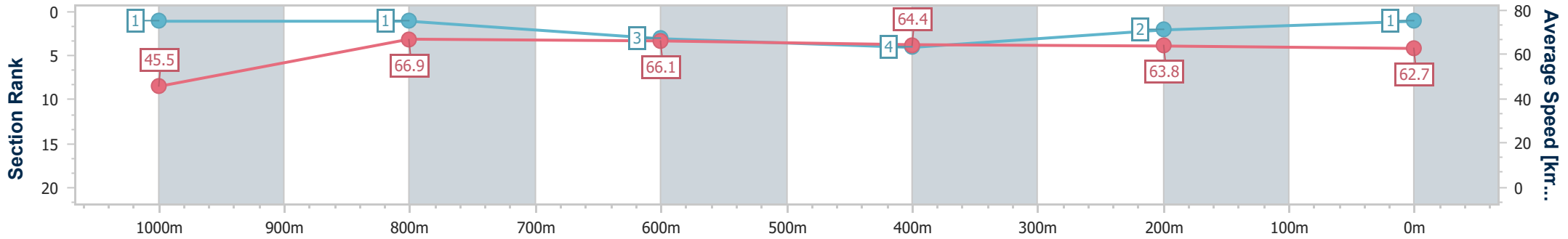
Race 9: TAB BENCHMARK 62 Handicap - 1100m

23 August 2024 - 16:35



Track Rating: Good 4, Weather: Fine, Rail Position: +8m Entire

Section	Overall	1000m	800m	600m	400m	200m
Section Times	1:03.70 [1] (0:07.91)	0:55.79 [1] (0:10.75)	0:45.04 [1] (0:10.94)	0:34.10 [3] (0:11.29)	0:22.81 [4] (0:11.32)	0:11.49 [2]
Average Speed [km/h]	45.5	66.9	66.1	64.4	63.8	62.7
Top Speed [km/h]	67.1	68.0	67.3	66.2	65.0	64.8
Avg. Dist. to Rail [m]	7.2	0.7	0.9	2.0	0.8	0.3
Avg. Stride Freq. [Hz]	2.3	2.4	2.3	2.3	2.3	2.3
Avg. Stride Length [m]	5.4	7.8	7.8	7.8	7.6	7.6



- [] Ranking at each section and finish
- .-.- No data available at this section
- NA No data available



Horse/Jockey Name	Russian Sub
Final Rank	2
Fastest Section Time (Section)	0:08.15 (Overall)
Top Speed [km/h] (Section)	69.7 (800m)
Race State	Finished



Ipswich QLD Professional

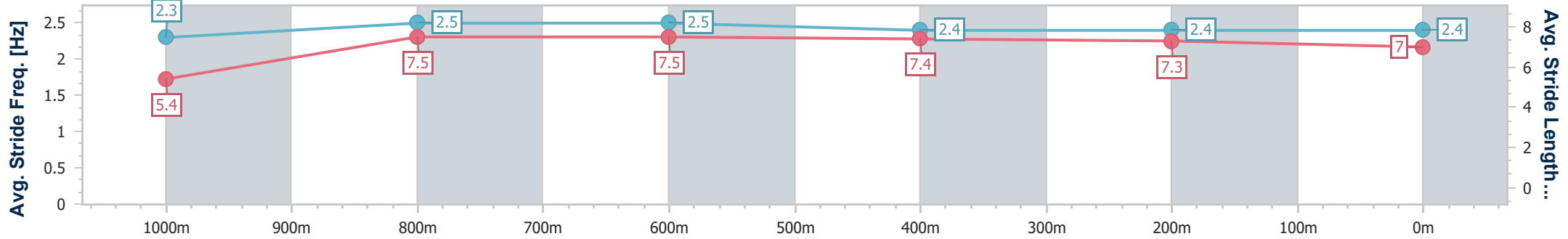
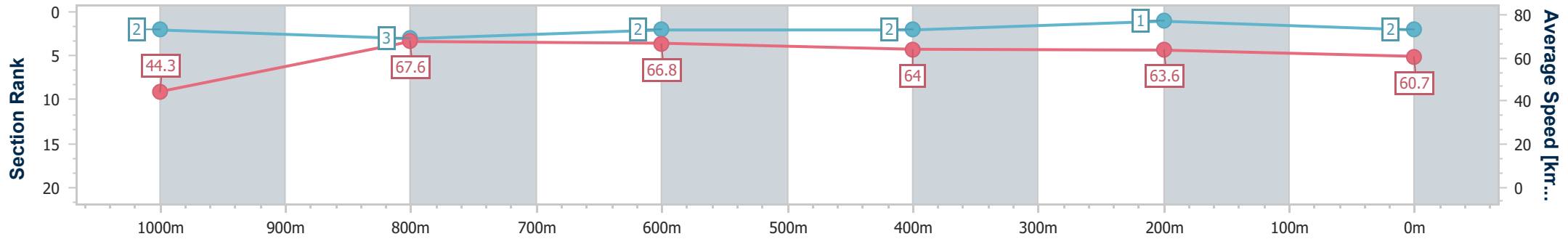
Race 9: TAB BENCHMARK 62 Handicap - 1100m

23 August 2024 - 16:35



Track Rating: Good 4, Weather: Fine, Rail Position: +8m Entire

Section	Overall	1000m	800m	600m	400m	200m
Section Times	1:03.84 [2] (0:08.15)	0:55.69 [2] (0:10.67)	0:45.02 [3] (0:10.75)	0:34.27 [2] (0:11.19)	0:23.08 [2] (0:11.19)	0:11.89 [1] (0:11.89)
Average Speed [km/h]	44.3	67.6	66.8	64.0	63.6	60.7
Top Speed [km/h]	65.3	69.6	69.7	66.4	65.5	62.6
Avg. Dist. to Rail [m]	8.5	0.9	0.5	1.5	1.3	0.5
Avg. Stride Freq. [Hz]	2.3	2.5	2.5	2.4	2.4	2.4
Avg. Stride Length [m]	5.4	7.5	7.5	7.4	7.3	7.0



- [] Ranking at each section and finish
- .-.- No data available at this section
- NA No data available



Horse/Jockey Name	A Lot Of Booty
Final Rank	3
Fastest Section Time (Section)	0:08.20 (Overall)
Top Speed [km/h] (Section)	67.8 (1000m)
Race State	Finished



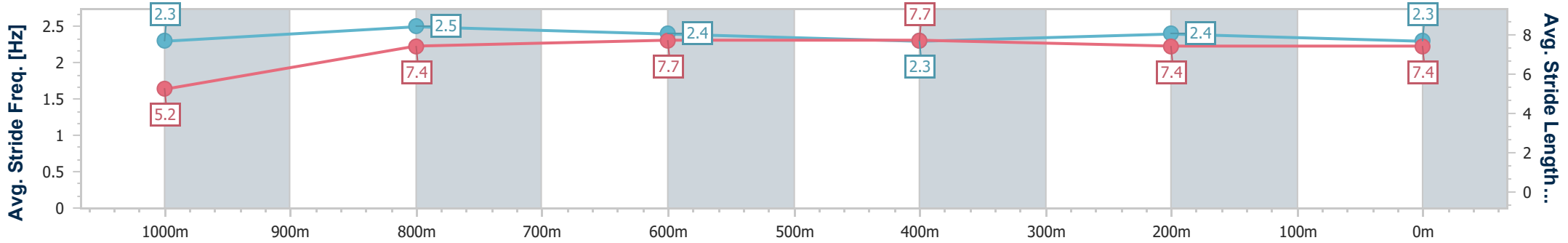
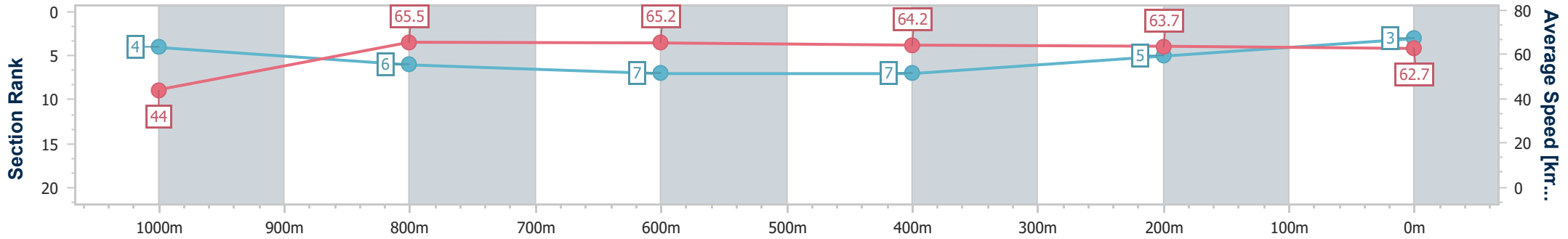
Ipswich QLD Professional
Race 9: TAB BENCHMARK 62 Handicap - 1100m



23 August 2024 - 16:35

Track Rating: Good 4, Weather: Fine, Rail Position: +8m Entire

Section	Overall	1000m	800m	600m	400m	200m
Section Times	1:03.89 [3] (0:08.20)	0:55.69 [4] (0:10.95)	0:44.74 [6] (0:10.96)	0:33.78 [7] (0:11.06)	0:22.72 [7] (0:11.22)	0:11.50 [5]
Average Speed [km/h]	44.0	65.5	65.2	64.2	63.7	62.7
Top Speed [km/h]	63.6	67.8	66.4	65.9	66.0	64.3
Avg. Dist. to Rail [m]	3.3	1.1	2.6	2.8	1.1	0.7
Avg. Stride Freq. [Hz]	2.3	2.5	2.4	2.3	2.4	2.3
Avg. Stride Length [m]	5.2	7.4	7.7	7.7	7.4	7.4



- [] Ranking at each section and finish
- .-.- No data available at this section
- NA No data available



Horse/Jockey Name	Mist Of Dawn
Final Rank	4
Fastest Section Time (Section)	0:08.38 (Overall)
Top Speed [km/h] (Section)	69.1 (800m)
Race State	Finished



Ipswich QLD Professional

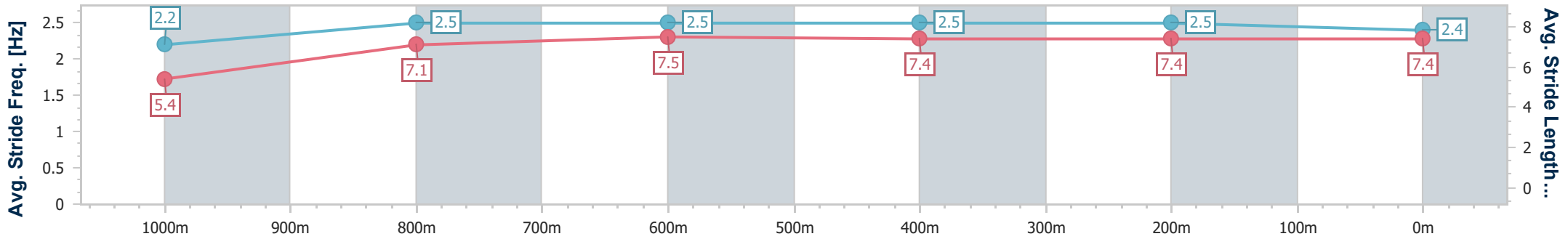
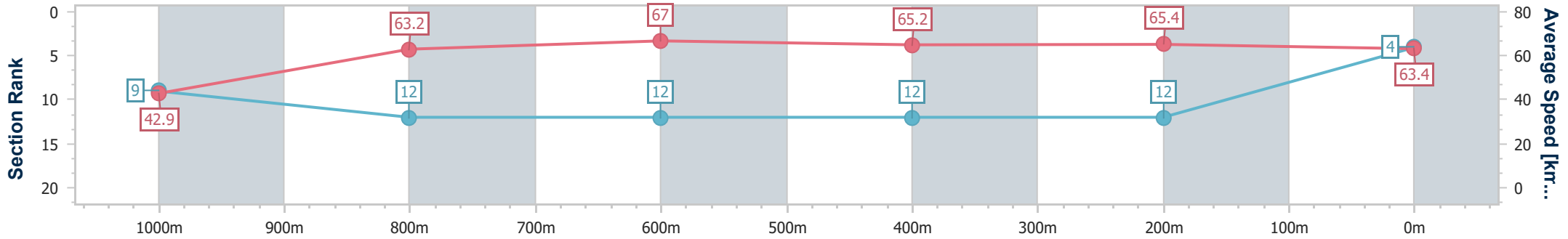
Race 9: TAB BENCHMARK 62 Handicap - 1100m

23 August 2024 - 16:35



Track Rating: Good 4, Weather: Fine, Rail Position: +8m Entire

Section	Overall	1000m	800m	600m	400m	200m
Section Times	1:04.09 [4] (0:08.38)	0:55.71 [9] (0:11.42)	0:44.29 [12] (0:10.77)	0:33.52 [12] (0:11.04)	0:22.48 [12] (0:11.12)	0:11.36 [12] (0:11.36)
Average Speed [km/h]	42.9	63.2	67.0	65.2	65.4	63.4
Top Speed [km/h]	62.6	67.0	69.1	67.1	66.3	66.4
Avg. Dist. to Rail [m]	1.0	0.5	0.6	0.9	1.4	0.7
Avg. Stride Freq. [Hz]	2.2	2.5	2.5	2.5	2.5	2.4
Avg. Stride Length [m]	5.4	7.1	7.5	7.4	7.4	7.4



- [] Ranking at each section and finish
- .-.- No data available at this section
- NA No data available



Horse/Jockey Name	Quade
Final Rank	5
Fastest Section Time (Section)	0:08.36 (Overall)
Top Speed [km/h] (Section)	69.0 (1000m)
Race State	Finished



Ipswich QLD Professional

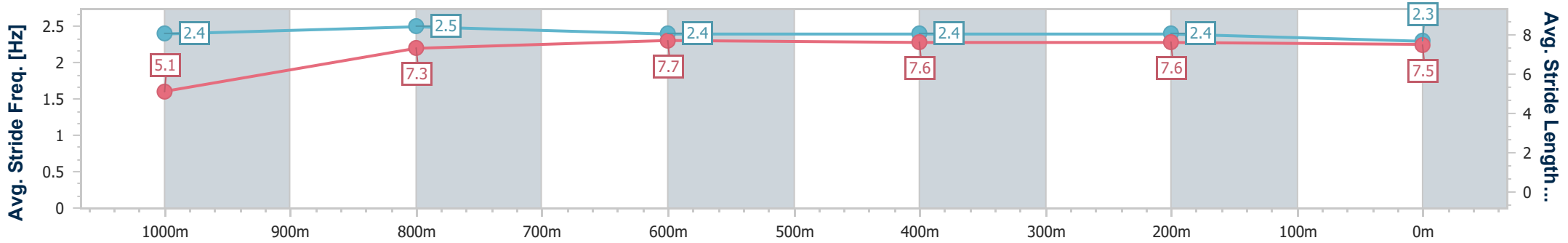
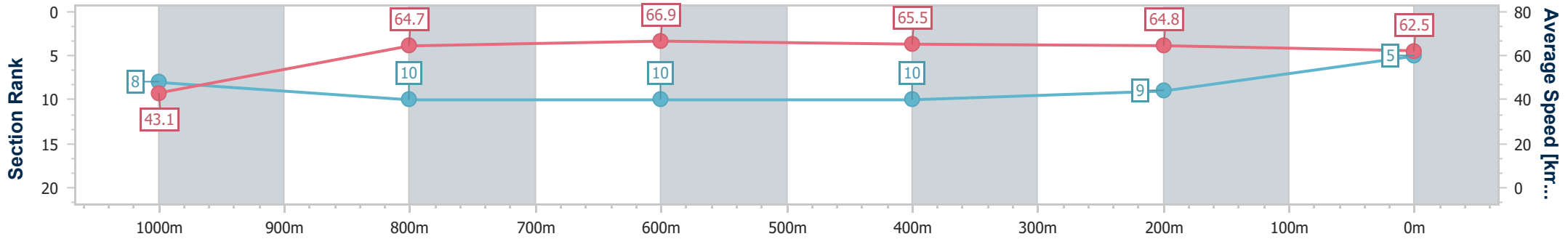
Race 9: TAB BENCHMARK 62 Handicap - 1100m

23 August 2024 - 16:35



Track Rating: Good 4, Weather: Fine, Rail Position: +8m Entire

Section	Overall	1000m	800m	600m	400m	200m
Section Times	1:04.15 [5] (0:08.36)	0:55.79 [8] (0:11.20)	0:44.59 [10] (0:10.80)	0:33.79 [10] (0:11.04)	0:22.75 [10] (0:11.23)	0:11.52 [9]
Average Speed [km/h]	43.1	64.7	66.9	65.5	64.8	62.5
Top Speed [km/h]	63.3	69.0	68.0	67.1	66.4	64.8
Avg. Dist. to Rail [m]	2.5	1.3	0.8	1.9	2.6	2.7
Avg. Stride Freq. [Hz]	2.4	2.5	2.4	2.4	2.4	2.3
Avg. Stride Length [m]	5.1	7.3	7.7	7.6	7.6	7.5



- [] Ranking at each section and finish
- .-.- No data available at this section
- NA No data available



Horse/Jockey Name	Jojo Rabbit
Final Rank	6
Fastest Section Time (Section)	0:08.21 (Overall)
Top Speed [km/h] (Section)	69.6 (1000m)
Race State	Finished



Ipswich QLD Professional

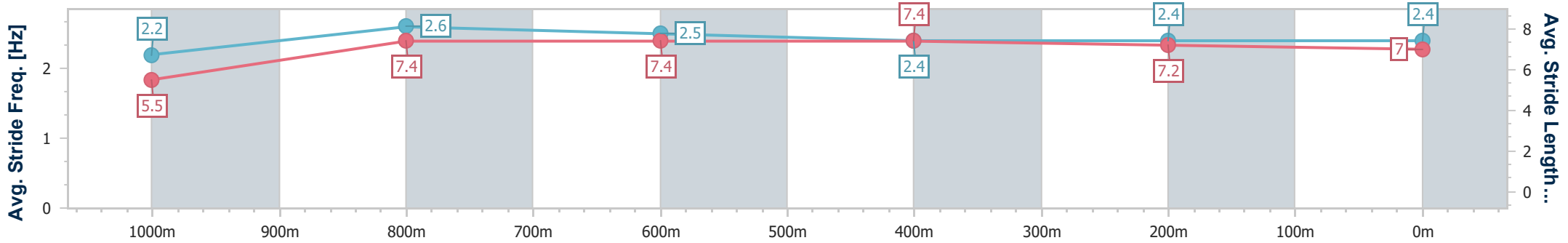
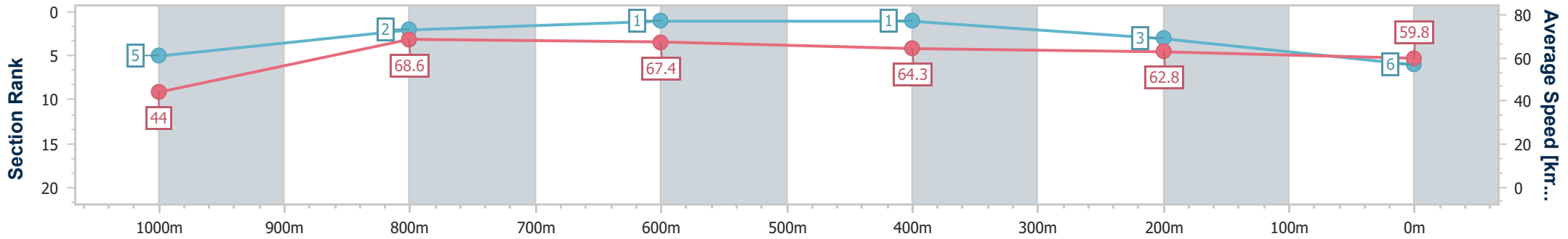
Race 9: TAB BENCHMARK 62 Handicap - 1100m

23 August 2024 - 16:35



Track Rating: Good 4, Weather: Fine, Rail Position: +8m Entire

Section	Overall	1000m	800m	600m	400m	200m
Section Times	1:04.24 [6] (0:08.21)	0:56.03 [5] (0:10.56)	0:45.47 [2] (0:10.73)	0:34.74 [1] (0:11.24)	0:23.50 [1] (0:11.48)	0:12.02 [3]
Average Speed [km/h]	44.0	68.6	67.4	64.3	62.8	59.8
Top Speed [km/h]	65.5	69.6	68.8	65.6	64.5	63.0
Avg. Dist. to Rail [m]	9.5	2.1	1.2	1.2	0.7	1.7
Avg. Stride Freq. [Hz]	2.2	2.6	2.5	2.4	2.4	2.4
Avg. Stride Length [m]	5.5	7.4	7.4	7.4	7.2	7.0



- [] Ranking at each section and finish
- .-.- No data available at this section
- NA No data available



Horse/Jockey Name	He's For The Girls
Final Rank	7
Fastest Section Time (Section)	0:08.47 (Overall)
Top Speed [km/h] (Section)	68.2 (600m)
Race State	Finished



Ipswich QLD Professional

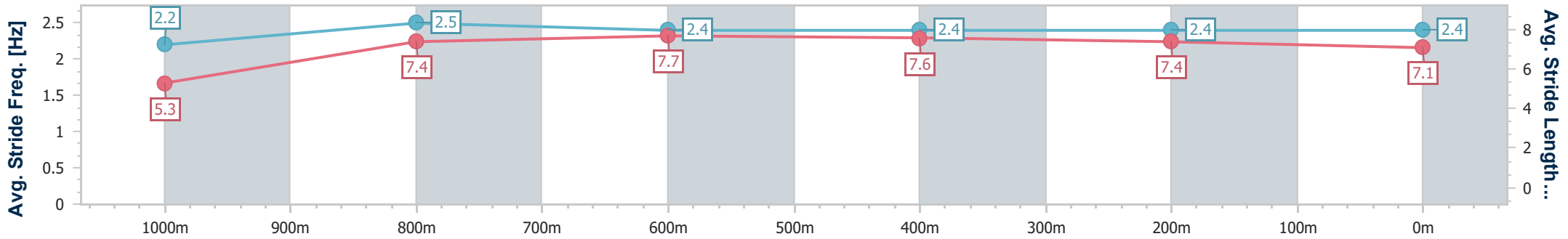
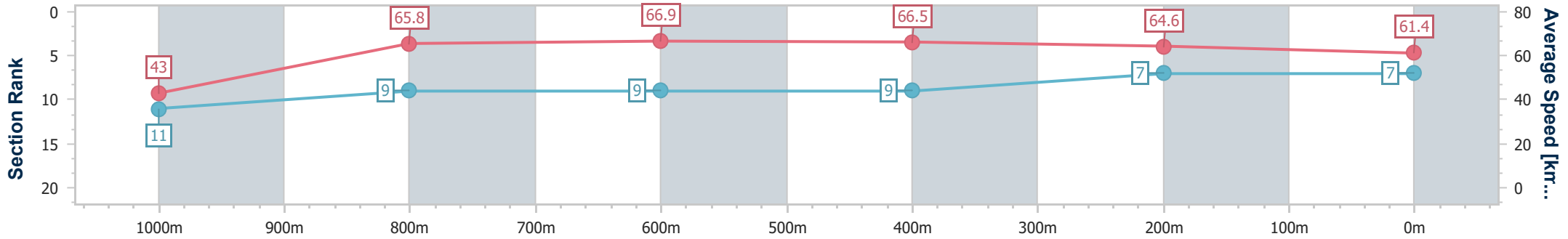
Race 9: TAB BENCHMARK 62 Handicap - 1100m

23 August 2024 - 16:35

Track Rating: Good 4, Weather: Fine, Rail Position: +8m Entire



Section	Overall	1000m	800m	600m	400m	200m
Section Times	1:04.28 [7] (0:08.47)	0:55.81 [11] (0:10.99)	0:44.82 [9] (0:10.81)	0:34.01 [9] (0:10.92)	0:23.09 [9] (0:11.37)	0:11.72 [7] (0:11.72)
Average Speed [km/h]	43.0	65.8	66.9	66.5	64.6	61.4
Top Speed [km/h]	65.6	67.8	67.9	68.2	65.2	64.3
Avg. Dist. to Rail [m]	10.7	3.4	0.9	1.9	5.6	9.1
Avg. Stride Freq. [Hz]	2.2	2.5	2.4	2.4	2.4	2.4
Avg. Stride Length [m]	5.3	7.4	7.7	7.6	7.4	7.1



- [] Ranking at each section and finish
- .-.- No data available at this section
- NA No data available



Horse/Jockey Name	Treasurer
Final Rank	8
Fastest Section Time (Section)	0:08.62 (Overall)
Top Speed [km/h] (Section)	68.4 (800m)
Race State	Finished



Ipswich QLD Professional

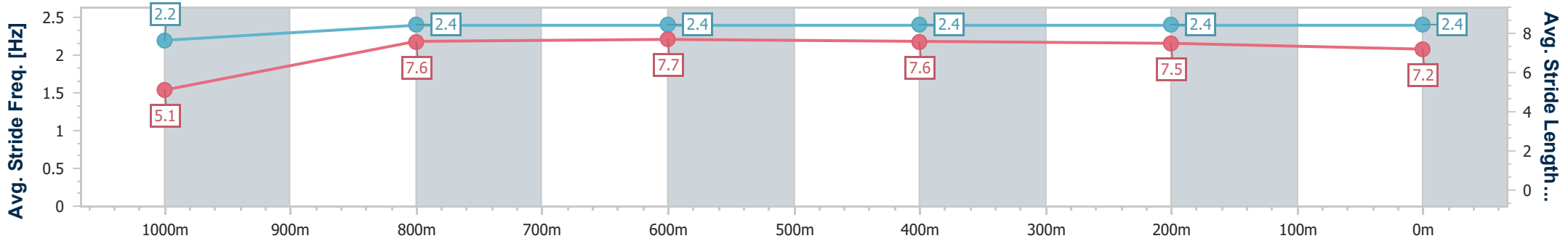
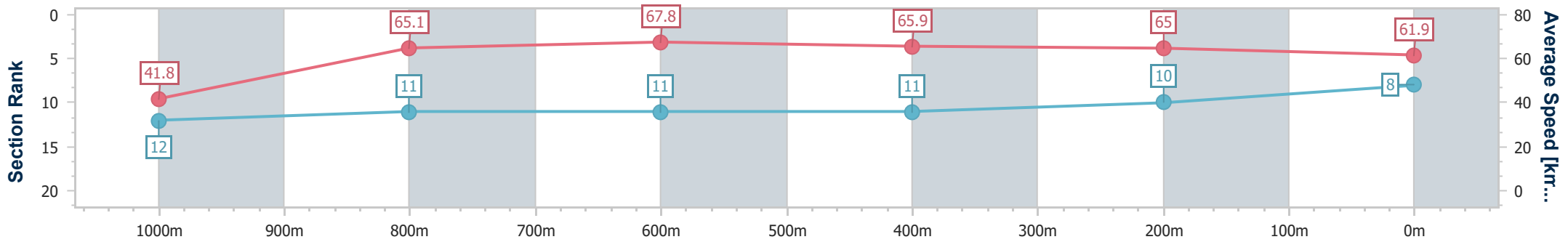
Race 9: TAB BENCHMARK 62 Handicap - 1100m

23 August 2024 - 16:35



Track Rating: Good 4, Weather: Fine, Rail Position: +8m Entire

Section	Overall	1000m	800m	600m	400m	200m
Section Times	1:04.34 [8] (0:08.62)	0:55.72 [12] (0:11.09)	0:44.63 [11] (0:10.74)	0:33.89 [11] (0:11.01)	0:22.88 [11] (0:11.21)	0:11.67 [10] (0:11.67)
Average Speed [km/h]	41.8	65.1	67.8	65.9	65.0	61.9
Top Speed [km/h]	63.1	68.3	68.4	67.1	66.7	63.6
Avg. Dist. to Rail [m]	2.9	1.1	2.0	3.0	3.9	5.5
Avg. Stride Freq. [Hz]	2.2	2.4	2.4	2.4	2.4	2.4
Avg. Stride Length [m]	5.1	7.6	7.7	7.6	7.5	7.2



- [] Ranking at each section and finish
- .-.- No data available at this section
- NA No data available



Horse/Jockey Name	First Person
Final Rank	9
Fastest Section Time (Section)	0:08.35 (Overall)
Top Speed [km/h] (Section)	68.3 (800m)
Race State	Finished



Ipswich QLD Professional

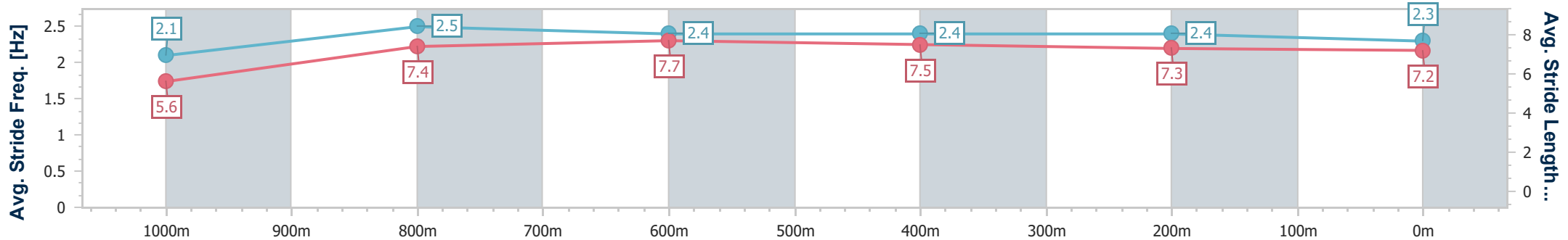
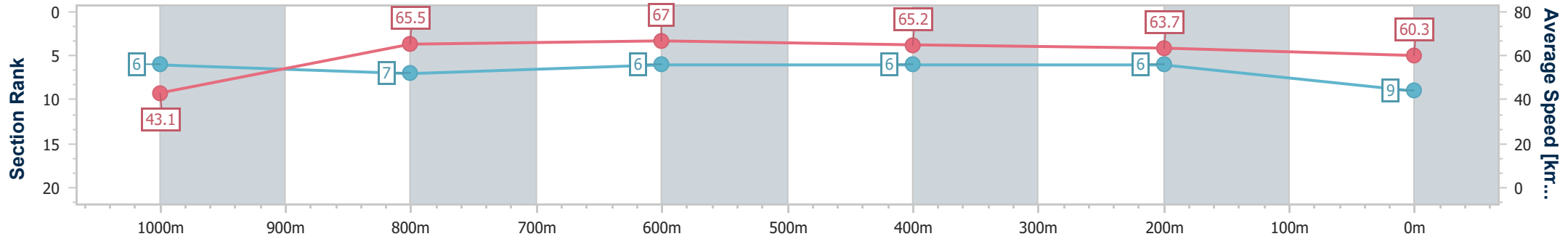
Race 9: TAB BENCHMARK 62 Handicap - 1100m

23 August 2024 - 16:35



Track Rating: Good 4, Weather: Fine, Rail Position: +8m Entire

Section	Overall	1000m	800m	600m	400m	200m
Section Times	1:04.44 [9] (0:08.35)	0:56.09 [6] (0:10.95)	0:45.14 [7] (0:10.80)	0:34.34 [6] (0:11.06)	0:23.28 [6] (0:11.32)	0:11.96 [6] (0:11.96)
Average Speed [km/h]	43.1	65.5	67.0	65.2	63.7	60.3
Top Speed [km/h]	61.6	67.3	68.3	66.9	64.9	63.2
Avg. Dist. to Rail [m]	2.4	0.3	0.7	0.7	2.3	4.1
Avg. Stride Freq. [Hz]	2.1	2.5	2.4	2.4	2.4	2.3
Avg. Stride Length [m]	5.6	7.4	7.7	7.5	7.3	7.2



- [] Ranking at each section and finish
- .-.- No data available at this section
- NA No data available



Horse/Jockey Name	Lumens Lenny
Final Rank	10
Fastest Section Time (Section)	0:08.17 (Overall)
Top Speed [km/h] (Section)	68.4 (800m)
Race State	Finished



Ipswich QLD Professional

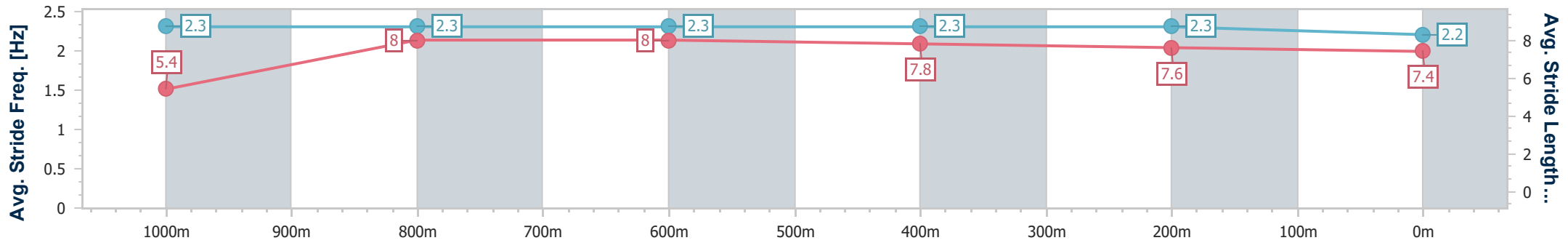
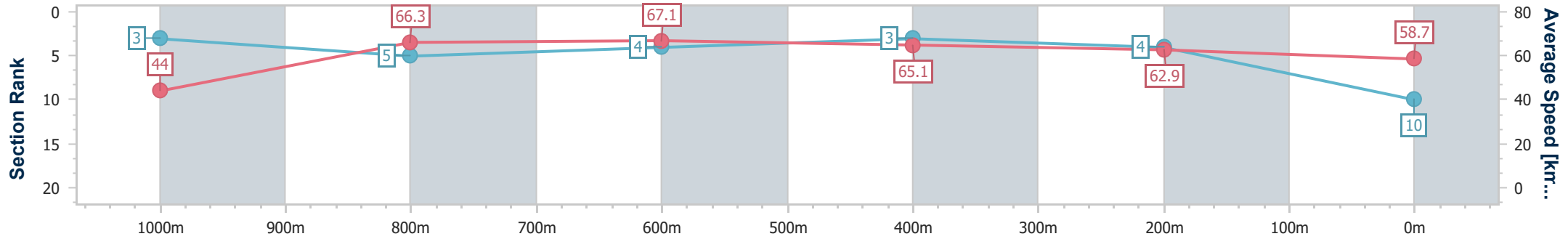
Race 9: TAB BENCHMARK 62 Handicap - 1100m

23 August 2024 - 16:35



Track Rating: Good 4, Weather: Fine, Rail Position: +8m Entire

Section	Overall	1000m	800m	600m	400m	200m
Section Times	1:04.57 [10] (0:08.17)	0:56.40 [3] (0:10.88)	0:45.52 [5] (0:10.71)	0:34.81 [4] (0:11.06)	0:23.75 [3] (0:11.50)	0:12.25 [4]
Average Speed [km/h]	44.0	66.3	67.1	65.1	62.9	58.7
Top Speed [km/h]	63.9	67.6	68.4	66.7	64.9	61.4
Avg. Dist. to Rail [m]	5.2	0.3	0.3	0.2	2.0	3.6
Avg. Stride Freq. [Hz]	2.3	2.3	2.3	2.3	2.3	2.2
Avg. Stride Length [m]	5.4	8.0	8.0	7.8	7.6	7.4



- [] Ranking at each section and finish
- .-.- No data available at this section
- NA No data available



Horse/Jockey Name	Helikedempretty
Final Rank	11
Fastest Section Time (Section)	0:08.44 (Overall)
Top Speed [km/h] (Section)	68.6 (800m)
Race State	Finished



Ipswich QLD Professional

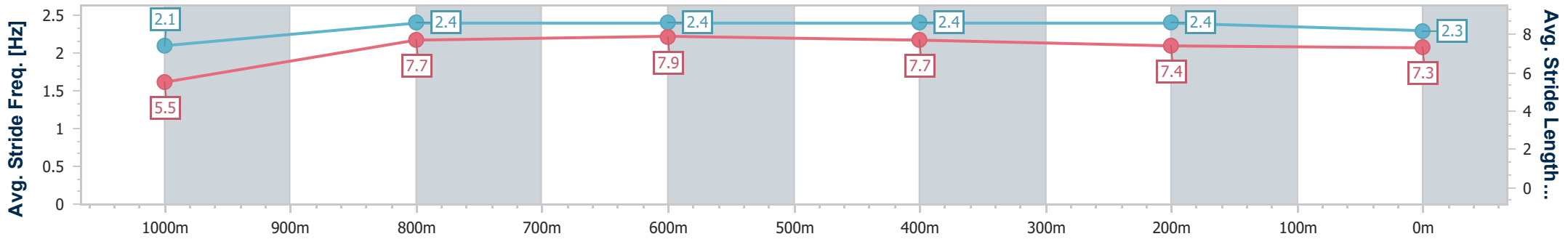
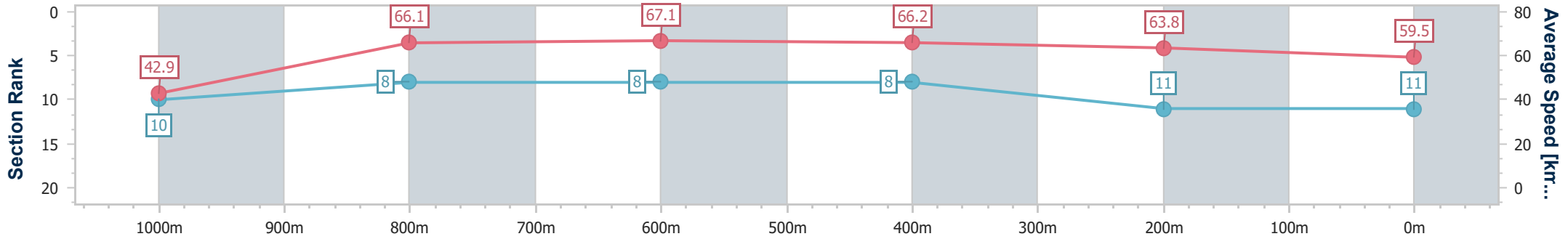
Race 9: TAB BENCHMARK 62 Handicap - 1100m

23 August 2024 - 16:35

Track Rating: Good 4, Weather: Fine, Rail Position: +8m Entire



Section	Overall	1000m	800m	600m	400m	200m
Section Times	1:04.79 [11] (0:08.44)	0:56.35 [10] (0:10.91)	0:45.44 [8] (0:10.78)	0:34.66 [8] (0:11.05)	0:23.61 [8] (0:11.53)	0:12.08 [11] (0:12.08)
Average Speed [km/h]	42.9	66.1	67.1	66.2	63.8	59.5
Top Speed [km/h]	64.8	67.3	68.6	68.4	65.7	62.5
Avg. Dist. to Rail [m]	6.9	1.4	0.7	3.2	7.1	8.4
Avg. Stride Freq. [Hz]	2.1	2.4	2.4	2.4	2.4	2.3
Avg. Stride Length [m]	5.5	7.7	7.9	7.7	7.4	7.3



- [] Ranking at each section and finish
- .-.- No data available at this section
- NA No data available



Horse/Jockey Name	Milton Road
Final Rank	12
Fastest Section Time (Section)	0:08.36 (Overall)
Top Speed [km/h] (Section)	69.4 (1000m)
Race State	Finished



Ipswich QLD Professional

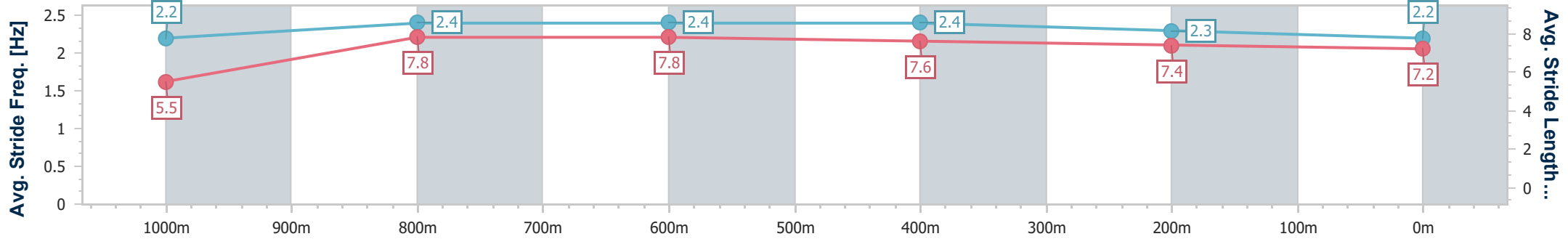
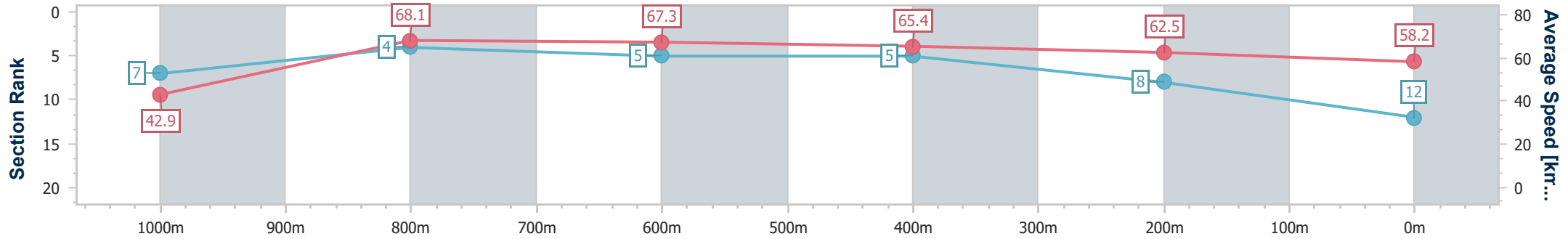
Race 9: TAB BENCHMARK 62 Handicap - 1100m

23 August 2024 - 16:35



Track Rating: Good 4, Weather: Fine, Rail Position: +8m Entire

Section	Overall	1000m	800m	600m	400m	200m
Section Times	1:04.93 [12] (0:08.36)	0:56.57 [7] (0:10.66)	0:45.91 [4] (0:10.76)	0:35.15 [5] (0:11.16)	0:23.99 [5] (0:11.62)	0:12.37 [8]
Average Speed [km/h]	42.9	68.1	67.3	65.4	62.5	58.2
Top Speed [km/h]	65.2	69.4	69.1	67.8	64.6	61.4
Avg. Dist. to Rail [m]	5.1	1.9	1.9	2.7	4.2	6.6
Avg. Stride Freq. [Hz]	2.2	2.4	2.4	2.4	2.3	2.2
Avg. Stride Length [m]	5.5	7.8	7.8	7.6	7.4	7.2



- [] Ranking at each section and finish
- .-.- No data available at this section
- NA No data available