



Mackay QLD Professional
Race 8: RACING AGAIN THURSDAY 5TH SEPTEMBER BENCHMARK 60
Handicap - 1800m
22 August 2024 - 17:13



MACKAY TURF CLUB
 Ooralea Racecourse

Track Rating: Good 4, Weather: Fine, Rail Position: +3m Entire

Section		Overall	1600m	1400m	1200m	1000m	800m	600m	Last 600m				
Field Times		1:51.87 (0:14.61)	1:37.26 (0:12.10)	1:25.16 (0:12.50)	1:12.66 (0:12.59)	1:00.07 (0:12.40)	0:47.67 (0:11.51)	0:36.16 (0:11.77)	0:36.16				
Rank	TAB Horse/Jockey	Barrier	Top Speed [km/h]	Fastest Section									Distance Travelled [m]
1	6 VANCOUVER BAY Ashley Butler	9	63.4 800m	0:11.59 800m	1:51.87 [1] (0:14.71)	1:37.16 [2] (0:12.10)	1:25.06 [2] (0:12.40)	1:12.66 [1] (0:12.59)	1:00.07 [1] (0:12.40)	0:47.67 [1] (0:11.59)	0:36.08 [2] (0:11.72)	0:36.08	
2	8 BLUE SWIMMER Michael Murphy	5	64.4 600m	0:11.64 400m	1:52.00 [2] (0:14.83)	1:37.17 [3] (0:12.14)	1:25.03 [3] (0:12.68)	1:12.35 [4] (0:12.66)	0:59.69 [4] (0:12.54)	0:47.15 [6] (0:11.69)	0:35.46 [6] (0:11.66)	0:35.46	-3
3	7 LEICA BITA FUN Adrian Layt	13	65.1 1600m	0:11.51 800m	1:52.31 [3] (0:14.61)	1:37.70 [1] (0:12.10)	1:25.60 [1] (0:12.70)	1:12.90 [2] (0:12.65)	1:00.25 [2] (0:12.50)	0:47.75 [4] (0:11.51)	0:36.24 [3] (0:11.69)	0:36.24	-9
4	2 MURRAJONG ROAD Zac Sprie	2	63.7 400m	0:11.57 800m	1:52.38 [4] (0:15.08)	1:37.30 [6] (0:12.03)	1:25.27 [5] (0:12.61)	1:12.66 [5] (0:12.64)	1:00.02 [5] (0:12.41)	0:47.61 [5] (0:11.57)	0:36.04 [5] (0:11.74)	0:36.04	-2
5	4 MOTAMAYIZ Nikki Olzard	3	63.1 800m	0:11.57 800m	1:52.62 [5] (0:15.07)	1:37.55 [5] (0:11.98)	1:25.57 [4] (0:12.38)	1:13.19 [3] (0:12.70)	1:00.49 [3] (0:12.41)	0:48.08 [3] (0:11.57)	0:36.51 [4] (0:11.77)	0:36.51	-7
6	11 PATTI WAGGIN Chris Whiteley	14	63.9 800m	0:11.47 800m	1:52.64 [6] (0:15.31)	1:37.33 [7] (0:12.11)	1:25.22 [7] (0:12.61)	1:12.61 [7] (0:12.39)	1:00.22 [6] (0:11.82)	0:48.40 [2] (0:11.47)	0:36.93 [1] (0:11.77)	0:36.93	-4
7	13 TORQUE ESPAGNA Chelsea Jokic	8	63.6 800m	0:11.58 800m	1:52.82 [7] (0:15.59)	1:37.23 [9] (0:12.10)	1:25.13 [9] (0:12.69)	1:12.44 [8] (0:12.48)	0:59.96 [9] (0:12.41)	0:47.55 [9] (0:11.58)	0:35.97 [8] (0:11.76)	0:35.97	-6
8	12 ZELSON Nathan Thomas	10	63.1 800m	0:11.65 400m	1:52.83 [8] (0:15.76)	1:37.07 [10] (0:12.04)	1:25.03 [10] (0:12.79)	1:12.24 [10] (0:12.46)	0:59.78 [12] (0:12.54)	0:47.24 [12] (0:11.71)	0:35.53 [12] (0:11.87)	0:35.53	-3
9	9 BRAIN FOG Warwick Satherley	11	64.1 800m	0:11.59 800m	1:52.83 [9] (0:15.90)	1:36.93 [11] (0:12.14)	1:24.79 [11] (0:12.61)	1:12.18 [11] (0:12.39)	0:59.79 [11] (0:12.40)	0:47.39 [11] (0:11.59)	0:35.80 [11] (0:11.79)	0:35.80	+0
10	1 HARBELLE Sean Cormack	1	63.3 800m	0:11.62 800m	1:52.87 [10] (0:14.99)	1:37.88 [4] (0:12.23)	1:25.65 [6] (0:12.79)	1:12.86 [6] (0:12.54)	1:00.32 [7] (0:12.60)	0:47.72 [7] (0:11.62)	0:36.10 [7] (0:11.88)	0:36.10	-5

Scratched: Volarchi (#14), Tycoon Baby (#5)

[] Ranking at each section and finish
 -:-:- No data available at this section
 NA No data available

SCN Saddle cloth number
 DNF Did not finish
 DNT Did not track



Mackay QLD Professional
Race 8: RACING AGAIN THURSDAY 5TH SEPTEMBER BENCHMARK 60
Handicap - 1800m
22 August 2024 - 17:13



MACKAY TURF CLUB
 Ooralea Racecourse

Track Rating: Good 4, Weather: Fine, Rail Position: +3m Entire

Section	Overall	1600m	1400m	1200m	1000m	800m	600m	Last 600m						
Field Times	1:51.87 (0:14.61)	1:37.26 (0:12.10)	1:25.16 (0:12.50)	1:12.66 (0:12.59)	1:00.07 (0:12.40)	0:47.67 (0:11.51)	0:36.16 (0:11.77)	0:36.16						
Rank	TAB	Horse/Jockey	Barrier	Top Speed [km/h]	Fastest Section					Distance Travelled [m]				
11	3	BROMES Jackson Murphy	6	64.3	0:11.64	1:52.99 [11]	1:37.49 [8]	1:25.49 [8]	1:12.59 [9]	1:00.16 [8]	0:47.61 [10]	0:35.97 [9]	0:35.97	-3
				Overall	800m	(0:15.50)	(0:12.00)	(0:12.90)	(0:12.43)	(0:12.55)	(0:11.64)	(0:11.79)		
12	10	LETS TORQUE A DEEL Leah Martyn	7	62.9	0:11.85	1:53.73 [12]	1:37.68 [12]	1:25.41 [12]	1:13.07 [12]	1:00.84 [10]	0:48.55 [8]	0:36.70 [10]	0:36.70	+8
				800m	800m	(0:16.05)	(0:12.27)	(0:12.34)	(0:12.23)	(0:12.29)	(0:11.85)	(0:12.16)		

Scratched: Volarchi (#14), Tycoon Baby (#5)

[] Ranking at each section and finish
 -:-:-:- No data available at this section
 NA No data available

SCN Saddle cloth number
 DNF Did not finish
 DNT Did not track



Mackay QLD Professional
Race 8: RACING AGAIN THURSDAY 5TH SEPTEMBER BENCHMARK 60
Handicap - 1800m
22 August 2024 - 17:13



MACKAY TURF CLUB
 Ooralea Racecourse

Track Rating: Good 4, Weather: Fine, Rail Position: +3m Entire

Section				400m	200m			Last 600m			
Field Times				0:24.39 (0:11.86)	0:12.53 (0:12.53)			0:36.16			
Rank	TAB	Horse/Jockey	Barrier	Top Speed [km/h]	Fastest Section	Margin				Distance Travelled [m]	
1	6	VANCOUVER BAY Ashley Butler	9	63.4 800m	0:11.59 800m	0:24.36 [2] (0:11.83)	0:12.53 [1] (0:12.53)	1:51.87			0:36.08
2	8	BLUE SWIMMER Michael Murphy	5	64.4 600m	0:11.64 400m	0:23.80 [6] (0:11.64)	0:12.16 [5] (0:12.16)	0.75L			0:35.46 -3
3	7	LEICA BITA FUN Adrian Layt	13	65.1 1600m	0:11.51 800m	0:24.55 [3] (0:12.03)	0:12.52 [4] (0:12.52)	2.58L			0:36.24 -9
4	2	MURRAJONG ROAD Zac Sprie	2	63.7 400m	0:11.57 800m	0:24.30 [5] (0:11.70)	0:12.60 [3] (0:12.60)	3.01L			0:36.04 -2
5	4	MOTAMAYIZ Nikki Olzard	3	63.1 800m	0:11.57 800m	0:24.74 [4] (0:11.98)	0:12.76 [6] (0:12.76)	4.42L			0:36.51 -7
6	11	PATTI WAGGIN Chris Whiteley	14	63.9 800m	0:11.47 800m	0:25.16 [1] (0:12.16)	0:13.00 [2] (0:13.00)	4.53L			0:36.93 -4
7	13	TORQUE ESPAGNA Chelsea Jokic	8	63.6 800m	0:11.58 800m	0:24.21 [7] (0:11.83)	0:12.38 [7] (0:12.38)	5.59L			0:35.97 -6
8	12	ZELSON Nathan Thomas	10	63.1 800m	0:11.65 400m	0:23.66 [11] (0:11.65)	0:12.01 [11] (0:12.01)	5.61L			0:35.53 -3
9	9	BRAIN FOG Warwick Satherley	11	64.1 800m	0:11.59 800m	0:24.01 [10] (0:11.75)	0:12.26 [9] (0:12.26)	5.65L			0:35.80 +0
10	1	HARBELLE Sean Cormack	1	63.3 800m	0:11.62 800m	0:24.22 [8] (0:11.88)	0:12.34 [8] (0:12.34)	5.87L			0:36.10 -5

Scratched: Volarchi (#14), Tycoon Baby (#5)

[] Ranking at each section and finish
 -:-:- No data available at this section
 NA No data available

SCN Saddle cloth number
 DNF Did not finish
 DNT Did not track



Mackay QLD Professional
Race 8: RACING AGAIN THURSDAY 5TH SEPTEMBER BENCHMARK 60
Handicap - 1800m
22 August 2024 - 17:13



MACKAY TURF CLUB

Ooralea Racecourse

Track Rating: Good 4, Weather: Fine, Rail Position: +3m Entire

Section		400m	200m			Last 600m			
Field Times		0:24.39 (0:11.86)	0:12.53 (0:12.53)			0:36.16			
Rank	TAB Horse/Jockey	Barrier	Top Speed [km/h]	Fastest Section	Margin	Distance Travelled [m]			
11	3 BROMES Jackson Murphy	6	64.3 Overall	0:11.64 800m	0:24.18 [9] (0:11.77)	0:12.41 [10] (0:12.41)	6.57L	0:35.97	-3
12	10 LETS TORQUE A DEEL Leah Martyn	7	62.9 800m	0:11.85 800m	0:24.54 [12] (0:12.19)	0:12.35 [12] (0:12.35)	10.92L	0:36.70	+8

Scratched: Volarchi (#14), Tycoon Baby (#5)

[] Ranking at each section and finish
 -:-:-:- No data available at this section
 NA No data available

SCN Saddle cloth number
 DNF Did not finish
 DNT Did not track



Horse/Jockey Name	Vancouver Bay
Final Rank	1
Fastest Section Time (Section)	0:11.59 (800m)
Top Speed [km/h] (Section)	63.4 (800m)
Race State	Finished



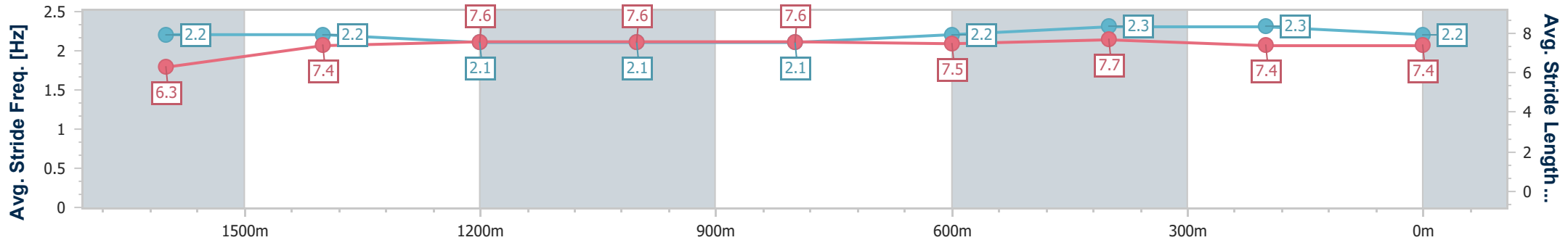
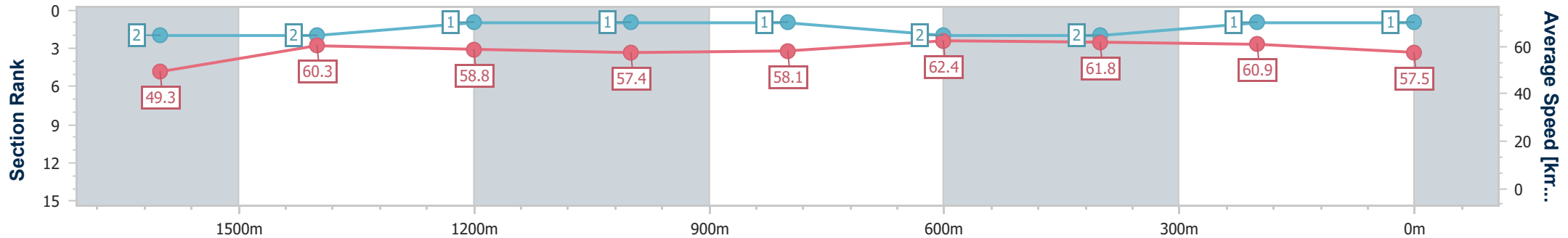
Mackay QLD Professional
Race 8: RACING AGAIN THURSDAY 5TH SEPTEMBER
BENCHMARK 60 Handicap - 1800m



22 August 2024 - 17:13

Track Rating: Good 4, Weather: Fine, Rail Position: +3m Entire

Section	Overall	1600m	1400m	1200m	1000m	800m	600m	400m	200m
Section Times	1:51.87 [1] (0:14.71)	1:37.16 [2] (0:12.10)	1:25.06 [2] (0:12.40)	1:12.66 [1] (0:12.59)	1:00.07 [1] (0:12.40)	0:47.67 [1] (0:11.59)	0:36.08 [2] (0:11.72)	0:24.36 [2] (0:11.83)	0:12.53 [1] (0:12.53)
Average Speed [km/h]	49.3	60.3	58.8	57.4	58.1	62.4	61.8	60.9	57.5
Top Speed [km/h]	62.5	61.5	59.2	58.9	62.2	63.4	62.5	61.7	59.6
Avg. Dist. to Rail [m]	6.5	1.9	1.9	0.9	0.7	1.0	1.4	1.8	2.0
Avg. Stride Freq. [Hz]	2.2	2.2	2.1	2.1	2.1	2.2	2.3	2.3	2.2
Avg. Stride Length [m]	6.3	7.4	7.6	7.6	7.6	7.5	7.7	7.4	7.4



- [] Ranking at each section and finish
- .-.- No data available at this section
- NA No data available



Horse/Jockey Name	Blue Swimmer
Final Rank	2
Fastest Section Time (Section)	0:11.64 (400m)
Top Speed [km/h] (Section)	64.4 (600m)
Race State	Finished



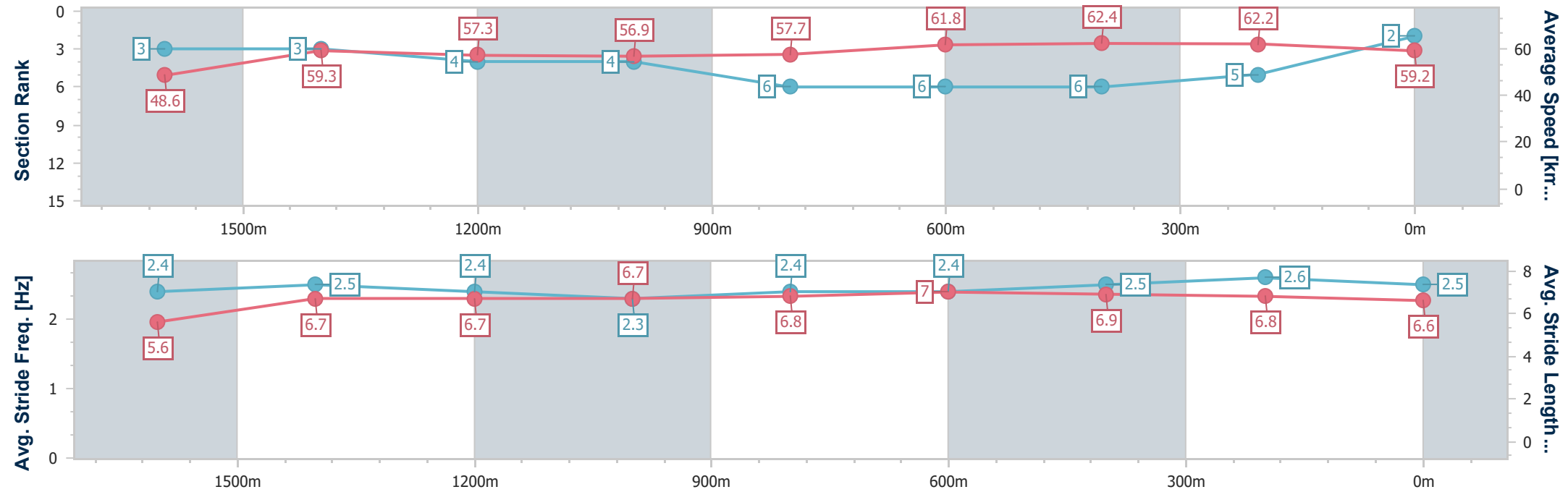
Mackay QLD Professional
Race 8: RACING AGAIN THURSDAY 5TH SEPTEMBER
BENCHMARK 60 Handicap - 1800m



22 August 2024 - 17:13

Track Rating: Good 4, Weather: Fine, Rail Position: +3m Entire

Section	Overall	1600m	1400m	1200m	1000m	800m	600m	400m	200m				
Section Times	1:52.00 [2] (0:14.83)	1:37.17 [3] (0:12.14)	1:25.03 [3] (0:12.68)	1:12.35 [4] (0:12.66)	0:59.69 [4] (0:12.54)	0:47.15 [6] (0:11.69)	0:35.46 [6] (0:11.66)	0:23.80 [6] (0:11.64)	0:12.16 [5] (0:12.16)				
Average Speed [km/h]	48.6	59.3	57.3	56.9	57.7	61.8	62.4	62.2	59.2				
Top Speed [km/h]	62.1	61.1	58.3	58.4	60.3	63.4	64.4	62.7	62.5				
Avg. Dist. to Rail [m]	3.4	0.2	1.4	1.6	1.0	0.7	1.5	4.1	5.1				
Avg. Stride Freq. [Hz]	2.4	2.5	2.4	2.3	2.4	2.4	2.5	2.6	2.5				
Avg. Stride Length [m]	5.6	6.7	6.7	6.7	6.8	7.0	6.9	6.8	6.6				



- [] Ranking at each section and finish
- .-.- No data available at this section
- NA No data available



Horse/Jockey Name	Leica Bita Fun
Final Rank	3
Fastest Section Time (Section)	0:11.51 (800m)
Top Speed [km/h] (Section)	65.1 (1600m)
Race State	Finished



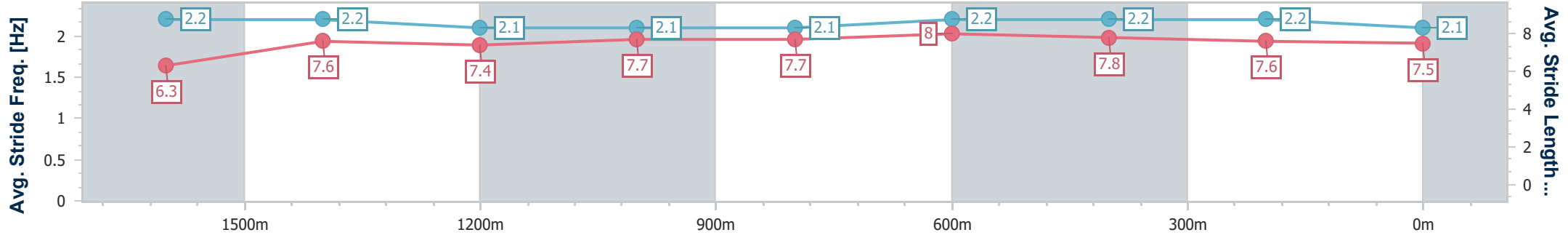
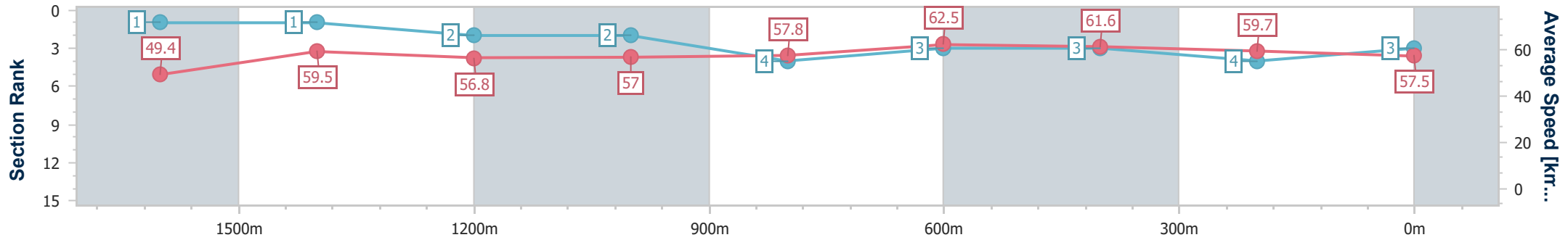
Mackay QLD Professional
Race 8: RACING AGAIN THURSDAY 5TH SEPTEMBER
BENCHMARK 60 Handicap - 1800m



22 August 2024 - 17:13

Track Rating: Good 4, Weather: Fine, Rail Position: +3m Entire

Section	Overall	1600m	1400m	1200m	1000m	800m	600m	400m	200m
Section Times	1:52.31 [3] (0:14.61)	1:37.70 [1] (0:12.10)	1:25.60 [1] (0:12.70)	1:12.90 [2] (0:12.65)	1:00.25 [2] (0:12.50)	0:47.75 [4] (0:11.51)	0:36.24 [3] (0:11.69)	0:24.55 [3] (0:12.03)	0:12.52 [4] (0:12.52)
Average Speed [km/h]	49.4	59.5	56.8	57.0	57.8	62.5	61.6	59.7	57.5
Top Speed [km/h]	64.7	65.1	59.2	58.1	62.4	63.1	62.5	60.4	60.1
Avg. Dist. to Rail [m]	7.8	0.7	0.8	1.2	0.8	0.5	0.4	1.5	2.3
Avg. Stride Freq. [Hz]	2.2	2.2	2.1	2.1	2.1	2.2	2.2	2.2	2.1
Avg. Stride Length [m]	6.3	7.6	7.4	7.7	7.7	8.0	7.8	7.6	7.5



- [] Ranking at each section and finish
- .-.- No data available at this section
- NA No data available



Horse/Jockey Name	Murrajong Road
Final Rank	4
Fastest Section Time (Section)	0:11.57 (800m)
Top Speed [km/h] (Section)	63.7 (400m)
Race State	Finished



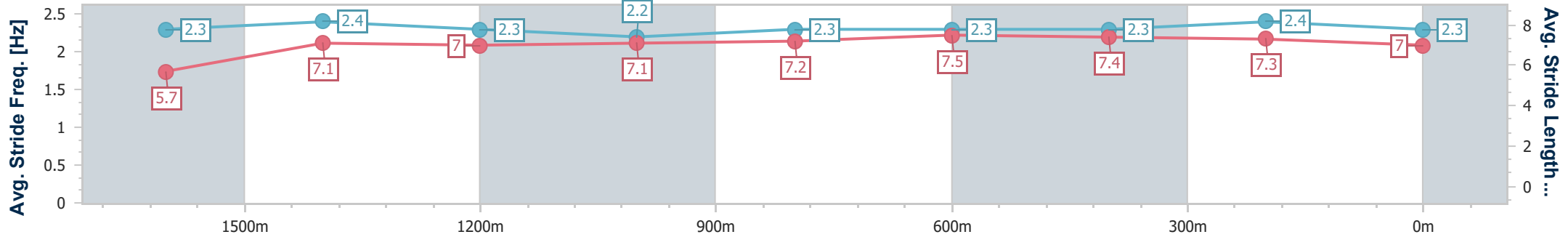
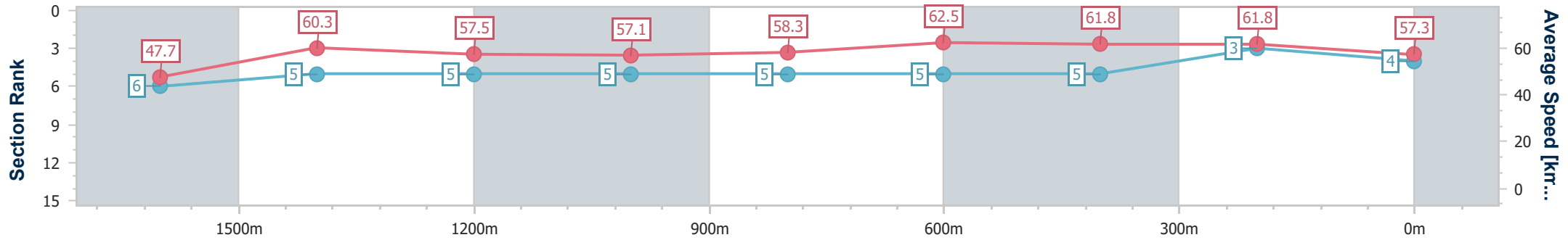
Mackay QLD Professional
Race 8: RACING AGAIN THURSDAY 5TH SEPTEMBER
BENCHMARK 60 Handicap - 1800m



22 August 2024 - 17:13

Track Rating: Good 4, Weather: Fine, Rail Position: +3m Entire

Section	Overall	1600m	1400m	1200m	1000m	800m	600m	400m	200m				
Section Times	1:52.38 [4] (0:15.08)	1:37.30 [6] (0:12.03)	1:25.27 [5] (0:12.61)	1:12.66 [5] (0:12.64)	1:00.02 [5] (0:12.41)	0:47.61 [5] (0:11.57)	0:36.04 [5] (0:11.74)	0:24.30 [5] (0:11.70)	0:12.60 [3] (0:12.60)				
Average Speed [km/h]	47.7	60.3	57.5	57.1	58.3	62.5	61.8	61.8	57.3				
Top Speed [km/h]	62.2	61.9	58.6	58.5	62.0	63.2	62.7	63.7	60.3				
Avg. Dist. to Rail [m]	2.6	1.1	1.6	2.3	1.9	1.6	0.8	4.4	5.3				
Avg. Stride Freq. [Hz]	2.3	2.4	2.3	2.2	2.3	2.3	2.3	2.4	2.3				
Avg. Stride Length [m]	5.7	7.1	7.0	7.1	7.2	7.5	7.4	7.3	7.0				



- [] Ranking at each section and finish
- .-.- No data available at this section
- NA No data available



Horse/Jockey Name	Motamayiz
Final Rank	5
Fastest Section Time (Section)	0:11.57 (800m)
Top Speed [km/h] (Section)	63.1 (800m)
Race State	Finished



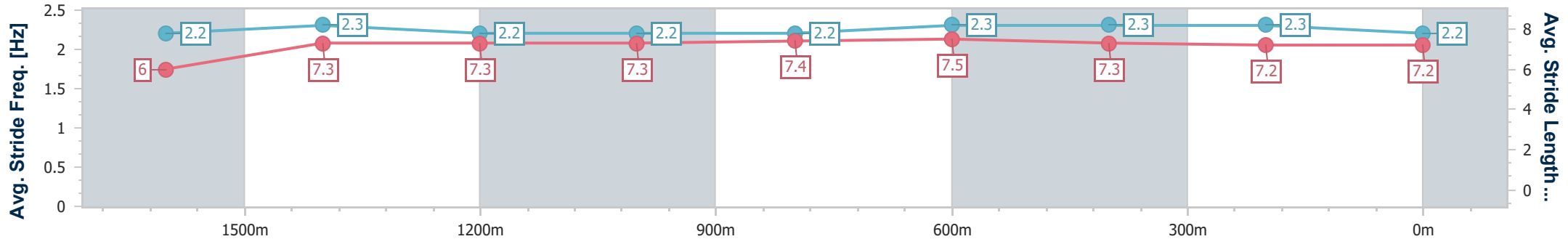
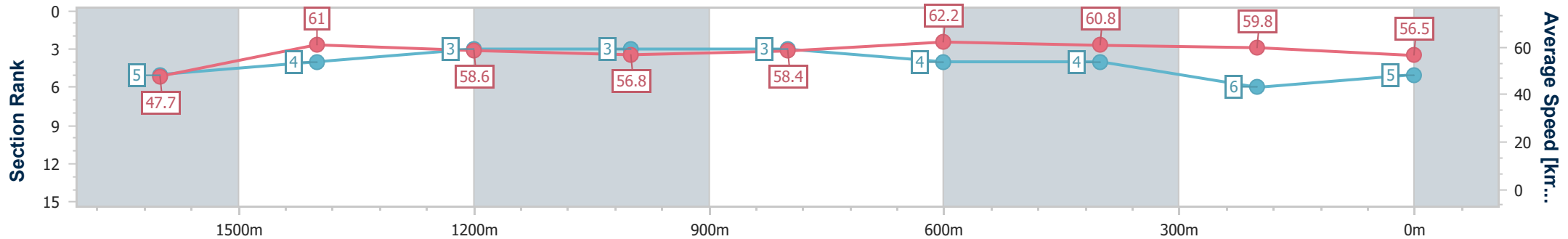
Mackay QLD Professional
 Race 8: RACING AGAIN THURSDAY 5TH SEPTEMBER
 BENCHMARK 60 Handicap - 1800m



22 August 2024 - 17:13

Track Rating: Good 4, Weather: Fine, Rail Position: +3m Entire

Section	Overall	1600m	1400m	1200m	1000m	800m	600m	400m	200m
Section Times	1:52.62 [5] (0:15.07)	1:37.55 [5] (0:11.98)	1:25.57 [4] (0:12.38)	1:13.19 [3] (0:12.70)	1:00.49 [3] (0:12.41)	0:48.08 [3] (0:11.57)	0:36.51 [4] (0:11.77)	0:24.74 [4] (0:11.98)	0:12.76 [6] (0:12.76)
Average Speed [km/h]	47.7	61.0	58.6	56.8	58.4	62.2	60.8	59.8	56.5
Top Speed [km/h]	62.5	62.6	59.8	58.3	61.4	63.1	61.5	60.8	59.1
Avg. Dist. to Rail [m]	3.4	1.8	1.3	1.5	1.1	1.0	1.0	1.7	2.5
Avg. Stride Freq. [Hz]	2.2	2.3	2.2	2.2	2.2	2.3	2.3	2.3	2.2
Avg. Stride Length [m]	6.0	7.3	7.3	7.3	7.4	7.5	7.3	7.2	7.2



- [] Ranking at each section and finish
- .-.- No data available at this section
- NA No data available



Horse/Jockey Name	Patti Waggin
Final Rank	6
Fastest Section Time (Section)	0:11.47 (800m)
Top Speed [km/h] (Section)	63.9 (800m)
Race State	Finished



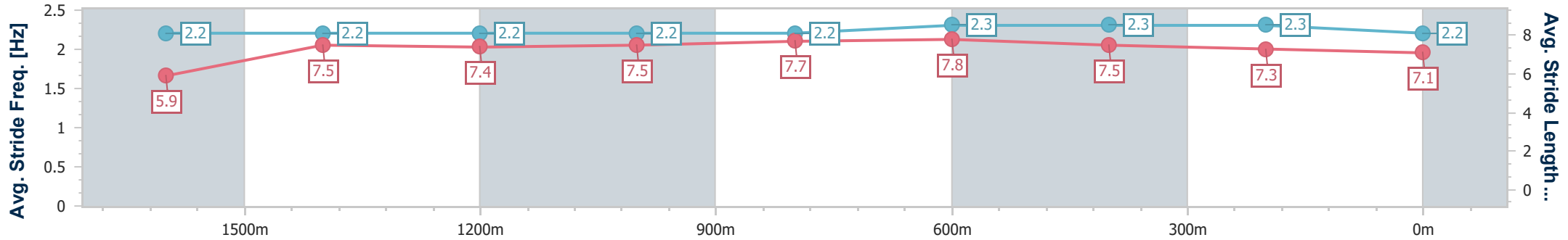
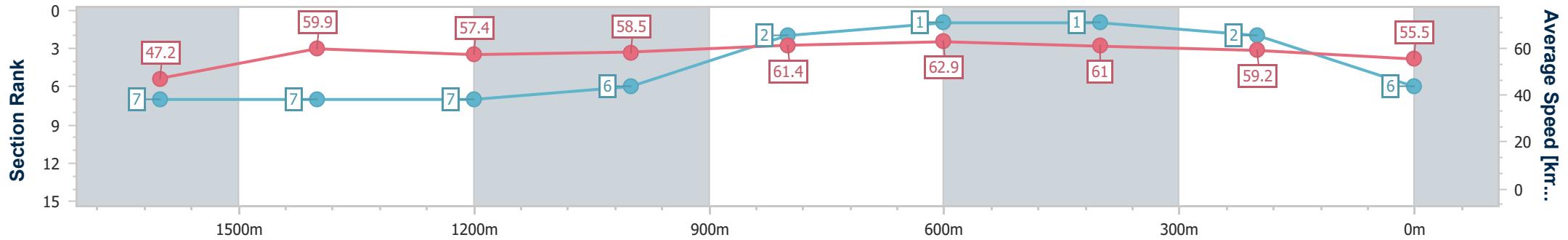
Mackay QLD Professional
 Race 8: RACING AGAIN THURSDAY 5TH SEPTEMBER
 BENCHMARK 60 Handicap - 1800m



22 August 2024 - 17:13

Track Rating: Good 4, Weather: Fine, Rail Position: +3m Entire

Section	Overall	1600m	1400m	1200m	1000m	800m	600m	400m	200m
Section Times	1:52.64 [6] (0:15.31)	1:37.33 [7] (0:12.11)	1:25.22 [7] (0:12.61)	1:12.61 [7] (0:12.39)	1:00.22 [6] (0:11.82)	0:48.40 [2] (0:11.47)	0:36.93 [1] (0:11.77)	0:25.16 [1] (0:12.16)	0:13.00 [2] (0:13.00)
Average Speed [km/h]	47.2	59.9	57.4	58.5	61.4	62.9	61.0	59.2	55.5
Top Speed [km/h]	60.3	61.3	58.6	59.1	63.5	63.9	61.8	60.7	58.2
Avg. Dist. to Rail [m]	8.1	1.2	1.6	2.3	2.6	1.2	0.5	0.8	0.8
Avg. Stride Freq. [Hz]	2.2	2.2	2.2	2.2	2.2	2.3	2.3	2.3	2.2
Avg. Stride Length [m]	5.9	7.5	7.4	7.5	7.7	7.8	7.5	7.3	7.1



- [] Ranking at each section and finish
- .-.- No data available at this section
- NA No data available



Horse/Jockey Name	Torque Espagna
Final Rank	7
Fastest Section Time (Section)	0:11.58 (800m)
Top Speed [km/h] (Section)	63.6 (800m)
Race State	Finished



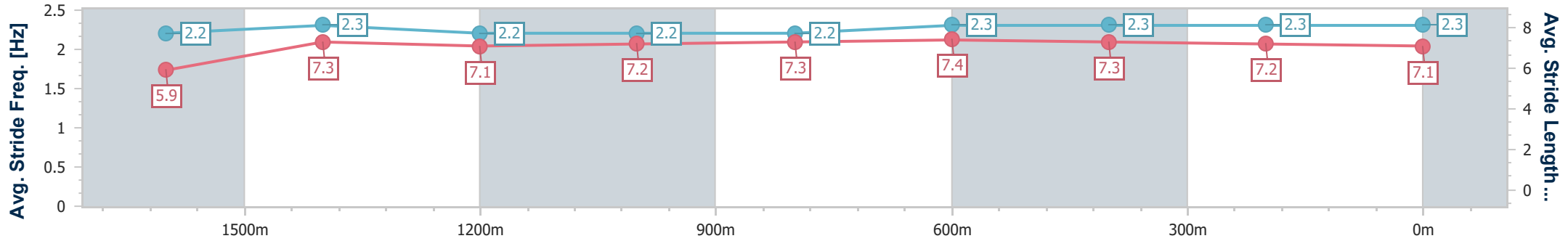
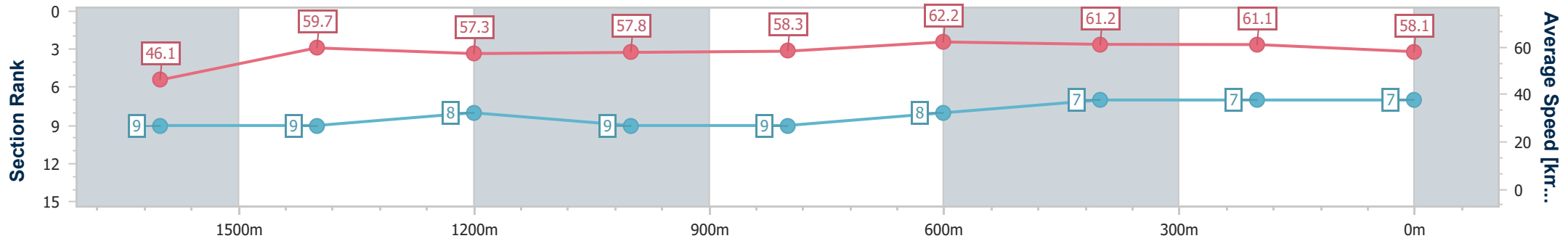
Mackay QLD Professional
 Race 8: RACING AGAIN THURSDAY 5TH SEPTEMBER
 BENCHMARK 60 Handicap - 1800m



22 August 2024 - 17:13

Track Rating: Good 4, Weather: Fine, Rail Position: +3m Entire

Section	Overall	1600m	1400m	1200m	1000m	800m	600m	400m	200m
Section Times	1:52.82 [7] (0:15.59)	1:37.23 [9] (0:12.10)	1:25.13 [9] (0:12.69)	1:12.44 [8] (0:12.48)	0:59.96 [9] (0:12.41)	0:47.55 [9] (0:11.58)	0:35.97 [8] (0:11.76)	0:24.21 [7] (0:11.83)	0:12.38 [7] (0:12.38)
Average Speed [km/h]	46.1	59.7	57.3	57.8	58.3	62.2	61.2	61.1	58.1
Top Speed [km/h]	59.2	60.7	60.4	58.7	60.7	63.6	62.2	62.7	61.2
Avg. Dist. to Rail [m]	4.7	0.7	1.6	1.6	0.7	0.8	0.6	3.8	6.8
Avg. Stride Freq. [Hz]	2.2	2.3	2.2	2.2	2.2	2.3	2.3	2.3	2.3
Avg. Stride Length [m]	5.9	7.3	7.1	7.2	7.3	7.4	7.3	7.2	7.1



- [] Ranking at each section and finish
- .-.- No data available at this section
- NA No data available



Horse/Jockey Name	Zelson
Final Rank	8
Fastest Section Time (Section)	0:11.65 (400m)
Top Speed [km/h] (Section)	63.1 (800m)
Race State	Finished



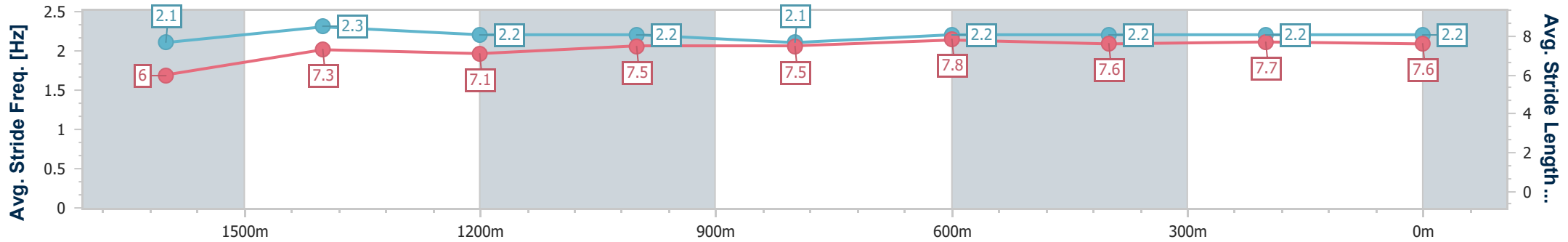
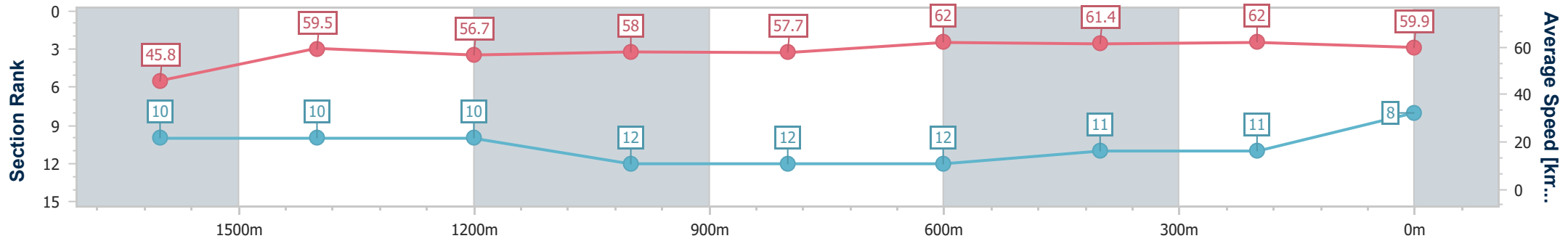
Mackay QLD Professional
Race 8: RACING AGAIN THURSDAY 5TH SEPTEMBER
BENCHMARK 60 Handicap - 1800m



22 August 2024 - 17:13

Track Rating: Good 4, Weather: Fine, Rail Position: +3m Entire

Section	Overall	1600m	1400m	1200m	1000m	800m	600m	400m	200m
Section Times	1:52.83 [8] (0:15.76)	1:37.07 [10] (0:12.04)	1:25.03 [10] (0:12.79)	1:12.24 [10] (0:12.46)	0:59.78 [12] (0:12.54)	0:47.24 [12] (0:11.71)	0:35.53 [12] (0:11.87)	0:23.66 [11] (0:11.65)	0:12.01 [11] (0:12.01)
Average Speed [km/h]	45.8	59.5	56.7	58.0	57.7	62.0	61.4	62.0	59.9
Top Speed [km/h]	59.6	61.7	61.3	59.7	59.9	63.1	62.7	62.8	62.7
Avg. Dist. to Rail [m]	5.1	0.4	1.1	1.5	2.0	2.4	1.5	4.2	8.3
Avg. Stride Freq. [Hz]	2.1	2.3	2.2	2.2	2.1	2.2	2.2	2.2	2.2
Avg. Stride Length [m]	6.0	7.3	7.1	7.5	7.5	7.8	7.6	7.7	7.6



- [] Ranking at each section and finish
- .-.- No data available at this section
- NA No data available



Horse/Jockey Name	Brain Fog
Final Rank	9
Fastest Section Time (Section)	0:11.59 (800m)
Top Speed [km/h] (Section)	64.1 (800m)
Race State	Finished



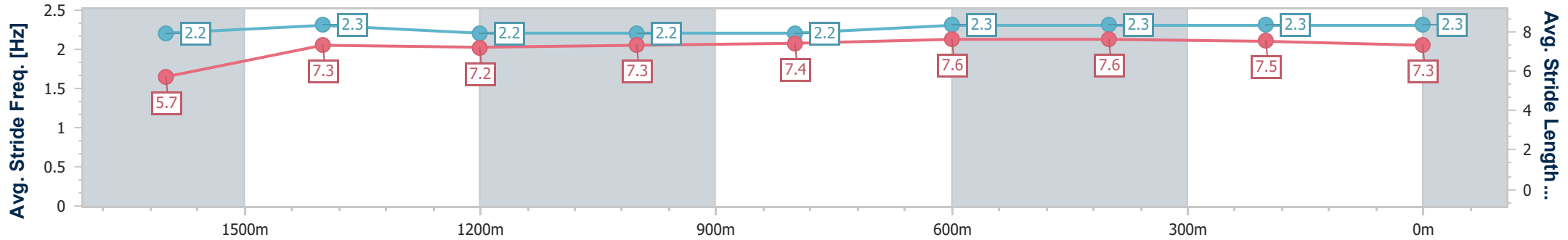
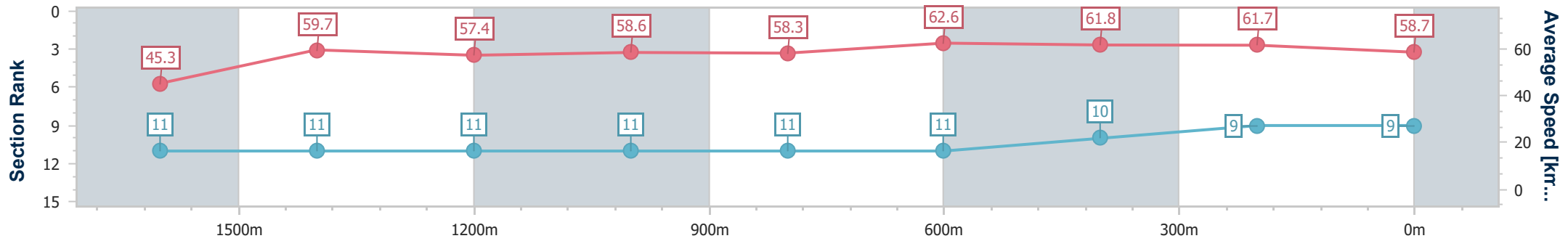
Mackay QLD Professional
 Race 8: RACING AGAIN THURSDAY 5TH SEPTEMBER
 BENCHMARK 60 Handicap - 1800m



22 August 2024 - 17:13

Track Rating: Good 4, Weather: Fine, Rail Position: +3m Entire

Section	Overall	1600m	1400m	1200m	1000m	800m	600m	400m	200m
Section Times	1:52.83 [9] (0:15.90)	1:36.93 [11] (0:12.14)	1:24.79 [11] (0:12.61)	1:12.18 [11] (0:12.39)	0:59.79 [11] (0:12.40)	0:47.39 [11] (0:11.59)	0:35.80 [11] (0:11.79)	0:24.01 [10] (0:11.75)	0:12.26 [9] (0:12.26)
Average Speed [km/h]	45.3	59.7	57.4	58.6	58.3	62.6	61.8	61.7	58.7
Top Speed [km/h]	59.2	61.7	61.8	60.4	61.4	64.1	62.6	62.1	60.8
Avg. Dist. to Rail [m]	6.6	0.8	1.7	2.4	2.4	2.0	1.8	5.4	7.3
Avg. Stride Freq. [Hz]	2.2	2.3	2.2	2.2	2.2	2.3	2.3	2.3	2.3
Avg. Stride Length [m]	5.7	7.3	7.2	7.3	7.4	7.6	7.6	7.5	7.3



- [] Ranking at each section and finish
- .-.- No data available at this section
- NA No data available



Horse/Jockey Name	Harbelle
Final Rank	10
Fastest Section Time (Section)	0:11.62 (800m)
Top Speed [km/h] (Section)	63.3 (800m)
Race State	Finished



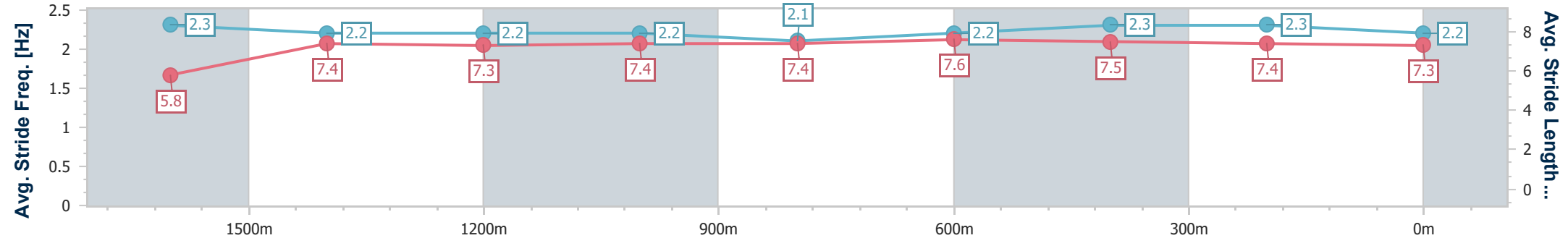
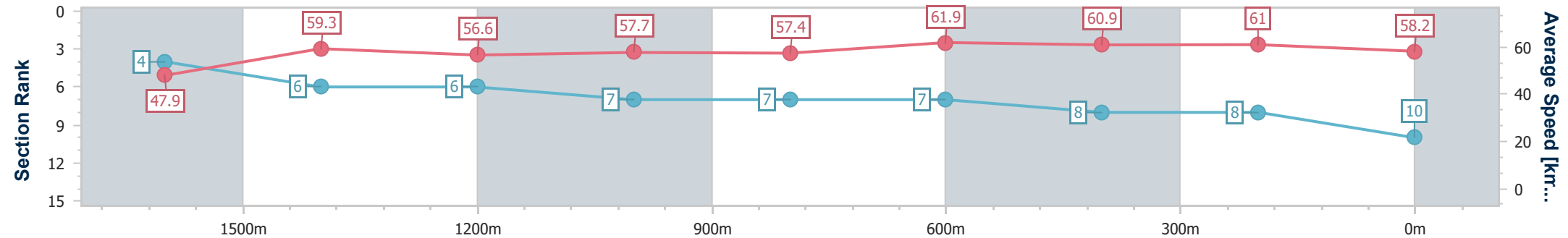
Mackay QLD Professional
Race 8: RACING AGAIN THURSDAY 5TH SEPTEMBER
BENCHMARK 60 Handicap - 1800m



22 August 2024 - 17:13

Track Rating: Good 4, Weather: Fine, Rail Position: +3m Entire

Section	Overall	1600m	1400m	1200m	1000m	800m	600m	400m	200m				
Section Times	1:52.87 [10] (0:14.99)	1:37.88 [4] (0:12.23)	1:25.65 [6] (0:12.79)	1:12.86 [6] (0:12.54)	1:00.32 [7] (0:12.60)	0:47.72 [7] (0:11.62)	0:36.10 [7] (0:11.88)	0:24.22 [8] (0:11.88)	0:12.34 [8] (0:12.34)				
Average Speed [km/h]	47.9	59.3	56.6	57.7	57.4	61.9	60.9	61.0	58.2				
Top Speed [km/h]	60.8	60.7	58.2	58.4	59.7	63.3	62.0	61.5	61.4				
Avg. Dist. to Rail [m]	1.7	0.8	1.5	1.5	1.1	0.7	1.1	3.6	3.2				
Avg. Stride Freq. [Hz]	2.3	2.2	2.2	2.2	2.1	2.2	2.3	2.3	2.2				
Avg. Stride Length [m]	5.8	7.4	7.3	7.4	7.4	7.6	7.5	7.4	7.3				



- [] Ranking at each section and finish
- .-.- No data available at this section
- NA No data available



Horse/Jockey Name	Bromes
Final Rank	11
Fastest Section Time (Section)	0:11.64 (800m)
Top Speed [km/h] (Section)	64.3 (Overall)
Race State	Finished



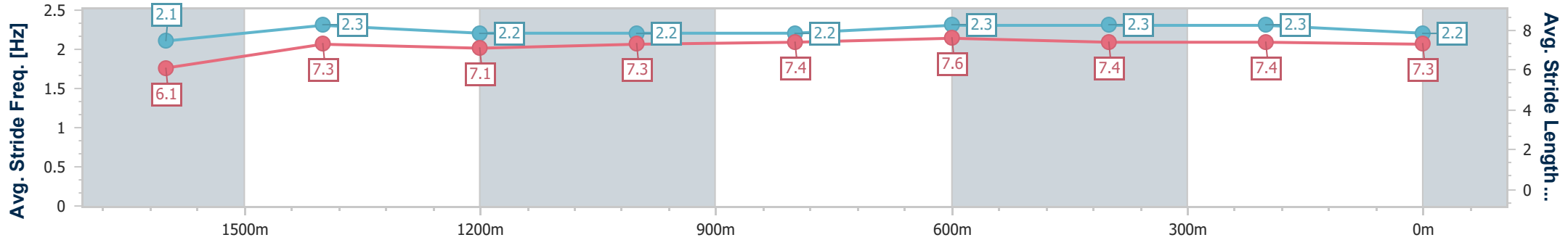
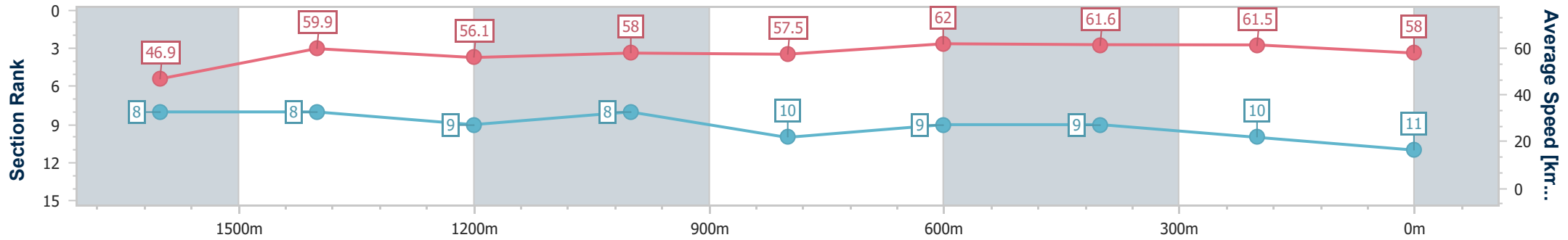
Mackay QLD Professional
Race 8: RACING AGAIN THURSDAY 5TH SEPTEMBER
BENCHMARK 60 Handicap - 1800m



22 August 2024 - 17:13

Track Rating: Good 4, Weather: Fine, Rail Position: +3m Entire

Section	Overall	1600m	1400m	1200m	1000m	800m	600m	400m	200m
Section Times	1:52.99 [11] (0:15.50)	1:37.49 [8] (0:12.00)	1:25.49 [8] (0:12.90)	1:12.59 [9] (0:12.43)	1:00.16 [8] (0:12.55)	0:47.61 [10] (0:11.64)	0:35.97 [9] (0:11.79)	0:24.18 [9] (0:11.77)	0:12.41 [10] (0:12.41)
Average Speed [km/h]	46.9	59.9	56.1	58.0	57.5	62.0	61.6	61.5	58.0
Top Speed [km/h]	64.3	64.2	58.4	59.0	59.7	63.3	62.7	62.5	62.0
Avg. Dist. to Rail [m]	3.2	0.7	1.0	1.3	1.0	0.9	1.1	5.5	6.6
Avg. Stride Freq. [Hz]	2.1	2.3	2.2	2.2	2.2	2.3	2.3	2.3	2.2
Avg. Stride Length [m]	6.1	7.3	7.1	7.3	7.4	7.6	7.4	7.4	7.3



- [] Ranking at each section and finish
- .-.- No data available at this section
- NA No data available



Horse/Jockey Name	Lets Torque A Deel
Final Rank	12
Fastest Section Time (Section)	0:11.85 (800m)
Top Speed [km/h] (Section)	62.9 (800m)
Race State	Finished



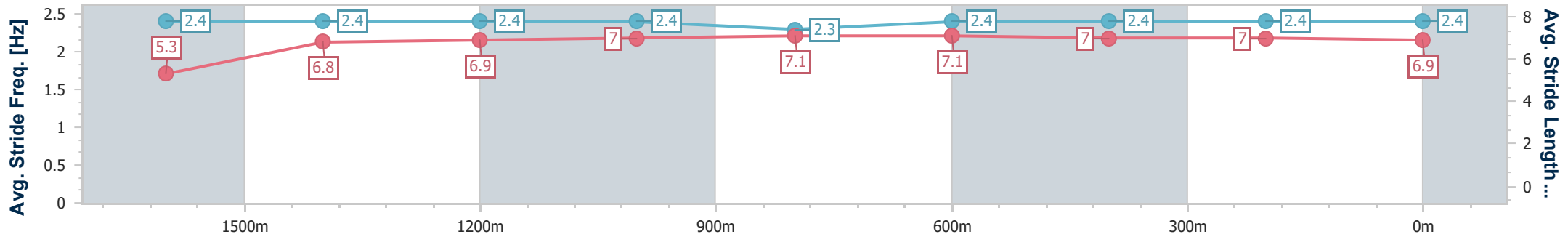
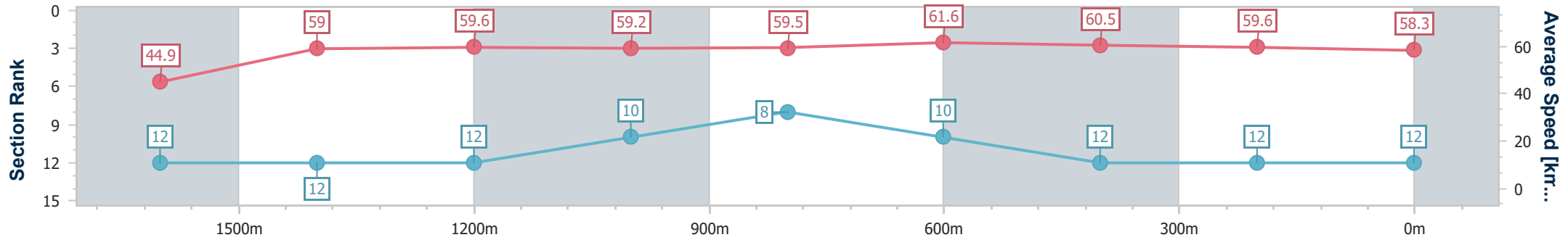
Mackay QLD Professional
Race 8: RACING AGAIN THURSDAY 5TH SEPTEMBER
BENCHMARK 60 Handicap - 1800m



22 August 2024 - 17:13

Track Rating: Good 4, Weather: Fine, Rail Position: +3m Entire

Section	Overall	1600m	1400m	1200m	1000m	800m	600m	400m	200m
Section Times	1:53.73 [12] (0:16.05)	1:37.68 [12] (0:12.27)	1:25.41 [12] (0:12.34)	1:13.07 [12] (0:12.23)	1:00.84 [10] (0:12.29)	0:48.55 [8] (0:11.85)	0:36.70 [10] (0:12.16)	0:24.54 [12] (0:12.19)	0:12.35 [12] (0:12.35)
Average Speed [km/h]	44.9	59.0	59.6	59.2	59.5	61.6	60.5	59.6	58.3
Top Speed [km/h]	58.4	60.6	60.9	60.2	60.3	62.9	61.1	60.1	60.4
Avg. Dist. to Rail [m]	5.3	1.1	3.4	4.3	4.6	4.0	3.0	6.4	9.3
Avg. Stride Freq. [Hz]	2.4	2.4	2.4	2.4	2.3	2.4	2.4	2.4	2.4
Avg. Stride Length [m]	5.3	6.8	6.9	7.0	7.1	7.1	7.0	7.0	6.9



- [] Ranking at each section and finish
- .-.- No data available at this section
- NA No data available