



Mackay QLD Professional

Race 7: J & C ELECTRICAL SERVICES OPEN Handicap - 1050m

22 August 2024 - 16:35



MACKAY TURF CLUB
Ooralea Racecourse

Track Rating: Good 4, Weather: Fine, Rail Position: +3m Entire

Section		Overall											Last 600m	
Field Times		1:00.58											0:33.74	
		(0:04.96)												
		1000m												
		0:55.62												
		(0:11.02)												
		800m												
		0:44.60												
		(0:10.86)												
		600m												
		0:33.74												
		(0:11.02)												
		400m												
		0:22.72												
		(0:11.05)												
		200m												
		0:11.67												
		(0:11.67)												
Rank	TAB	Horse/Jockey	Barrier	Top Speed [km/h]	Fastest Section	Overall	1000m	800m	600m	400m	200m	Margin	Distance Travelled [m]	
1	7	COCHRANE	4	68.5	0:05.24	1:00.58 [1]	0:55.34 [5]	0:44.18 [4]	0:33.40 [4]	0:22.28 [4]	0:11.42 [2]	1:00.58	0:33.40	
		Leah Martyn		800m	Overall	(0:05.24)	(0:11.16)	(0:10.78)	(0:11.12)	(0:10.86)	(0:11.42)			
2	1	BLUE KENTUCKY MOON	8	67.4	0:04.96	1:00.63 [2]	0:55.67 [1]	0:44.62 [2]	0:33.71 [2]	0:22.77 [1]	0:11.72 [1]	0.3L	0:33.71	
		Warwick Satherley		800m	Overall	(0:04.96)	(0:11.05)	(0:10.91)	(0:10.94)	(0:11.05)	(0:11.72)		-7	
3	3	LEADERSHIP SPILL	3	68.4	0:05.11	1:00.78 [3]	0:55.67 [2]	0:44.65 [3]	0:33.74 [3]	0:22.56 [3]	0:11.55 [4]	1.15L	0:33.74	
		Georgina Cartwright		1000m	Overall	(0:05.11)	(0:11.02)	(0:10.91)	(0:11.18)	(0:11.01)	(0:11.55)		+2	
4	8	CAPTAIN FOX	2	68.3	0:05.33	1:00.96 [4]	0:55.63 [6]	0:44.40 [5]	0:33.61 [5]	0:22.31 [5]	0:11.40 [5]	2.21L	0:33.61	
		Sean Cormack		400m	Overall	(0:05.33)	(0:11.23)	(0:10.79)	(0:11.30)	(0:10.91)	(0:11.40)		-2	
5	9	EYEWITNESS	1	67.8	0:05.24	1:01.09 [5]	0:55.85 [4]	0:44.42 [6]	0:33.58 [7]	0:22.27 [7]	0:11.35 [6]	2.97L	0:33.58	
		Jackson Murphy		400m	Overall	(0:05.24)	(0:11.43)	(0:10.84)	(0:11.31)	(0:10.92)	(0:11.35)		-1	
6	2	SIR ROCKET	7	67.7	0:05.48	1:01.19 [6]	0:55.71 [9]	0:44.35 [9]	0:33.43 [8]	0:22.21 [8]	0:11.27 [7]	3.59L	0:33.43	
		Ryan Wiggins		400m	Overall	(0:05.48)	(0:11.36)	(0:10.92)	(0:11.22)	(0:10.94)	(0:11.27)		+0	
7	5	ASPEN LAD	5	69.1	0:05.12	1:01.32 [7]	0:56.20 [3]	0:45.34 [1]	0:34.48 [1]	0:23.29 [2]	0:12.13 [3]	4.37L	0:34.48	
		Adrian Layt		1000m	Overall	(0:05.12)	(0:10.86)	(0:10.86)	(0:11.19)	(0:11.16)	(0:12.13)		+5	
8	6	FANAAR	10	68.1	0:05.43	1:02.20 [8]	0:56.77 [8]	0:45.37 [8]	0:34.43 [9]	0:23.13 [9]	0:11.80 [9]	9.53L	0:34.43	
		Zac Sprie		1000m	Overall	(0:05.43)	(0:11.40)	(0:10.94)	(0:11.30)	(0:11.33)	(0:11.80)		+7	
9	10	MISHANI FRAUDSTER	6	68.0	0:05.34	1:02.86 [9]	0:57.52 [7]	0:46.17 [7]	0:35.40 [6]	0:24.20 [6]	0:12.83 [8]	13.42L	0:35.40	
		Chelsea Jokic		800m	Overall	(0:05.34)	(0:11.35)	(0:10.77)	(0:11.20)	(0:11.37)	(0:12.83)		+1	

Scratched: Flying Shamus (#11), Shamedy (#4)

[] Ranking at each section and finish
 -:-:- No data available at this section
 NA No data available

SCN Saddle cloth number
 DNF Did not finish
 DNT Did not track



Horse/Jockey Name	Cochrane
Final Rank	1
Fastest Section Time (Section)	0:05.24 (Overall)
Top Speed [km/h] (Section)	68.5 (800m)
Race State	Finished



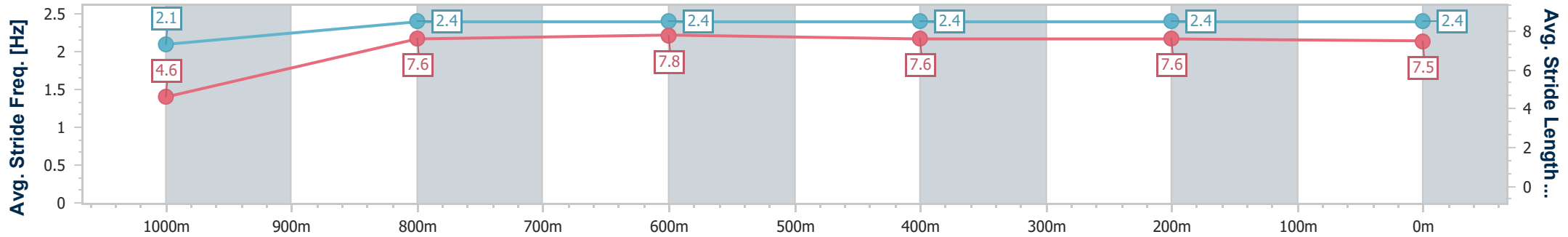
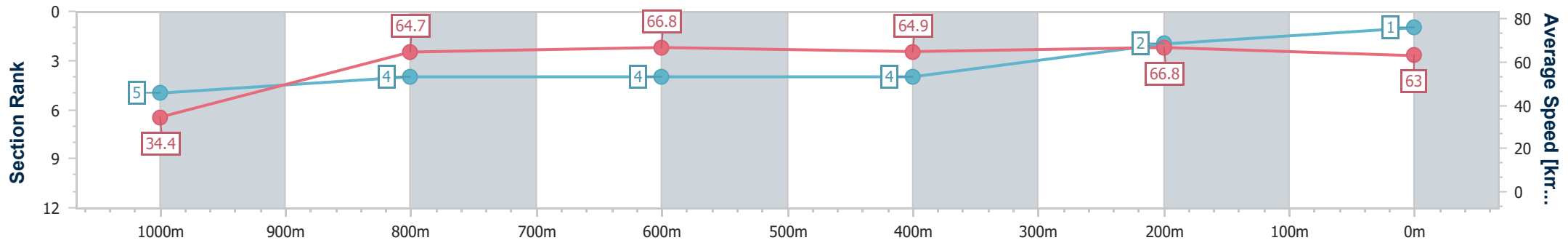
Mackay QLD Professional
Race 7: J & C ELECTRICAL SERVICES OPEN Handicap - 1050m



22 August 2024 - 16:35

Track Rating: Good 4, Weather: Fine, Rail Position: +3m Entire

Section	Overall	1000m	800m	600m	400m	200m
Section Times	1:00.58 [1] (0:05.24)	0:55.34 [5] (0:11.16)	0:44.18 [4] (0:10.78)	0:33.40 [4] (0:11.12)	0:22.28 [4] (0:10.86)	0:11.42 [2] (0:11.42)
Average Speed [km/h]	34.4	64.7	66.8	64.9	66.8	63.0
Top Speed [km/h]	58.1	67.0	68.5	66.6	67.9	67.1
Avg. Dist. to Rail [m]	1.9	1.6	0.4	1.2	3.6	4.6
Avg. Stride Freq. [Hz]	2.1	2.4	2.4	2.4	2.4	2.4
Avg. Stride Length [m]	4.6	7.6	7.8	7.6	7.6	7.5



- [] Ranking at each section and finish
- .-.- No data available at this section
- NA No data available



Horse/Jockey Name	Blue Kentucky Moon
Final Rank	2
Fastest Section Time (Section)	0:04.96 (Overall)
Top Speed [km/h] (Section)	67.4 (800m)
Race State	Finished



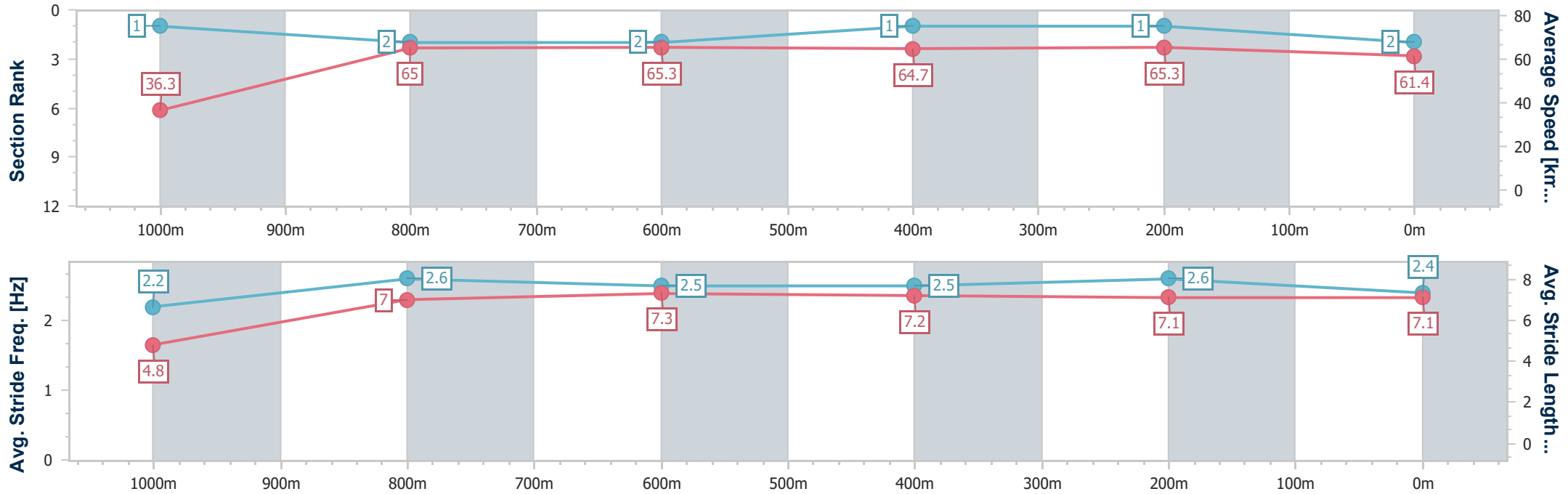
Mackay QLD Professional
Race 7: J & C ELECTRICAL SERVICES OPEN Handicap - 1050m



22 August 2024 - 16:35

Track Rating: Good 4, Weather: Fine, Rail Position: +3m Entire

Section	Overall	1000m	800m	600m	400m	200m
Section Times	1:00.63 [2] (0:04.96)	0:55.67 [1] (0:11.05)	0:44.62 [2] (0:10.91)	0:33.71 [2] (0:10.94)	0:22.77 [1] (0:11.05)	0:11.72 [1] (0:11.72)
Average Speed [km/h]	36.3	65.0	65.3	64.7	65.3	61.4
Top Speed [km/h]	57.8	66.6	67.4	65.2	66.4	64.7
Avg. Dist. to Rail [m]	4.0	1.7	2.0	2.5	2.4	2.1
Avg. Stride Freq. [Hz]	2.2	2.6	2.5	2.5	2.6	2.4
Avg. Stride Length [m]	4.8	7.0	7.3	7.2	7.1	7.1



- [] Ranking at each section and finish
- .-.- No data available at this section
- NA No data available



Horse/Jockey Name	Leadership Spill
Final Rank	3
Fastest Section Time (Section)	0:05.11 (Overall)
Top Speed [km/h] (Section)	68.4 (1000m)
Race State	Finished



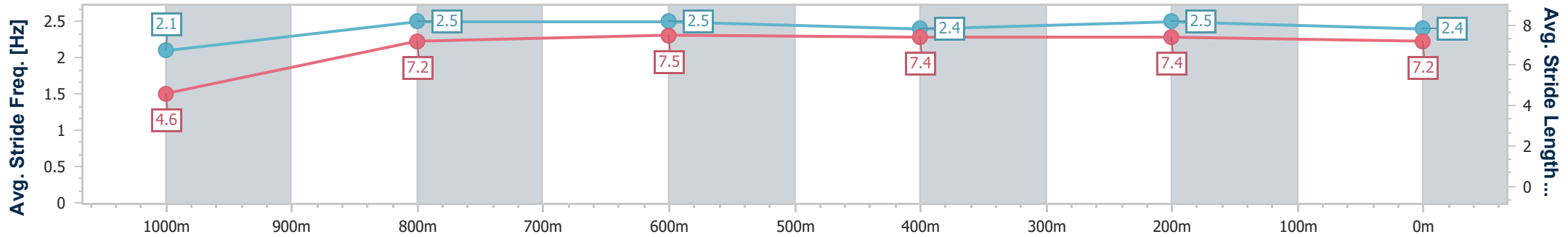
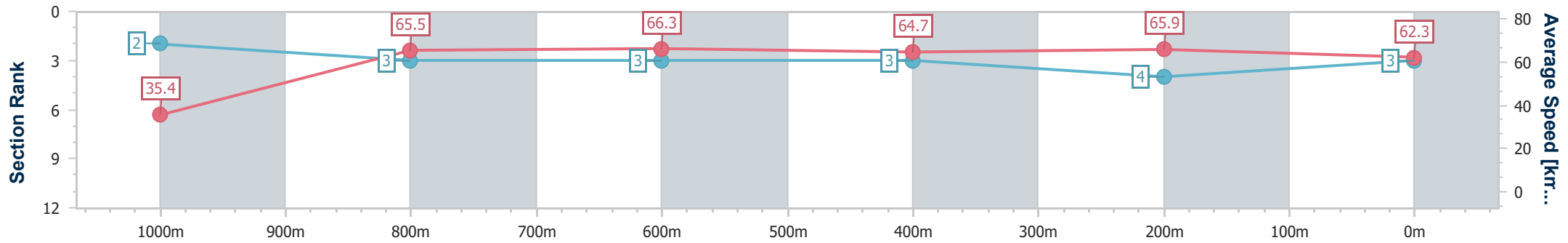
Mackay QLD Professional
Race 7: J & C ELECTRICAL SERVICES OPEN Handicap - 1050m



22 August 2024 - 16:35

Track Rating: Good 4, Weather: Fine, Rail Position: +3m Entire

Section	Overall	1000m	800m	600m	400m	200m
Section Times	1:00.78 [3] (0:05.11)	0:55.67 [2] (0:11.02)	0:44.65 [3] (0:10.91)	0:33.74 [3] (0:11.18)	0:22.56 [3] (0:11.01)	0:11.55 [4] (0:11.55)
Average Speed [km/h]	35.4	65.5	66.3	64.7	65.9	62.3
Top Speed [km/h]	58.9	68.4	67.4	65.9	66.4	65.7
Avg. Dist. to Rail [m]	1.5	1.1	0.9	1.3	3.2	3.7
Avg. Stride Freq. [Hz]	2.1	2.5	2.5	2.4	2.5	2.4
Avg. Stride Length [m]	4.6	7.2	7.5	7.4	7.4	7.2



- [] Ranking at each section and finish
- .-.- No data available at this section
- NA No data available



Horse/Jockey Name	Captain Fox
Final Rank	4
Fastest Section Time (Section)	0:05.33 (Overall)
Top Speed [km/h] (Section)	68.3 (400m)
Race State	Finished



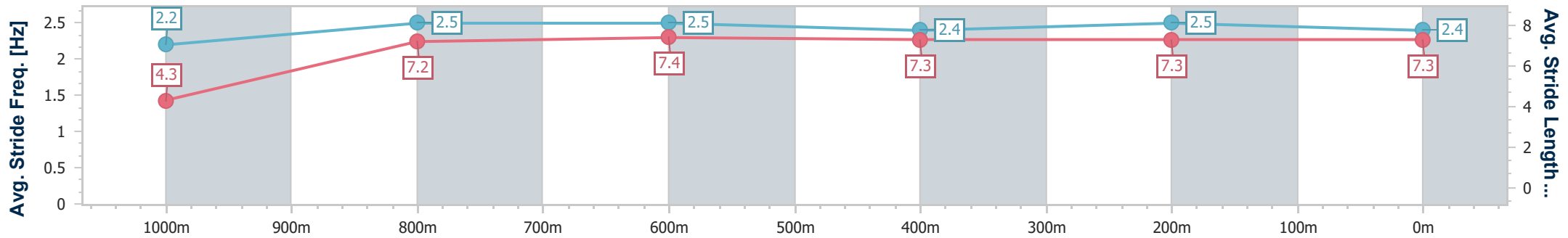
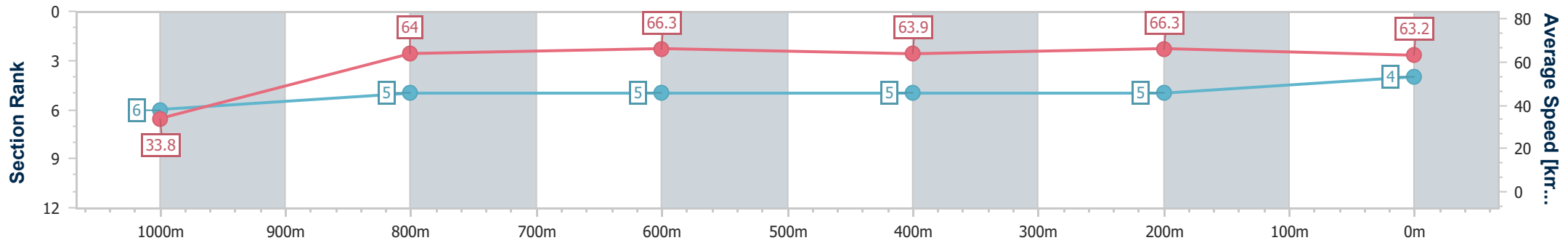
Mackay QLD Professional
Race 7: J & C ELECTRICAL SERVICES OPEN Handicap - 1050m



22 August 2024 - 16:35

Track Rating: Good 4, Weather: Fine, Rail Position: +3m Entire

Section	Overall	1000m	800m	600m	400m	200m
Section Times	1:00.96 [4] (0:05.33)	0:55.63 [6] (0:11.23)	0:44.40 [5] (0:10.79)	0:33.61 [5] (0:11.30)	0:22.31 [5] (0:10.91)	0:11.40 [5] (0:11.40)
Average Speed [km/h]	33.8	64.0	66.3	63.9	66.3	63.2
Top Speed [km/h]	57.6	67.1	67.0	65.3	68.3	66.1
Avg. Dist. to Rail [m]	0.5	0.9	1.6	1.4	3.6	5.8
Avg. Stride Freq. [Hz]	2.2	2.5	2.5	2.4	2.5	2.4
Avg. Stride Length [m]	4.3	7.2	7.4	7.3	7.3	7.3



- [] Ranking at each section and finish
- .-.- No data available at this section
- NA No data available



Horse/Jockey Name	Eyewitness
Final Rank	5
Fastest Section Time (Section)	0:05.24 (Overall)
Top Speed [km/h] (Section)	67.8 (400m)
Race State	Finished



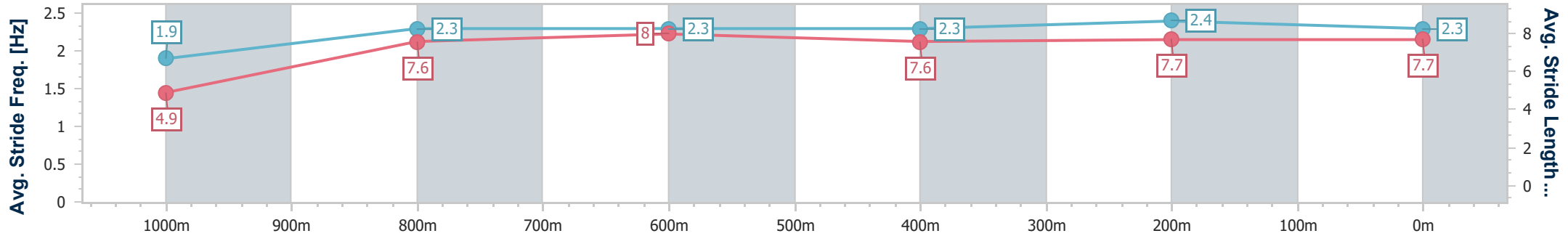
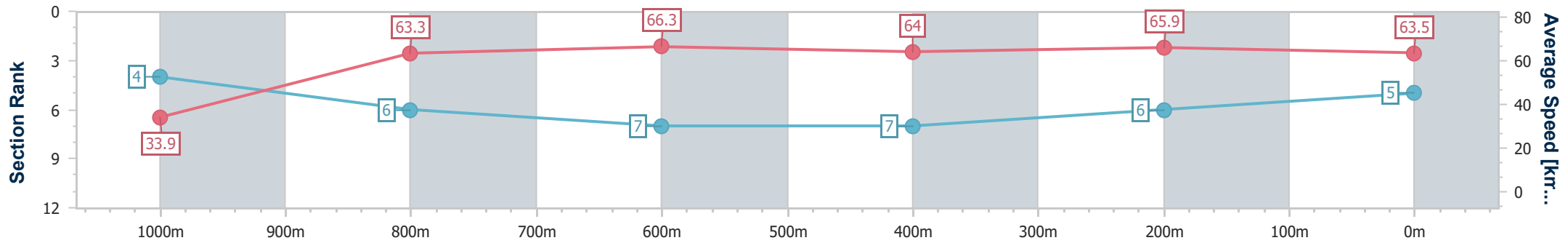
Mackay QLD Professional
Race 7: J & C ELECTRICAL SERVICES OPEN Handicap - 1050m



22 August 2024 - 16:35

Track Rating: Good 4, Weather: Fine, Rail Position: +3m Entire

Section	Overall	1000m	800m	600m	400m	200m
Section Times	1:01.09 [5] (0:05.24)	0:55.85 [4] (0:11.43)	0:44.42 [6] (0:10.84)	0:33.58 [7] (0:11.31)	0:22.27 [7] (0:10.92)	0:11.35 [6] (0:11.35)
Average Speed [km/h]	33.9	63.3	66.3	64.0	65.9	63.5
Top Speed [km/h]	57.1	66.8	67.6	65.3	67.8	66.1
Avg. Dist. to Rail [m]	1.7	0.9	0.5	0.5	3.3	6.3
Avg. Stride Freq. [Hz]	1.9	2.3	2.3	2.3	2.4	2.3
Avg. Stride Length [m]	4.9	7.6	8.0	7.6	7.7	7.7



- [] Ranking at each section and finish
- .-.- No data available at this section
- NA No data available



Horse/Jockey Name	Sir Rocket
Final Rank	6
Fastest Section Time (Section)	0:05.48 (Overall)
Top Speed [km/h] (Section)	67.7 (400m)
Race State	Finished



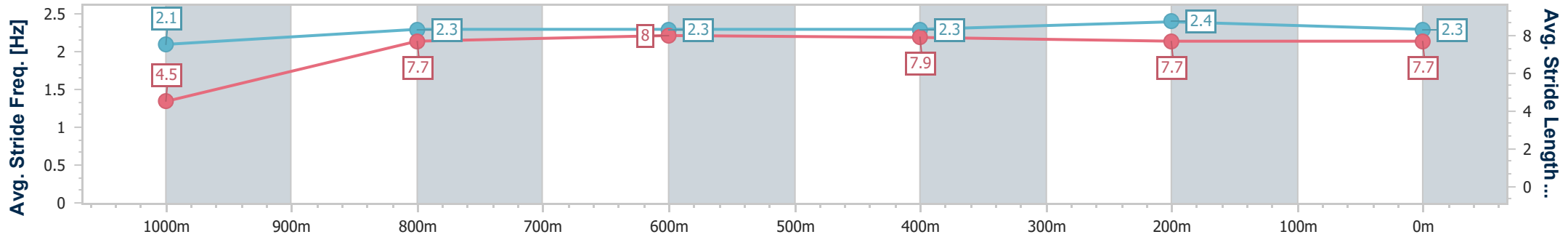
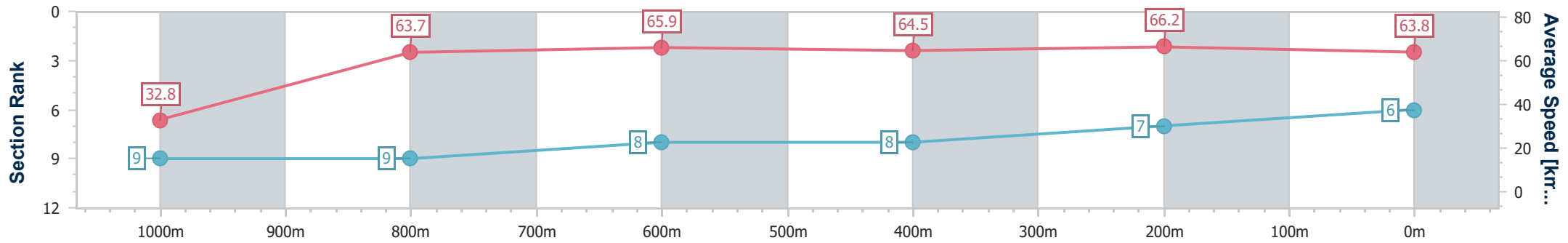
Mackay QLD Professional
Race 7: J & C ELECTRICAL SERVICES OPEN Handicap - 1050m



22 August 2024 - 16:35

Track Rating: Good 4, Weather: Fine, Rail Position: +3m Entire

Section	Overall	1000m	800m	600m	400m	200m
Section Times	1:01.19 [6] (0:05.48)	0:55.71 [9] (0:11.36)	0:44.35 [9] (0:10.92)	0:33.43 [8] (0:11.22)	0:22.21 [8] (0:10.94)	0:11.27 [7] (0:11.27)
Average Speed [km/h]	32.8	63.7	65.9	64.5	66.2	63.8
Top Speed [km/h]	54.6	67.0	66.4	66.2	67.7	66.6
Avg. Dist. to Rail [m]	4.6	2.2	0.6	0.8	3.3	4.0
Avg. Stride Freq. [Hz]	2.1	2.3	2.3	2.3	2.4	2.3
Avg. Stride Length [m]	4.5	7.7	8.0	7.9	7.7	7.7



- [] Ranking at each section and finish
- .-.- No data available at this section
- NA No data available



Horse/Jockey Name	Aspen Lad
Final Rank	7
Fastest Section Time (Section)	0:05.12 (Overall)
Top Speed [km/h] (Section)	69.1 (1000m)
Race State	Finished



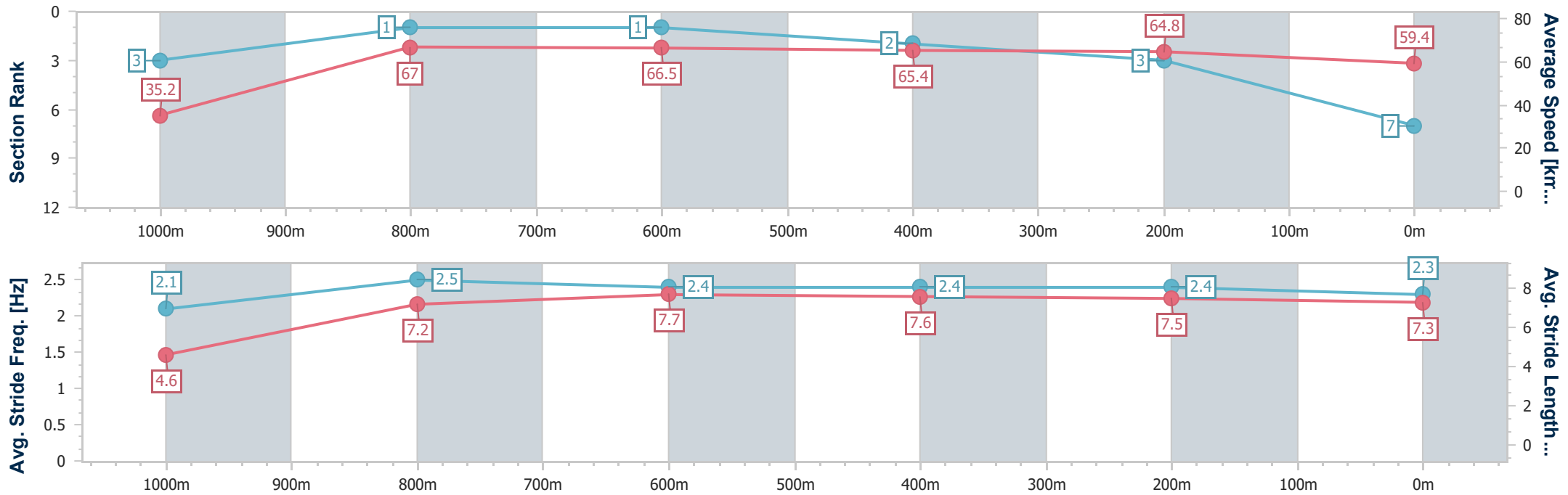
Mackay QLD Professional
Race 7: J & C ELECTRICAL SERVICES OPEN Handicap - 1050m



22 August 2024 - 16:35

Track Rating: Good 4, Weather: Fine, Rail Position: +3m Entire

Section	Overall	1000m	800m	600m	400m	200m
Section Times	1:01.32 [7] (0:05.12)	0:56.20 [3] (0:10.86)	0:45.34 [1] (0:10.86)	0:34.48 [1] (0:11.19)	0:23.29 [2] (0:11.16)	0:12.13 [3] (0:12.13)
Average Speed [km/h]	35.2	67.0	66.5	65.4	64.8	59.4
Top Speed [km/h]	58.7	69.1	67.8	66.6	66.7	63.6
Avg. Dist. to Rail [m]	2.9	3.7	1.1	2.2	4.0	3.1
Avg. Stride Freq. [Hz]	2.1	2.5	2.4	2.4	2.4	2.3
Avg. Stride Length [m]	4.6	7.2	7.7	7.6	7.5	7.3



- [] Ranking at each section and finish
- .-.- No data available at this section
- NA No data available



Horse/Jockey Name	Fanaar
Final Rank	8
Fastest Section Time (Section)	0:05.43 (Overall)
Top Speed [km/h] (Section)	68.1 (1000m)
Race State	Finished



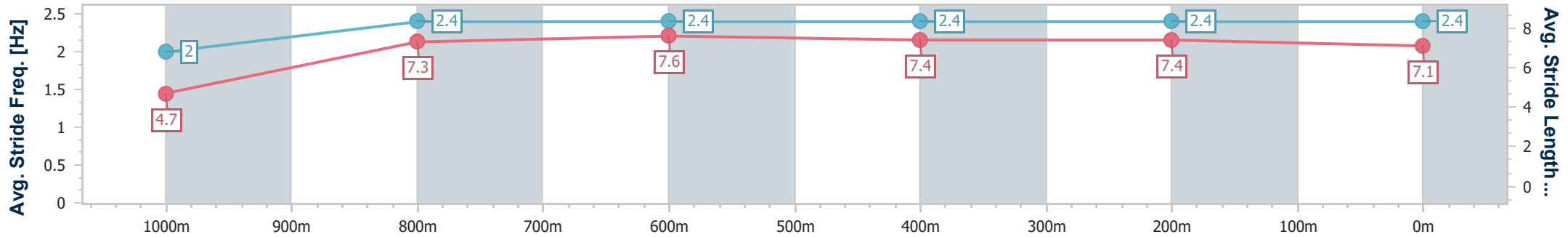
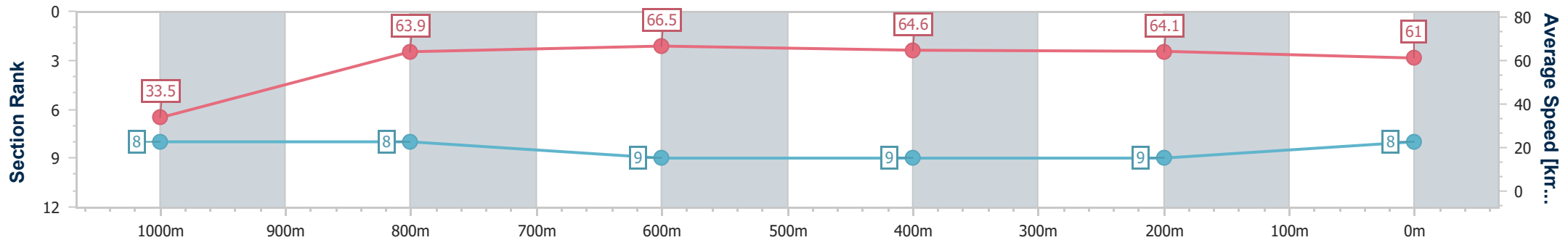
Mackay QLD Professional
Race 7: J & C ELECTRICAL SERVICES OPEN Handicap - 1050m



22 August 2024 - 16:35

Track Rating: Good 4, Weather: Fine, Rail Position: +3m Entire

Section	Overall	1000m	800m	600m	400m	200m
Section Times	1:02.20 [8] (0:05.43)	0:56.77 [8] (0:11.40)	0:45.37 [8] (0:10.94)	0:34.43 [9] (0:11.30)	0:23.13 [9] (0:11.33)	0:11.80 [9] (0:11.80)
Average Speed [km/h]	33.5	63.9	66.5	64.6	64.1	61.0
Top Speed [km/h]	55.9	68.1	67.8	66.0	65.2	65.0
Avg. Dist. to Rail [m]	7.2	5.6	2.7	2.1	5.1	3.9
Avg. Stride Freq. [Hz]	2.0	2.4	2.4	2.4	2.4	2.4
Avg. Stride Length [m]	4.7	7.3	7.6	7.4	7.4	7.1



- [] Ranking at each section and finish
- .-.- No data available at this section
- NA No data available



Horse/Jockey Name	Mishani Fraudster
Final Rank	9
Fastest Section Time (Section)	0:05.34 (Overall)
Top Speed [km/h] (Section)	68.0 (800m)
Race State	Finished



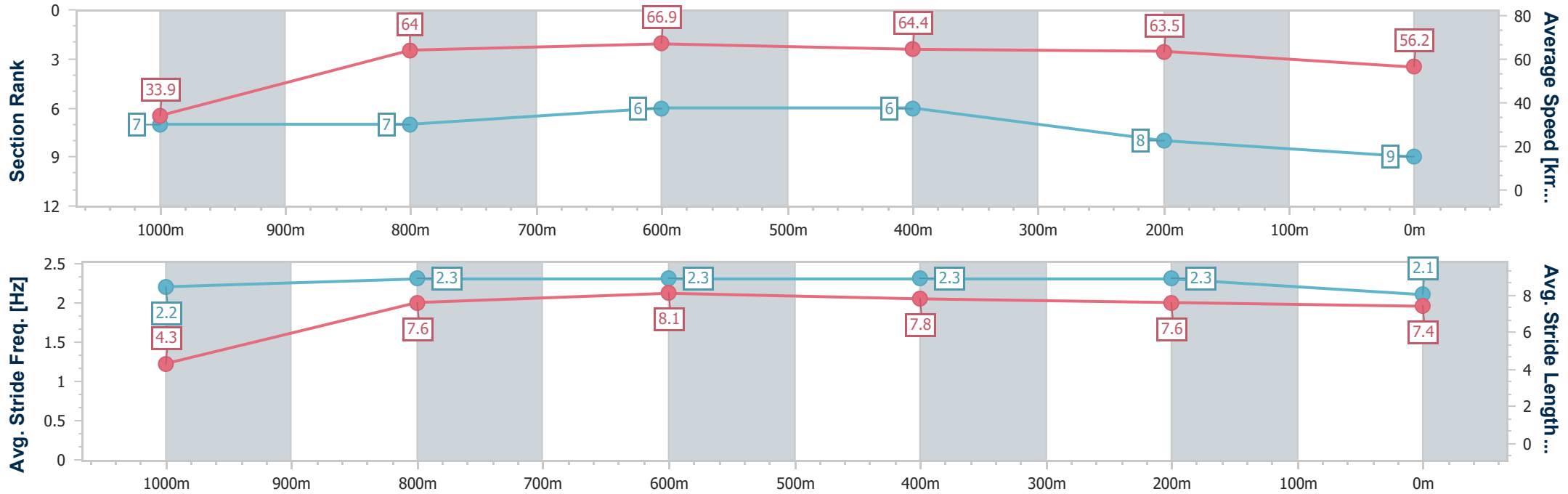
Mackay QLD Professional
Race 7: J & C ELECTRICAL SERVICES OPEN Handicap - 1050m



22 August 2024 - 16:35

Track Rating: Good 4, Weather: Fine, Rail Position: +3m Entire

Section	Overall	1000m	800m	600m	400m	200m
Section Times	1:02.86 [9] (0:05.34)	0:57.52 [7] (0:11.35)	0:46.17 [7] (0:10.77)	0:35.40 [6] (0:11.20)	0:24.20 [6] (0:11.37)	0:12.83 [8] (0:12.83)
Average Speed [km/h]	33.9	64.0	66.9	64.4	63.5	56.2
Top Speed [km/h]	55.3	66.9	68.0	66.1	65.3	62.2
Avg. Dist. to Rail [m]	3.8	3.9	0.7	0.8	4.7	5.8
Avg. Stride Freq. [Hz]	2.2	2.3	2.3	2.3	2.3	2.1
Avg. Stride Length [m]	4.3	7.6	8.1	7.8	7.6	7.4



- [] Ranking at each section and finish
- .-.- No data available at this section
- NA No data available