



Mackay QLD Professional

Race 4: LADBROKES RACING CLUB Class 3 Plate - 1560m

22 August 2024 - 14:43



MACKAY TURF CLUB

Ooralea Racecourse

Track Rating: Good 4, Weather: Fine, Rail Position: +3m Entire

Section														
Field Times														
Overall	1400m	1200m	1000m	800m	600m	400m	Last 600m							
1:34.06 (0:12.04)	1:22.02 (0:11.13)	1:10.89 (0:11.51)	0:59.38 (0:12.02)	0:47.36 (0:11.74)	0:35.62 (0:11.58)	0:24.04 (0:11.67)	0:35.62							
Rank	TAB	Horse/Jockey	Barrier	Top Speed [km/h]	Fastest Section								Distance Travelled [m]	
1	9	DECIDUOUS Zac Sprie	2	65.8 1400m	0:11.13 1400m	1:34.06 [1] (0:12.04)	1:22.02 [1] (0:11.13)	1:10.89 [1] (0:11.51)	0:59.38 [1] (0:12.02)	0:47.36 [1] (0:11.74)	0:35.62 [1] (0:11.58)	0:24.04 [1] (0:11.67)	0:35.62	
2	7	EL OF A SENORITA Ryan Wiggins	8	65.6 1400m	0:11.38 1400m	1:34.37 [2] (0:12.25)	1:22.12 [4] (0:11.38)	1:10.74 [3] (0:11.50)	0:59.24 [3] (0:11.93)	0:47.31 [3] (0:11.67)	0:35.64 [3] (0:11.85)	0:23.79 [2] (0:11.60)	0:35.64	+6
3	2	AWESOME SPIRIT Sean Cormack	10	64.8 1400m	0:11.48 1200m	1:34.68 [3] (0:12.78)	1:21.90 [10] (0:11.51)	1:10.39 [10] (0:11.48)	0:58.91 [10] (0:11.96)	0:46.95 [10] (0:11.70)	0:35.25 [10] (0:11.68)	0:23.57 [10] (0:11.56)	0:35.25	+9
4	11	DIVINE HUNTER Jackson Murphy	5	64.5 1400m	0:11.45 1400m	1:34.82 [4] (0:12.27)	1:22.55 [5] (0:11.45)	1:11.10 [5] (0:11.52)	0:59.58 [5] (0:11.94)	0:47.64 [5] (0:11.65)	0:35.99 [5] (0:11.84)	0:24.15 [3] (0:11.78)	0:35.99	+8
5	5	SIR MAXIMUS Chris Whiteley	9	63.9 1400m	0:11.50 1200m	1:34.84 [5] (0:12.51)	1:22.33 [8] (0:11.53)	1:10.80 [8] (0:11.50)	0:59.30 [8] (0:11.96)	0:47.34 [8] (0:11.73)	0:35.61 [9] (0:11.71)	0:23.90 [8] (0:11.67)	0:35.61	+9
6	8	MICROWAVE JENNY Nathan Thomas	4	64.1 1400m	0:11.39 1400m	1:35.04 [6] (0:12.36)	1:22.68 [6] (0:11.39)	1:11.29 [6] (0:11.52)	0:59.77 [6] (0:11.99)	0:47.78 [6] (0:11.68)	0:36.10 [6] (0:11.83)	0:24.27 [6] (0:11.84)	0:36.10	+5
7	1	ADMIRAL ASH Georgina Cartwright	1	65.3 1400m	0:11.40 1400m	1:35.25 [7] (0:12.74)	1:22.51 [9] (0:11.40)	1:11.11 [9] (0:11.43)	0:59.68 [9] (0:12.05)	0:47.63 [9] (0:11.61)	0:36.02 [8] (0:11.81)	0:24.21 [9] (0:11.83)	0:36.02	+4
8	3	CEASAR Ashley Butler	6	64.0 1400m	0:11.49 1400m	1:35.33 [8] (0:12.19)	1:23.14 [3] (0:11.49)	1:11.65 [4] (0:11.51)	1:00.14 [4] (0:11.91)	0:48.23 [4] (0:11.67)	0:36.56 [4] (0:11.99)	0:24.57 [5] (0:11.93)	0:36.56	-3
9	4	KELLERS SHELTER Shae Nielson	7	65.5 1400m	0:11.33 1200m	1:35.53 [9] (0:13.23)	1:22.30 [11] (0:11.49)	1:10.81 [11] (0:11.33)	0:59.48 [11] (0:11.84)	0:47.64 [11] (0:12.00)	0:35.64 [11] (0:11.58)	0:24.06 [11] (0:11.61)	0:35.64	+4
10	6	ANDALUS Adrian Layt	12	63.7 Overall	0:11.51 1400m	1:35.66 [10] (0:12.41)	1:23.25 [7] (0:11.51)	1:11.74 [7] (0:11.53)	1:00.21 [7] (0:11.90)	0:48.31 [7] (0:11.66)	0:36.65 [7] (0:11.82)	0:24.83 [7] (0:12.06)	0:36.65	+9

Scratched: Victory Beans (#10)

[] Ranking at each section and finish
 -:-:- No data available at this section
 NA No data available

SCN Saddle cloth number
 DNF Did not finish
 DNT Did not track



Mackay QLD Professional
Race 4: LADBROKES RACING CLUB Class 3 Plate - 1560m
22 August 2024 - 14:43



MACKAY TURF CLUB
 Ooralea Racecourse

Track Rating: Good 4, Weather: Fine, Rail Position: +3m Entire

Section		Overall	1400m	1200m	1000m	800m	600m	400m	Last 600m					
Field Times		1:34.06 (0:12.04)	1:22.02 (0:11.13)	1:10.89 (0:11.51)	0:59.38 (0:12.02)	0:47.36 (0:11.74)	0:35.62 (0:11.58)	0:24.04 (0:11.67)	0:35.62					
Rank	TAB Horse/Jockey	Barrier	Top Speed [km/h]	Fastest Section	Distance Travelled [m]									
11	12 JUST FRANK	11	66.4	0:11.18	1:37.11 [11]	1:25.07 [2]	1:13.89 [2]	1:02.31 [2]	0:50.29 [2]	0:38.57 [2]	0:26.41 [4]	0:38.57	+7	
	Chelsea Jokic		1400m	1400m	(0:12.04)	(0:11.18)	(0:11.58)	(0:12.02)	(0:11.72)	(0:12.16)	(0:12.46)			

Scratched: Victory Beans (#10)

[] Ranking at each section and finish
 -:-:- No data available at this section
 NA No data available

SCN Saddle cloth number
 DNF Did not finish
 DNT Did not track



Mackay QLD Professional

Race 4: LADBROKES RACING CLUB Class 3 Plate - 1560m



MACKAY TURF CLUB
Ooralea Racecourse

22 August 2024 - 14:43

Track Rating: Good 4, Weather: Fine, Rail Position: +3m Entire

Section				200m				Last 600m	
Field Times				0:12.37				0:35.62	
				(0:12.37)					
Rank	TAB	Horse/Jockey	Barrier	Top Speed [km/h]	Fastest Section	Margin			Distance Travelled [m]
1	9	DECIDUOUS Zac Sprie	2	65.8 1400m	0:11.13 1400m	0:12.37 [1] (0:12.37)	1:34.06		0:35.62
2	7	EL OF A SENORITA Ryan Wiggins	8	65.6 1400m	0:11.38 1400m	0:12.19 [2] (0:12.19)	1.82L		0:35.64 +6
3	2	AWESOME SPIRIT Sean Cormack	10	64.8 1400m	0:11.48 1200m	0:12.01 [6] (0:12.01)	3.66L		0:35.25 +9
4	11	DIVINE HUNTER Jackson Murphy	5	64.5 1400m	0:11.45 1400m	0:12.37 [3] (0:12.37)	4.5L		0:35.99 +8
5	5	SIR MAXIMUS Chris Whiteley	9	63.9 1400m	0:11.50 1200m	0:12.23 [5] (0:12.23)	4.58L		0:35.61 +9
6	8	MICROWAVE JENNY Nathan Thomas	4	64.1 1400m	0:11.39 1400m	0:12.43 [4] (0:12.43)	5.76L		0:36.10 +5
7	1	ADMIRAL ASH Georgina Cartwright	1	65.3 1400m	0:11.40 1400m	0:12.38 [8] (0:12.38)	6.99L		0:36.02 +4
8	3	CEASAR Ashley Butler	6	64.0 1400m	0:11.49 1400m	0:12.64 [7] (0:12.64)	7.47L		0:36.56 -3
9	4	KELLERS SHELTER Shae Nielson	7	65.5 1400m	0:11.33 1200m	0:12.45 [10] (0:12.45)	8.63L		0:35.64 +4
10	6	ANDALUS Adrian Layt	12	63.7 Overall	0:11.51 1400m	0:12.77 [9] (0:12.77)	9.4L		0:36.65 +9

Scratched: Victory Beans (#10)

[] Ranking at each section and finish
-:--:-- No data available at this section
NA No data available

SCN Saddle cloth number
DNF Did not finish
DNT Did not track



Mackay QLD Professional
Race 4: LADBROKES RACING CLUB Class 3 Plate - 1560m
22 August 2024 - 14:43



MACKAY TURF CLUB
 Ooralea Racecourse

Track Rating: Good 4, Weather: Fine, Rail Position: +3m Entire

Section				200m				Last 600m	
Field Times				0:12.37		(0:12.37)		0:35.62	
Rank	TAB	Horse/Jockey	Barrier	Top Speed [km/h]	Fastest Section	Margin		Distance Travelled [m]	
11	12	JUST FRANK	11	66.4	0:11.18	0:13.95 [11]	17.98L	0:38.57	+7
		Chelsea Jokic		1400m	1400m	(0:13.95)			

Scratched: Victory Beans (#10)

[] Ranking at each section and finish
 -:-:- No data available at this section
 NA No data available

SCN Saddle cloth number
 DNF Did not finish
 DNT Did not track



Horse/Jockey Name	Deciduous
Final Rank	1
Fastest Section Time (Section)	0:11.13 (1400m)
Top Speed [km/h] (Section)	65.8 (1400m)
Race State	Finished



Mackay QLD Professional

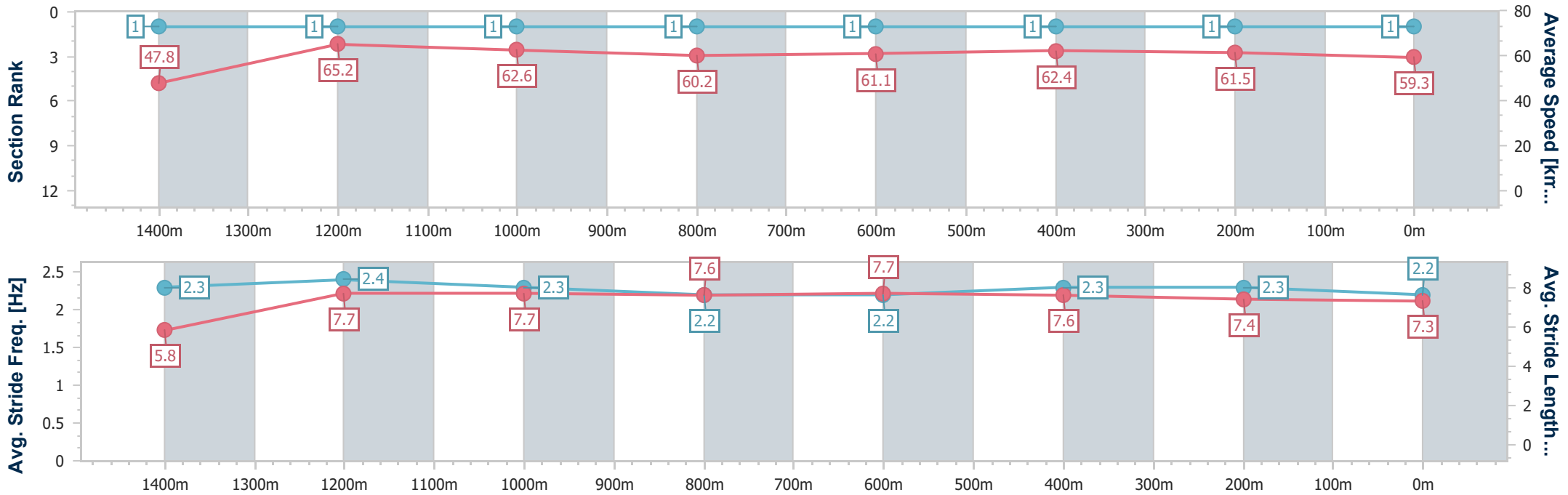
Race 4: LADBROKES RACING CLUB Class 3 Plate - 1560m

22 August 2024 - 14:43

Track Rating: Good 4, Weather: Fine, Rail Position: +3m Entire



Section	Overall	1400m	1200m	1000m	800m	600m	400m	200m
Section Times	1:34.06 [1] (0:12.04)	1:22.02 [1] (0:11.13)	1:10.89 [1] (0:11.51)	0:59.38 [1] (0:12.02)	0:47.36 [1] (0:11.74)	0:35.62 [1] (0:11.58)	0:24.04 [1] (0:11.67)	0:12.37 [1] (0:12.37)
Average Speed [km/h]	47.8	65.2	62.6	60.2	61.1	62.4	61.5	59.3
Top Speed [km/h]	64.5	65.8	64.8	60.6	62.1	63.3	62.2	60.7
Avg. Dist. to Rail [m]	1.8	1.2	0.8	0.5	0.4	0.2	1.3	2.7
Avg. Stride Freq. [Hz]	2.3	2.4	2.3	2.2	2.2	2.3	2.3	2.2
Avg. Stride Length [m]	5.8	7.7	7.7	7.6	7.7	7.6	7.4	7.3



- [] Ranking at each section and finish
- .-.- No data available at this section
- NA No data available



Horse/Jockey Name	EI Of A Seniorita
Final Rank	2
Fastest Section Time (Section)	0:11.38 (1400m)
Top Speed [km/h] (Section)	65.6 (1400m)
Race State	Finished



Mackay QLD Professional

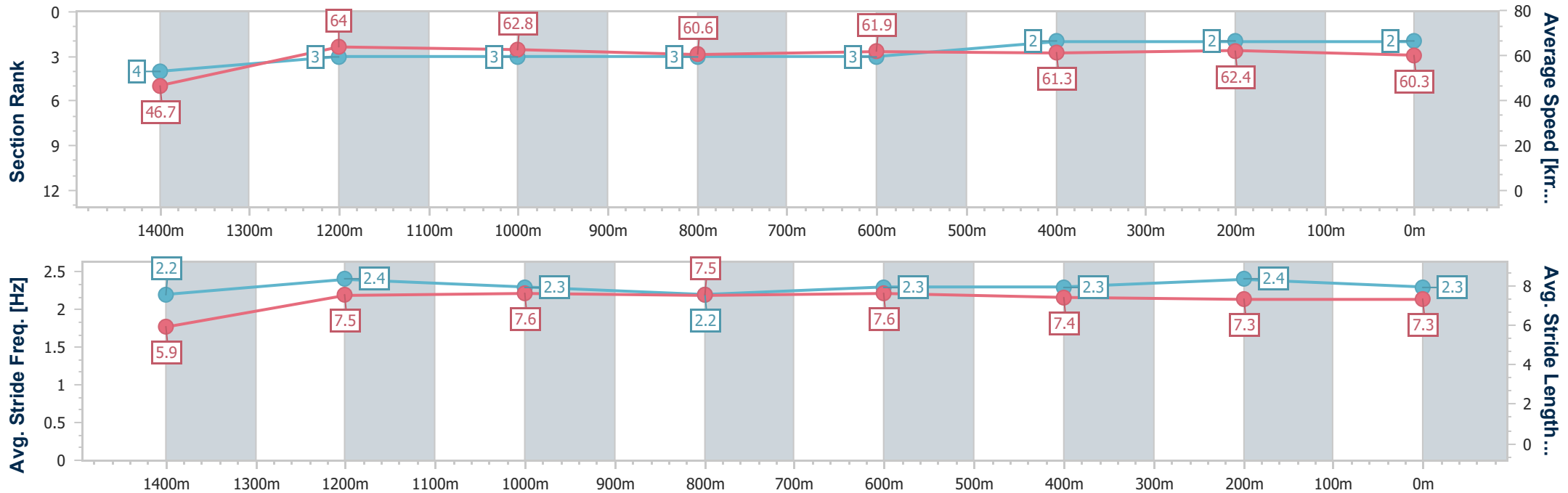
Race 4: LADBROKES RACING CLUB Class 3 Plate - 1560m

22 August 2024 - 14:43

Track Rating: Good 4, Weather: Fine, Rail Position: +3m Entire



Section	Overall	1400m	1200m	1000m	800m	600m	400m	200m
Section Times	1:34.37 [2] (0:12.25)	1:22.12 [4] (0:11.38)	1:10.74 [3] (0:11.50)	0:59.24 [3] (0:11.93)	0:47.31 [3] (0:11.67)	0:35.64 [3] (0:11.85)	0:23.79 [2] (0:11.60)	0:12.19 [2] (0:12.19)
Average Speed [km/h]	46.7	64.0	62.8	60.6	61.9	61.3	62.4	60.3
Top Speed [km/h]	62.9	65.6	63.5	61.8	64.0	62.6	64.5	61.9
Avg. Dist. to Rail [m]	4.5	2.3	1.9	1.2	1.3	1.4	2.9	3.1
Avg. Stride Freq. [Hz]	2.2	2.4	2.3	2.2	2.3	2.3	2.4	2.3
Avg. Stride Length [m]	5.9	7.5	7.6	7.5	7.6	7.4	7.3	7.3



- [] Ranking at each section and finish
- .-.- No data available at this section
- NA No data available



Horse/Jockey Name	Awesome Spirit
Final Rank	3
Fastest Section Time (Section)	0:11.48 (1200m)
Top Speed [km/h] (Section)	64.8 (1400m)
Race State	Finished



Mackay QLD Professional

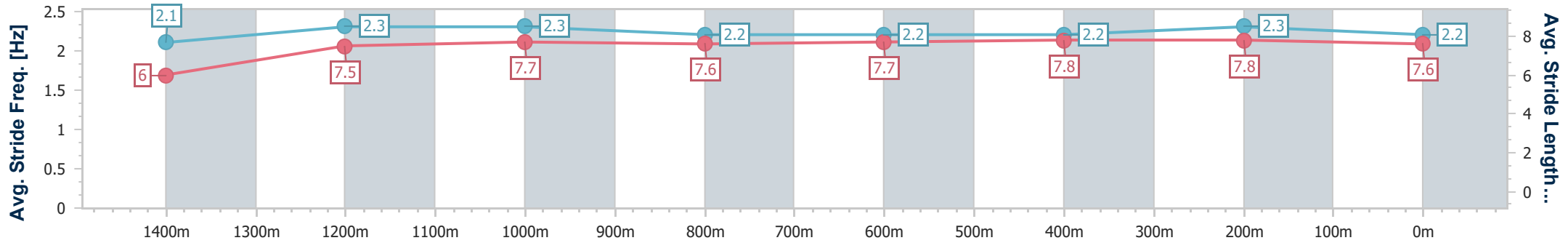
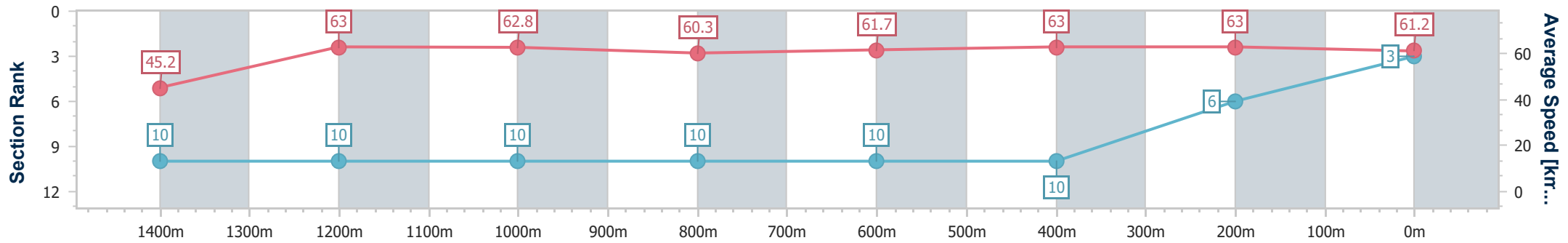
Race 4: LADBROKES RACING CLUB Class 3 Plate - 1560m

22 August 2024 - 14:43

Track Rating: Good 4, Weather: Fine, Rail Position: +3m Entire



Section	Overall	1400m	1200m	1000m	800m	600m	400m	200m
Section Times	1:34.68 [3] (0:12.78)	1:21.90 [10] (0:11.51)	1:10.39 [10] (0:11.48)	0:58.91 [10] (0:11.96)	0:46.95 [10] (0:11.70)	0:35.25 [10] (0:11.68)	0:23.57 [10] (0:11.56)	0:12.01 [6] (0:12.01)
Average Speed [km/h]	45.2	63.0	62.8	60.3	61.7	63.0	63.0	61.2
Top Speed [km/h]	61.3	64.8	63.4	62.2	64.7	64.8	63.6	62.8
Avg. Dist. to Rail [m]	5.5	1.6	1.0	0.8	1.2	3.2	6.8	8.1
Avg. Stride Freq. [Hz]	2.1	2.3	2.3	2.2	2.2	2.2	2.3	2.2
Avg. Stride Length [m]	6.0	7.5	7.7	7.6	7.7	7.8	7.8	7.6



- [] Ranking at each section and finish
- .-.- No data available at this section
- NA No data available



Horse/Jockey Name	Divine Hunter
Final Rank	4
Fastest Section Time (Section)	0:11.45 (1400m)
Top Speed [km/h] (Section)	64.5 (1400m)
Race State	Finished



Mackay QLD Professional

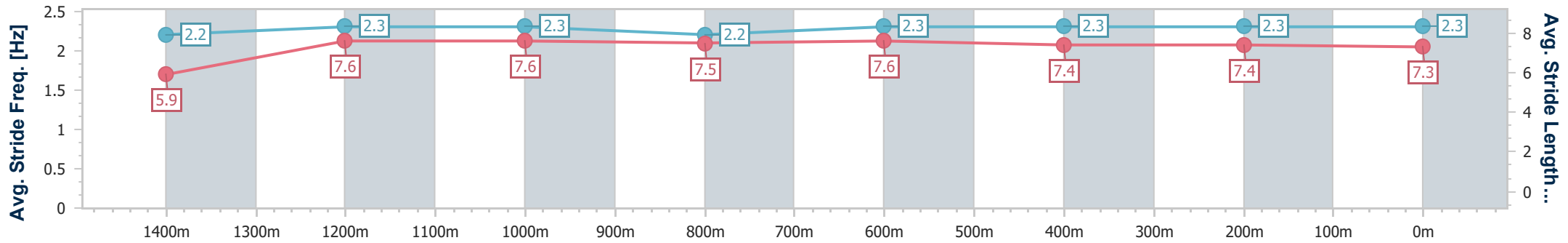
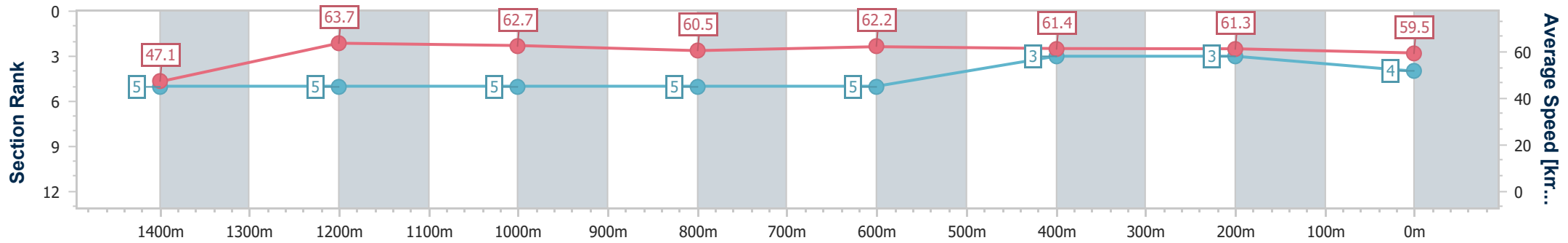
Race 4: LADBROKES RACING CLUB Class 3 Plate - 1560m

22 August 2024 - 14:43

Track Rating: Good 4, Weather: Fine, Rail Position: +3m Entire



Section	Overall	1400m	1200m	1000m	800m	600m	400m	200m
Section Times	1:34.82 [4] (0:12.27)	1:22.55 [5] (0:11.45)	1:11.10 [5] (0:11.52)	0:59.58 [5] (0:11.94)	0:47.64 [5] (0:11.65)	0:35.99 [5] (0:11.84)	0:24.15 [3] (0:11.78)	0:12.37 [3] (0:12.37)
Average Speed [km/h]	47.1	63.7	62.7	60.5	62.2	61.4	61.3	59.5
Top Speed [km/h]	64.4	64.5	64.0	62.3	63.4	62.3	62.8	61.1
Avg. Dist. to Rail [m]	2.8	2.4	2.5	1.7	1.5	1.3	3.4	4.1
Avg. Stride Freq. [Hz]	2.2	2.3	2.3	2.2	2.3	2.3	2.3	2.3
Avg. Stride Length [m]	5.9	7.6	7.6	7.5	7.6	7.4	7.4	7.3



- [] Ranking at each section and finish
- .-.- No data available at this section
- NA No data available



Horse/Jockey Name	Sir Maximus
Final Rank	5
Fastest Section Time (Section)	0:11.50 (1200m)
Top Speed [km/h] (Section)	63.9 (1400m)
Race State	Finished



Mackay QLD Professional

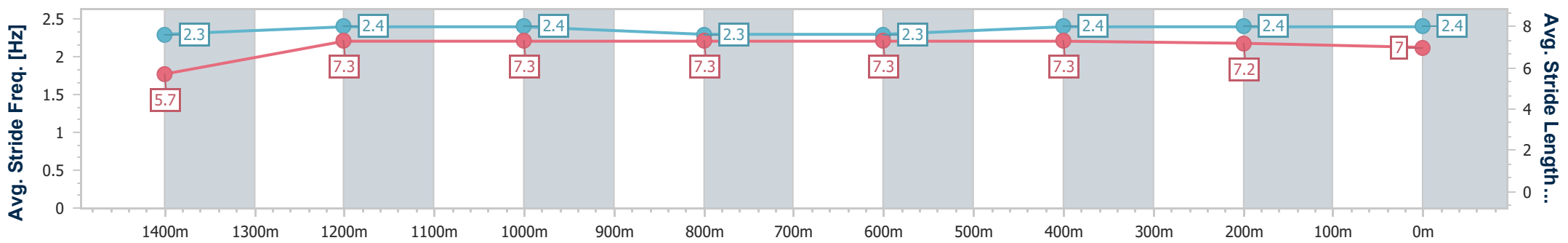
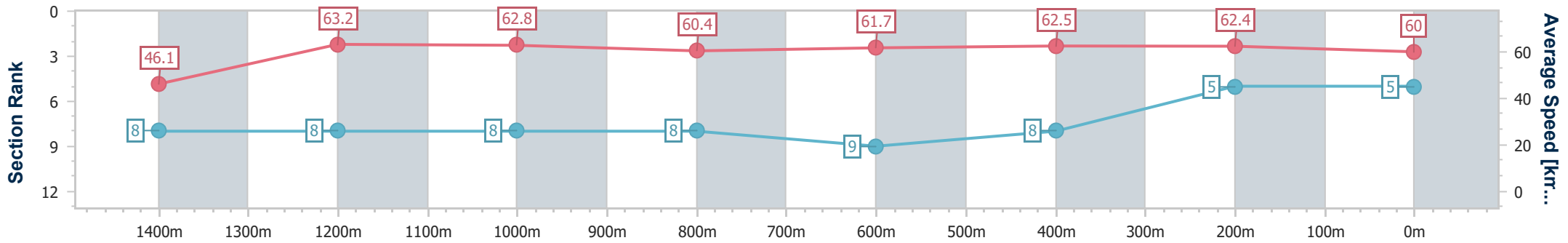
Race 4: LADBROKES RACING CLUB Class 3 Plate - 1560m

22 August 2024 - 14:43

Track Rating: Good 4, Weather: Fine, Rail Position: +3m Entire



Section	Overall	1400m	1200m	1000m	800m	600m	400m	200m
Section Times	1:34.84 [5] (0:12.51)	1:22.33 [8] (0:11.53)	1:10.80 [8] (0:11.50)	0:59.30 [8] (0:11.96)	0:47.34 [8] (0:11.73)	0:35.61 [9] (0:11.71)	0:23.90 [8] (0:11.67)	0:12.23 [5] (0:12.23)
Average Speed [km/h]	46.1	63.2	62.8	60.4	61.7	62.5	62.4	60.0
Top Speed [km/h]	61.9	63.9	63.3	62.2	63.4	63.8	63.0	62.3
Avg. Dist. to Rail [m]	5.0	2.2	1.8	1.4	1.2	2.5	5.8	6.2
Avg. Stride Freq. [Hz]	2.3	2.4	2.4	2.3	2.3	2.4	2.4	2.4
Avg. Stride Length [m]	5.7	7.3	7.3	7.3	7.3	7.3	7.2	7.0



- [] Ranking at each section and finish
- .-.- No data available at this section
- NA No data available



Horse/Jockey Name	Microwave Jenny
Final Rank	6
Fastest Section Time (Section)	0:11.39 (1400m)
Top Speed [km/h] (Section)	64.1 (1400m)
Race State	Finished



Mackay QLD Professional

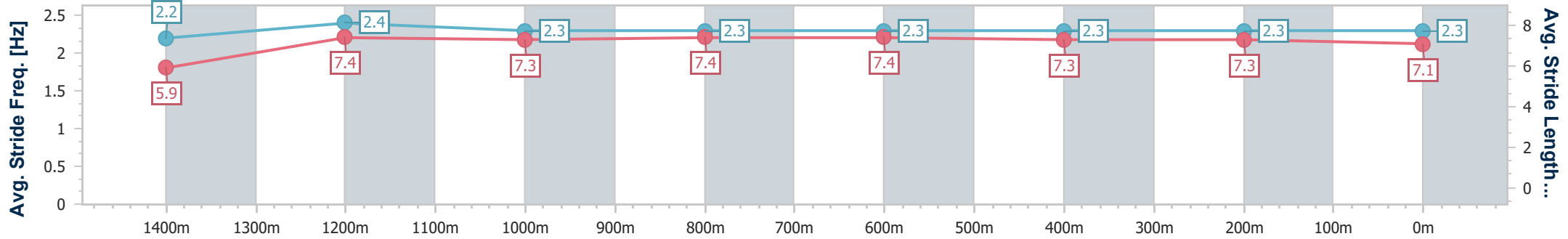
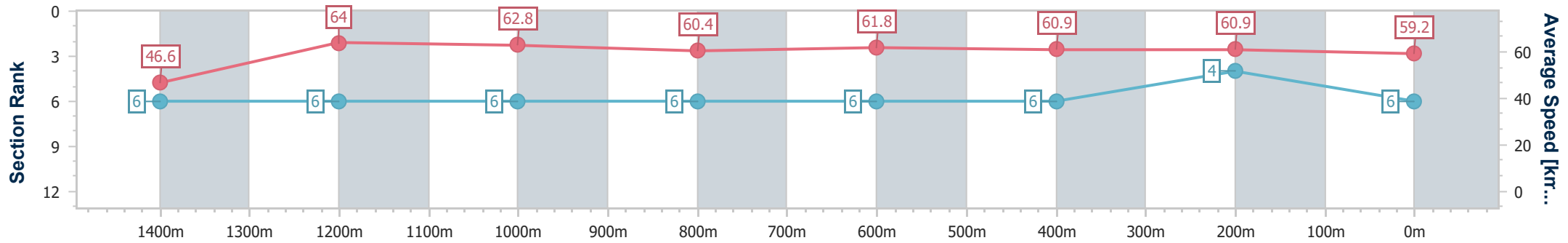
Race 4: LADBROKES RACING CLUB Class 3 Plate - 1560m

22 August 2024 - 14:43

Track Rating: Good 4, Weather: Fine, Rail Position: +3m Entire



Section	Overall	1400m	1200m	1000m	800m	600m	400m	200m
Section Times	1:35.04 [6] (0:12.36)	1:22.68 [6] (0:11.39)	1:11.29 [6] (0:11.52)	0:59.77 [6] (0:11.99)	0:47.78 [6] (0:11.68)	0:36.10 [6] (0:11.83)	0:24.27 [6] (0:11.84)	0:12.43 [4] (0:12.43)
Average Speed [km/h]	46.6	64.0	62.8	60.4	61.8	60.9	60.9	59.2
Top Speed [km/h]	63.9	64.1	63.6	62.1	62.8	62.6	61.3	60.3
Avg. Dist. to Rail [m]	2.1	1.9	2.8	2.0	1.0	0.4	1.4	2.4
Avg. Stride Freq. [Hz]	2.2	2.4	2.3	2.3	2.3	2.3	2.3	2.3
Avg. Stride Length [m]	5.9	7.4	7.3	7.4	7.4	7.3	7.3	7.1



- [] Ranking at each section and finish
- .-.- No data available at this section
- NA No data available



Horse/Jockey Name	Admiral Ash
Final Rank	7
Fastest Section Time (Section)	0:11.40 (1400m)
Top Speed [km/h] (Section)	65.3 (1400m)
Race State	Finished



Mackay QLD Professional

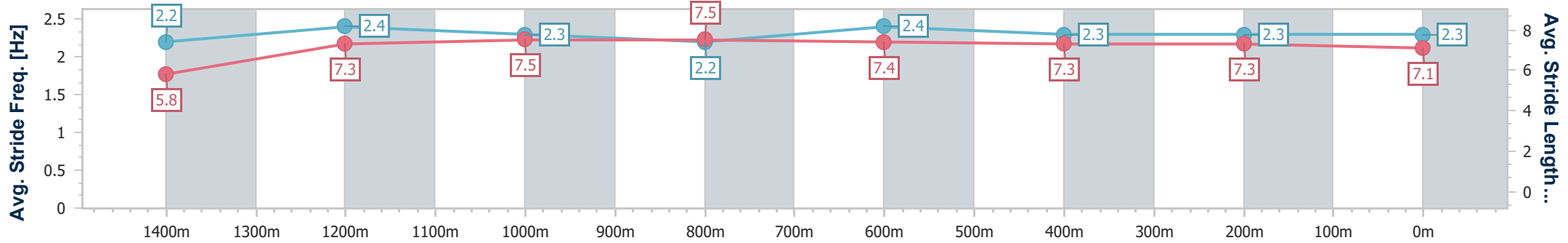
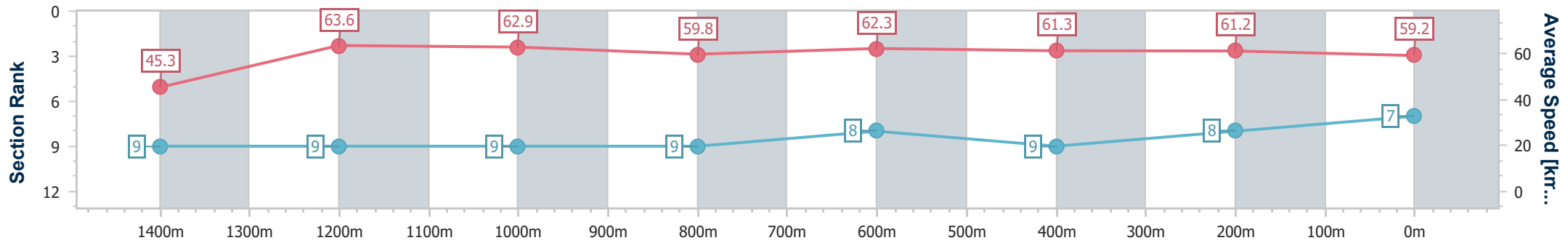
Race 4: LADBROKES RACING CLUB Class 3 Plate - 1560m

22 August 2024 - 14:43

Track Rating: Good 4, Weather: Fine, Rail Position: +3m Entire



Section	Overall	1400m	1200m	1000m	800m	600m	400m	200m
Section Times	1:35.25 [7] (0:12.74)	1:22.51 [9] (0:11.40)	1:11.11 [9] (0:11.43)	0:59.68 [9] (0:12.05)	0:47.63 [9] (0:11.61)	0:36.02 [8] (0:11.81)	0:24.21 [9] (0:11.83)	0:12.38 [8] (0:12.38)
Average Speed [km/h]	45.3	63.6	62.9	59.8	62.3	61.3	61.2	59.2
Top Speed [km/h]	62.8	65.3	64.3	62.2	64.4	62.7	62.7	60.1
Avg. Dist. to Rail [m]	1.4	1.3	1.0	0.6	0.6	1.1	1.4	1.5
Avg. Stride Freq. [Hz]	2.2	2.4	2.3	2.2	2.4	2.3	2.3	2.3
Avg. Stride Length [m]	5.8	7.3	7.5	7.5	7.4	7.3	7.3	7.1



- [] Ranking at each section and finish
- .-.- No data available at this section
- NA No data available



Horse/Jockey Name	Cesar
Final Rank	8
Fastest Section Time (Section)	0:11.49 (1400m)
Top Speed [km/h] (Section)	64.0 (1400m)
Race State	Finished



Mackay QLD Professional

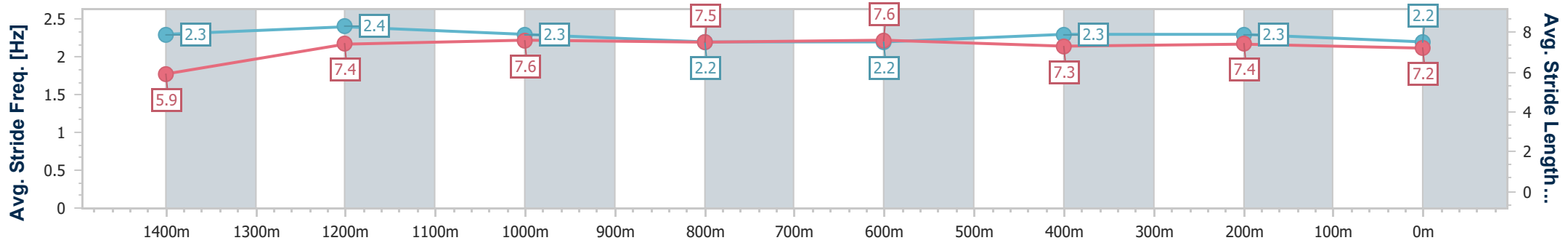
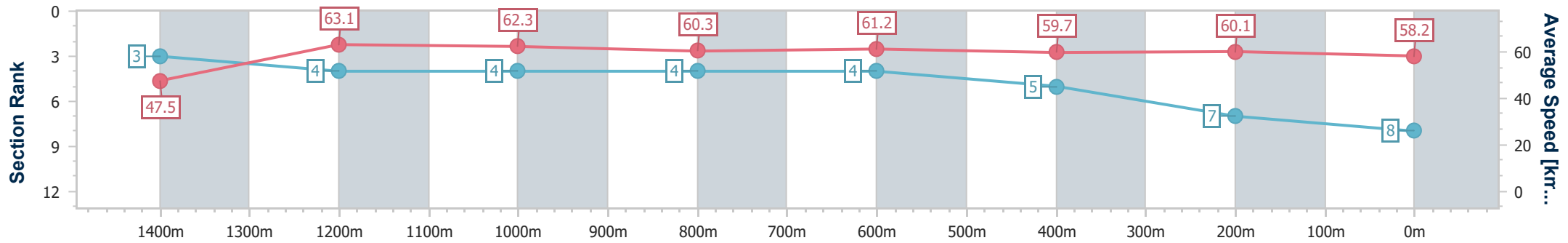
Race 4: LADBROKES RACING CLUB Class 3 Plate - 1560m

22 August 2024 - 14:43

Track Rating: Good 4, Weather: Fine, Rail Position: +3m Entire



Section	Overall	1400m	1200m	1000m	800m	600m	400m	200m
Section Times	1:35.33 [8] (0:12.19)	1:23.14 [3] (0:11.49)	1:11.65 [4] (0:11.51)	1:00.14 [4] (0:11.91)	0:48.23 [4] (0:11.67)	0:36.56 [4] (0:11.99)	0:24.57 [5] (0:11.93)	0:12.64 [7] (0:12.64)
Average Speed [km/h]	47.5	63.1	62.3	60.3	61.2	59.7	60.1	58.2
Top Speed [km/h]	63.5	64.0	63.1	61.6	62.6	60.4	61.0	60.2
Avg. Dist. to Rail [m]	4.2	1.4	1.0	1.2	1.0	1.1	1.3	2.9
Avg. Stride Freq. [Hz]	2.3	2.4	2.3	2.2	2.2	2.3	2.3	2.2
Avg. Stride Length [m]	5.9	7.4	7.6	7.5	7.6	7.3	7.4	7.2



- [] Ranking at each section and finish
- .-.- No data available at this section
- NA No data available



Horse/Jockey Name	Kellers Shelter
Final Rank	9
Fastest Section Time (Section)	0:11.33 (1200m)
Top Speed [km/h] (Section)	65.5 (1400m)
Race State	Finished



Mackay QLD Professional

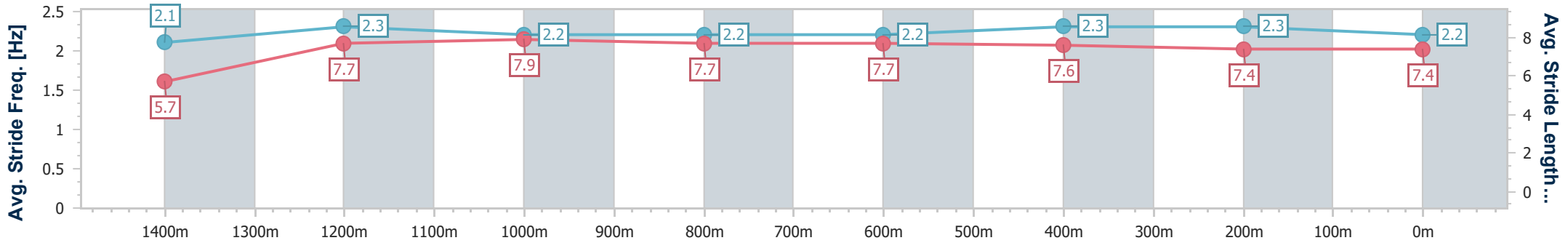
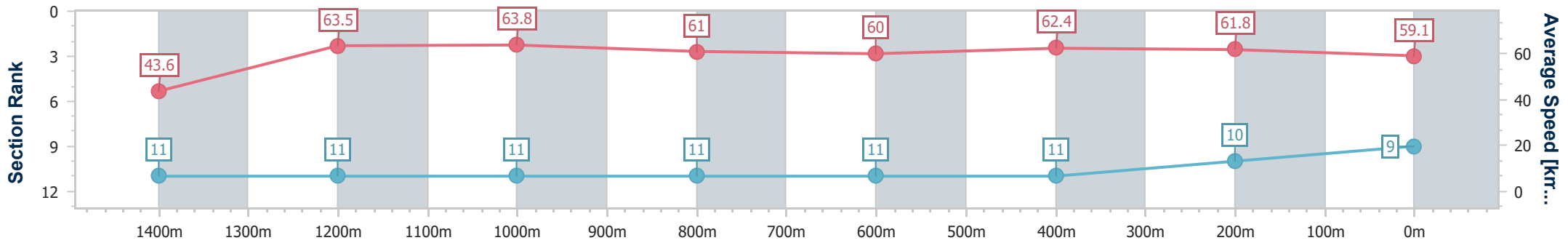
Race 4: LADBROKES RACING CLUB Class 3 Plate - 1560m

22 August 2024 - 14:43

Track Rating: Good 4, Weather: Fine, Rail Position: +3m Entire



Section	Overall	1400m	1200m	1000m	800m	600m	400m	200m
Section Times	1:35.53 [9] (0:13.23)	1:22.30 [11] (0:11.49)	1:10.81 [11] (0:11.33)	0:59.48 [11] (0:11.84)	0:47.64 [11] (0:12.00)	0:35.64 [11] (0:11.58)	0:24.06 [11] (0:11.61)	0:12.45 [10] (0:12.45)
Average Speed [km/h]	43.6	63.5	63.8	61.0	60.0	62.4	61.8	59.1
Top Speed [km/h]	61.4	65.5	65.3	62.1	62.1	62.7	62.6	61.9
Avg. Dist. to Rail [m]	3.8	2.3	1.8	1.9	1.3	0.5	0.5	0.9
Avg. Stride Freq. [Hz]	2.1	2.3	2.2	2.2	2.2	2.3	2.3	2.2
Avg. Stride Length [m]	5.7	7.7	7.9	7.7	7.7	7.6	7.4	7.4



- [] Ranking at each section and finish
- .-.-.- No data available at this section
- NA No data available



Horse/Jockey Name	Andalus
Final Rank	10
Fastest Section Time (Section)	0:11.51 (1400m)
Top Speed [km/h] (Section)	63.7 (Overall)
Race State	Finished



Mackay QLD Professional

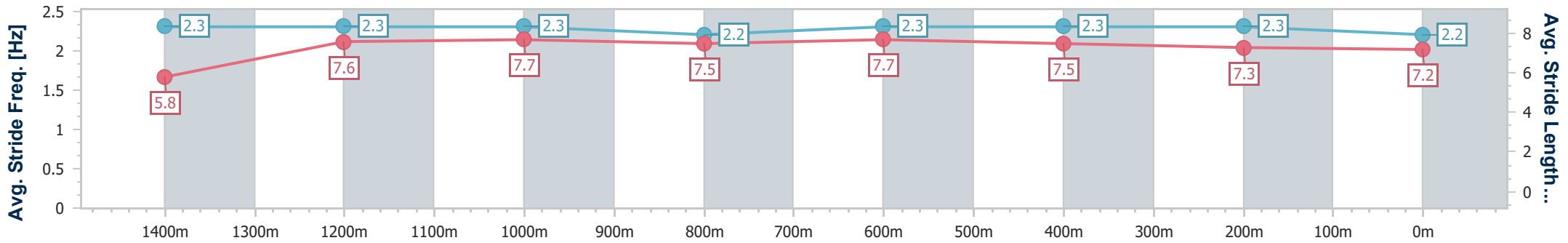
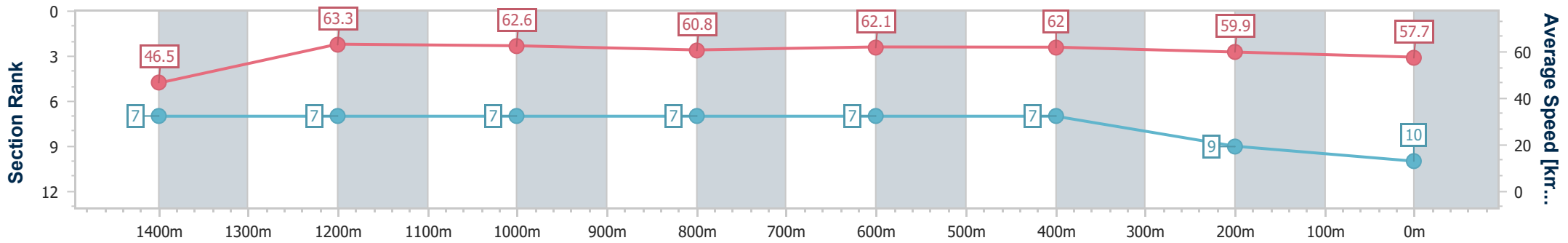
Race 4: LADBROKES RACING CLUB Class 3 Plate - 1560m

22 August 2024 - 14:43

Track Rating: Good 4, Weather: Fine, Rail Position: +3m Entire



Section	Overall	1400m	1200m	1000m	800m	600m	400m	200m
Section Times	1:35.66 [10] (0:12.41)	1:23.25 [7] (0:11.51)	1:11.74 [7] (0:11.53)	1:00.21 [7] (0:11.90)	0:48.31 [7] (0:11.66)	0:36.65 [7] (0:11.82)	0:24.83 [7] (0:12.06)	0:12.77 [9] (0:12.77)
Average Speed [km/h]	46.5	63.3	62.6	60.8	62.1	62.0	59.9	57.7
Top Speed [km/h]	63.7	63.6	63.5	62.4	63.0	62.5	61.3	59.0
Avg. Dist. to Rail [m]	6.5	1.9	2.0	1.7	2.0	2.3	3.5	4.4
Avg. Stride Freq. [Hz]	2.3	2.3	2.3	2.2	2.3	2.3	2.3	2.2
Avg. Stride Length [m]	5.8	7.6	7.7	7.5	7.7	7.5	7.3	7.2



- [] Ranking at each section and finish
- .-.- No data available at this section
- NA No data available



Horse/Jockey Name	Just Frank
Final Rank	11
Fastest Section Time (Section)	0:11.18 (1400m)
Top Speed [km/h] (Section)	66.4 (1400m)
Race State	Finished



Mackay QLD Professional

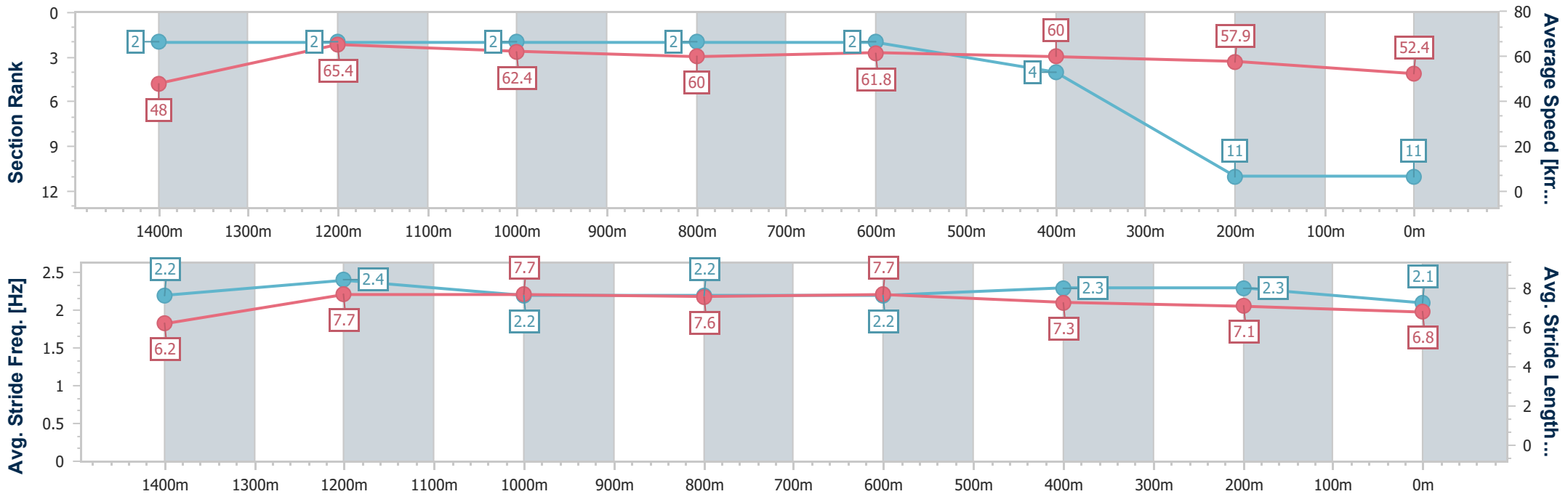
Race 4: LADBROKES RACING CLUB Class 3 Plate - 1560m

22 August 2024 - 14:43

Track Rating: Good 4, Weather: Fine, Rail Position: +3m Entire



Section	Overall	1400m	1200m	1000m	800m	600m	400m	200m
Section Times	1:37.11 [11] (0:12.04)	1:25.07 [2] (0:11.18)	1:13.89 [2] (0:11.58)	1:02.31 [2] (0:12.02)	0:50.29 [2] (0:11.72)	0:38.57 [2] (0:12.16)	0:26.41 [4] (0:12.46)	0:13.95 [11] (0:13.95)
Average Speed [km/h]	48.0	65.4	62.4	60.0	61.8	60.0	57.9	52.4
Top Speed [km/h]	66.0	66.4	63.9	60.5	62.6	61.3	58.7	58.1
Avg. Dist. to Rail [m]	6.6	3.5	2.0	1.5	1.3	2.1	2.2	4.1
Avg. Stride Freq. [Hz]	2.2	2.4	2.2	2.2	2.2	2.3	2.3	2.1
Avg. Stride Length [m]	6.2	7.7	7.7	7.6	7.7	7.3	7.1	6.8



- [] Ranking at each section and finish
- .-.- No data available at this section
- NA No data available