



# Mackay QLD Professional

## Race 1: SKY RACING QTIS Maiden Plate - 1200m

22 August 2024 - 12:53



MACKAY TURF CLUB  
Ooralea Racecourse

Track Rating: Good 4, Weather: Fine, Rail Position: +3m Entire

Section		Overall	1000m	800m	600m	400m	200m	Last 600m					
Field Times		1:11.75 (0:14.04)	0:57.71 (0:11.11)	0:46.60 (0:11.36)	0:35.24 (0:11.70)	0:23.54 (0:11.64)	0:11.90 (0:11.90)	0:35.24					
Rank	TAB Horse/Jockey	Barrier	Top Speed [km/h]	Fastest Section								Margin	Distance Travelled [m]
1	6 LOVE ON DISPLAY Jackson Murphy	1	66.6 1000m	0:11.13 1000m	1:11.75 [1] (0:14.22)	0:57.53 [4] (0:11.13)	0:46.40 [5] (0:11.35)	0:35.05 [4] (0:11.65)	0:23.40 [4] (0:11.62)	0:11.78 [3] (0:11.78)	1:11.75	0:35.05	
2	8 MOON OVER MATILDA Sean Cormack	4	66.2 Overall	0:11.10 1000m	1:11.94 [2] (0:14.24)	0:57.70 [5] (0:11.10)	0:46.60 [4] (0:11.42)	0:35.18 [5] (0:11.67)	0:23.51 [5] (0:11.42)	0:12.09 [1] (0:12.09)	1.1L	0:35.18	+3
3	10 MISHANI OPAL Leah Martyn	3	66.9 Overall	0:11.13 1000m	1:12.31 [3] (0:14.73)	0:57.58 [8] (0:11.13)	0:46.45 [8] (0:11.44)	0:35.01 [8] (0:11.60)	0:23.41 [8] (0:11.39)	0:12.02 [8] (0:12.02)	3.29L	0:35.01	-3
4	9 MARCH MADNESS Chris Whiteley	10	66.6 1000m	0:11.04 1000m	1:12.31 [4] (0:14.59)	0:57.72 [7] (0:11.04)	0:46.68 [7] (0:11.44)	0:35.24 [7] (0:11.46)	0:23.78 [6] (0:11.67)	0:12.11 [6] (0:12.11)	3.3L	0:35.24	-2
5	5 JUST LIKE ROSIE Georgina Cartwright	5	66.9 Overall	0:11.09 1000m	1:12.33 [5] (0:14.09)	0:58.24 [2] (0:11.09)	0:47.15 [2] (0:11.37)	0:35.78 [2] (0:11.72)	0:24.06 [2] (0:11.70)	0:12.36 [2] (0:12.36)	3.38L	0:35.78	+2
6	2 ENTERPRISE MOUSSE Michael Murphy	8	65.8 1000m	0:11.14 1000m	1:12.38 [6] (0:14.46)	0:57.92 [6] (0:11.14)	0:46.78 [6] (0:11.39)	0:35.39 [6] (0:11.63)	0:23.76 [7] (0:11.67)	0:12.09 [7] (0:12.09)	3.72L	0:35.39	-2
7	4 GIGI FILLE Warwick Satherley	6	66.5 Overall	0:11.16 1000m	1:12.47 [7] (0:14.73)	0:57.74 [9] (0:11.16)	0:46.58 [9] (0:11.41)	0:35.17 [9] (0:11.68)	0:23.49 [9] (0:11.48)	0:12.01 [9] (0:12.01)	4.21L	0:35.17	+3
8	7 ME TIME Adrian Layt	9	67.7 1000m	0:11.12 1000m	1:12.84 [8] (0:14.21)	0:58.63 [3] (0:11.12)	0:47.51 [3] (0:11.36)	0:36.15 [3] (0:11.61)	0:24.54 [3] (0:11.84)	0:12.70 [5] (0:12.70)	6.41L	0:36.15	+4
9	3 FAIRYBOWER FLYER Nathan Thomas	2	67.0 Overall	0:11.11 1000m	1:12.93 [9] (0:14.04)	0:58.89 [1] (0:11.11)	0:47.78 [1] (0:11.36)	0:36.42 [1] (0:11.70)	0:24.72 [1] (0:11.90)	0:12.82 [4] (0:12.82)	6.95L	0:36.42	-1

Scratched: Mishani Tycoon (#11), Fighting Edge (#14), Thredbo (#12), Missypie (#13), Civil War (#1)

[ ] Ranking at each section and finish  
 -:-:- No data available at this section  
 NA No data available

SCN Saddle cloth number  
 DNF Did not finish  
 DNT Did not track



Horse/Jockey Name	Love On Display
Final Rank	1
Fastest Section Time (Section)	0:11.13 (1000m)
Top Speed [km/h] (Section)	66.6 (1000m)
Race State	Finished



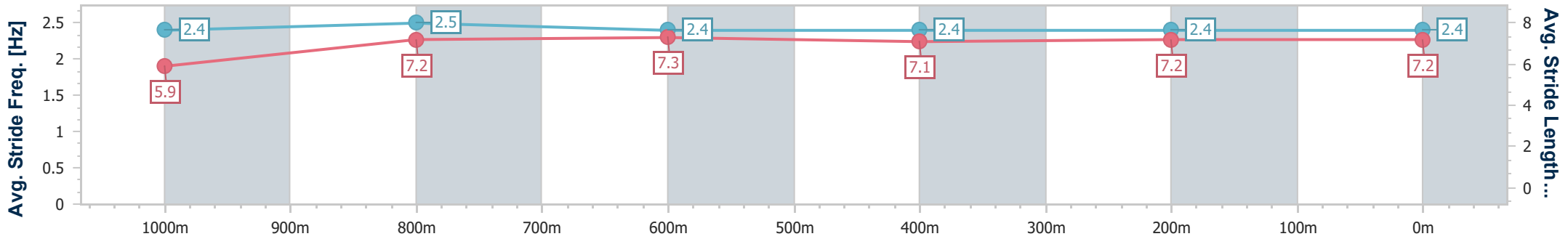
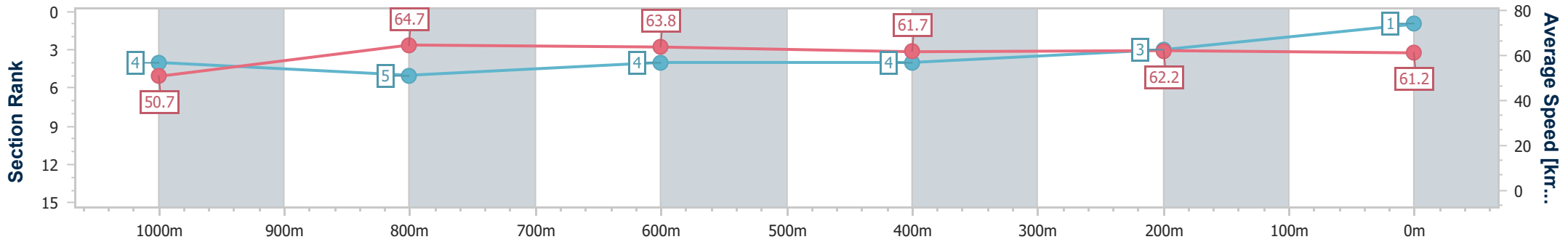
Mackay QLD Professional  
Race 1: SKY RACING QTIS Maiden Plate - 1200m



22 August 2024 - 12:53

Track Rating: Good 4, Weather: Fine, Rail Position: +3m Entire

Section	Overall	1000m	800m	600m	400m	200m
Section Times	1:11.75 [1] (0:14.22)	0:57.53 [4] (0:11.13)	0:46.40 [5] (0:11.35)	0:35.05 [4] (0:11.65)	0:23.40 [4] (0:11.62)	0:11.78 [3] (0:11.78)
Average Speed [km/h]	50.7	64.7	63.8	61.7	62.2	61.2
Top Speed [km/h]	66.5	66.6	65.0	62.7	62.8	62.9
Avg. Dist. to Rail [m]	2.0	0.9	0.8	0.3	0.2	0.7
Avg. Stride Freq. [Hz]	2.4	2.5	2.4	2.4	2.4	2.4
Avg. Stride Length [m]	5.9	7.2	7.3	7.1	7.2	7.2



- [ ] Ranking at each section and finish
- .-.-.- No data available at this section
- NA No data available



Horse/Jockey Name	Moon Over Matilda
Final Rank	2
Fastest Section Time (Section)	0:11.10 (1000m)
Top Speed [km/h] (Section)	66.2 (Overall)
Race State	Finished



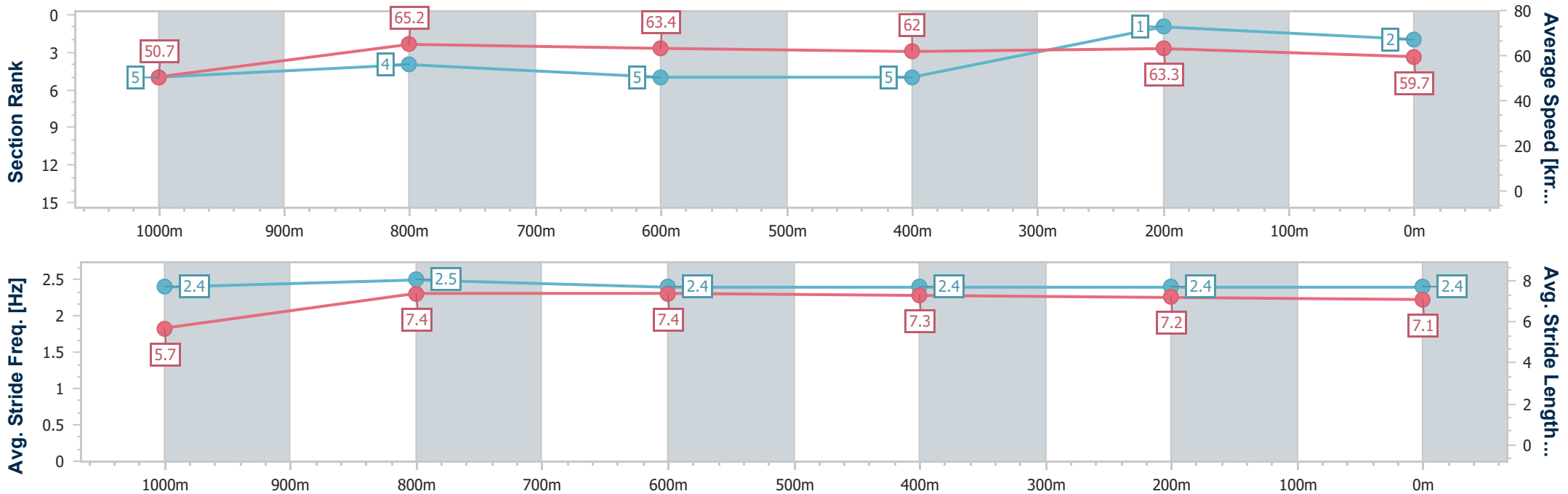
Mackay QLD Professional  
Race 1: SKY RACING QTIS Maiden Plate - 1200m



22 August 2024 - 12:53

Track Rating: Good 4, Weather: Fine, Rail Position: +3m Entire

Section	Overall	1000m	800m	600m	400m	200m
Section Times	1:11.94 [2] (0:14.24)	0:57.70 [5] (0:11.10)	0:46.60 [4] (0:11.42)	0:35.18 [5] (0:11.67)	0:23.51 [5] (0:11.42)	0:12.09 [1] (0:12.09)
Average Speed [km/h]	50.7	65.2	63.4	62.0	63.3	59.7
Top Speed [km/h]	66.2	66.0	64.2	63.3	65.0	63.0
Avg. Dist. to Rail [m]	3.3	1.8	1.3	0.9	4.5	4.8
Avg. Stride Freq. [Hz]	2.4	2.5	2.4	2.4	2.4	2.4
Avg. Stride Length [m]	5.7	7.4	7.4	7.3	7.2	7.1



- [ ] Ranking at each section and finish
- .-.-.- No data available at this section
- NA No data available



Horse/Jockey Name	Mishani Opal
Final Rank	3
Fastest Section Time (Section)	0:11.13 (1000m)
Top Speed [km/h] (Section)	66.9 (Overall)
Race State	Finished



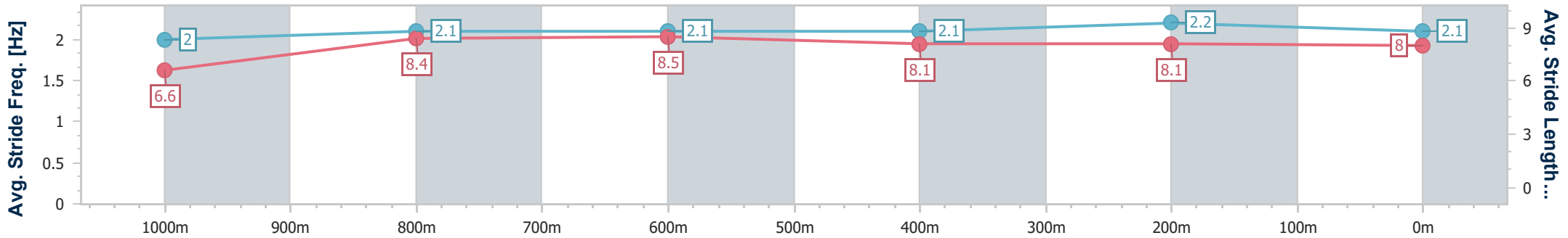
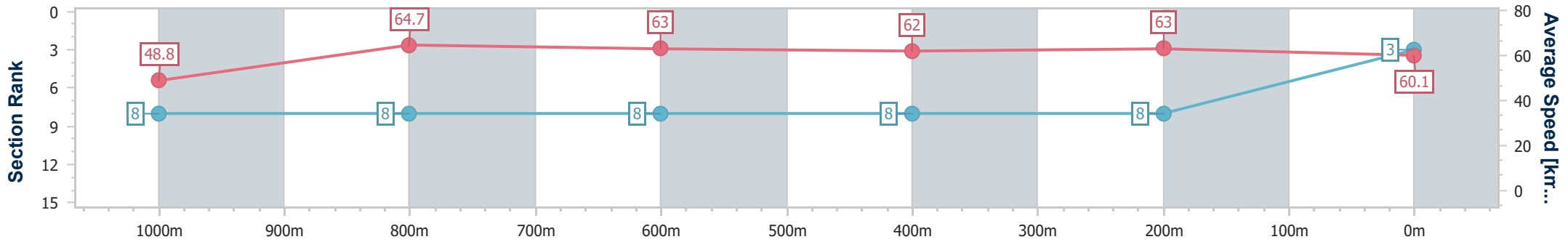
Mackay QLD Professional  
Race 1: SKY RACING QTIS Maiden Plate - 1200m



22 August 2024 - 12:53

Track Rating: Good 4, Weather: Fine, Rail Position: +3m Entire

Section	Overall	1000m	800m	600m	400m	200m
Section Times	1:12.31 [3] (0:14.73)	0:57.58 [8] (0:11.13)	0:46.45 [8] (0:11.44)	0:35.01 [8] (0:11.60)	0:23.41 [8] (0:11.39)	0:12.02 [8] (0:12.02)
Average Speed [km/h]	48.8	64.7	63.0	62.0	63.0	60.1
Top Speed [km/h]	66.9	66.8	64.7	63.2	63.7	63.7
Avg. Dist. to Rail [m]	1.3	0.4	0.5	0.4	1.3	2.7
Avg. Stride Freq. [Hz]	2.0	2.1	2.1	2.1	2.2	2.1
Avg. Stride Length [m]	6.6	8.4	8.5	8.1	8.1	8.0



- [ ] Ranking at each section and finish
- .-.- No data available at this section
- NA No data available



Horse/Jockey Name	March Madness
Final Rank	4
Fastest Section Time (Section)	0:11.04 (1000m)
Top Speed [km/h] (Section)	66.6 (1000m)
Race State	Finished



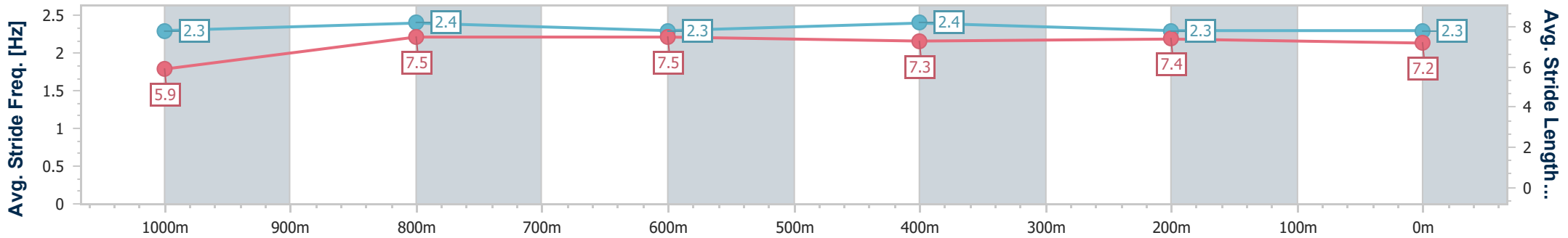
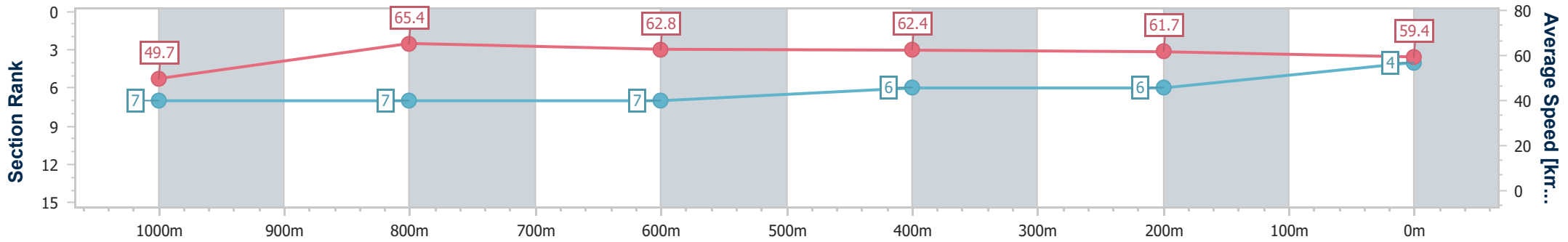
Mackay QLD Professional  
Race 1: SKY RACING QTIS Maiden Plate - 1200m



22 August 2024 - 12:53

Track Rating: Good 4, Weather: Fine, Rail Position: +3m Entire

Section	Overall	1000m	800m	600m	400m	200m
Section Times	1:12.31 [4] (0:14.59)	0:57.72 [7] (0:11.04)	0:46.68 [7] (0:11.44)	0:35.24 [7] (0:11.46)	0:23.78 [6] (0:11.67)	0:12.11 [6] (0:12.11)
Average Speed [km/h]	49.7	65.4	62.8	62.4	61.7	59.4
Top Speed [km/h]	63.6	66.6	64.2	65.0	62.9	61.8
Avg. Dist. to Rail [m]	6.6	1.3	0.5	1.3	2.9	3.3
Avg. Stride Freq. [Hz]	2.3	2.4	2.3	2.4	2.3	2.3
Avg. Stride Length [m]	5.9	7.5	7.5	7.3	7.4	7.2



- [ ] Ranking at each section and finish
- .-.- No data available at this section
- NA No data available



Horse/Jockey Name	Just Like Rosie
Final Rank	5
Fastest Section Time (Section)	0:11.09 (1000m)
Top Speed [km/h] (Section)	66.9 (Overall)
Race State	Finished



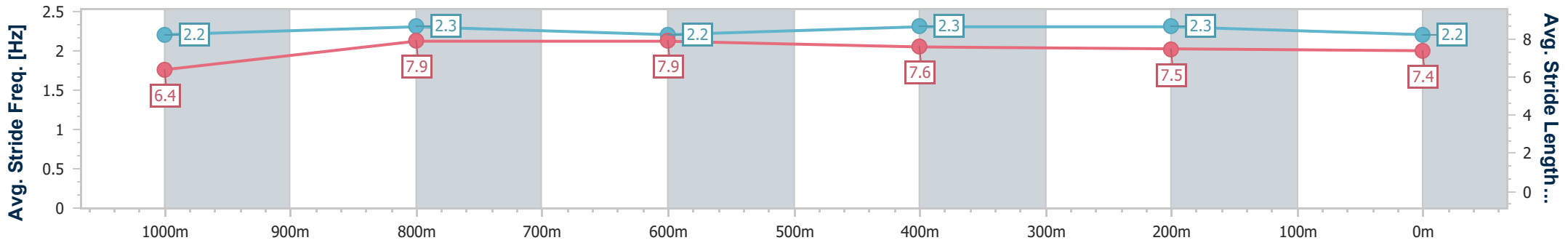
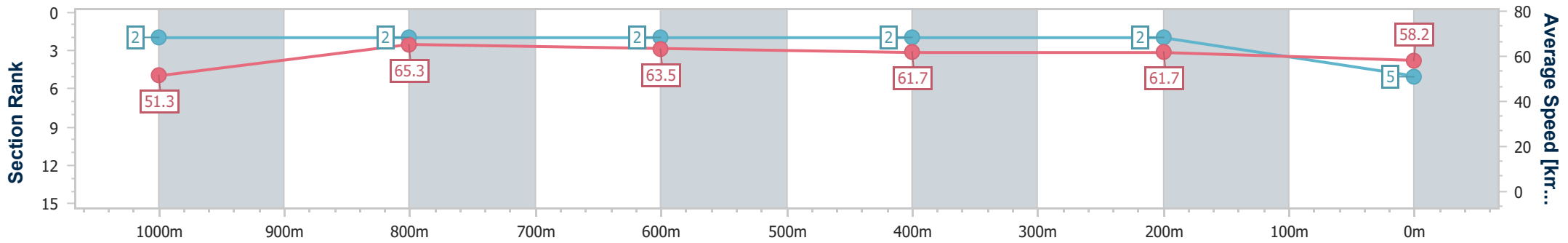
Mackay QLD Professional  
Race 1: SKY RACING QTIS Maiden Plate - 1200m



22 August 2024 - 12:53

Track Rating: Good 4, Weather: Fine, Rail Position: +3m Entire

Section	Overall	1000m	800m	600m	400m	200m
Section Times	1:12.33 [5] (0:14.09)	0:58.24 [2] (0:11.09)	0:47.15 [2] (0:11.37)	0:35.78 [2] (0:11.72)	0:24.06 [2] (0:11.70)	0:12.36 [2] (0:12.36)
Average Speed [km/h]	51.3	65.3	63.5	61.7	61.7	58.2
Top Speed [km/h]	66.9	66.9	64.4	62.2	63.1	61.5
Avg. Dist. to Rail [m]	4.5	1.5	0.7	0.8	1.8	1.5
Avg. Stride Freq. [Hz]	2.2	2.3	2.2	2.3	2.3	2.2
Avg. Stride Length [m]	6.4	7.9	7.9	7.6	7.5	7.4



- [ ] Ranking at each section and finish
- .-.- No data available at this section
- NA No data available



Horse/Jockey Name	Enterprise Mousse
Final Rank	6
Fastest Section Time (Section)	0:11.14 (1000m)
Top Speed [km/h] (Section)	65.8 (1000m)
Race State	Finished



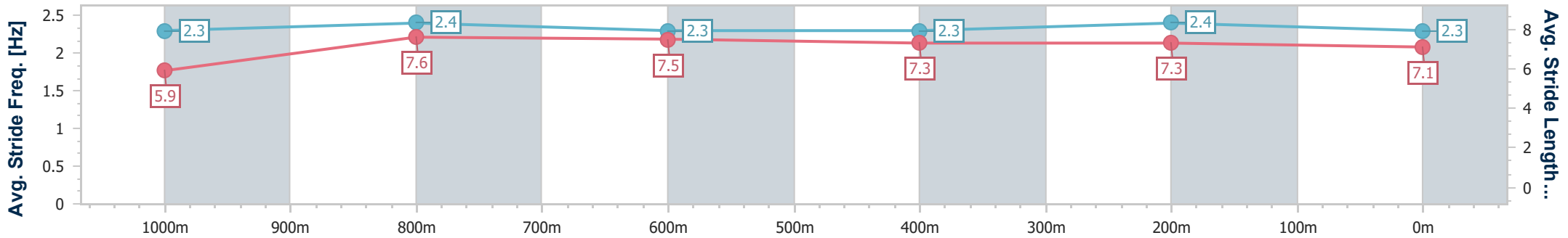
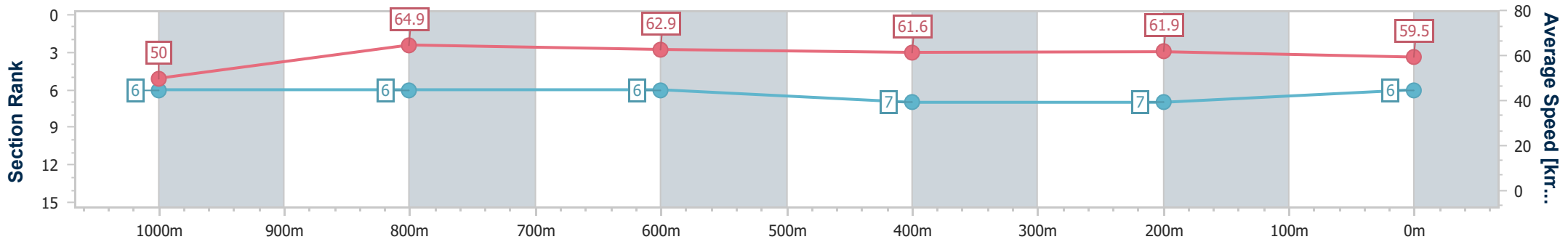
Mackay QLD Professional  
Race 1: SKY RACING QTIS Maiden Plate - 1200m



22 August 2024 - 12:53

Track Rating: Good 4, Weather: Fine, Rail Position: +3m Entire

Section	Overall	1000m	800m	600m	400m	200m
Section Times	1:12.38 [6] (0:14.46)	0:57.92 [6] (0:11.14)	0:46.78 [6] (0:11.39)	0:35.39 [6] (0:11.63)	0:23.76 [7] (0:11.67)	0:12.09 [7] (0:12.09)
Average Speed [km/h]	50.0	64.9	62.9	61.6	61.9	59.5
Top Speed [km/h]	65.1	65.8	64.0	62.5	62.5	62.1
Avg. Dist. to Rail [m]	4.7	0.4	0.4	0.6	0.9	0.5
Avg. Stride Freq. [Hz]	2.3	2.4	2.3	2.3	2.4	2.3
Avg. Stride Length [m]	5.9	7.6	7.5	7.3	7.3	7.1



- [ ] Ranking at each section and finish
- .-.- No data available at this section
- NA No data available



Horse/Jockey Name	Gigi Fille
Final Rank	7
Fastest Section Time (Section)	0:11.16 (1000m)
Top Speed [km/h] (Section)	66.5 (Overall)
Race State	Finished



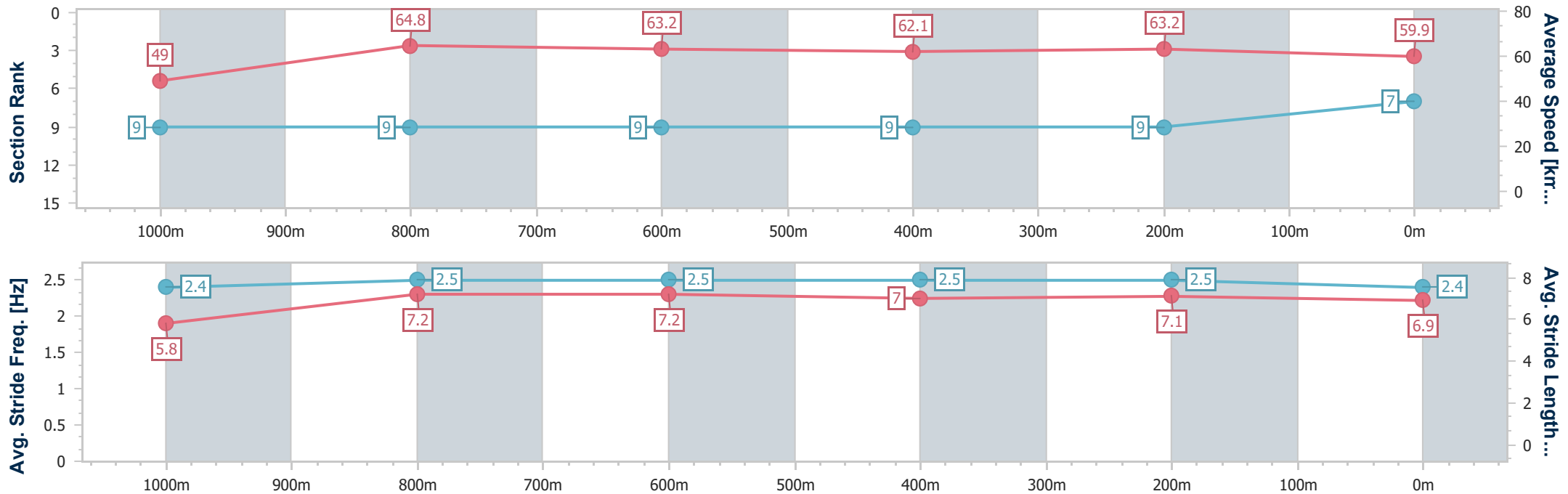
Mackay QLD Professional  
Race 1: SKY RACING QTIS Maiden Plate - 1200m



22 August 2024 - 12:53

Track Rating: Good 4, Weather: Fine, Rail Position: +3m Entire

Section	Overall	1000m	800m	600m	400m	200m
Section Times	1:12.47 [7] (0:14.73)	0:57.74 [9] (0:11.16)	0:46.58 [9] (0:11.41)	0:35.17 [9] (0:11.68)	0:23.49 [9] (0:11.48)	0:12.01 [9] (0:12.01)
Average Speed [km/h]	49.0	64.8	63.2	62.1	63.2	59.9
Top Speed [km/h]	66.5	65.8	64.0	63.3	64.0	62.8
Avg. Dist. to Rail [m]	3.6	1.1	1.0	1.3	3.6	5.0
Avg. Stride Freq. [Hz]	2.4	2.5	2.5	2.5	2.5	2.4
Avg. Stride Length [m]	5.8	7.2	7.2	7.0	7.1	6.9



- [ ] Ranking at each section and finish
- .-.- No data available at this section
- NA No data available





Horse/Jockey Name	Me Time
Final Rank	8
Fastest Section Time (Section)	0:11.12 (1000m)
Top Speed [km/h] (Section)	67.7 (1000m)
Race State	Finished



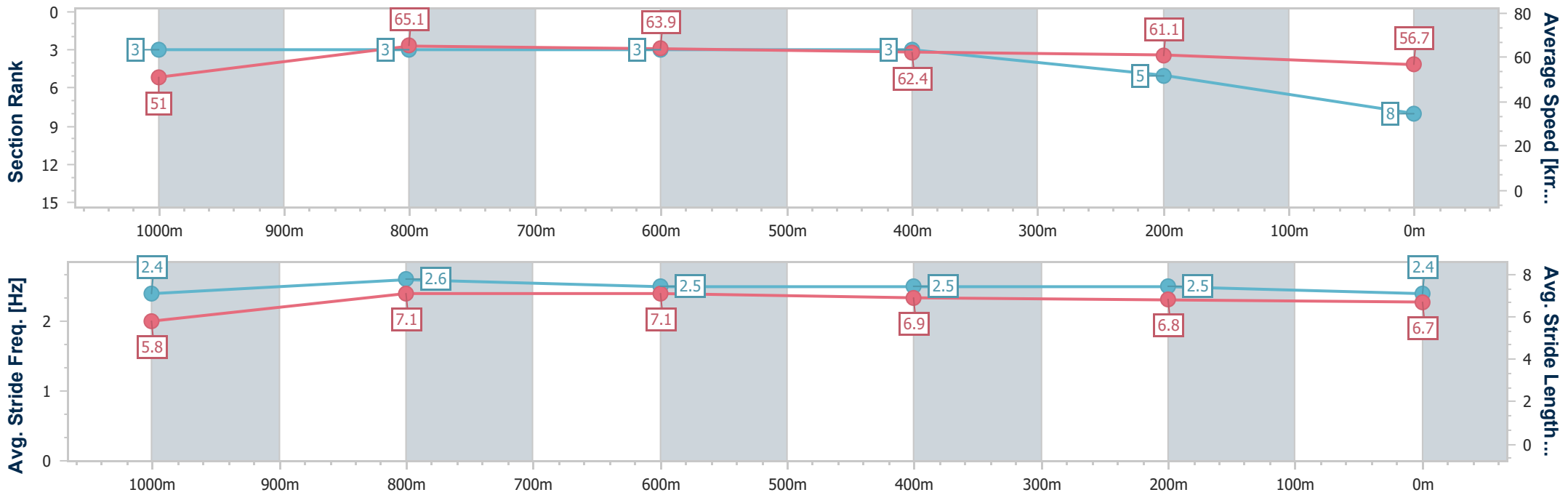
Mackay QLD Professional  
Race 1: SKY RACING QTIS Maiden Plate - 1200m



22 August 2024 - 12:53

Track Rating: Good 4, Weather: Fine, Rail Position: +3m Entire

Section	Overall	1000m	800m	600m	400m	200m
Section Times	1:12.84 [8] (0:14.21)	0:58.63 [3] (0:11.12)	0:47.51 [3] (0:11.36)	0:36.15 [3] (0:11.61)	0:24.54 [3] (0:11.84)	0:12.70 [5] (0:12.70)
Average Speed [km/h]	51.0	65.1	63.9	62.4	61.1	56.7
Top Speed [km/h]	66.8	67.7	64.3	63.1	61.6	61.0
Avg. Dist. to Rail [m]	6.1	2.6	1.5	1.2	2.8	3.4
Avg. Stride Freq. [Hz]	2.4	2.6	2.5	2.5	2.5	2.4
Avg. Stride Length [m]	5.8	7.1	7.1	6.9	6.8	6.7



- [ ] Ranking at each section and finish
- .-.- No data available at this section
- NA No data available



Horse/Jockey Name	Fairybower Flyer
Final Rank	9
Fastest Section Time (Section)	0:11.11 (1000m)
Top Speed [km/h] (Section)	67.0 (Overall)
Race State	Finished



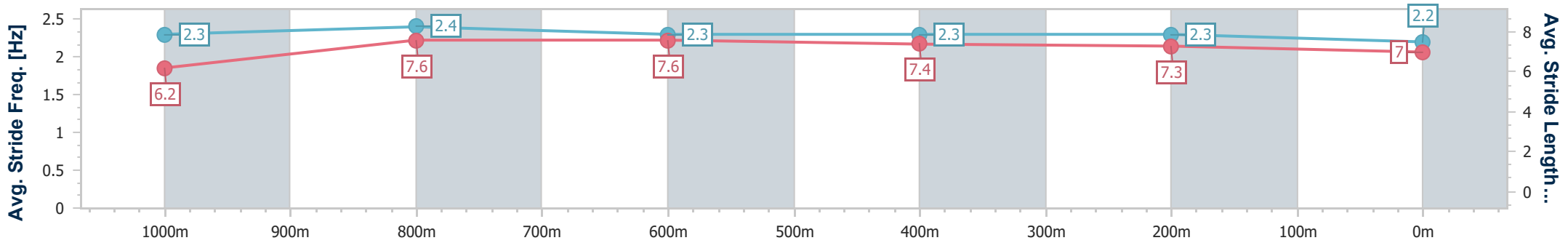
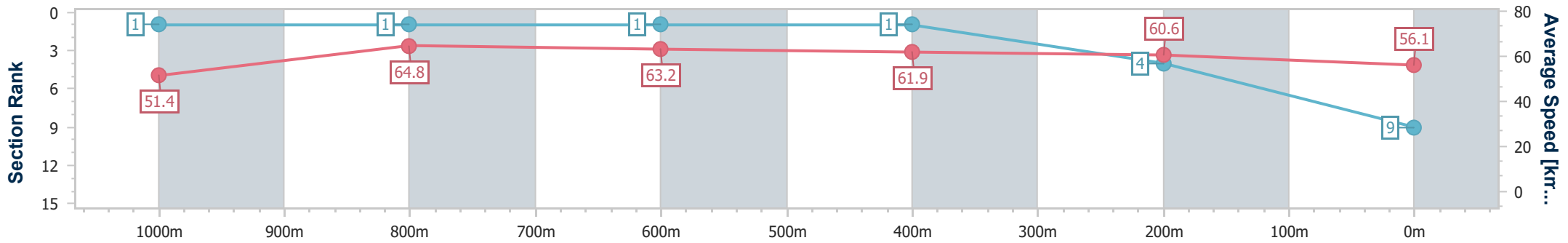
Mackay QLD Professional  
Race 1: SKY RACING QTIS Maiden Plate - 1200m



22 August 2024 - 12:53

Track Rating: Good 4, Weather: Fine, Rail Position: +3m Entire

Section	Overall	1000m	800m	600m	400m	200m
Section Times	1:12.93 [9] (0:14.04)	0:58.89 [1] (0:11.11)	0:47.78 [1] (0:11.36)	0:36.42 [1] (0:11.70)	0:24.72 [1] (0:11.90)	0:12.82 [4] (0:12.82)
Average Speed [km/h]	51.4	64.8	63.2	61.9	60.6	56.1
Top Speed [km/h]	67.0	65.8	64.9	62.3	61.5	60.7
Avg. Dist. to Rail [m]	1.9	0.4	0.8	0.6	1.0	1.5
Avg. Stride Freq. [Hz]	2.3	2.4	2.3	2.3	2.3	2.2
Avg. Stride Length [m]	6.2	7.6	7.6	7.4	7.3	7.0



- [ ] Ranking at each section and finish
- .-.- No data available at this section
- NA No data available