



Mackay QLD Professional

Race 1: SKY RACING QTIS Maiden Plate - 1200m

22 August 2024 - 12:53



MACKAY TURF CLUB
Ooralea Racecourse

Track Rating: Good 4, Weather: Fine, Rail Position: +3m Entire

| Section | | | | | | | | | | | | Last 600m | | |
|-------------|-----|--|----------------------|----------------------|----------------------|--------------------------|--------------------------|--------------------------|--------------------------|--------------------------|--------------------------|-----------|------------------------|----|
| Field Times | | Overall | 1000m | 800m | 600m | 400m | 200m | | | | | | 0:35.24 | |
| | | 1:11.75 (0:14.04) | 0:57.71 (0:11.11) | 0:46.60 (0:11.36) | 0:35.24 (0:11.70) | 0:23.54 (0:11.64) | 0:11.90 (0:11.90) | | | | | | | |
| Rank | TAB | Horse/Jockey | Barrier | Top Speed [km/h] | Fastest Section | | | | | | | Margin | Distance Travelled [m] | |
| 1 | 6 | LOVE ON DISPLAY Jackson Murphy | 1 | 66.6 1000m | 0:11.13 1000m | 1:11.75 [1] (0:14.22) | 0:57.53 [4] (0:11.13) | 0:46.40 [5] (0:11.35) | 0:35.05 [4] (0:11.65) | 0:23.40 [4] (0:11.62) | 0:11.78 [3] (0:11.78) | 1:11.75 | 0:35.05 | |
| 2 | 8 | MOON OVER MATILDA Sean Cormack | 4 | 66.2 Overall | 0:11.10 1000m | 1:11.94 [2] (0:14.24) | 0:57.70 [5] (0:11.10) | 0:46.60 [4] (0:11.42) | 0:35.18 [5] (0:11.67) | 0:23.51 [5] (0:11.42) | 0:12.09 [1] (0:12.09) | 1.1L | 0:35.18 | +3 |
| 3 | 10 | MISHANI OPAL Leah Martyn | 3 | 66.9 Overall | 0:11.13 1000m | 1:12.31 [3] (0:14.73) | 0:57.58 [8] (0:11.13) | 0:46.45 [8] (0:11.44) | 0:35.01 [8] (0:11.60) | 0:23.41 [8] (0:11.39) | 0:12.02 [8] (0:12.02) | 3.29L | 0:35.01 | -3 |
| 4 | 9 | MARCH MADNESS Chris Whiteley | 10 | 66.6 1000m | 0:11.04 1000m | 1:12.31 [4] (0:14.59) | 0:57.72 [7] (0:11.04) | 0:46.68 [7] (0:11.44) | 0:35.24 [7] (0:11.46) | 0:23.78 [6] (0:11.67) | 0:12.11 [6] (0:12.11) | 3.3L | 0:35.24 | -2 |
| 5 | 5 | JUST LIKE ROSIE Georgina Cartwright | 5 | 66.9 Overall | 0:11.09 1000m | 1:12.33 [5] (0:14.09) | 0:58.24 [2] (0:11.09) | 0:47.15 [2] (0:11.37) | 0:35.78 [2] (0:11.72) | 0:24.06 [2] (0:11.70) | 0:12.36 [2] (0:12.36) | 3.38L | 0:35.78 | +2 |
| 6 | 2 | ENTERPRISE MOUSSE Michael Murphy | 8 | 65.8 1000m | 0:11.14 1000m | 1:12.38 [6] (0:14.46) | 0:57.92 [6] (0:11.14) | 0:46.78 [6] (0:11.39) | 0:35.39 [6] (0:11.63) | 0:23.76 [7] (0:11.67) | 0:12.09 [7] (0:12.09) | 3.72L | 0:35.39 | -2 |
| 7 | 4 | GIGI FILLE Warwick Satherley | 6 | 66.5 Overall | 0:11.16 1000m | 1:12.47 [7] (0:14.73) | 0:57.74 [9] (0:11.16) | 0:46.58 [9] (0:11.41) | 0:35.17 [9] (0:11.68) | 0:23.49 [9] (0:11.48) | 0:12.01 [9] (0:12.01) | 4.21L | 0:35.17 | +3 |
| 8 | 7 | ME TIME Adrian Layt | 9 | 67.7 1000m | 0:11.12 1000m | 1:12.84 [8] (0:14.21) | 0:58.63 [3] (0:11.12) | 0:47.51 [3] (0:11.36) | 0:36.15 [3] (0:11.61) | 0:24.54 [3] (0:11.84) | 0:12.70 [5] (0:12.70) | 6.41L | 0:36.15 | +4 |
| 9 | 3 | FAIRYBOWER FLYER Nathan Thomas | 2 | 67.0 Overall | 0:11.11 1000m | 1:12.93 [9] (0:14.04) | 0:58.89 [1] (0:11.11) | 0:47.78 [1] (0:11.36) | 0:36.42 [1] (0:11.70) | 0:24.72 [1] (0:11.90) | 0:12.82 [4] (0:12.82) | 6.95L | 0:36.42 | -1 |

Scratched: Mishani Tycoon (#11), Fighting Edge (#14), Thredbo (#12), Missypie (#13), Civil War (#1)

[] Ranking at each section and finish
 -:-:- No data available at this section
 NA No data available

SCN Saddle cloth number
 DNF Did not finish
 DNT Did not track



| | |
|--------------------------------|-----------------|
| Horse/Jockey Name | Love On Display |
| Final Rank | 1 |
| Fastest Section Time (Section) | 0:11.13 (1000m) |
| Top Speed [km/h] (Section) | 66.6 (1000m) |
| Race State | Finished |



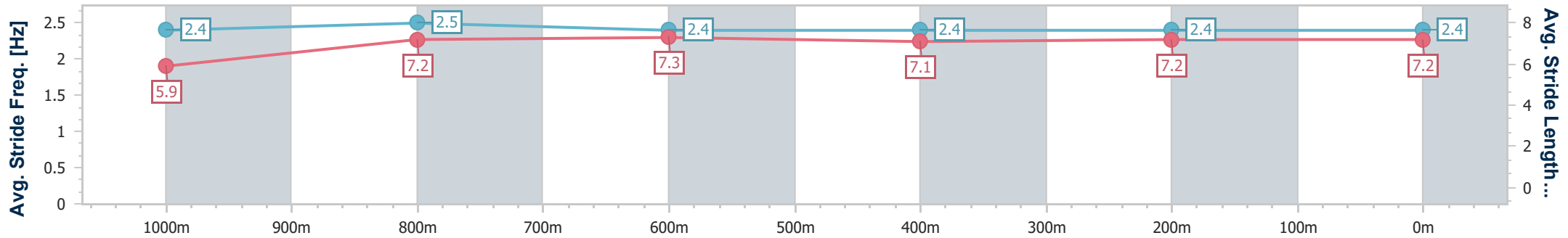
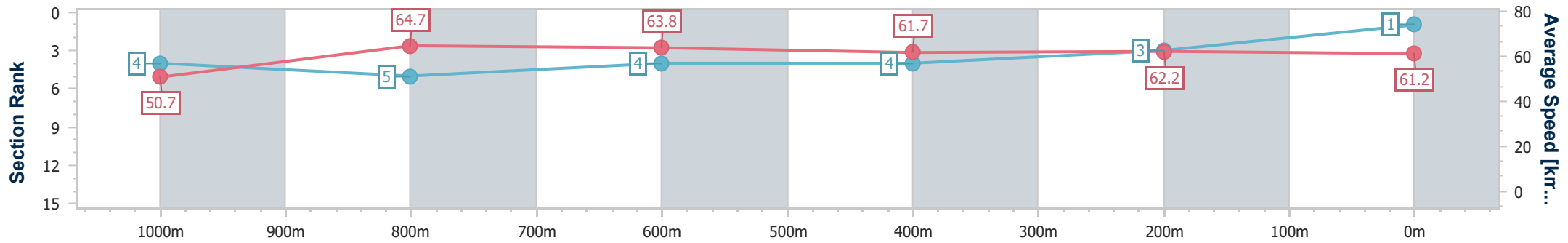
Mackay QLD Professional
Race 1: SKY RACING QTIS Maiden Plate - 1200m



22 August 2024 - 12:53

Track Rating: Good 4, Weather: Fine, Rail Position: +3m Entire

| Section | Overall | 1000m | 800m | 600m | 400m | 200m |
|------------------------|--------------------------|--------------------------|--------------------------|--------------------------|--------------------------|--------------------------|
| Section Times | 1:11.75 [1] (0:14.22) | 0:57.53 [4] (0:11.13) | 0:46.40 [5] (0:11.35) | 0:35.05 [4] (0:11.65) | 0:23.40 [4] (0:11.62) | 0:11.78 [3] (0:11.78) |
| Average Speed [km/h] | 50.7 | 64.7 | 63.8 | 61.7 | 62.2 | 61.2 |
| Top Speed [km/h] | 66.5 | 66.6 | 65.0 | 62.7 | 62.8 | 62.9 |
| Avg. Dist. to Rail [m] | 2.0 | 0.9 | 0.8 | 0.3 | 0.2 | 0.7 |
| Avg. Stride Freq. [Hz] | 2.4 | 2.5 | 2.4 | 2.4 | 2.4 | 2.4 |
| Avg. Stride Length [m] | 5.9 | 7.2 | 7.3 | 7.1 | 7.2 | 7.2 |



- [] Ranking at each section and finish
- .-.- No data available at this section
- NA No data available



| | |
|--------------------------------|-------------------|
| Horse/Jockey Name | Moon Over Matilda |
| Final Rank | 2 |
| Fastest Section Time (Section) | 0:11.10 (1000m) |
| Top Speed [km/h] (Section) | 66.2 (Overall) |
| Race State | Finished |



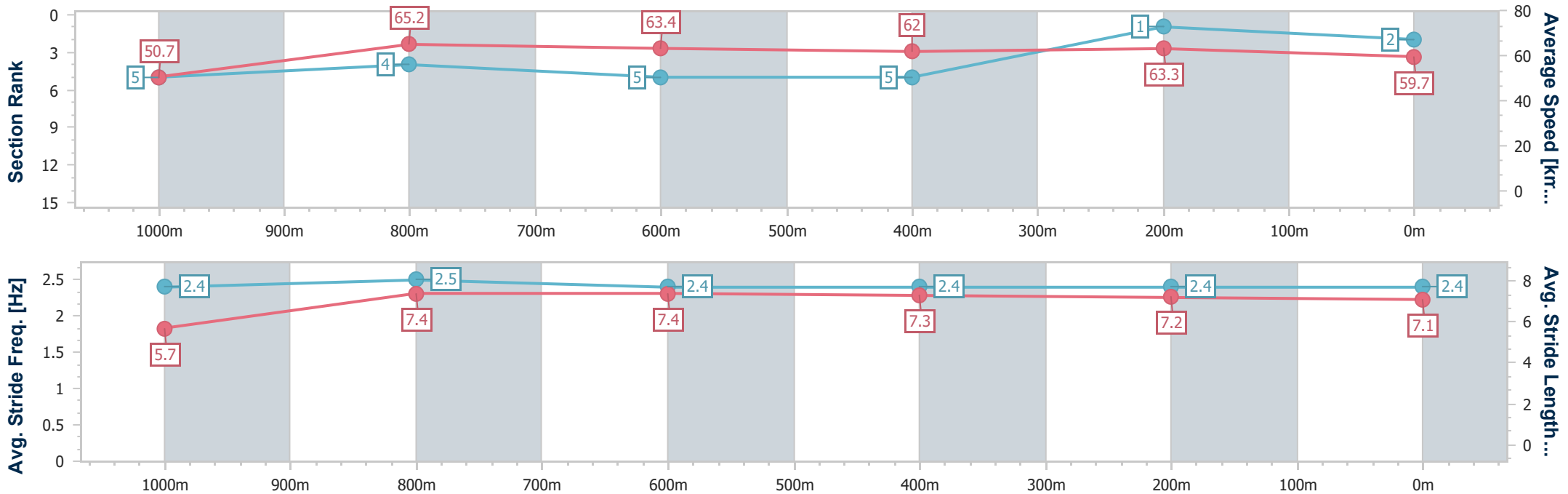
Mackay QLD Professional
Race 1: SKY RACING QTIS Maiden Plate - 1200m



22 August 2024 - 12:53

Track Rating: Good 4, Weather: Fine, Rail Position: +3m Entire

| Section | Overall | 1000m | 800m | 600m | 400m | 200m |
|------------------------|--------------------------|--------------------------|--------------------------|--------------------------|--------------------------|--------------------------|
| Section Times | 1:11.94 [2] (0:14.24) | 0:57.70 [5] (0:11.10) | 0:46.60 [4] (0:11.42) | 0:35.18 [5] (0:11.67) | 0:23.51 [5] (0:11.42) | 0:12.09 [1] (0:12.09) |
| Average Speed [km/h] | 50.7 | 65.2 | 63.4 | 62.0 | 63.3 | 59.7 |
| Top Speed [km/h] | 66.2 | 66.0 | 64.2 | 63.3 | 65.0 | 63.0 |
| Avg. Dist. to Rail [m] | 3.3 | 1.8 | 1.3 | 0.9 | 4.5 | 4.8 |
| Avg. Stride Freq. [Hz] | 2.4 | 2.5 | 2.4 | 2.4 | 2.4 | 2.4 |
| Avg. Stride Length [m] | 5.7 | 7.4 | 7.4 | 7.3 | 7.2 | 7.1 |



- [] Ranking at each section and finish
- .-.- No data available at this section
- NA No data available



| | |
|--------------------------------|-----------------|
| Horse/Jockey Name | Mishani Opal |
| Final Rank | 3 |
| Fastest Section Time (Section) | 0:11.13 (1000m) |
| Top Speed [km/h] (Section) | 66.9 (Overall) |
| Race State | Finished |



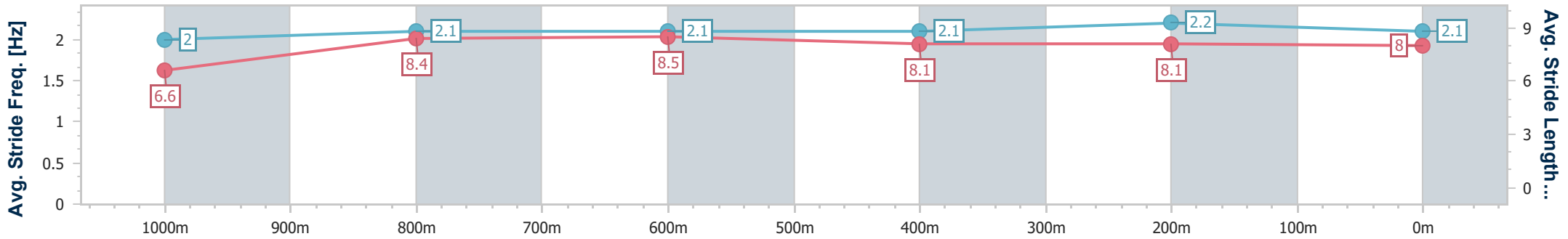
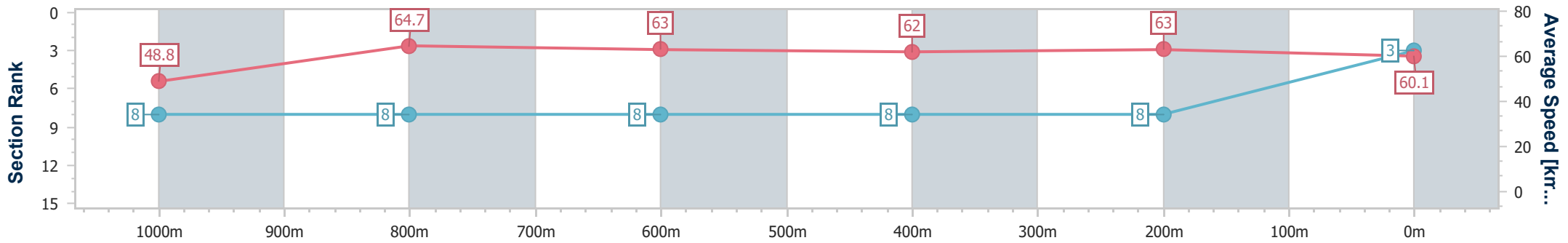
Mackay QLD Professional
Race 1: SKY RACING QTIS Maiden Plate - 1200m



22 August 2024 - 12:53

Track Rating: Good 4, Weather: Fine, Rail Position: +3m Entire

| Section | Overall | 1000m | 800m | 600m | 400m | 200m |
|------------------------|--------------------------|--------------------------|--------------------------|--------------------------|--------------------------|--------------------------|
| Section Times | 1:12.31 [3] (0:14.73) | 0:57.58 [8] (0:11.13) | 0:46.45 [8] (0:11.44) | 0:35.01 [8] (0:11.60) | 0:23.41 [8] (0:11.39) | 0:12.02 [8] (0:12.02) |
| Average Speed [km/h] | 48.8 | 64.7 | 63.0 | 62.0 | 63.0 | 60.1 |
| Top Speed [km/h] | 66.9 | 66.8 | 64.7 | 63.2 | 63.7 | 63.7 |
| Avg. Dist. to Rail [m] | 1.3 | 0.4 | 0.5 | 0.4 | 1.3 | 2.7 |
| Avg. Stride Freq. [Hz] | 2.0 | 2.1 | 2.1 | 2.1 | 2.2 | 2.1 |
| Avg. Stride Length [m] | 6.6 | 8.4 | 8.5 | 8.1 | 8.1 | 8.0 |



- [] Ranking at each section and finish
- .-.- No data available at this section
- NA No data available



| | |
|--------------------------------|-----------------|
| Horse/Jockey Name | March Madness |
| Final Rank | 4 |
| Fastest Section Time (Section) | 0:11.04 (1000m) |
| Top Speed [km/h] (Section) | 66.6 (1000m) |
| Race State | Finished |



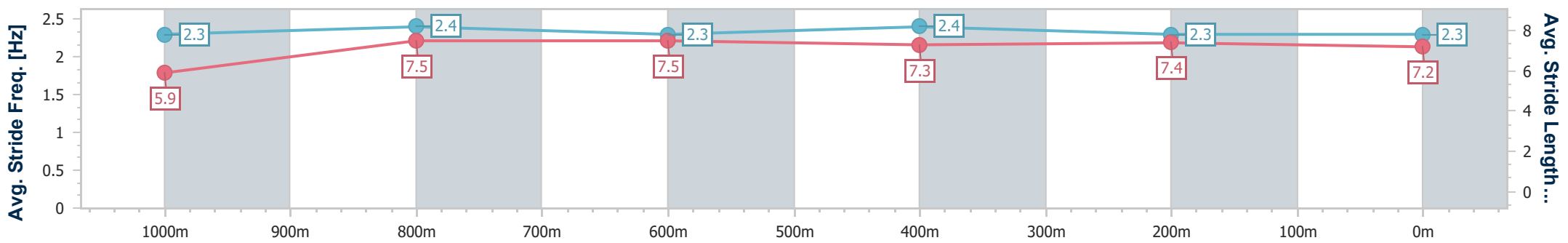
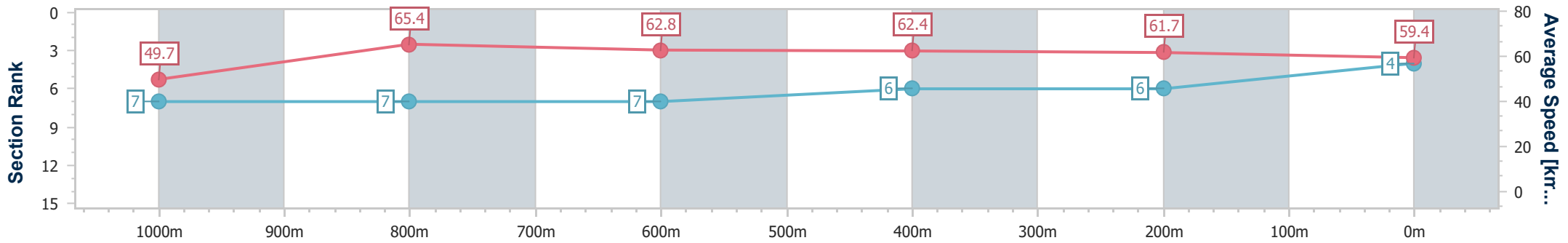
Mackay QLD Professional
Race 1: SKY RACING QTIS Maiden Plate - 1200m



22 August 2024 - 12:53

Track Rating: Good 4, Weather: Fine, Rail Position: +3m Entire

| Section | Overall | 1000m | 800m | 600m | 400m | 200m |
|------------------------|--------------------------|--------------------------|--------------------------|--------------------------|--------------------------|--------------------------|
| Section Times | 1:12.31 [4] (0:14.59) | 0:57.72 [7] (0:11.04) | 0:46.68 [7] (0:11.44) | 0:35.24 [7] (0:11.46) | 0:23.78 [6] (0:11.67) | 0:12.11 [6] (0:12.11) |
| Average Speed [km/h] | 49.7 | 65.4 | 62.8 | 62.4 | 61.7 | 59.4 |
| Top Speed [km/h] | 63.6 | 66.6 | 64.2 | 65.0 | 62.9 | 61.8 |
| Avg. Dist. to Rail [m] | 6.6 | 1.3 | 0.5 | 1.3 | 2.9 | 3.3 |
| Avg. Stride Freq. [Hz] | 2.3 | 2.4 | 2.3 | 2.4 | 2.3 | 2.3 |
| Avg. Stride Length [m] | 5.9 | 7.5 | 7.5 | 7.3 | 7.4 | 7.2 |



- [] Ranking at each section and finish
- .-.- No data available at this section
- NA No data available



| | |
|--------------------------------|-----------------|
| Horse/Jockey Name | Just Like Rosie |
| Final Rank | 5 |
| Fastest Section Time (Section) | 0:11.09 (1000m) |
| Top Speed [km/h] (Section) | 66.9 (Overall) |
| Race State | Finished |



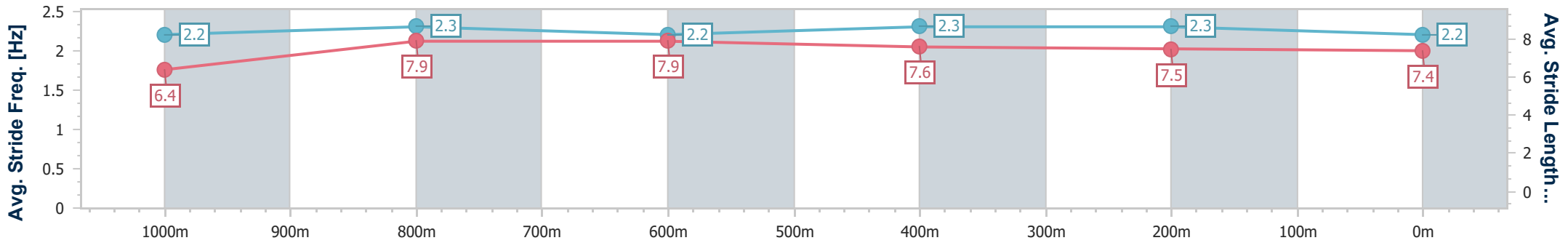
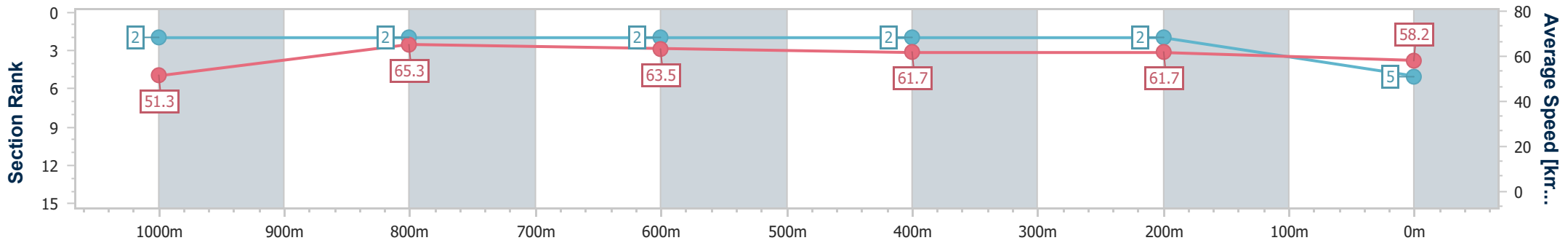
Mackay QLD Professional
Race 1: SKY RACING QTIS Maiden Plate - 1200m



22 August 2024 - 12:53

Track Rating: Good 4, Weather: Fine, Rail Position: +3m Entire

| Section | Overall | 1000m | 800m | 600m | 400m | 200m |
|------------------------|--------------------------|--------------------------|--------------------------|--------------------------|--------------------------|--------------------------|
| Section Times | 1:12.33 [5] (0:14.09) | 0:58.24 [2] (0:11.09) | 0:47.15 [2] (0:11.37) | 0:35.78 [2] (0:11.72) | 0:24.06 [2] (0:11.70) | 0:12.36 [2] (0:12.36) |
| Average Speed [km/h] | 51.3 | 65.3 | 63.5 | 61.7 | 61.7 | 58.2 |
| Top Speed [km/h] | 66.9 | 66.9 | 64.4 | 62.2 | 63.1 | 61.5 |
| Avg. Dist. to Rail [m] | 4.5 | 1.5 | 0.7 | 0.8 | 1.8 | 1.5 |
| Avg. Stride Freq. [Hz] | 2.2 | 2.3 | 2.2 | 2.3 | 2.3 | 2.2 |
| Avg. Stride Length [m] | 6.4 | 7.9 | 7.9 | 7.6 | 7.5 | 7.4 |



- [] Ranking at each section and finish
- .-.- No data available at this section
- NA No data available



| | |
|--------------------------------|-------------------|
| Horse/Jockey Name | Enterprise Mousse |
| Final Rank | 6 |
| Fastest Section Time (Section) | 0:11.14 (1000m) |
| Top Speed [km/h] (Section) | 65.8 (1000m) |
| Race State | Finished |



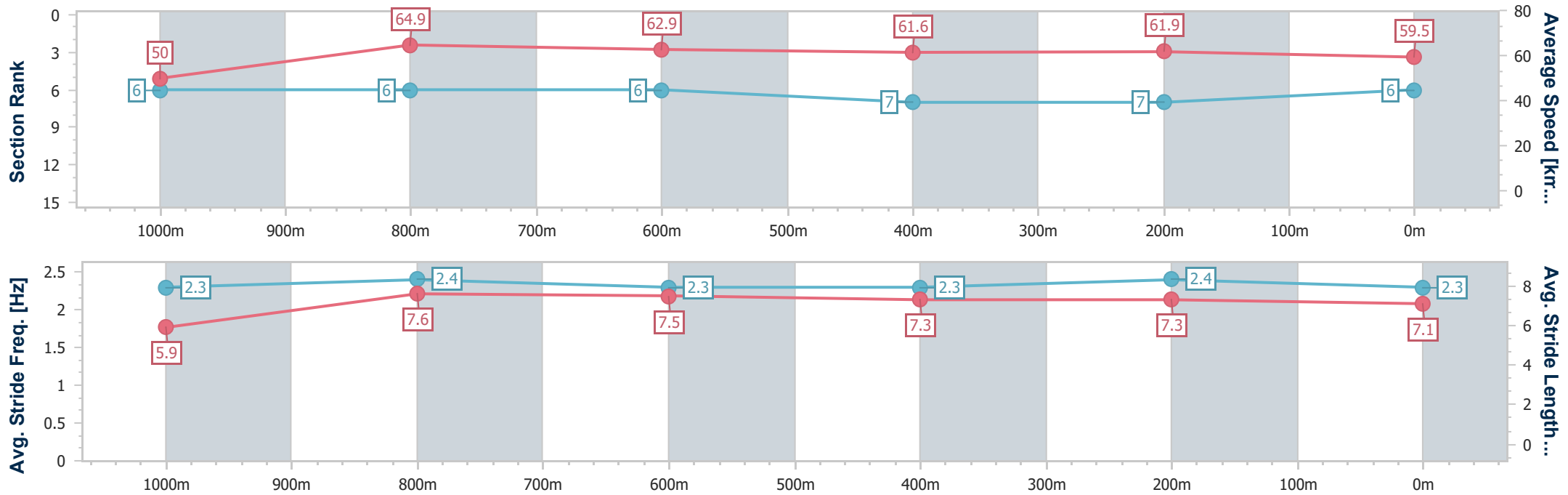
Mackay QLD Professional
Race 1: SKY RACING QTIS Maiden Plate - 1200m



22 August 2024 - 12:53

Track Rating: Good 4, Weather: Fine, Rail Position: +3m Entire

| Section | Overall | 1000m | 800m | 600m | 400m | 200m |
|------------------------|--------------------------|--------------------------|--------------------------|--------------------------|--------------------------|--------------------------|
| Section Times | 1:12.38 [6] (0:14.46) | 0:57.92 [6] (0:11.14) | 0:46.78 [6] (0:11.39) | 0:35.39 [6] (0:11.63) | 0:23.76 [7] (0:11.67) | 0:12.09 [7] (0:12.09) |
| Average Speed [km/h] | 50.0 | 64.9 | 62.9 | 61.6 | 61.9 | 59.5 |
| Top Speed [km/h] | 65.1 | 65.8 | 64.0 | 62.5 | 62.5 | 62.1 |
| Avg. Dist. to Rail [m] | 4.7 | 0.4 | 0.4 | 0.6 | 0.9 | 0.5 |
| Avg. Stride Freq. [Hz] | 2.3 | 2.4 | 2.3 | 2.3 | 2.4 | 2.3 |
| Avg. Stride Length [m] | 5.9 | 7.6 | 7.5 | 7.3 | 7.3 | 7.1 |



- [] Ranking at each section and finish
- .-.- No data available at this section
- NA No data available



| | |
|--------------------------------|-----------------|
| Horse/Jockey Name | Gigi Fille |
| Final Rank | 7 |
| Fastest Section Time (Section) | 0:11.16 (1000m) |
| Top Speed [km/h] (Section) | 66.5 (Overall) |
| Race State | Finished |



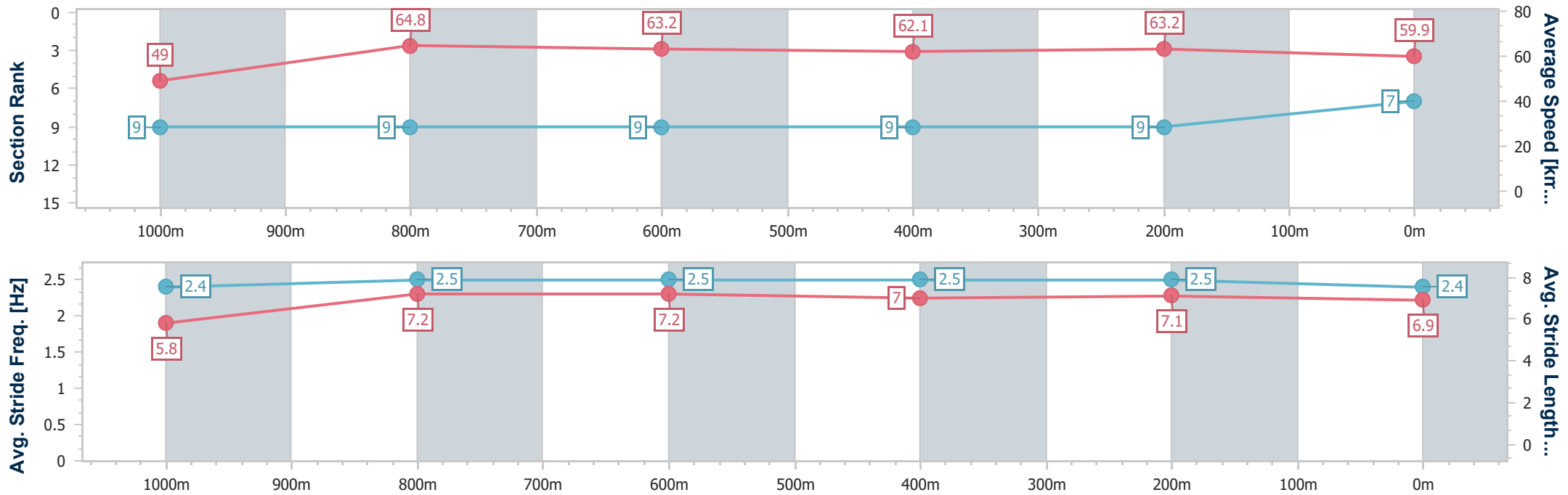
Mackay QLD Professional
Race 1: SKY RACING QTIS Maiden Plate - 1200m



22 August 2024 - 12:53

Track Rating: Good 4, Weather: Fine, Rail Position: +3m Entire

| Section | Overall | 1000m | 800m | 600m | 400m | 200m |
|------------------------|--------------------------|--------------------------|--------------------------|--------------------------|--------------------------|--------------------------|
| Section Times | 1:12.47 [7] (0:14.73) | 0:57.74 [9] (0:11.16) | 0:46.58 [9] (0:11.41) | 0:35.17 [9] (0:11.68) | 0:23.49 [9] (0:11.48) | 0:12.01 [9] (0:12.01) |
| Average Speed [km/h] | 49.0 | 64.8 | 63.2 | 62.1 | 63.2 | 59.9 |
| Top Speed [km/h] | 66.5 | 65.8 | 64.0 | 63.3 | 64.0 | 62.8 |
| Avg. Dist. to Rail [m] | 3.6 | 1.1 | 1.0 | 1.3 | 3.6 | 5.0 |
| Avg. Stride Freq. [Hz] | 2.4 | 2.5 | 2.5 | 2.5 | 2.5 | 2.4 |
| Avg. Stride Length [m] | 5.8 | 7.2 | 7.2 | 7.0 | 7.1 | 6.9 |



- [] Ranking at each section and finish
- .-.- No data available at this section
- NA No data available



| | |
|--------------------------------|-----------------|
| Horse/Jockey Name | Me Time |
| Final Rank | 8 |
| Fastest Section Time (Section) | 0:11.12 (1000m) |
| Top Speed [km/h] (Section) | 67.7 (1000m) |
| Race State | Finished |



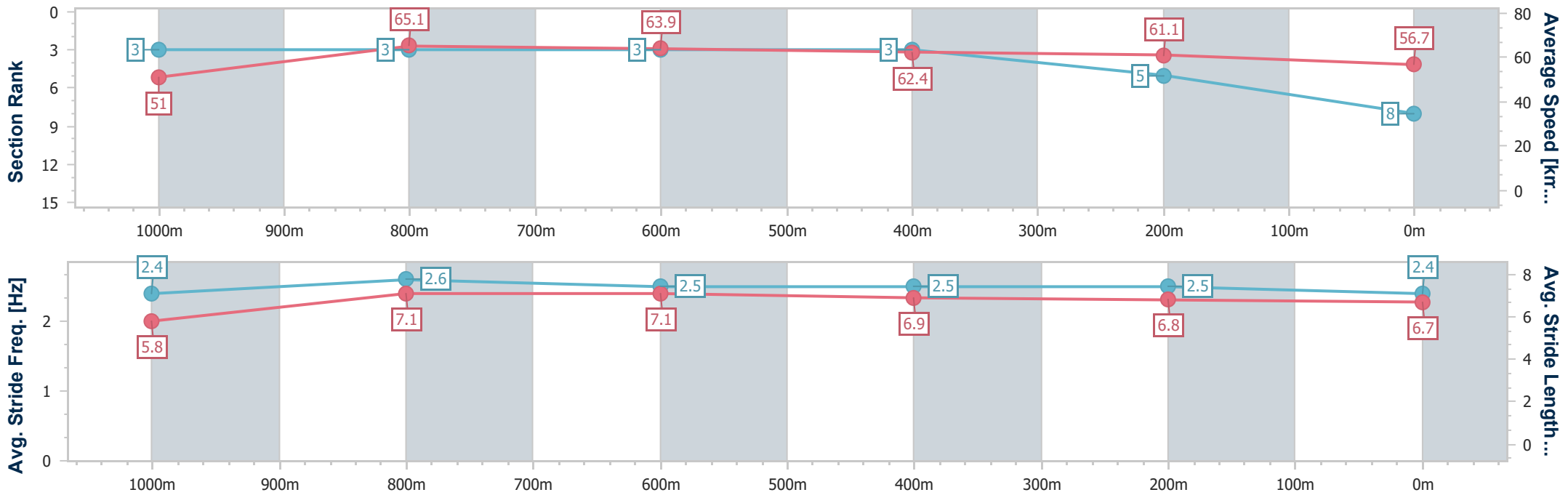
Mackay QLD Professional
Race 1: SKY RACING QTIS Maiden Plate - 1200m



22 August 2024 - 12:53

Track Rating: Good 4, Weather: Fine, Rail Position: +3m Entire

| Section | Overall | 1000m | 800m | 600m | 400m | 200m |
|------------------------|--------------------------|--------------------------|--------------------------|--------------------------|--------------------------|--------------------------|
| Section Times | 1:12.84 [8] (0:14.21) | 0:58.63 [3] (0:11.12) | 0:47.51 [3] (0:11.36) | 0:36.15 [3] (0:11.61) | 0:24.54 [3] (0:11.84) | 0:12.70 [5] (0:12.70) |
| Average Speed [km/h] | 51.0 | 65.1 | 63.9 | 62.4 | 61.1 | 56.7 |
| Top Speed [km/h] | 66.8 | 67.7 | 64.3 | 63.1 | 61.6 | 61.0 |
| Avg. Dist. to Rail [m] | 6.1 | 2.6 | 1.5 | 1.2 | 2.8 | 3.4 |
| Avg. Stride Freq. [Hz] | 2.4 | 2.6 | 2.5 | 2.5 | 2.5 | 2.4 |
| Avg. Stride Length [m] | 5.8 | 7.1 | 7.1 | 6.9 | 6.8 | 6.7 |



- [] Ranking at each section and finish
- .-.- No data available at this section
- NA No data available



| | |
|--------------------------------|------------------|
| Horse/Jockey Name | Fairybower Flyer |
| Final Rank | 9 |
| Fastest Section Time (Section) | 0:11.11 (1000m) |
| Top Speed [km/h] (Section) | 67.0 (Overall) |
| Race State | Finished |



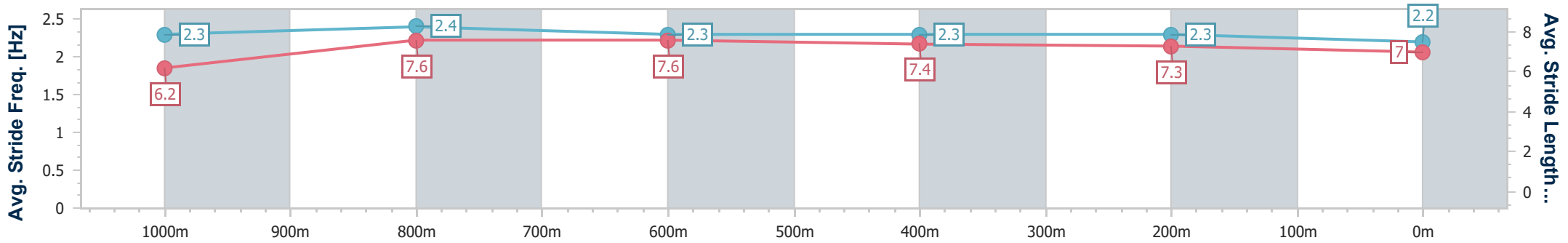
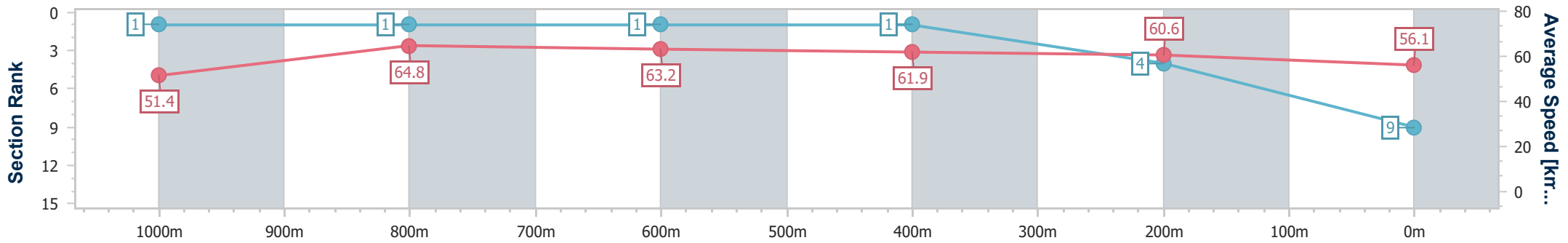
Mackay QLD Professional
Race 1: SKY RACING QTIS Maiden Plate - 1200m



22 August 2024 - 12:53

Track Rating: Good 4, Weather: Fine, Rail Position: +3m Entire

| Section | Overall | 1000m | 800m | 600m | 400m | 200m |
|------------------------|--------------------------|--------------------------|--------------------------|--------------------------|--------------------------|--------------------------|
| Section Times | 1:12.93 [9] (0:14.04) | 0:58.89 [1] (0:11.11) | 0:47.78 [1] (0:11.36) | 0:36.42 [1] (0:11.70) | 0:24.72 [1] (0:11.90) | 0:12.82 [4] (0:12.82) |
| Average Speed [km/h] | 51.4 | 64.8 | 63.2 | 61.9 | 60.6 | 56.1 |
| Top Speed [km/h] | 67.0 | 65.8 | 64.9 | 62.3 | 61.5 | 60.7 |
| Avg. Dist. to Rail [m] | 1.9 | 0.4 | 0.8 | 0.6 | 1.0 | 1.5 |
| Avg. Stride Freq. [Hz] | 2.3 | 2.4 | 2.3 | 2.3 | 2.3 | 2.2 |
| Avg. Stride Length [m] | 6.2 | 7.6 | 7.6 | 7.4 | 7.3 | 7.0 |



- [] Ranking at each section and finish
- .-.- No data available at this section
- NA No data available



Mackay QLD Professional

Race 2: LADBROKE IT! BENCHMARK 70 Handicap - 1300m

22 August 2024 - 13:27



MACKAY TURF CLUB

Ooralea Racecourse

Track Rating: Good 4, Weather: Fine, Rail Position: +3m Entire

| Section | | Overall | 1200m | 1000m | 800m | 600m | 400m | Last 600m | | | | |
|-------------|-------------------------------------|----------------------|----------------------|----------------------|--------------------------|--------------------------|--------------------------|--------------------------|--------------------------|--------------------------|------------|--|
| Field Times | | 1:16.08 (0:08.43) | 1:07.65 (0:10.81) | 0:56.84 (0:10.98) | 0:45.86 (0:11.24) | 0:34.62 (0:11.34) | 0:23.28 (0:11.48) | 0:34.62 | | | | |
| Rank | TAB Horse/Jockey | Barrier | Top Speed [km/h] | Fastest Section | Distance Travelled [m] | | | | | | | |
| 1 | 9 SENNAPROST Georgina Cartwright | 4 | 66.9 1200m | 0:08.52 Overall | 1:16.08 [1] (0:08.52) | 1:07.56 [3] (0:11.01) | 0:56.55 [3] (0:11.18) | 0:45.37 [3] (0:11.26) | 0:34.11 [3] (0:11.28) | 0:22.83 [3] (0:11.08) | 0:34.11 | |
| 2 | 1 STARSONIC Leah Martyn | 1 | 68.2 1200m | 0:08.43 Overall | 1:16.20 [2] (0:08.43) | 1:07.77 [1] (0:10.85) | 0:56.92 [2] (0:11.04) | 0:45.88 [2] (0:11.33) | 0:34.55 [2] (0:11.29) | 0:23.26 [2] (0:11.34) | 0:34.55 +0 | |
| 3 | 2 MOENAVE Ryan Wiggins | 2 | 66.9 1200m | 0:08.64 Overall | 1:16.34 [3] (0:08.64) | 1:07.70 [5] (0:11.05) | 0:56.65 [4] (0:11.09) | 0:45.56 [4] (0:11.21) | 0:34.35 [4] (0:11.35) | 0:23.00 [4] (0:11.20) | 0:34.35 -4 | |
| 4 | 3 MEDIA EMPIRE Warwick Satherley | 6 | 66.3 1200m | 0:08.53 Overall | 1:16.44 [4] (0:08.53) | 1:07.91 [4] (0:11.19) | 0:56.72 [5] (0:11.15) | 0:45.57 [5] (0:11.19) | 0:34.38 [5] (0:11.31) | 0:23.07 [5] (0:11.19) | 0:34.38 +1 | |
| 5 | 4 SAVVY SOVEREIGN Zac Sprie | 3 | 66.4 1200m | 0:08.80 Overall | 1:16.70 [5] (0:08.80) | 1:07.90 [7] (0:11.11) | 0:56.79 [6] (0:11.15) | 0:45.64 [6] (0:11.14) | 0:34.50 [6] (0:11.36) | 0:23.14 [6] (0:11.17) | 0:34.50 +2 | |
| 6 | 5 DOLLSON Chris Whiteley | 7 | 66.1 1000m | 0:08.70 Overall | 1:16.73 [6] (0:08.70) | 1:08.03 [6] (0:11.26) | 0:56.77 [7] (0:11.20) | 0:45.57 [7] (0:11.22) | 0:34.35 [7] (0:11.32) | 0:23.03 [7] (0:11.28) | 0:34.35 +1 | |
| 7 | 6 PREPOTENT Adrian Layt | 5 | 65.6 1200m | 0:08.89 Overall | 1:16.85 [7] (0:08.89) | 1:07.96 [8] (0:11.27) | 0:56.69 [8] (0:11.21) | 0:45.48 [8] (0:11.26) | 0:34.22 [8] (0:11.30) | 0:22.92 [8] (0:11.12) | 0:34.22 +3 | |
| 8 | 7 SINGLE HONOR Scott Sheargold | 8 | 68.7 1200m | 0:08.43 Overall | 1:17.89 [8] (0:08.43) | 1:09.46 [2] (0:10.81) | 0:58.65 [1] (0:10.98) | 0:47.67 [1] (0:11.24) | 0:36.43 [1] (0:11.34) | 0:25.09 [1] (0:11.71) | 0:36.43 -7 | |

Scratched: Flying Shamus (#8)

[] Ranking at each section and finish
 -:-:- No data available at this section
 NA No data available

SCN Saddle cloth number
 DNF Did not finish
 DNT Did not track



Mackay QLD Professional

Race 2: LADBROKE IT! BENCHMARK 70 Handicap - 1300m



MACKAY TURF CLUB
Ooralea Racecourse

22 August 2024 - 13:27

Track Rating: Good 4, Weather: Fine, Rail Position: +3m Entire

| Section | | | | | | | 200m | | | Last 600m |
|-------------|-----|--|---------|------------------|--------------------|--------------------------|---------|--|---------|------------------------|
| Field Times | | | | | | | 0:11.80 | | | 0:34.62 |
| | | | | | | | | | | |
| Rank | TAB | Horse/Jockey | Barrier | Top Speed [km/h] | Fastest Section | Margin | | | | Distance Travelled [m] |
| 1 | 9 | SENNAPROST Georgina Cartwright | 4 | 66.9 1200m | 0:08.52 Overall | 0:11.75 [2] (0:11.75) | 1:16.08 | | 0:34.11 | |
| 2 | 1 | STARSONIC Leah Martyn | 1 | 68.2 1200m | 0:08.43 Overall | 0:11.92 [1] (0:11.92) | 0.75L | | 0:34.55 | +0 |
| 3 | 2 | MOENAVE Ryan Wiggins | 2 | 66.9 1200m | 0:08.64 Overall | 0:11.80 [4] (0:11.80) | 1.54L | | 0:34.35 | -4 |
| 4 | 3 | MEDIA EMPIRE Warwick Satherley | 6 | 66.3 1200m | 0:08.53 Overall | 0:11.88 [5] (0:11.88) | 2.11L | | 0:34.38 | +1 |
| 5 | 4 | SAVVY SOVEREIGN Zac Sprie | 3 | 66.4 1200m | 0:08.80 Overall | 0:11.97 [6] (0:11.97) | 3.68L | | 0:34.50 | +2 |
| 6 | 5 | DOLLSON Chris Whiteley | 7 | 66.1 1000m | 0:08.70 Overall | 0:11.75 [7] (0:11.75) | 3.86L | | 0:34.35 | +1 |
| 7 | 6 | PREPOTENT Adrian Layt | 5 | 65.6 1200m | 0:08.89 Overall | 0:11.80 [8] (0:11.80) | 4.54L | | 0:34.22 | +3 |
| 8 | 7 | SINGLE HONOR Scott Sheargold | 8 | 68.7 1200m | 0:08.43 Overall | 0:13.38 [3] (0:13.38) | 10.66L | | 0:36.43 | -7 |

Scratched: Flying Shamus (#8)



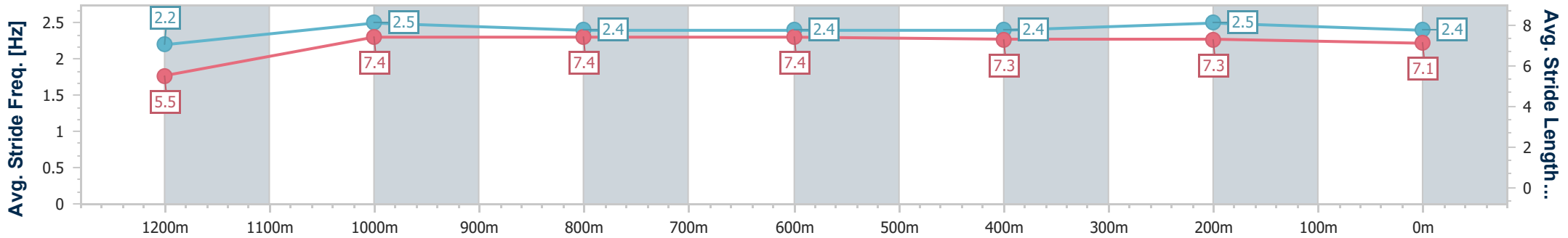
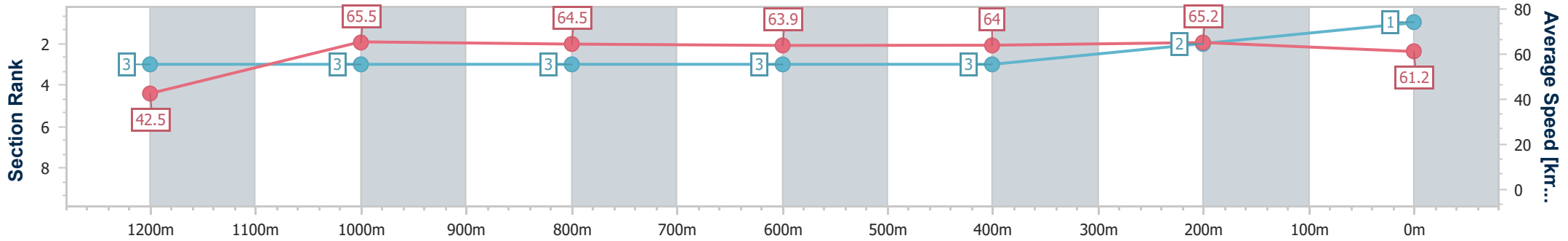
| | |
|--------------------------------|-------------------|
| Horse/Jockey Name | Sennaprost |
| Final Rank | 1 |
| Fastest Section Time (Section) | 0:08.52 (Overall) |
| Top Speed [km/h] (Section) | 66.9 (1200m) |
| Race State | Finished |



Mackay QLD Professional
 Race 2: LADBROKE IT! BENCHMARK 70 Handicap - 1300m
 22 August 2024 - 13:27
 Track Rating: Good 4, Weather: Fine, Rail Position: +3m Entire



| Section | Overall | 1200m | 1000m | 800m | 600m | 400m | 200m |
|------------------------|--------------------------|--------------------------|--------------------------|--------------------------|--------------------------|--------------------------|--------------------------|
| Section Times | 1:16.08 [1] (0:08.52) | 1:07.56 [3] (0:11.01) | 0:56.55 [3] (0:11.18) | 0:45.37 [3] (0:11.26) | 0:34.11 [3] (0:11.28) | 0:22.83 [3] (0:11.08) | 0:11.75 [2] (0:11.75) |
| Average Speed [km/h] | 42.5 | 65.5 | 64.5 | 63.9 | 64.0 | 65.2 | 61.2 |
| Top Speed [km/h] | 63.3 | 66.9 | 66.0 | 65.9 | 65.8 | 65.8 | 63.7 |
| Avg. Dist. to Rail [m] | 6.6 | 1.7 | 1.1 | 0.8 | 0.4 | 4.0 | 5.3 |
| Avg. Stride Freq. [Hz] | 2.2 | 2.5 | 2.4 | 2.4 | 2.4 | 2.5 | 2.4 |
| Avg. Stride Length [m] | 5.5 | 7.4 | 7.4 | 7.4 | 7.3 | 7.3 | 7.1 |



- [] Ranking at each section and finish
- .-.- No data available at this section
- NA No data available



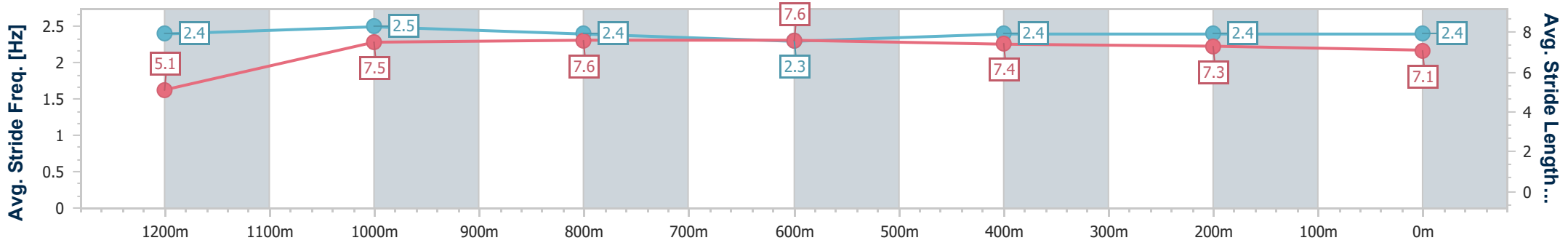
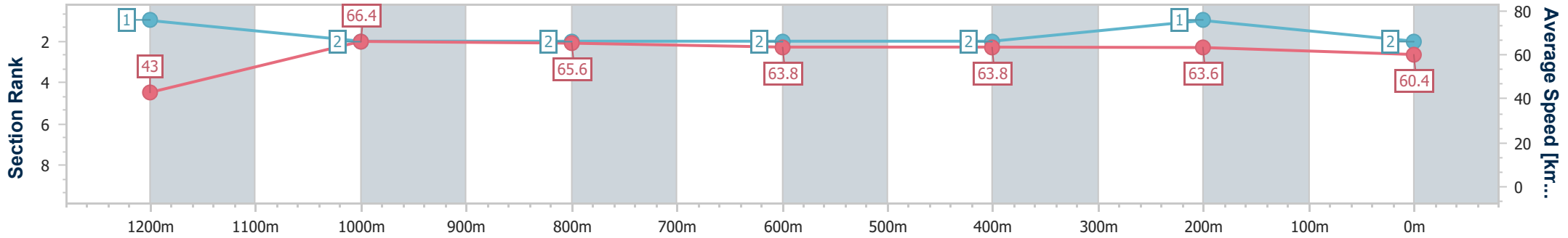
| | |
|--------------------------------|-------------------|
| Horse/Jockey Name | Starsonic |
| Final Rank | 2 |
| Fastest Section Time (Section) | 0:08.43 (Overall) |
| Top Speed [km/h] (Section) | 68.2 (1200m) |
| Race State | Finished |



Mackay QLD Professional
 Race 2: LADBROKE IT! BENCHMARK 70 Handicap - 1300m
 22 August 2024 - 13:27
 Track Rating: Good 4, Weather: Fine, Rail Position: +3m Entire



| Section | Overall | 1200m | 1000m | 800m | 600m | 400m | 200m |
|------------------------|--------------------------|--------------------------|--------------------------|--------------------------|--------------------------|--------------------------|--------------------------|
| Section Times | 1:16.20 [2] (0:08.43) | 1:07.77 [1] (0:10.85) | 0:56.92 [2] (0:11.04) | 0:45.88 [2] (0:11.33) | 0:34.55 [2] (0:11.29) | 0:23.26 [2] (0:11.34) | 0:11.92 [1] (0:11.92) |
| Average Speed [km/h] | 43.0 | 66.4 | 65.6 | 63.8 | 63.8 | 63.6 | 60.4 |
| Top Speed [km/h] | 63.8 | 68.2 | 67.1 | 64.7 | 65.1 | 64.4 | 63.7 |
| Avg. Dist. to Rail [m] | 5.3 | 1.9 | 2.0 | 1.2 | 0.3 | 2.6 | 3.3 |
| Avg. Stride Freq. [Hz] | 2.4 | 2.5 | 2.4 | 2.3 | 2.4 | 2.4 | 2.4 |
| Avg. Stride Length [m] | 5.1 | 7.5 | 7.6 | 7.6 | 7.4 | 7.3 | 7.1 |



- [] Ranking at each section and finish
- .-.- No data available at this section
- NA No data available



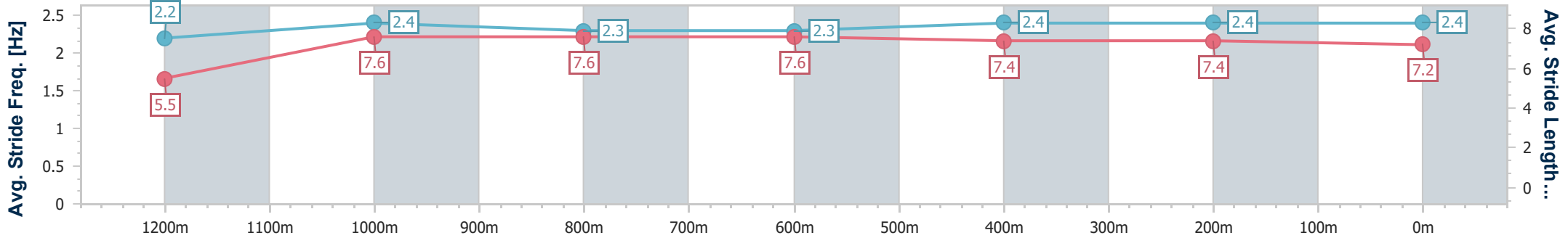
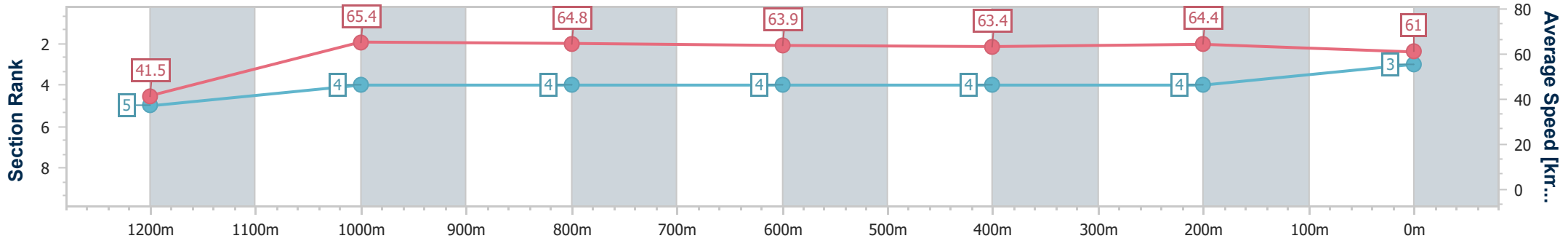
| | |
|--------------------------------|-------------------|
| Horse/Jockey Name | Moenave |
| Final Rank | 3 |
| Fastest Section Time (Section) | 0:08.64 (Overall) |
| Top Speed [km/h] (Section) | 66.9 (1200m) |
| Race State | Finished |



Mackay QLD Professional
 Race 2: LADBROKE IT! BENCHMARK 70 Handicap - 1300m
 22 August 2024 - 13:27
 Track Rating: Good 4, Weather: Fine, Rail Position: +3m Entire



| Section | Overall | 1200m | 1000m | 800m | 600m | 400m | 200m |
|------------------------|--------------------------|--------------------------|--------------------------|--------------------------|--------------------------|--------------------------|--------------------------|
| Section Times | 1:16.34 [3] (0:08.64) | 1:07.70 [5] (0:11.05) | 0:56.65 [4] (0:11.09) | 0:45.56 [4] (0:11.21) | 0:34.35 [4] (0:11.35) | 0:23.00 [4] (0:11.20) | 0:11.80 [4] (0:11.80) |
| Average Speed [km/h] | 41.5 | 65.4 | 64.8 | 63.9 | 63.4 | 64.4 | 61.0 |
| Top Speed [km/h] | 63.7 | 66.9 | 65.8 | 65.4 | 64.4 | 65.2 | 64.4 |
| Avg. Dist. to Rail [m] | 5.2 | 0.6 | 0.4 | 0.4 | 0.8 | 2.6 | 2.4 |
| Avg. Stride Freq. [Hz] | 2.2 | 2.4 | 2.3 | 2.3 | 2.4 | 2.4 | 2.4 |
| Avg. Stride Length [m] | 5.5 | 7.6 | 7.6 | 7.6 | 7.4 | 7.4 | 7.2 |



- [] Ranking at each section and finish
- .-.- No data available at this section
- NA No data available



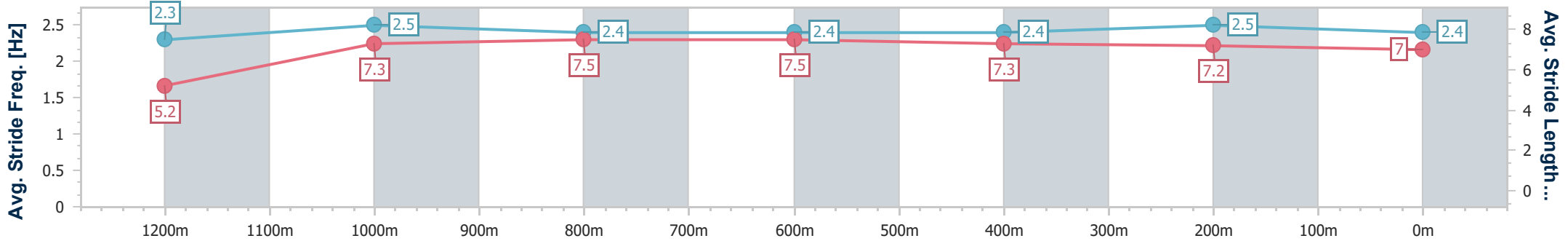
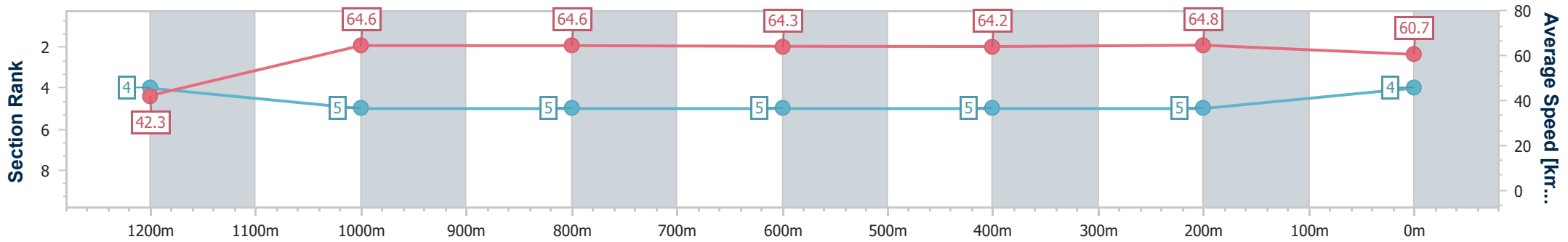
| | |
|--------------------------------|-------------------|
| Horse/Jockey Name | Media Empire |
| Final Rank | 4 |
| Fastest Section Time (Section) | 0:08.53 (Overall) |
| Top Speed [km/h] (Section) | 66.3 (1200m) |
| Race State | Finished |



Mackay QLD Professional
 Race 2: LADBROKE IT! BENCHMARK 70 Handicap - 1300m
 22 August 2024 - 13:27
 Track Rating: Good 4, Weather: Fine, Rail Position: +3m Entire



| Section | Overall | 1200m | 1000m | 800m | 600m | 400m | 200m |
|------------------------|--------------------------|--------------------------|--------------------------|--------------------------|--------------------------|--------------------------|--------------------------|
| Section Times | 1:16.44 [4] (0:08.53) | 1:07.91 [4] (0:11.19) | 0:56.72 [5] (0:11.15) | 0:45.57 [5] (0:11.19) | 0:34.38 [5] (0:11.31) | 0:23.07 [5] (0:11.19) | 0:11.88 [5] (0:11.88) |
| Average Speed [km/h] | 42.3 | 64.6 | 64.6 | 64.3 | 64.2 | 64.8 | 60.7 |
| Top Speed [km/h] | 62.4 | 66.3 | 66.3 | 65.3 | 65.1 | 65.4 | 63.4 |
| Avg. Dist. to Rail [m] | 6.5 | 1.4 | 0.5 | 0.6 | 1.3 | 5.2 | 6.8 |
| Avg. Stride Freq. [Hz] | 2.3 | 2.5 | 2.4 | 2.4 | 2.4 | 2.5 | 2.4 |
| Avg. Stride Length [m] | 5.2 | 7.3 | 7.5 | 7.5 | 7.3 | 7.2 | 7.0 |



- [] Ranking at each section and finish
- .-.- No data available at this section
- NA No data available



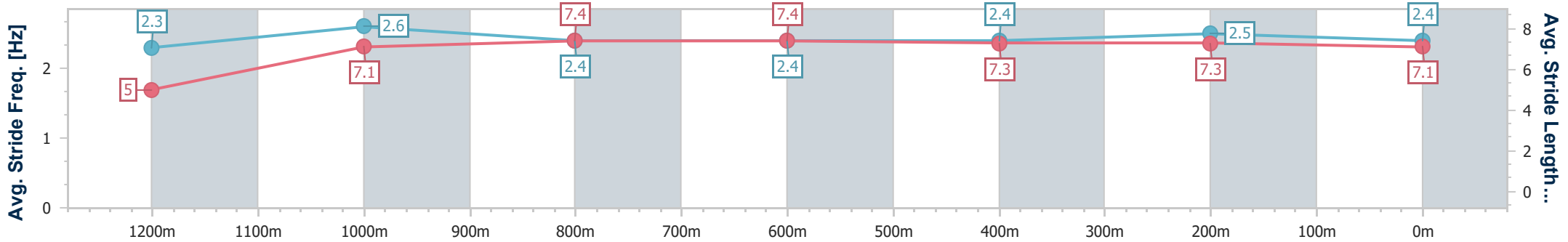
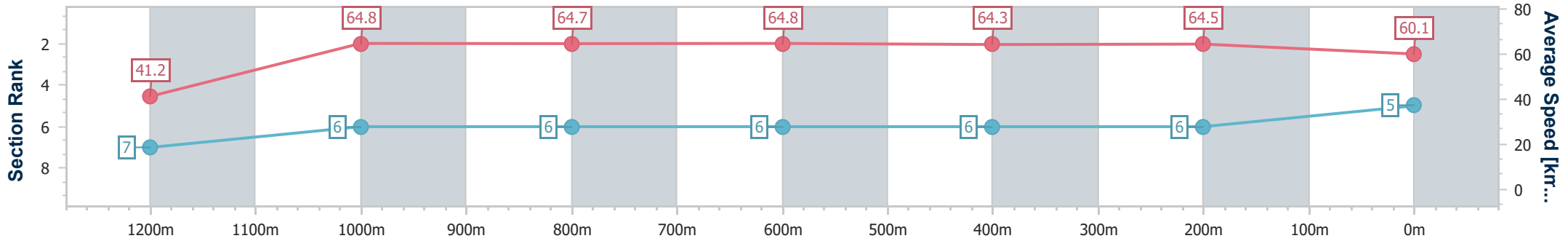
| | |
|--------------------------------|-------------------|
| Horse/Jockey Name | Savvy Sovereign |
| Final Rank | 5 |
| Fastest Section Time (Section) | 0:08.80 (Overall) |
| Top Speed [km/h] (Section) | 66.4 (1200m) |
| Race State | Finished |



Mackay QLD Professional
 Race 2: LADBROKE IT! BENCHMARK 70 Handicap - 1300m
 22 August 2024 - 13:27
 Track Rating: Good 4, Weather: Fine, Rail Position: +3m Entire



| Section | Overall | 1200m | 1000m | 800m | 600m | 400m | 200m |
|------------------------|--------------------------|--------------------------|--------------------------|--------------------------|--------------------------|--------------------------|--------------------------|
| Section Times | 1:16.70 [5] (0:08.80) | 1:07.90 [7] (0:11.11) | 0:56.79 [6] (0:11.15) | 0:45.64 [6] (0:11.14) | 0:34.50 [6] (0:11.36) | 0:23.14 [6] (0:11.17) | 0:11.97 [6] (0:11.97) |
| Average Speed [km/h] | 41.2 | 64.8 | 64.7 | 64.8 | 64.3 | 64.5 | 60.1 |
| Top Speed [km/h] | 62.6 | 66.4 | 65.7 | 65.9 | 65.4 | 65.3 | 64.2 |
| Avg. Dist. to Rail [m] | 5.9 | 1.3 | 0.3 | 1.3 | 1.8 | 3.3 | 3.5 |
| Avg. Stride Freq. [Hz] | 2.3 | 2.6 | 2.4 | 2.4 | 2.4 | 2.5 | 2.4 |
| Avg. Stride Length [m] | 5.0 | 7.1 | 7.4 | 7.4 | 7.3 | 7.3 | 7.1 |



- [] Ranking at each section and finish
- .-.- No data available at this section
- NA No data available



| | |
|--------------------------------|-------------------|
| Horse/Jockey Name | Dollson |
| Final Rank | 6 |
| Fastest Section Time (Section) | 0:08.70 (Overall) |
| Top Speed [km/h] (Section) | 66.1 (1000m) |
| Race State | Finished |



Mackay QLD Professional

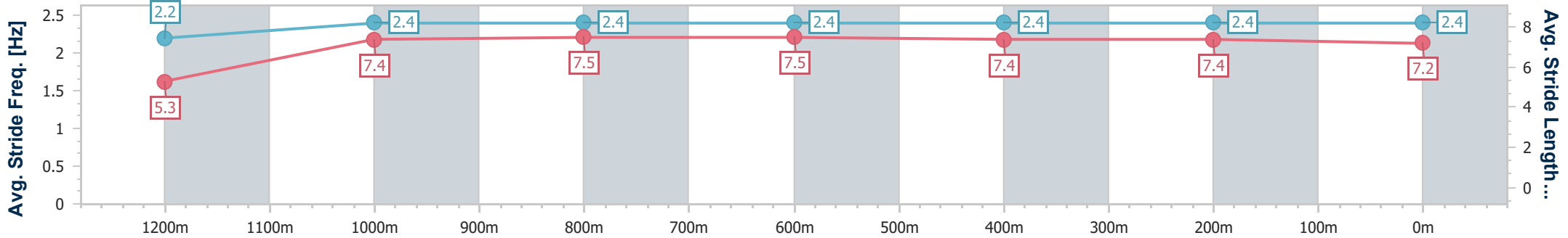
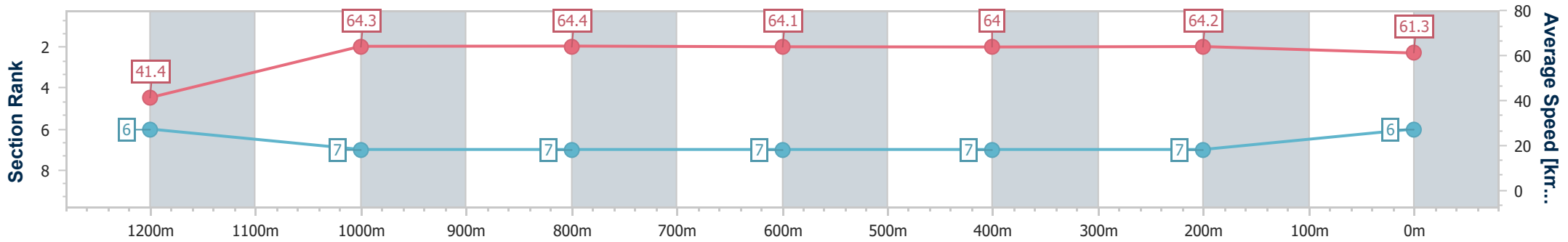
Race 2: LADBROKE IT! BENCHMARK 70 Handicap - 1300m

22 August 2024 - 13:27

Track Rating: Good 4, Weather: Fine, Rail Position: +3m Entire



| Section | Overall | 1200m | 1000m | 800m | 600m | 400m | 200m |
|------------------------|--------------------------|--------------------------|--------------------------|--------------------------|--------------------------|--------------------------|--------------------------|
| Section Times | 1:16.73 [6] (0:08.70) | 1:08.03 [6] (0:11.26) | 0:56.77 [7] (0:11.20) | 0:45.57 [7] (0:11.22) | 0:34.35 [7] (0:11.32) | 0:23.03 [7] (0:11.28) | 0:11.75 [7] (0:11.75) |
| Average Speed [km/h] | 41.4 | 64.3 | 64.4 | 64.1 | 64.0 | 64.2 | 61.3 |
| Top Speed [km/h] | 61.7 | 65.9 | 66.1 | 65.1 | 65.1 | 64.7 | 63.9 |
| Avg. Dist. to Rail [m] | 8.9 | 2.4 | 0.8 | 0.7 | 0.8 | 4.0 | 6.0 |
| Avg. Stride Freq. [Hz] | 2.2 | 2.4 | 2.4 | 2.4 | 2.4 | 2.4 | 2.4 |
| Avg. Stride Length [m] | 5.3 | 7.4 | 7.5 | 7.5 | 7.4 | 7.4 | 7.2 |



- [] Ranking at each section and finish
- .-.- No data available at this section
- NA No data available



| | |
|--------------------------------|-------------------|
| Horse/Jockey Name | Prepotent |
| Final Rank | 7 |
| Fastest Section Time (Section) | 0:08.89 (Overall) |
| Top Speed [km/h] (Section) | 65.6 (1200m) |
| Race State | Finished |



Mackay QLD Professional

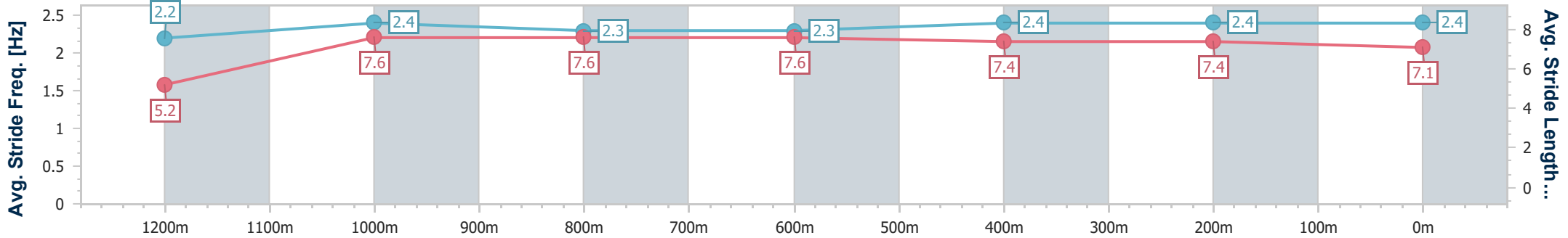
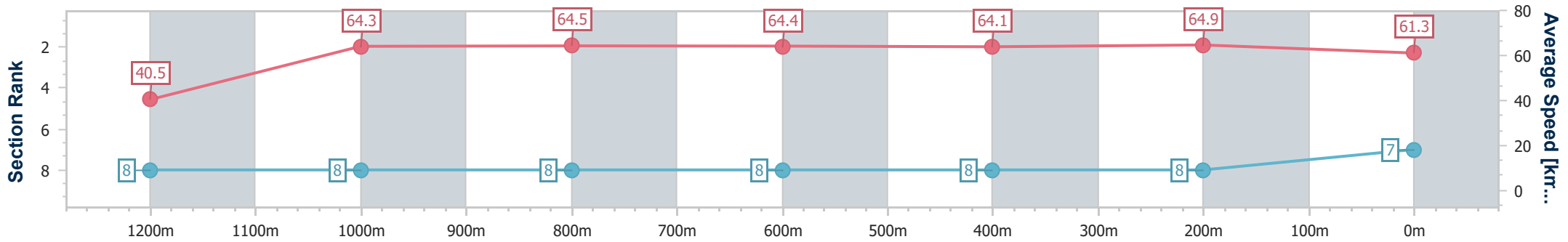
Race 2: LADBROKE IT! BENCHMARK 70 Handicap - 1300m

22 August 2024 - 13:27

Track Rating: Good 4, Weather: Fine, Rail Position: +3m Entire



| Section | Overall | 1200m | 1000m | 800m | 600m | 400m | 200m |
|------------------------|--------------------------|--------------------------|--------------------------|--------------------------|--------------------------|--------------------------|--------------------------|
| Section Times | 1:16.85 [7] (0:08.89) | 1:07.96 [8] (0:11.27) | 0:56.69 [8] (0:11.21) | 0:45.48 [8] (0:11.26) | 0:34.22 [8] (0:11.30) | 0:22.92 [8] (0:11.12) | 0:11.80 [8] (0:11.80) |
| Average Speed [km/h] | 40.5 | 64.3 | 64.5 | 64.4 | 64.1 | 64.9 | 61.3 |
| Top Speed [km/h] | 61.8 | 65.6 | 65.6 | 65.3 | 64.9 | 65.5 | 64.8 |
| Avg. Dist. to Rail [m] | 8.7 | 3.3 | 2.1 | 1.9 | 0.9 | 4.2 | 7.2 |
| Avg. Stride Freq. [Hz] | 2.2 | 2.4 | 2.3 | 2.3 | 2.4 | 2.4 | 2.4 |
| Avg. Stride Length [m] | 5.2 | 7.6 | 7.6 | 7.6 | 7.4 | 7.4 | 7.1 |



- [] Ranking at each section and finish
- .-.- No data available at this section
- NA No data available



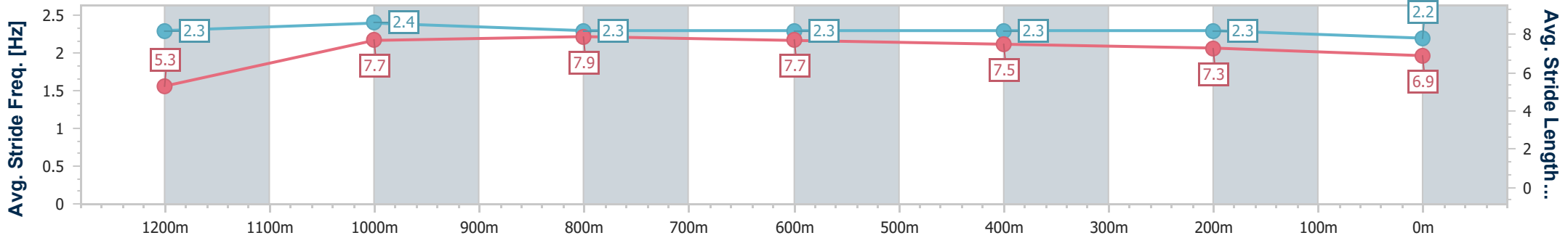
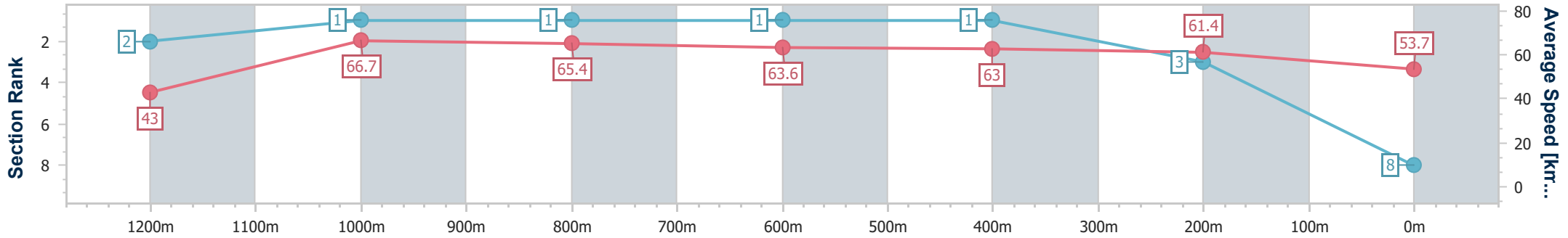
| | |
|--------------------------------|-------------------|
| Horse/Jockey Name | Single Honor |
| Final Rank | 8 |
| Fastest Section Time (Section) | 0:08.43 (Overall) |
| Top Speed [km/h] (Section) | 68.7 (1200m) |
| Race State | Finished |



Mackay QLD Professional
 Race 2: LADBROKE IT! BENCHMARK 70 Handicap - 1300m
 22 August 2024 - 13:27
 Track Rating: Good 4, Weather: Fine, Rail Position: +3m Entire



| Section | Overall | 1200m | 1000m | 800m | 600m | 400m | 200m |
|------------------------|--------------------------|--------------------------|--------------------------|--------------------------|--------------------------|--------------------------|-------------|
| Section Times | 1:17.89 [8] (0:08.43) | 1:09.46 [2] (0:10.81) | 0:58.65 [1] (0:10.98) | 0:47.67 [1] (0:11.24) | 0:36.43 [1] (0:11.34) | 0:25.09 [1] (0:11.71) | 0:13.38 [3] |
| Average Speed [km/h] | 43.0 | 66.7 | 65.4 | 63.6 | 63.0 | 61.4 | 53.7 |
| Top Speed [km/h] | 66.0 | 68.7 | 66.0 | 64.1 | 63.7 | 63.0 | 58.6 |
| Avg. Dist. to Rail [m] | 9.4 | 1.3 | 1.3 | 1.9 | 1.1 | 1.6 | 2.6 |
| Avg. Stride Freq. [Hz] | 2.3 | 2.4 | 2.3 | 2.3 | 2.3 | 2.3 | 2.2 |
| Avg. Stride Length [m] | 5.3 | 7.7 | 7.9 | 7.7 | 7.5 | 7.3 | 6.9 |



- [] Ranking at each section and finish
- .-.- No data available at this section
- NA No data available



Mackay QLD Professional

Race 3: LADBROKES COMMUNITIES Maiden Handicap - 1560m

22 August 2024 - 14:04



MACKAY TURF CLUB
Ooralea Racecourse

Track Rating: Good 4, Weather: Fine, Rail Position: +3m Entire

| Section | | Overall | 1400m | 1200m | 1000m | 800m | 600m | 400m | Last 600m | | | | |
|-------------|-----------------------------------|----------------------|----------------------|----------------------|--------------------------|--------------------------|--------------------------|--------------------------|--------------------------|--------------------------|--------------------------|---------|----|
| Field Times | | 1:35.35 (0:12.06) | 1:23.29 (0:11.46) | 1:11.83 (0:11.97) | 0:59.86 (0:12.38) | 0:47.48 (0:12.08) | 0:35.40 (0:11.75) | 0:23.65 (0:11.65) | 0:35.40 | | | | |
| Rank | TAB Horse/Jockey | Barrier | Top Speed [km/h] | Fastest Section | Distance Travelled [m] | | | | | | | | |
| 1 | 6 MR GREY Warwick Satherley | 3 | 64.0 400m | 0:11.42 400m | 1:35.35 [1] (0:12.17) | 1:23.18 [4] (0:11.65) | 1:11.53 [3] (0:12.06) | 0:59.47 [3] (0:12.41) | 0:47.06 [3] (0:12.06) | 0:35.00 [3] (0:11.59) | 0:23.41 [2] (0:11.42) | 0:35.00 | |
| 2 | 1 RUN FREDDIE RUN Ryan Wiggins | 5 | 65.0 Overall | 0:11.46 1400m | 1:35.83 [2] (0:12.06) | 1:23.77 [2] (0:11.46) | 1:12.31 [1] (0:11.97) | 1:00.34 [1] (0:12.38) | 0:47.96 [1] (0:12.08) | 0:35.88 [1] (0:11.75) | 0:24.13 [1] (0:11.65) | 0:35.88 | +1 |
| 3 | 5 KEEP ON RUNNING Adrian Layt | 6 | 63.3 600m | 0:11.50 400m | 1:35.90 [3] (0:12.54) | 1:23.36 [8] (0:11.70) | 1:11.66 [7] (0:12.08) | 0:59.58 [7] (0:12.29) | 0:47.29 [6] (0:12.29) | 0:35.00 [7] (0:11.64) | 0:23.36 [6] (0:11.50) | 0:35.00 | +2 |
| 4 | 8 ARIK LAD Sean Cormack | 1 | 64.5 Overall | 0:11.51 400m | 1:35.98 [4] (0:12.49) | 1:23.49 [7] (0:11.55) | 1:11.94 [5] (0:12.12) | 0:59.82 [5] (0:12.36) | 0:47.46 [5] (0:12.19) | 0:35.27 [5] (0:11.72) | 0:23.55 [5] (0:11.51) | 0:35.27 | +1 |
| 5 | 2 YA LOVE HER Leah Martyn | 11 | 65.6 1400m | 0:11.72 400m | 1:36.11 [5] (0:12.14) | 1:23.97 [3] (0:11.73) | 1:12.24 [4] (0:12.05) | 1:00.19 [4] (0:12.39) | 0:47.80 [4] (0:12.13) | 0:35.67 [4] (0:11.95) | 0:23.72 [4] (0:11.72) | 0:35.67 | +8 |
| 6 | 11 QUEENBEEL Chelsea Jokic | 9 | 66.7 Overall | 0:11.58 1400m | 1:36.44 [6] (0:12.06) | 1:24.38 [1] (0:11.58) | 1:12.80 [2] (0:12.05) | 1:00.75 [2] (0:12.38) | 0:48.37 [2] (0:12.28) | 0:36.09 [2] (0:11.83) | 0:24.26 [3] (0:11.97) | 0:36.09 | +3 |
| 7 | 10 HADMYTIME Zac Sprie | 4 | 64.0 Overall | 0:11.74 600m | 1:36.82 [7] (0:12.23) | 1:24.59 [5] (0:11.85) | 1:12.74 [6] (0:12.22) | 1:00.52 [6] (0:12.36) | 0:48.16 [7] (0:12.17) | 0:35.99 [6] (0:11.74) | 0:24.25 [7] (0:11.82) | 0:35.99 | +6 |
| 8 | 4 SIRENE Chris Whiteley | 7 | 63.7 600m | 0:11.64 600m | 1:36.92 [8] (0:12.41) | 1:24.51 [6] (0:11.89) | 1:12.62 [8] (0:12.14) | 1:00.48 [8] (0:12.37) | 0:48.11 [8] (0:12.26) | 0:35.85 [8] (0:11.64) | 0:24.21 [8] (0:11.65) | 0:35.85 | +8 |
| 9 | 3 CHAPELLE Georgina Cartwright | 10 | 62.3 800m | 0:11.64 600m | 1:36.97 [9] (0:12.59) | 1:24.38 [9] (0:11.93) | 1:12.45 [9] (0:12.17) | 1:00.28 [9] (0:12.33) | 0:47.95 [9] (0:12.22) | 0:35.73 [9] (0:11.64) | 0:24.09 [9] (0:11.73) | 0:35.73 | +6 |

Scratched: Full Of Euro (#12), Two Of Us (#7), Bogan Princess (#9)

[] Ranking at each section and finish
 -:-:- No data available at this section
 NA No data available

SCN Saddle cloth number
 DNF Did not finish
 DNT Did not track



Mackay QLD Professional

Race 3: LADBROKES COMMUNITIES Maiden Handicap - 1560m



MACKAY TURF CLUB
Ooralea Racecourse

22 August 2024 - 14:04

Track Rating: Good 4, Weather: Fine, Rail Position: +3m Entire

| Section | | | | 200m | | | | Last 600m | |
|-------------|-----|--|---------|------------------|------------------|--------------------------|---------|-----------|------------------------|
| Field Times | | | | 0:12.00 | | | | 0:35.40 | |
| | | | | (0:12.00) | | | | | |
| Rank | TAB | Horse/Jockey | Barrier | Top Speed [km/h] | Fastest Section | Margin | | | Distance Travelled [m] |
| 1 | 6 | MR GREY Warwick Satherley | 3 | 64.0 400m | 0:11.42 400m | 0:11.99 [2] (0:11.99) | 1:35.35 | | 0:35.00 |
| 2 | 1 | RUN FREDDIE RUN Ryan Wiggins | 5 | 65.0 Overall | 0:11.46 1400m | 0:12.48 [1] (0:12.48) | 2.78L | | 0:35.88 +1 |
| 3 | 5 | KEEP ON RUNNING Adrian Layt | 6 | 63.3 600m | 0:11.50 400m | 0:11.86 [4] (0:11.86) | 3.19L | | 0:35.00 +2 |
| 4 | 8 | ARIK LAD Sean Cormack | 1 | 64.5 Overall | 0:11.51 400m | 0:12.04 [3] (0:12.04) | 3.67L | | 0:35.27 +1 |
| 5 | 2 | YA LOVE HER Leah Martyn | 11 | 65.6 1400m | 0:11.72 400m | 0:12.00 [5] (0:12.00) | 4.46L | | 0:35.67 +8 |
| 6 | 11 | QUEENBEEL Chelsea Jokic | 9 | 66.7 Overall | 0:11.58 1400m | 0:12.29 [6] (0:12.29) | 6.38L | | 0:36.09 +3 |
| 7 | 10 | HADMYTIME Zac Sprie | 4 | 64.0 Overall | 0:11.74 600m | 0:12.43 [8] (0:12.43) | 8.61L | | 0:35.99 +6 |
| 8 | 4 | SIRENE Chris Whiteley | 7 | 63.7 600m | 0:11.64 600m | 0:12.56 [7] (0:12.56) | 9.2L | | 0:35.85 +8 |
| 9 | 3 | CHAPELLE Georgina Cartwright | 10 | 62.3 800m | 0:11.64 600m | 0:12.36 [9] (0:12.36) | 9.53L | | 0:35.73 +6 |

Scratched: Full Of Euro (#12), Two Of Us (#7), Bogan Princess (#9)



| | |
|--------------------------------|----------------|
| Horse/Jockey Name | Mr Grey |
| Final Rank | 1 |
| Fastest Section Time (Section) | 0:11.42 (400m) |
| Top Speed [km/h] (Section) | 64.0 (400m) |
| Race State | Finished |



Mackay QLD Professional

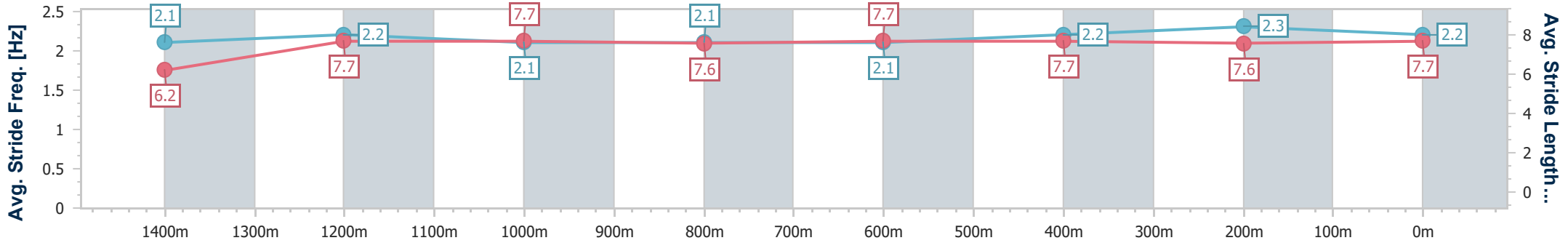
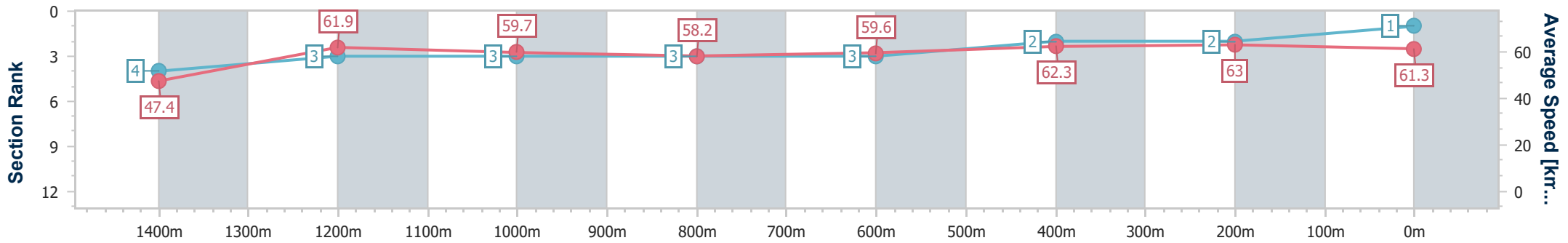
Race 3: LADBROKES COMMUNITIES Maiden Handicap - 1560m

22 August 2024 - 14:04

Track Rating: Good 4, Weather: Fine, Rail Position: +3m Entire



| Section | Overall | 1400m | 1200m | 1000m | 800m | 600m | 400m | 200m |
|------------------------|--------------------------|--------------------------|--------------------------|--------------------------|--------------------------|--------------------------|--------------------------|--------------------------|
| Section Times | 1:35.35 [1] (0:12.17) | 1:23.18 [4] (0:11.65) | 1:11.53 [3] (0:12.06) | 0:59.47 [3] (0:12.41) | 0:47.06 [3] (0:12.06) | 0:35.00 [3] (0:11.59) | 0:23.41 [2] (0:11.42) | 0:11.99 [2] (0:11.99) |
| Average Speed [km/h] | 47.4 | 61.9 | 59.7 | 58.2 | 59.6 | 62.3 | 63.0 | 61.3 |
| Top Speed [km/h] | 63.6 | 62.7 | 60.3 | 60.3 | 61.2 | 62.8 | 64.0 | 64.0 |
| Avg. Dist. to Rail [m] | 2.1 | 0.4 | 0.8 | 0.9 | 0.6 | 0.5 | 2.0 | 3.0 |
| Avg. Stride Freq. [Hz] | 2.1 | 2.2 | 2.1 | 2.1 | 2.1 | 2.2 | 2.3 | 2.2 |
| Avg. Stride Length [m] | 6.2 | 7.7 | 7.7 | 7.6 | 7.7 | 7.7 | 7.6 | 7.7 |



- [] Ranking at each section and finish
- .-.- No data available at this section
- NA No data available



| | |
|--------------------------------|-----------------|
| Horse/Jockey Name | Run Freddie Run |
| Final Rank | 2 |
| Fastest Section Time (Section) | 0:11.46 (1400m) |
| Top Speed [km/h] (Section) | 65.0 (Overall) |
| Race State | Finished |



Mackay QLD Professional

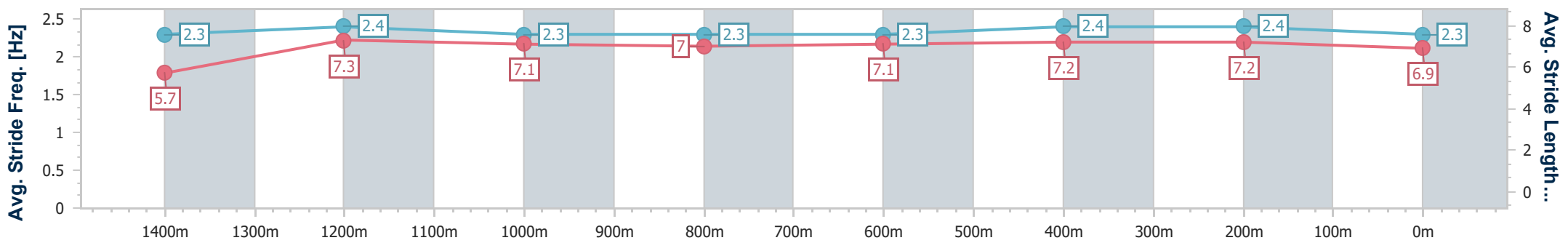
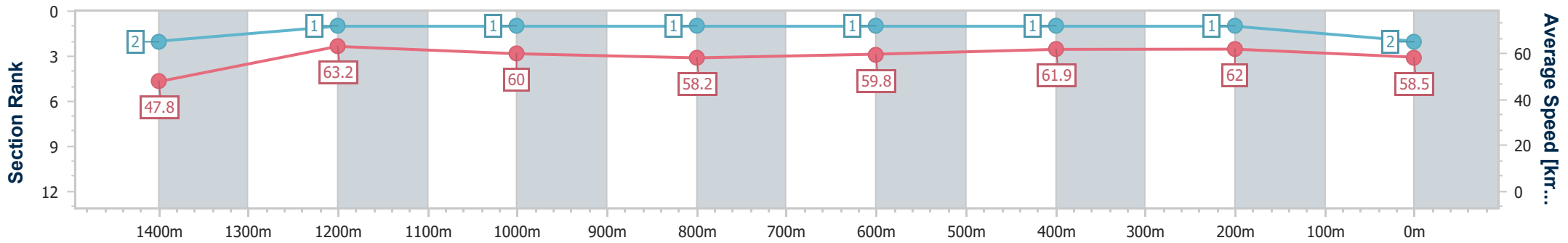
Race 3: LADBROKES COMMUNITIES Maiden Handicap - 1560m

22 August 2024 - 14:04

Track Rating: Good 4, Weather: Fine, Rail Position: +3m Entire



| Section | Overall | 1400m | 1200m | 1000m | 800m | 600m | 400m | 200m |
|------------------------|--------------------------|--------------------------|--------------------------|--------------------------|--------------------------|--------------------------|--------------------------|--------------------------|
| Section Times | 1:35.83 [2] (0:12.06) | 1:23.77 [2] (0:11.46) | 1:12.31 [1] (0:11.97) | 1:00.34 [1] (0:12.38) | 0:47.96 [1] (0:12.08) | 0:35.88 [1] (0:11.75) | 0:24.13 [1] (0:11.65) | 0:12.48 [1] (0:12.48) |
| Average Speed [km/h] | 47.8 | 63.2 | 60.0 | 58.2 | 59.8 | 61.9 | 62.0 | 58.5 |
| Top Speed [km/h] | 65.0 | 64.9 | 60.8 | 59.7 | 61.3 | 62.7 | 63.2 | 61.5 |
| Avg. Dist. to Rail [m] | 3.9 | 1.0 | 0.3 | 0.7 | 0.8 | 0.9 | 1.7 | 1.8 |
| Avg. Stride Freq. [Hz] | 2.3 | 2.4 | 2.3 | 2.3 | 2.3 | 2.4 | 2.4 | 2.3 |
| Avg. Stride Length [m] | 5.7 | 7.3 | 7.1 | 7.0 | 7.1 | 7.2 | 7.2 | 6.9 |



- [] Ranking at each section and finish
- .-.- No data available at this section
- NA No data available



| | |
|--------------------------------|-----------------|
| Horse/Jockey Name | Keep On Running |
| Final Rank | 3 |
| Fastest Section Time (Section) | 0:11.50 (400m) |
| Top Speed [km/h] (Section) | 63.3 (600m) |
| Race State | Finished |



Mackay QLD Professional

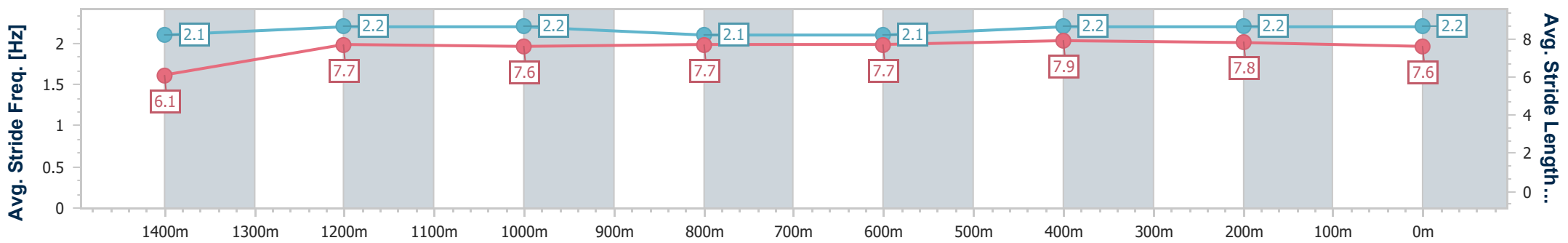
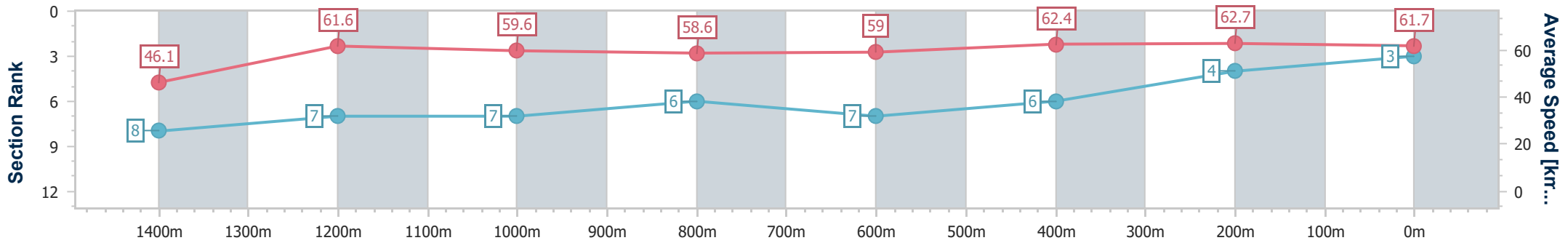
Race 3: LADBROKES COMMUNITIES Maiden Handicap - 1560m

22 August 2024 - 14:04

Track Rating: Good 4, Weather: Fine, Rail Position: +3m Entire



| Section | Overall | 1400m | 1200m | 1000m | 800m | 600m | 400m | 200m |
|------------------------|--------------------------|--------------------------|--------------------------|--------------------------|--------------------------|--------------------------|--------------------------|-------------|
| Section Times | 1:35.90 [3] (0:12.54) | 1:23.36 [8] (0:11.70) | 1:11.66 [7] (0:12.08) | 0:59.58 [7] (0:12.29) | 0:47.29 [6] (0:12.29) | 0:35.00 [7] (0:11.64) | 0:23.36 [6] (0:11.50) | 0:11.86 [4] |
| Average Speed [km/h] | 46.1 | 61.6 | 59.6 | 58.6 | 59.0 | 62.4 | 62.7 | 61.7 |
| Top Speed [km/h] | 62.8 | 62.2 | 61.9 | 60.4 | 62.2 | 63.3 | 63.3 | 62.9 |
| Avg. Dist. to Rail [m] | 3.1 | 0.6 | 0.5 | 0.9 | 1.5 | 1.2 | 2.7 | 4.2 |
| Avg. Stride Freq. [Hz] | 2.1 | 2.2 | 2.2 | 2.1 | 2.1 | 2.2 | 2.2 | 2.2 |
| Avg. Stride Length [m] | 6.1 | 7.7 | 7.6 | 7.7 | 7.7 | 7.9 | 7.8 | 7.6 |



- [] Ranking at each section and finish
- .-.- No data available at this section
- NA No data available



| | |
|--------------------------------|----------------|
| Horse/Jockey Name | Arik Lad |
| Final Rank | 4 |
| Fastest Section Time (Section) | 0:11.51 (400m) |
| Top Speed [km/h] (Section) | 64.5 (Overall) |
| Race State | Finished |



Mackay QLD Professional

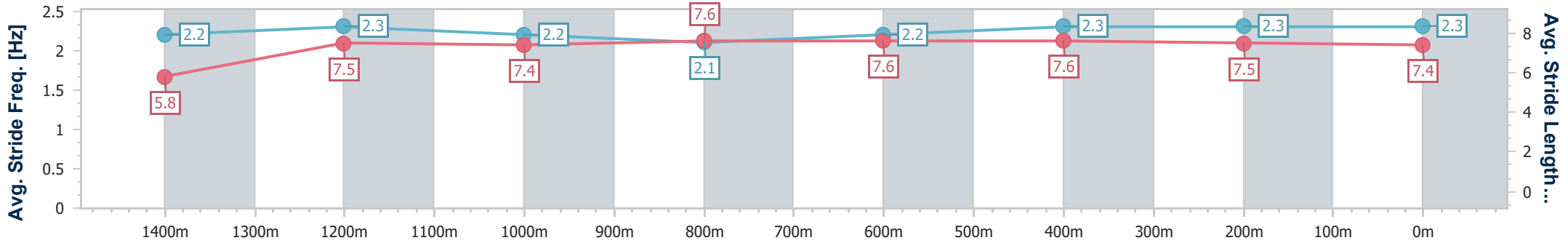
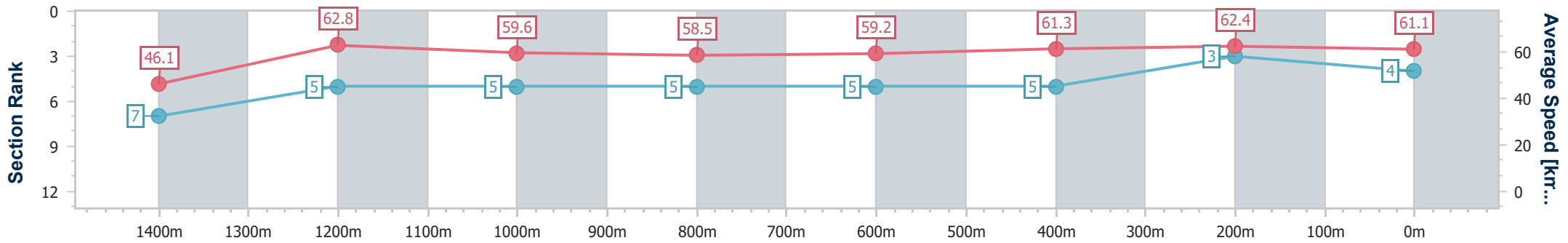
Race 3: LADBROKES COMMUNITIES Maiden Handicap - 1560m

22 August 2024 - 14:04

Track Rating: Good 4, Weather: Fine, Rail Position: +3m Entire



| Section | Overall | 1400m | 1200m | 1000m | 800m | 600m | 400m | 200m |
|------------------------|--------------------------|--------------------------|--------------------------|--------------------------|--------------------------|--------------------------|--------------------------|--------------------------|
| Section Times | 1:35.98 [4] (0:12.49) | 1:23.49 [7] (0:11.55) | 1:11.94 [5] (0:12.12) | 0:59.82 [5] (0:12.36) | 0:47.46 [5] (0:12.19) | 0:35.27 [5] (0:11.72) | 0:23.55 [5] (0:11.51) | 0:12.04 [3] (0:12.04) |
| Average Speed [km/h] | 46.1 | 62.8 | 59.6 | 58.5 | 59.2 | 61.3 | 62.4 | 61.1 |
| Top Speed [km/h] | 64.5 | 64.2 | 61.8 | 59.7 | 60.7 | 62.6 | 64.1 | 61.9 |
| Avg. Dist. to Rail [m] | 1.3 | 1.3 | 1.1 | 1.4 | 0.8 | 0.4 | 1.6 | 3.7 |
| Avg. Stride Freq. [Hz] | 2.2 | 2.3 | 2.2 | 2.1 | 2.2 | 2.3 | 2.3 | 2.3 |
| Avg. Stride Length [m] | 5.8 | 7.5 | 7.4 | 7.6 | 7.6 | 7.6 | 7.5 | 7.4 |



- [] Ranking at each section and finish
- .-.- No data available at this section
- NA No data available



| | |
|--------------------------------|----------------|
| Horse/Jockey Name | Ya Love Her |
| Final Rank | 5 |
| Fastest Section Time (Section) | 0:11.72 (400m) |
| Top Speed [km/h] (Section) | 65.6 (1400m) |
| Race State | Finished |



Mackay QLD Professional

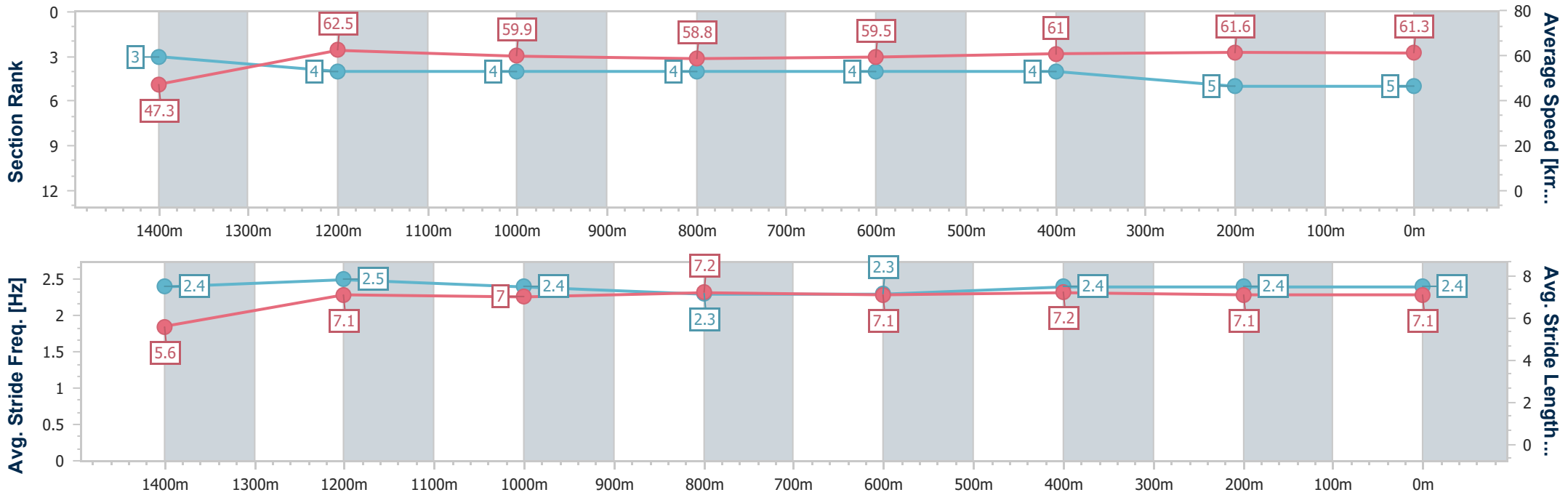
Race 3: LADBROKES COMMUNITIES Maiden Handicap - 1560m

22 August 2024 - 14:04

Track Rating: Good 4, Weather: Fine, Rail Position: +3m Entire



| Section | Overall | 1400m | 1200m | 1000m | 800m | 600m | 400m | 200m |
|------------------------|--------------------------|--------------------------|--------------------------|--------------------------|--------------------------|--------------------------|--------------------------|--------------------------|
| Section Times | 1:36.11 [5] (0:12.14) | 1:23.97 [3] (0:11.73) | 1:12.24 [4] (0:12.05) | 1:00.19 [4] (0:12.39) | 0:47.80 [4] (0:12.13) | 0:35.67 [4] (0:11.95) | 0:23.72 [4] (0:11.72) | 0:12.00 [5] (0:12.00) |
| Average Speed [km/h] | 47.3 | 62.5 | 59.9 | 58.8 | 59.5 | 61.0 | 61.6 | 61.3 |
| Top Speed [km/h] | 65.3 | 65.6 | 60.7 | 60.6 | 60.7 | 61.8 | 62.9 | 63.4 |
| Avg. Dist. to Rail [m] | 8.1 | 3.5 | 2.3 | 2.4 | 1.9 | 1.2 | 4.4 | 7.1 |
| Avg. Stride Freq. [Hz] | 2.4 | 2.5 | 2.4 | 2.3 | 2.3 | 2.4 | 2.4 | 2.4 |
| Avg. Stride Length [m] | 5.6 | 7.1 | 7.0 | 7.2 | 7.1 | 7.2 | 7.1 | 7.1 |



- [] Ranking at each section and finish
- .-.- No data available at this section
- NA No data available



| | |
|--------------------------------|-----------------|
| Horse/Jockey Name | Queenbeel |
| Final Rank | 6 |
| Fastest Section Time (Section) | 0:11.58 (1400m) |
| Top Speed [km/h] (Section) | 66.7 (Overall) |
| Race State | Finished |



Mackay QLD Professional

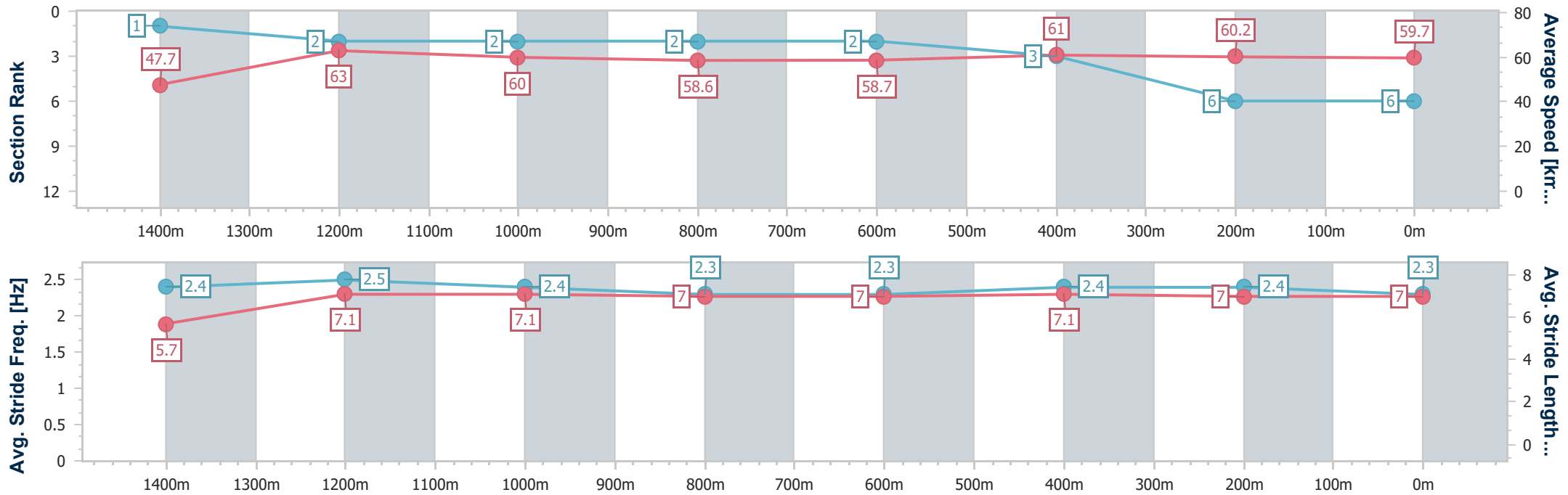
Race 3: LADBROKES COMMUNITIES Maiden Handicap - 1560m

22 August 2024 - 14:04

Track Rating: Good 4, Weather: Fine, Rail Position: +3m Entire



| Section | Overall | 1400m | 1200m | 1000m | 800m | 600m | 400m | 200m |
|------------------------|--------------------------|--------------------------|--------------------------|--------------------------|--------------------------|--------------------------|--------------------------|--------------------------|
| Section Times | 1:36.44 [6] (0:12.06) | 1:24.38 [1] (0:11.58) | 1:12.80 [2] (0:12.05) | 1:00.75 [2] (0:12.38) | 0:48.37 [2] (0:12.28) | 0:36.09 [2] (0:11.83) | 0:24.26 [3] (0:11.97) | 0:12.29 [6] (0:12.29) |
| Average Speed [km/h] | 47.7 | 63.0 | 60.0 | 58.6 | 58.7 | 61.0 | 60.2 | 59.7 |
| Top Speed [km/h] | 66.7 | 66.7 | 60.7 | 59.9 | 60.8 | 62.0 | 61.6 | 61.9 |
| Avg. Dist. to Rail [m] | 6.6 | 2.7 | 2.3 | 1.9 | 1.2 | 0.6 | 2.6 | 4.5 |
| Avg. Stride Freq. [Hz] | 2.4 | 2.5 | 2.4 | 2.3 | 2.3 | 2.4 | 2.4 | 2.3 |
| Avg. Stride Length [m] | 5.7 | 7.1 | 7.1 | 7.0 | 7.0 | 7.1 | 7.0 | 7.0 |



- [] Ranking at each section and finish
- .-.- No data available at this section
- NA No data available



| | |
|--------------------------------|----------------|
| Horse/Jockey Name | Hadmytime |
| Final Rank | 7 |
| Fastest Section Time (Section) | 0:11.74 (600m) |
| Top Speed [km/h] (Section) | 64.0 (Overall) |
| Race State | Finished |



Mackay QLD Professional

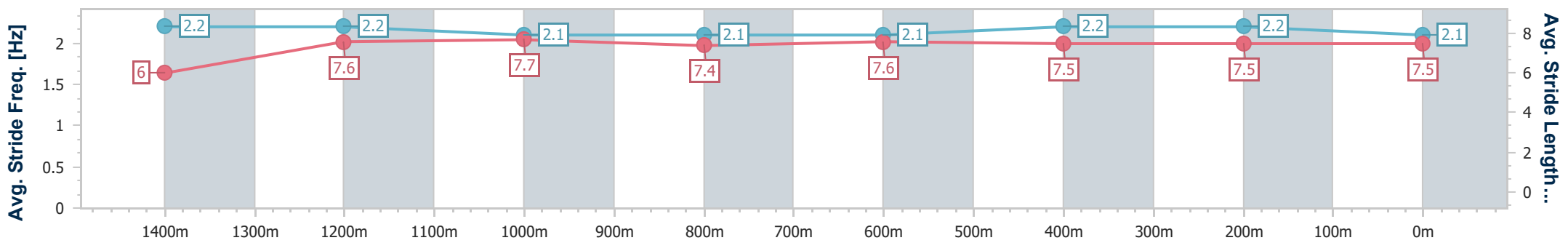
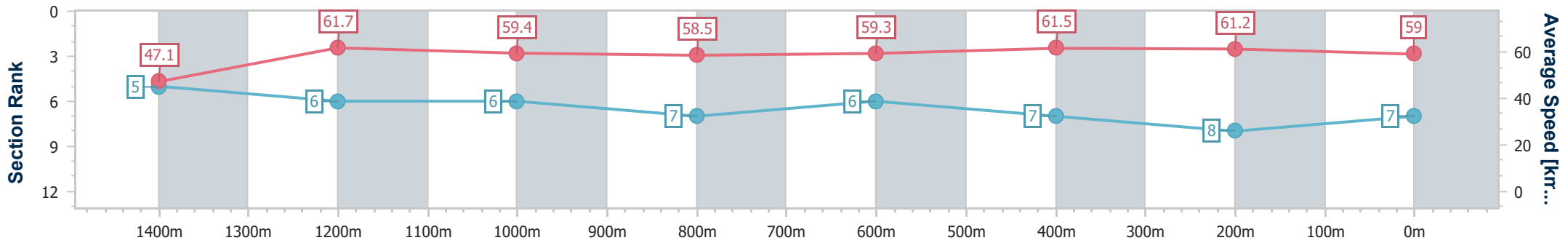
Race 3: LADBROKES COMMUNITIES Maiden Handicap - 1560m

22 August 2024 - 14:04

Track Rating: Good 4, Weather: Fine, Rail Position: +3m Entire



| Section | Overall | 1400m | 1200m | 1000m | 800m | 600m | 400m | 200m |
|------------------------|--------------------------|--------------------------|--------------------------|--------------------------|--------------------------|--------------------------|--------------------------|--------------------------|
| Section Times | 1:36.82 [7] (0:12.23) | 1:24.59 [5] (0:11.85) | 1:12.74 [6] (0:12.22) | 1:00.52 [6] (0:12.36) | 0:48.16 [7] (0:12.17) | 0:35.99 [6] (0:11.74) | 0:24.25 [7] (0:11.82) | 0:12.43 [8] (0:12.43) |
| Average Speed [km/h] | 47.1 | 61.7 | 59.4 | 58.5 | 59.3 | 61.5 | 61.2 | 59.0 |
| Top Speed [km/h] | 64.0 | 62.6 | 61.1 | 59.7 | 60.8 | 62.5 | 61.9 | 60.3 |
| Avg. Dist. to Rail [m] | 3.4 | 3.3 | 2.8 | 2.0 | 1.0 | 1.3 | 5.0 | 5.4 |
| Avg. Stride Freq. [Hz] | 2.2 | 2.2 | 2.1 | 2.1 | 2.1 | 2.2 | 2.2 | 2.1 |
| Avg. Stride Length [m] | 6.0 | 7.6 | 7.7 | 7.4 | 7.6 | 7.5 | 7.5 | 7.5 |



- [] Ranking at each section and finish
- .-.- No data available at this section
- NA No data available



| | |
|--------------------------------|----------------|
| Horse/Jockey Name | Sirene |
| Final Rank | 8 |
| Fastest Section Time (Section) | 0:11.64 (600m) |
| Top Speed [km/h] (Section) | 63.7 (600m) |
| Race State | Finished |



Mackay QLD Professional

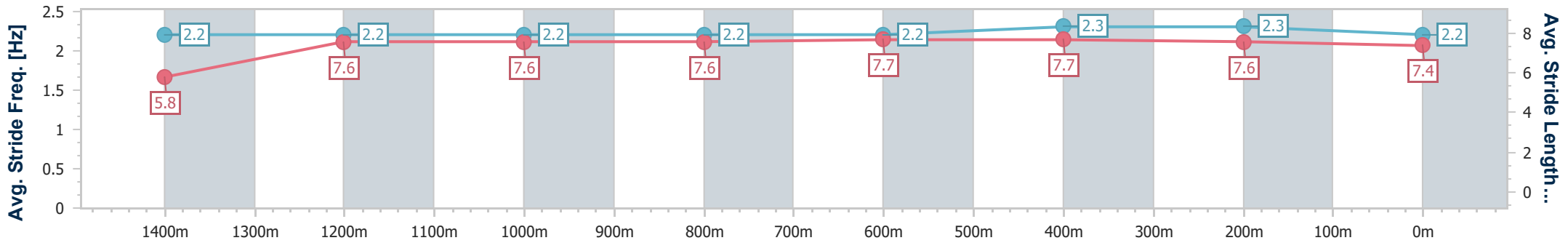
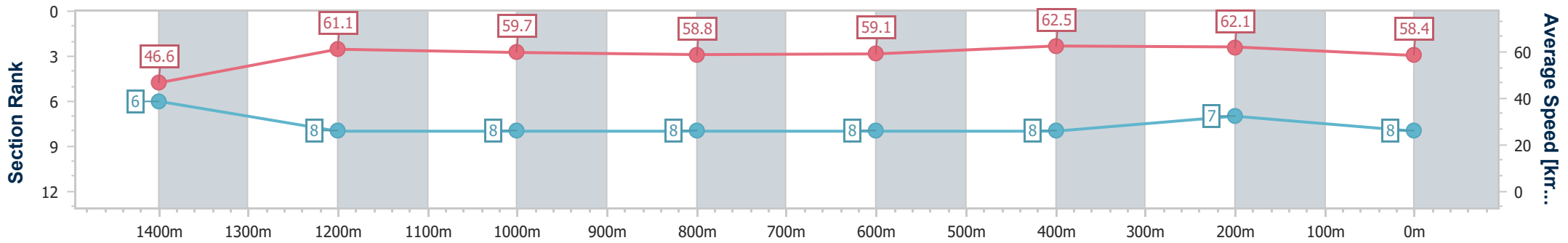
Race 3: LADBROKES COMMUNITIES Maiden Handicap - 1560m

22 August 2024 - 14:04

Track Rating: Good 4, Weather: Fine, Rail Position: +3m Entire



| Section | Overall | 1400m | 1200m | 1000m | 800m | 600m | 400m | 200m |
|------------------------|--------------------------|--------------------------|--------------------------|--------------------------|--------------------------|--------------------------|--------------------------|--------------------------|
| Section Times | 1:36.92 [8] (0:12.41) | 1:24.51 [6] (0:11.89) | 1:12.62 [8] (0:12.14) | 1:00.48 [8] (0:12.37) | 0:48.11 [8] (0:12.26) | 0:35.85 [8] (0:11.64) | 0:24.21 [8] (0:11.65) | 0:12.56 [7] (0:12.56) |
| Average Speed [km/h] | 46.6 | 61.1 | 59.7 | 58.8 | 59.1 | 62.5 | 62.1 | 58.4 |
| Top Speed [km/h] | 61.3 | 62.2 | 61.1 | 59.9 | 61.8 | 63.7 | 62.9 | 61.1 |
| Avg. Dist. to Rail [m] | 4.6 | 2.6 | 2.5 | 2.8 | 2.3 | 1.3 | 4.6 | 5.7 |
| Avg. Stride Freq. [Hz] | 2.2 | 2.2 | 2.2 | 2.2 | 2.2 | 2.3 | 2.3 | 2.2 |
| Avg. Stride Length [m] | 5.8 | 7.6 | 7.6 | 7.6 | 7.7 | 7.7 | 7.6 | 7.4 |



- [] Ranking at each section and finish
- .-.- No data available at this section
- NA No data available



| | |
|--------------------------------|----------------|
| Horse/Jockey Name | Chapelle |
| Final Rank | 9 |
| Fastest Section Time (Section) | 0:11.64 (600m) |
| Top Speed [km/h] (Section) | 62.3 (800m) |
| Race State | Finished |



Mackay QLD Professional

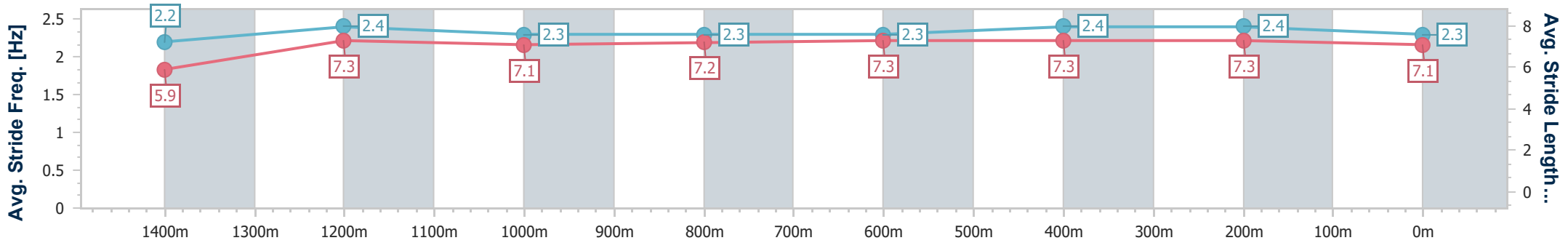
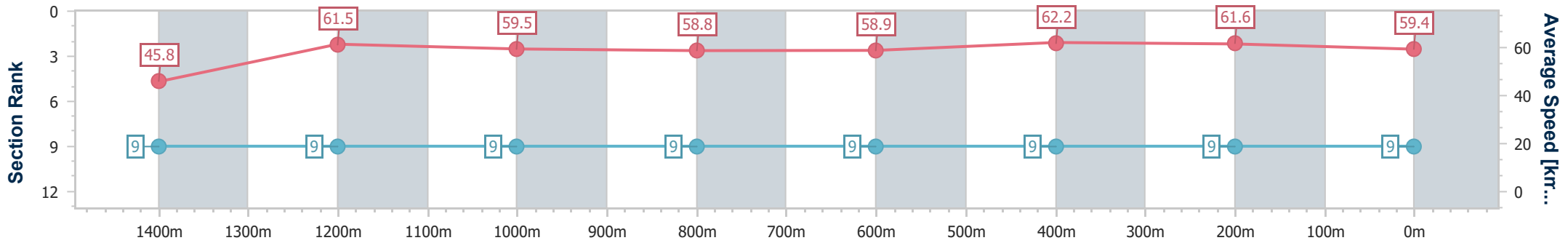
Race 3: LADBROKES COMMUNITIES Maiden Handicap - 1560m

22 August 2024 - 14:04

Track Rating: Good 4, Weather: Fine, Rail Position: +3m Entire



| Section | Overall | 1400m | 1200m | 1000m | 800m | 600m | 400m | 200m |
|------------------------|--------------------------|--------------------------|--------------------------|--------------------------|--------------------------|--------------------------|--------------------------|--------------------------|
| Section Times | 1:36.97 [9] (0:12.59) | 1:24.38 [9] (0:11.93) | 1:12.45 [9] (0:12.17) | 1:00.28 [9] (0:12.33) | 0:47.95 [9] (0:12.22) | 0:35.73 [9] (0:11.64) | 0:24.09 [9] (0:11.73) | 0:12.36 [9] (0:12.36) |
| Average Speed [km/h] | 45.8 | 61.5 | 59.5 | 58.8 | 58.9 | 62.2 | 61.6 | 59.4 |
| Top Speed [km/h] | 62.3 | 62.2 | 61.0 | 59.5 | 62.3 | 62.3 | 61.8 | 61.0 |
| Avg. Dist. to Rail [m] | 6.2 | 3.5 | 2.9 | 2.0 | 1.0 | 0.7 | 2.0 | 3.1 |
| Avg. Stride Freq. [Hz] | 2.2 | 2.4 | 2.3 | 2.3 | 2.3 | 2.4 | 2.4 | 2.3 |
| Avg. Stride Length [m] | 5.9 | 7.3 | 7.1 | 7.2 | 7.3 | 7.3 | 7.3 | 7.1 |



- [] Ranking at each section and finish
- .-.- No data available at this section
- NA No data available



Mackay QLD Professional

Race 4: LADBROKES RACING CLUB Class 3 Plate - 1560m

22 August 2024 - 14:43



MACKAY TURF CLUB
Ooralea Racecourse

Track Rating: Good 4, Weather: Fine, Rail Position: +3m Entire

| Section | | Field Times | | | | | | | | | | | | |
|----------------------|----------------------|---|----------------------|----------------------|----------------------|---------------------------|---------------------------|---------------------------|---------------------------|---------------------------|---------------------------|---------------------------|------------------------|----|
| Overall | 1400m | 1200m | 1000m | 800m | 600m | 400m | Last 600m | | | | | | | |
| 1:34.06 (0:12.04) | 1:22.02 (0:11.13) | 1:10.89 (0:11.51) | 0:59.38 (0:12.02) | 0:47.36 (0:11.74) | 0:35.62 (0:11.58) | 0:24.04 (0:11.67) | 0:35.62 | | | | | | | |
| Rank | TAB | Horse/Jockey | Barrier | Top Speed [km/h] | Fastest Section | | | | | | | | Distance Travelled [m] | |
| 1 | 9 | DECIDUOUS Zac Sprie | 2 | 65.8 1400m | 0:11.13 1400m | 1:34.06 [1] (0:12.04) | 1:22.02 [1] (0:11.13) | 1:10.89 [1] (0:11.51) | 0:59.38 [1] (0:12.02) | 0:47.36 [1] (0:11.74) | 0:35.62 [1] (0:11.58) | 0:24.04 [1] (0:11.67) | 0:35.62 | |
| 2 | 7 | EL OF A SENORITA Ryan Wiggins | 8 | 65.6 1400m | 0:11.38 1400m | 1:34.37 [2] (0:12.25) | 1:22.12 [4] (0:11.38) | 1:10.74 [3] (0:11.50) | 0:59.24 [3] (0:11.93) | 0:47.31 [3] (0:11.67) | 0:35.64 [3] (0:11.85) | 0:23.79 [2] (0:11.60) | 0:35.64 | +6 |
| 3 | 2 | AWESOME SPIRIT Sean Cormack | 10 | 64.8 1400m | 0:11.48 1200m | 1:34.68 [3] (0:12.78) | 1:21.90 [10] (0:11.51) | 1:10.39 [10] (0:11.48) | 0:58.91 [10] (0:11.96) | 0:46.95 [10] (0:11.70) | 0:35.25 [10] (0:11.68) | 0:23.57 [10] (0:11.56) | 0:35.25 | +9 |
| 4 | 11 | DIVINE HUNTER Jackson Murphy | 5 | 64.5 1400m | 0:11.45 1400m | 1:34.82 [4] (0:12.27) | 1:22.55 [5] (0:11.45) | 1:11.10 [5] (0:11.52) | 0:59.58 [5] (0:11.94) | 0:47.64 [5] (0:11.65) | 0:35.99 [5] (0:11.84) | 0:24.15 [3] (0:11.78) | 0:35.99 | +8 |
| 5 | 5 | SIR MAXIMUS Chris Whiteley | 9 | 63.9 1400m | 0:11.50 1200m | 1:34.84 [5] (0:12.51) | 1:22.33 [8] (0:11.53) | 1:10.80 [8] (0:11.50) | 0:59.30 [8] (0:11.96) | 0:47.34 [8] (0:11.73) | 0:35.61 [9] (0:11.71) | 0:23.90 [8] (0:11.67) | 0:35.61 | +9 |
| 6 | 8 | MICROWAVE JENNY Nathan Thomas | 4 | 64.1 1400m | 0:11.39 1400m | 1:35.04 [6] (0:12.36) | 1:22.68 [6] (0:11.39) | 1:11.29 [6] (0:11.52) | 0:59.77 [6] (0:11.99) | 0:47.78 [6] (0:11.68) | 0:36.10 [6] (0:11.83) | 0:24.27 [6] (0:11.84) | 0:36.10 | +5 |
| 7 | 1 | ADMIRAL ASH Georgina Cartwright | 1 | 65.3 1400m | 0:11.40 1400m | 1:35.25 [7] (0:12.74) | 1:22.51 [9] (0:11.40) | 1:11.11 [9] (0:11.43) | 0:59.68 [9] (0:12.05) | 0:47.63 [9] (0:11.61) | 0:36.02 [8] (0:11.81) | 0:24.21 [9] (0:11.83) | 0:36.02 | +4 |
| 8 | 3 | CEASAR Ashley Butler | 6 | 64.0 1400m | 0:11.49 1400m | 1:35.33 [8] (0:12.19) | 1:23.14 [3] (0:11.49) | 1:11.65 [4] (0:11.51) | 1:00.14 [4] (0:11.91) | 0:48.23 [4] (0:11.67) | 0:36.56 [4] (0:11.99) | 0:24.57 [5] (0:11.93) | 0:36.56 | -3 |
| 9 | 4 | KELLERS SHELTER Shae Nielson | 7 | 65.5 1400m | 0:11.33 1200m | 1:35.53 [9] (0:13.23) | 1:22.30 [11] (0:11.49) | 1:10.81 [11] (0:11.33) | 0:59.48 [11] (0:11.84) | 0:47.64 [11] (0:12.00) | 0:35.64 [11] (0:11.58) | 0:24.06 [11] (0:11.61) | 0:35.64 | +4 |
| 10 | 6 | ANDALUS Adrian Layt | 12 | 63.7 Overall | 0:11.51 1400m | 1:35.66 [10] (0:12.41) | 1:23.25 [7] (0:11.51) | 1:11.74 [7] (0:11.53) | 1:00.21 [7] (0:11.90) | 0:48.31 [7] (0:11.66) | 0:36.65 [7] (0:11.82) | 0:24.83 [7] (0:12.06) | 0:36.65 | +9 |

Scratched: Victory Beans (#10)

[] Ranking at each section and finish
 -:-:- No data available at this section
 NA No data available

SCN Saddle cloth number
 DNF Did not finish
 DNT Did not track



Mackay QLD Professional
Race 4: LADBROKES RACING CLUB Class 3 Plate - 1560m
22 August 2024 - 14:43



MACKAY TURF CLUB
 Ooralea Racecourse

Track Rating: Good 4, Weather: Fine, Rail Position: +3m Entire

| Section | | Overall | 1400m | 1200m | 1000m | 800m | 600m | 400m | Last 600m | | | | | |
|-------------|------------------|----------------------|----------------------|----------------------|------------------------|----------------------|----------------------|----------------------|-------------|-------------|-------------|---------|----|--|
| Field Times | | 1:34.06 (0:12.04) | 1:22.02 (0:11.13) | 1:10.89 (0:11.51) | 0:59.38 (0:12.02) | 0:47.36 (0:11.74) | 0:35.62 (0:11.58) | 0:24.04 (0:11.67) | 0:35.62 | | | | | |
| Rank | TAB Horse/Jockey | Barrier | Top Speed [km/h] | Fastest Section | Distance Travelled [m] | | | | | | | | | |
| 11 | 12 JUST FRANK | 11 | 66.4 | 0:11.18 | 1:37.11 [11] | 1:25.07 [2] | 1:13.89 [2] | 1:02.31 [2] | 0:50.29 [2] | 0:38.57 [2] | 0:26.41 [4] | 0:38.57 | +7 | |
| | Chelsea Jokic | | 1400m | 1400m | (0:12.04) | (0:11.18) | (0:11.58) | (0:12.02) | (0:11.72) | (0:12.16) | (0:12.46) | | | |

Scratched: Victory Beans (#10)

[] Ranking at each section and finish
 -:-:- No data available at this section
 NA No data available

SCN Saddle cloth number
 DNF Did not finish
 DNT Did not track



Mackay QLD Professional

Race 4: LADBROKES RACING CLUB Class 3 Plate - 1560m



MACKAY TURF CLUB
Ooralea Racecourse

22 August 2024 - 14:43

Track Rating: Good 4, Weather: Fine, Rail Position: +3m Entire

| Section | | | | 200m | | | | Last 600m | |
|-------------|-----|-------------------------|---------|------------------|-----------------|--------------|---------|-----------|------------------------|
| Field Times | | | | 0:12.37 | | | | 0:35.62 | |
| | | | | (0:12.37) | | | | | |
| Rank | TAB | Horse/Jockey | Barrier | Top Speed [km/h] | Fastest Section | Margin | | | Distance Travelled [m] |
| 1 | 9 | DECIDUOUS | 2 | 65.8 | 0:11.13 | 0:12.37 [1] | 1:34.06 | | 0:35.62 |
| | | Zac Sprie | | 1400m | 1400m | (0:12.37) | | | |
| 2 | 7 | EL OF A SENORITA | 8 | 65.6 | 0:11.38 | 0:12.19 [2] | 1.82L | | 0:35.64 +6 |
| | | Ryan Wiggins | | 1400m | 1400m | (0:12.19) | | | |
| 3 | 2 | AWESOME SPIRIT | 10 | 64.8 | 0:11.48 | 0:12.01 [6] | 3.66L | | 0:35.25 +9 |
| | | Sean Cormack | | 1400m | 1200m | (0:12.01) | | | |
| 4 | 11 | DIVINE HUNTER | 5 | 64.5 | 0:11.45 | 0:12.37 [3] | 4.5L | | 0:35.99 +8 |
| | | Jackson Murphy | | 1400m | 1400m | (0:12.37) | | | |
| 5 | 5 | SIR MAXIMUS | 9 | 63.9 | 0:11.50 | 0:12.23 [5] | 4.58L | | 0:35.61 +9 |
| | | Chris Whiteley | | 1400m | 1200m | (0:12.23) | | | |
| 6 | 8 | MICROWAVE JENNY | 4 | 64.1 | 0:11.39 | 0:12.43 [4] | 5.76L | | 0:36.10 +5 |
| | | Nathan Thomas | | 1400m | 1400m | (0:12.43) | | | |
| 7 | 1 | ADMIRAL ASH | 1 | 65.3 | 0:11.40 | 0:12.38 [8] | 6.99L | | 0:36.02 +4 |
| | | Georgina Cartwright | | 1400m | 1400m | (0:12.38) | | | |
| 8 | 3 | CEASAR | 6 | 64.0 | 0:11.49 | 0:12.64 [7] | 7.47L | | 0:36.56 -3 |
| | | Ashley Butler | | 1400m | 1400m | (0:12.64) | | | |
| 9 | 4 | KELLERS SHELTER | 7 | 65.5 | 0:11.33 | 0:12.45 [10] | 8.63L | | 0:35.64 +4 |
| | | Shae Nielson | | 1400m | 1200m | (0:12.45) | | | |
| 10 | 6 | ANDALUS | 12 | 63.7 | 0:11.51 | 0:12.77 [9] | 9.4L | | 0:36.65 +9 |
| | | Adrian Layt | | Overall | 1400m | (0:12.77) | | | |

Scratched: Victory Beans (#10)

Report Created: Thu 22 August 2024 14:58 GMT+1 (Note: Timing is based on position data)

Page 3/15

[] Ranking at each section and finish
 -:-:- No data available at this section
 NA No data available

SCN Saddle cloth number
 DNF Did not finish
 DNT Did not track

data processed by  TRIPLESDATA



Mackay QLD Professional
Race 4: LADBROKES RACING CLUB Class 3 Plate - 1560m
22 August 2024 - 14:43



MACKAY TURF CLUB
 Ooralea Racecourse

Track Rating: Good 4, Weather: Fine, Rail Position: +3m Entire

| Section | | | | 200m | | | | Last 600m | |
|-------------|-----|-------------------|---------|------------------|-----------------|--------------|--------|------------------------|----|
| Field Times | | | | 0:12.37 | | (0:12.37) | | 0:35.62 | |
| Rank | TAB | Horse/Jockey | Barrier | Top Speed [km/h] | Fastest Section | Margin | | Distance Travelled [m] | |
| 11 | 12 | JUST FRANK | 11 | 66.4 | 0:11.18 | 0:13.95 [11] | 17.98L | 0:38.57 | +7 |
| | | Chelsea Jokic | | 1400m | 1400m | (0:13.95) | | | |

Scratched: Victory Beans (#10)

[] Ranking at each section and finish
 -:-:- No data available at this section
 NA No data available

SCN Saddle cloth number
 DNF Did not finish
 DNT Did not track



| | |
|--------------------------------|-----------------|
| Horse/Jockey Name | Deciduous |
| Final Rank | 1 |
| Fastest Section Time (Section) | 0:11.13 (1400m) |
| Top Speed [km/h] (Section) | 65.8 (1400m) |
| Race State | Finished |



Mackay QLD Professional

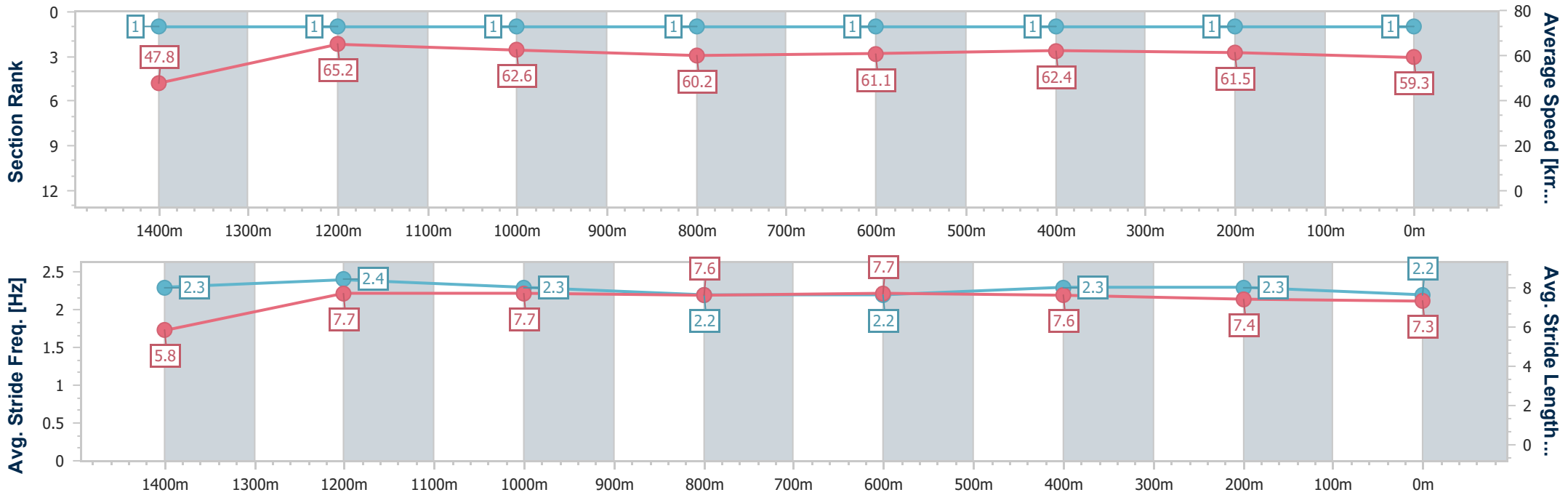
Race 4: LADBROKES RACING CLUB Class 3 Plate - 1560m

22 August 2024 - 14:43

Track Rating: Good 4, Weather: Fine, Rail Position: +3m Entire



| Section | Overall | 1400m | 1200m | 1000m | 800m | 600m | 400m | 200m |
|------------------------|--------------------------|--------------------------|--------------------------|--------------------------|--------------------------|--------------------------|--------------------------|--------------------------|
| Section Times | 1:34.06 [1] (0:12.04) | 1:22.02 [1] (0:11.13) | 1:10.89 [1] (0:11.51) | 0:59.38 [1] (0:12.02) | 0:47.36 [1] (0:11.74) | 0:35.62 [1] (0:11.58) | 0:24.04 [1] (0:11.67) | 0:12.37 [1] (0:12.37) |
| Average Speed [km/h] | 47.8 | 65.2 | 62.6 | 60.2 | 61.1 | 62.4 | 61.5 | 59.3 |
| Top Speed [km/h] | 64.5 | 65.8 | 64.8 | 60.6 | 62.1 | 63.3 | 62.2 | 60.7 |
| Avg. Dist. to Rail [m] | 1.8 | 1.2 | 0.8 | 0.5 | 0.4 | 0.2 | 1.3 | 2.7 |
| Avg. Stride Freq. [Hz] | 2.3 | 2.4 | 2.3 | 2.2 | 2.2 | 2.3 | 2.3 | 2.2 |
| Avg. Stride Length [m] | 5.8 | 7.7 | 7.7 | 7.6 | 7.7 | 7.6 | 7.4 | 7.3 |



- [] Ranking at each section and finish
- .-.- No data available at this section
- NA No data available



| | |
|--------------------------------|-------------------|
| Horse/Jockey Name | EI Of A Seniorita |
| Final Rank | 2 |
| Fastest Section Time (Section) | 0:11.38 (1400m) |
| Top Speed [km/h] (Section) | 65.6 (1400m) |
| Race State | Finished |



Mackay QLD Professional

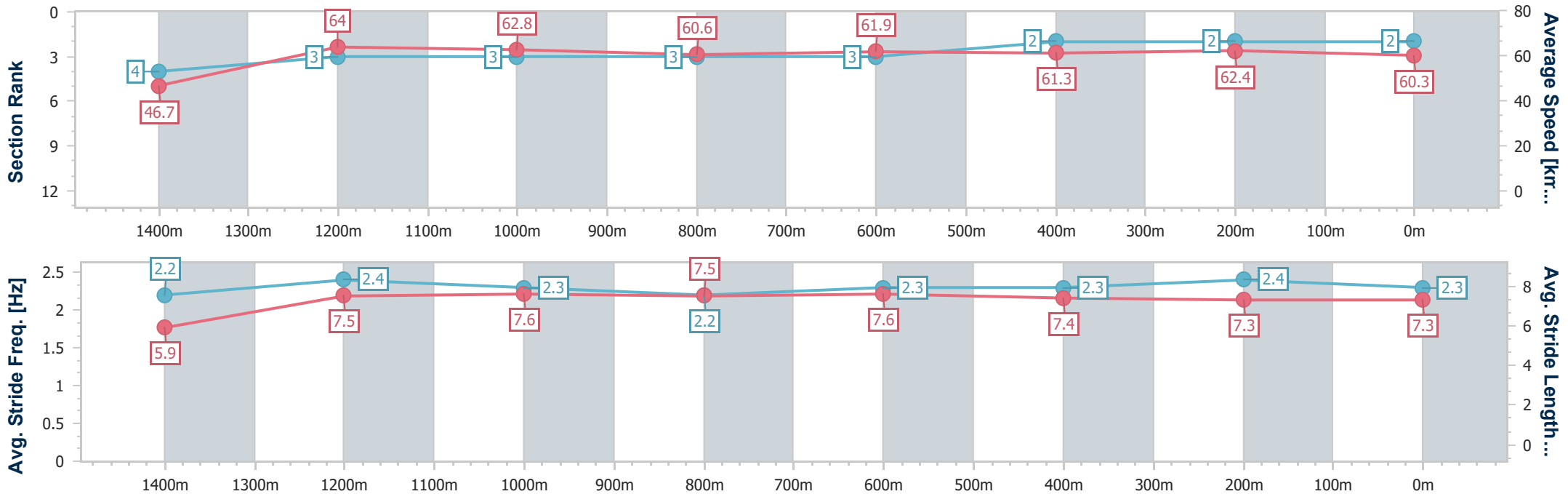
Race 4: LADBROKES RACING CLUB Class 3 Plate - 1560m

22 August 2024 - 14:43

Track Rating: Good 4, Weather: Fine, Rail Position: +3m Entire



| Section | Overall | 1400m | 1200m | 1000m | 800m | 600m | 400m | 200m |
|------------------------|--------------------------|--------------------------|--------------------------|--------------------------|--------------------------|--------------------------|--------------------------|--------------------------|
| Section Times | 1:34.37 [2] (0:12.25) | 1:22.12 [4] (0:11.38) | 1:10.74 [3] (0:11.50) | 0:59.24 [3] (0:11.93) | 0:47.31 [3] (0:11.67) | 0:35.64 [3] (0:11.85) | 0:23.79 [2] (0:11.60) | 0:12.19 [2] (0:12.19) |
| Average Speed [km/h] | 46.7 | 64.0 | 62.8 | 60.6 | 61.9 | 61.3 | 62.4 | 60.3 |
| Top Speed [km/h] | 62.9 | 65.6 | 63.5 | 61.8 | 64.0 | 62.6 | 64.5 | 61.9 |
| Avg. Dist. to Rail [m] | 4.5 | 2.3 | 1.9 | 1.2 | 1.3 | 1.4 | 2.9 | 3.1 |
| Avg. Stride Freq. [Hz] | 2.2 | 2.4 | 2.3 | 2.2 | 2.3 | 2.3 | 2.4 | 2.3 |
| Avg. Stride Length [m] | 5.9 | 7.5 | 7.6 | 7.5 | 7.6 | 7.4 | 7.3 | 7.3 |



- [] Ranking at each section and finish
- .-.- No data available at this section
- NA No data available



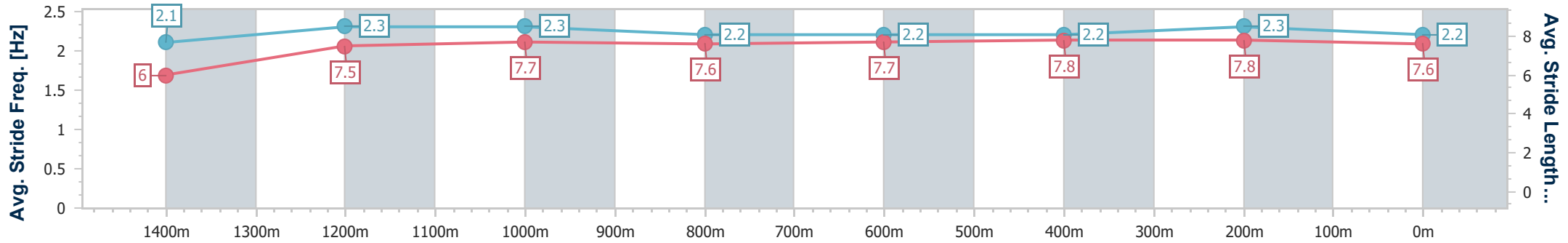
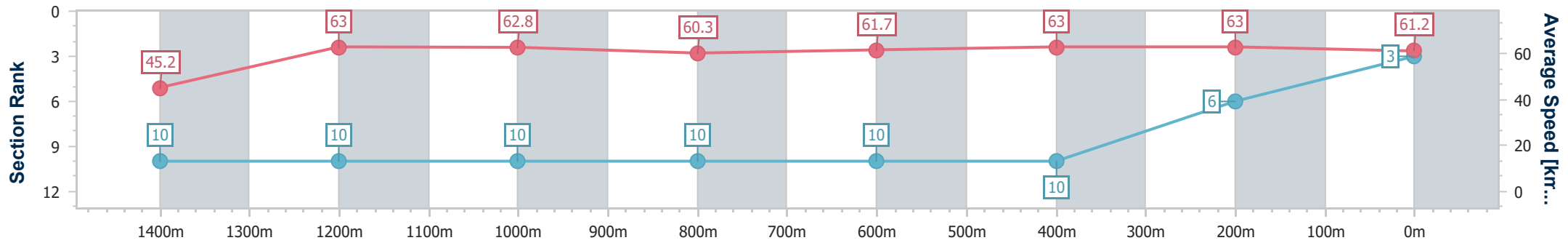
| | |
|--------------------------------|-----------------|
| Horse/Jockey Name | Awesome Spirit |
| Final Rank | 3 |
| Fastest Section Time (Section) | 0:11.48 (1200m) |
| Top Speed [km/h] (Section) | 64.8 (1400m) |
| Race State | Finished |



Mackay QLD Professional
 Race 4: LADBROKES RACING CLUB Class 3 Plate - 1560m
 22 August 2024 - 14:43
 Track Rating: Good 4, Weather: Fine, Rail Position: +3m Entire



| Section | Overall | 1400m | 1200m | 1000m | 800m | 600m | 400m | 200m |
|------------------------|--------------------------|---------------------------|---------------------------|---------------------------|---------------------------|---------------------------|---------------------------|--------------------------|
| Section Times | 1:34.68 [3] (0:12.78) | 1:21.90 [10] (0:11.51) | 1:10.39 [10] (0:11.48) | 0:58.91 [10] (0:11.96) | 0:46.95 [10] (0:11.70) | 0:35.25 [10] (0:11.68) | 0:23.57 [10] (0:11.56) | 0:12.01 [6] (0:12.01) |
| Average Speed [km/h] | 45.2 | 63.0 | 62.8 | 60.3 | 61.7 | 63.0 | 63.0 | 61.2 |
| Top Speed [km/h] | 61.3 | 64.8 | 63.4 | 62.2 | 64.7 | 64.8 | 63.6 | 62.8 |
| Avg. Dist. to Rail [m] | 5.5 | 1.6 | 1.0 | 0.8 | 1.2 | 3.2 | 6.8 | 8.1 |
| Avg. Stride Freq. [Hz] | 2.1 | 2.3 | 2.3 | 2.2 | 2.2 | 2.2 | 2.3 | 2.2 |
| Avg. Stride Length [m] | 6.0 | 7.5 | 7.7 | 7.6 | 7.7 | 7.8 | 7.8 | 7.6 |



- [] Ranking at each section and finish
- .-.- No data available at this section
- NA No data available



| | |
|--------------------------------|-----------------|
| Horse/Jockey Name | Divine Hunter |
| Final Rank | 4 |
| Fastest Section Time (Section) | 0:11.45 (1400m) |
| Top Speed [km/h] (Section) | 64.5 (1400m) |
| Race State | Finished |



Mackay QLD Professional

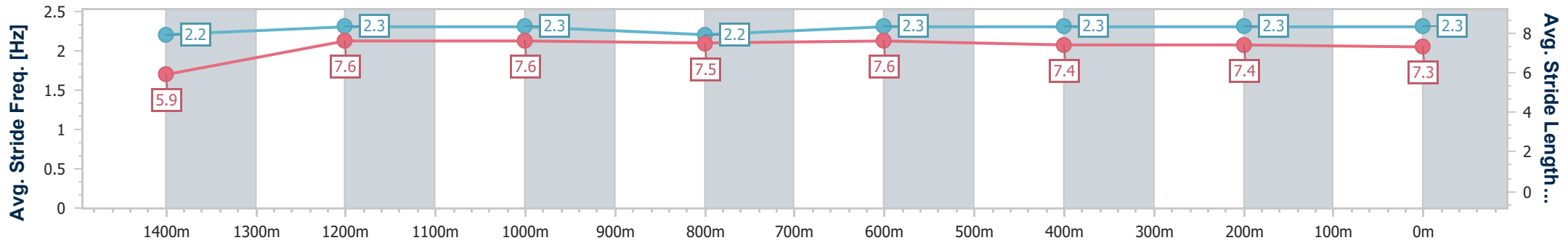
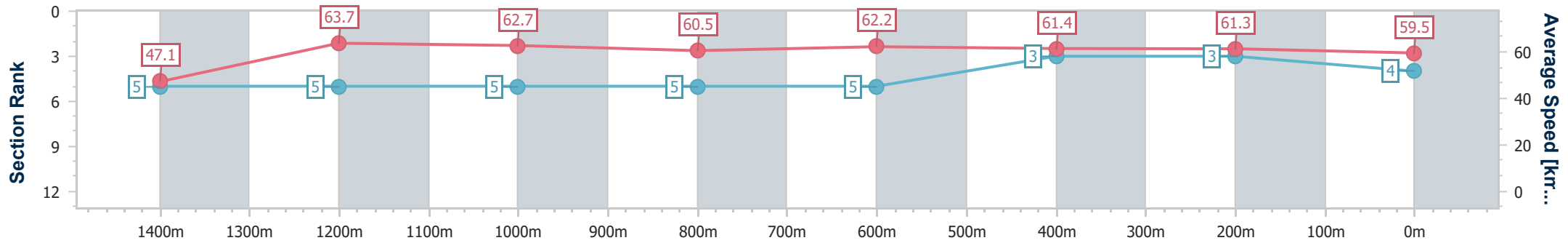
Race 4: LADBROKES RACING CLUB Class 3 Plate - 1560m

22 August 2024 - 14:43

Track Rating: Good 4, Weather: Fine, Rail Position: +3m Entire



| Section | Overall | 1400m | 1200m | 1000m | 800m | 600m | 400m | 200m |
|------------------------|--------------------------|--------------------------|--------------------------|--------------------------|--------------------------|--------------------------|--------------------------|--------------------------|
| Section Times | 1:34.82 [4] (0:12.27) | 1:22.55 [5] (0:11.45) | 1:11.10 [5] (0:11.52) | 0:59.58 [5] (0:11.94) | 0:47.64 [5] (0:11.65) | 0:35.99 [5] (0:11.84) | 0:24.15 [3] (0:11.78) | 0:12.37 [3] (0:12.37) |
| Average Speed [km/h] | 47.1 | 63.7 | 62.7 | 60.5 | 62.2 | 61.4 | 61.3 | 59.5 |
| Top Speed [km/h] | 64.4 | 64.5 | 64.0 | 62.3 | 63.4 | 62.3 | 62.8 | 61.1 |
| Avg. Dist. to Rail [m] | 2.8 | 2.4 | 2.5 | 1.7 | 1.5 | 1.3 | 3.4 | 4.1 |
| Avg. Stride Freq. [Hz] | 2.2 | 2.3 | 2.3 | 2.2 | 2.3 | 2.3 | 2.3 | 2.3 |
| Avg. Stride Length [m] | 5.9 | 7.6 | 7.6 | 7.5 | 7.6 | 7.4 | 7.4 | 7.3 |



- [] Ranking at each section and finish
- .-.- No data available at this section
- NA No data available



| | |
|--------------------------------|-----------------|
| Horse/Jockey Name | Sir Maximus |
| Final Rank | 5 |
| Fastest Section Time (Section) | 0:11.50 (1200m) |
| Top Speed [km/h] (Section) | 63.9 (1400m) |
| Race State | Finished |



Mackay QLD Professional

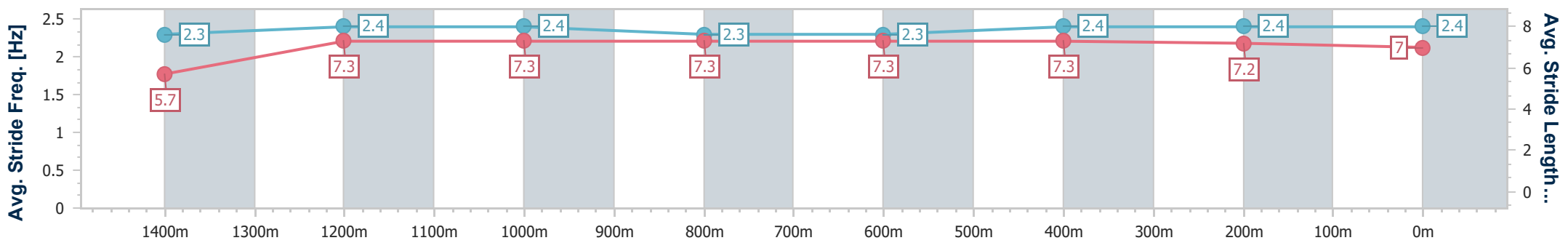
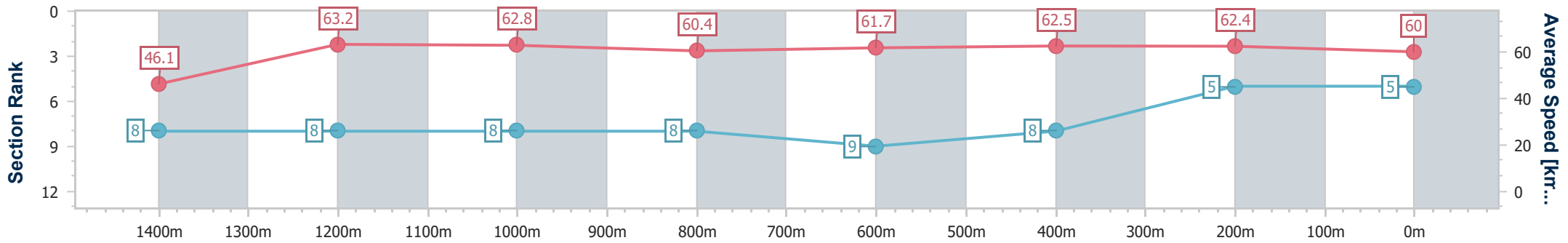
Race 4: LADBROKES RACING CLUB Class 3 Plate - 1560m

22 August 2024 - 14:43

Track Rating: Good 4, Weather: Fine, Rail Position: +3m Entire



| Section | Overall | 1400m | 1200m | 1000m | 800m | 600m | 400m | 200m | | | | | | |
|------------------------|--------------------------|--------------------------|--------------------------|--------------------------|--------------------------|--------------------------|--------------------------|--------------------------|--|--|--|--|--|--|
| Section Times | 1:34.84 [5] (0:12.51) | 1:22.33 [8] (0:11.53) | 1:10.80 [8] (0:11.50) | 0:59.30 [8] (0:11.96) | 0:47.34 [8] (0:11.73) | 0:35.61 [9] (0:11.71) | 0:23.90 [8] (0:11.67) | 0:12.23 [5] (0:12.23) | | | | | | |
| Average Speed [km/h] | 46.1 | 63.2 | 62.8 | 60.4 | 61.7 | 62.5 | 62.4 | 60.0 | | | | | | |
| Top Speed [km/h] | 61.9 | 63.9 | 63.3 | 62.2 | 63.4 | 63.8 | 63.0 | 62.3 | | | | | | |
| Avg. Dist. to Rail [m] | 5.0 | 2.2 | 1.8 | 1.4 | 1.2 | 2.5 | 5.8 | 6.2 | | | | | | |
| Avg. Stride Freq. [Hz] | 2.3 | 2.4 | 2.4 | 2.3 | 2.3 | 2.4 | 2.4 | 2.4 | | | | | | |
| Avg. Stride Length [m] | 5.7 | 7.3 | 7.3 | 7.3 | 7.3 | 7.3 | 7.2 | 7.0 | | | | | | |



- [] Ranking at each section and finish
- .-.- No data available at this section
- NA No data available



| | |
|--------------------------------|-----------------|
| Horse/Jockey Name | Microwave Jenny |
| Final Rank | 6 |
| Fastest Section Time (Section) | 0:11.39 (1400m) |
| Top Speed [km/h] (Section) | 64.1 (1400m) |
| Race State | Finished |



Mackay QLD Professional

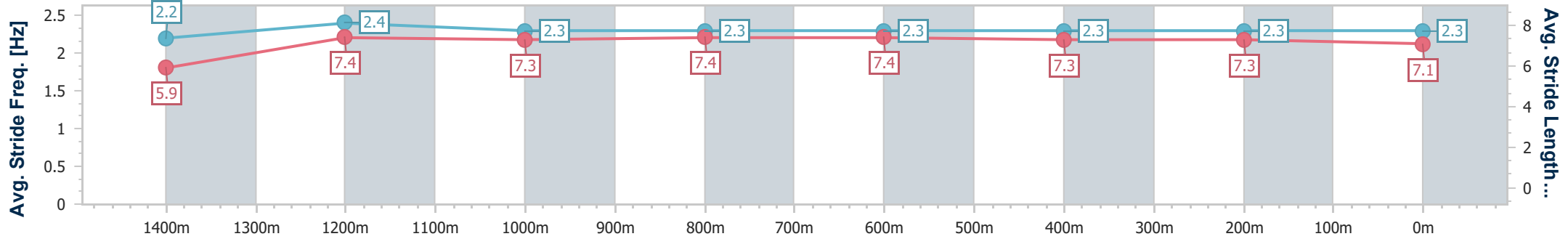
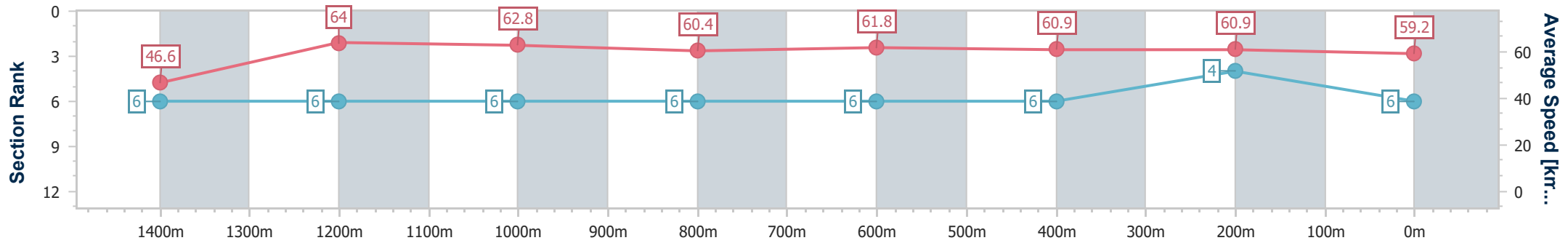
Race 4: LADBROKES RACING CLUB Class 3 Plate - 1560m

22 August 2024 - 14:43

Track Rating: Good 4, Weather: Fine, Rail Position: +3m Entire



| Section | Overall | 1400m | 1200m | 1000m | 800m | 600m | 400m | 200m |
|------------------------|--------------------------|--------------------------|--------------------------|--------------------------|--------------------------|--------------------------|--------------------------|--------------------------|
| Section Times | 1:35.04 [6] (0:12.36) | 1:22.68 [6] (0:11.39) | 1:11.29 [6] (0:11.52) | 0:59.77 [6] (0:11.99) | 0:47.78 [6] (0:11.68) | 0:36.10 [6] (0:11.83) | 0:24.27 [6] (0:11.84) | 0:12.43 [4] (0:12.43) |
| Average Speed [km/h] | 46.6 | 64.0 | 62.8 | 60.4 | 61.8 | 60.9 | 60.9 | 59.2 |
| Top Speed [km/h] | 63.9 | 64.1 | 63.6 | 62.1 | 62.8 | 62.6 | 61.3 | 60.3 |
| Avg. Dist. to Rail [m] | 2.1 | 1.9 | 2.8 | 2.0 | 1.0 | 0.4 | 1.4 | 2.4 |
| Avg. Stride Freq. [Hz] | 2.2 | 2.4 | 2.3 | 2.3 | 2.3 | 2.3 | 2.3 | 2.3 |
| Avg. Stride Length [m] | 5.9 | 7.4 | 7.3 | 7.4 | 7.4 | 7.3 | 7.3 | 7.1 |



- [] Ranking at each section and finish
- .-.- No data available at this section
- NA No data available



| | |
|--------------------------------|-----------------|
| Horse/Jockey Name | Admiral Ash |
| Final Rank | 7 |
| Fastest Section Time (Section) | 0:11.40 (1400m) |
| Top Speed [km/h] (Section) | 65.3 (1400m) |
| Race State | Finished |



Mackay QLD Professional

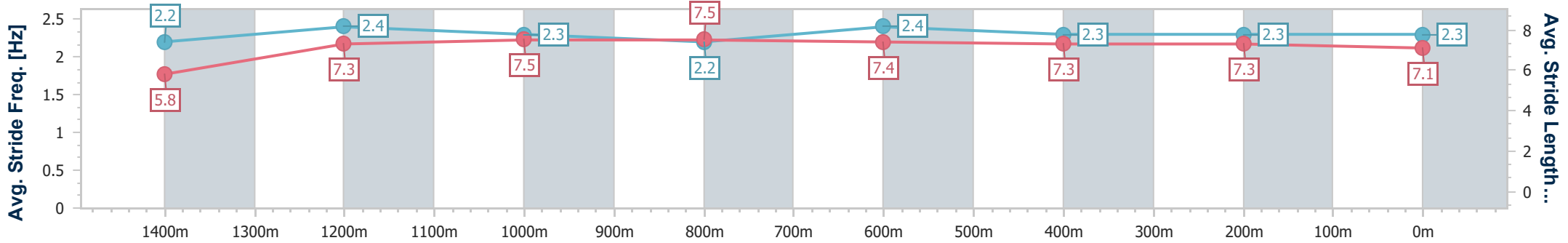
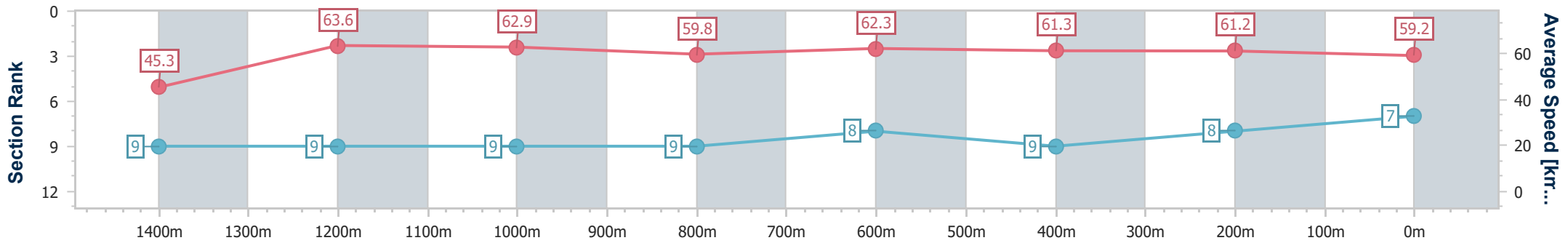
Race 4: LADBROKES RACING CLUB Class 3 Plate - 1560m

22 August 2024 - 14:43

Track Rating: Good 4, Weather: Fine, Rail Position: +3m Entire



| Section | Overall | 1400m | 1200m | 1000m | 800m | 600m | 400m | 200m |
|------------------------|--------------------------|--------------------------|--------------------------|--------------------------|--------------------------|--------------------------|--------------------------|--------------------------|
| Section Times | 1:35.25 [7] (0:12.74) | 1:22.51 [9] (0:11.40) | 1:11.11 [9] (0:11.43) | 0:59.68 [9] (0:12.05) | 0:47.63 [9] (0:11.61) | 0:36.02 [8] (0:11.81) | 0:24.21 [9] (0:11.83) | 0:12.38 [8] (0:12.38) |
| Average Speed [km/h] | 45.3 | 63.6 | 62.9 | 59.8 | 62.3 | 61.3 | 61.2 | 59.2 |
| Top Speed [km/h] | 62.8 | 65.3 | 64.3 | 62.2 | 64.4 | 62.7 | 62.7 | 60.1 |
| Avg. Dist. to Rail [m] | 1.4 | 1.3 | 1.0 | 0.6 | 0.6 | 1.1 | 1.4 | 1.5 |
| Avg. Stride Freq. [Hz] | 2.2 | 2.4 | 2.3 | 2.2 | 2.4 | 2.3 | 2.3 | 2.3 |
| Avg. Stride Length [m] | 5.8 | 7.3 | 7.5 | 7.5 | 7.4 | 7.3 | 7.3 | 7.1 |



- [] Ranking at each section and finish
- .-.- No data available at this section
- NA No data available



| | |
|--------------------------------|-----------------|
| Horse/Jockey Name | Cesar |
| Final Rank | 8 |
| Fastest Section Time (Section) | 0:11.49 (1400m) |
| Top Speed [km/h] (Section) | 64.0 (1400m) |
| Race State | Finished |



Mackay QLD Professional

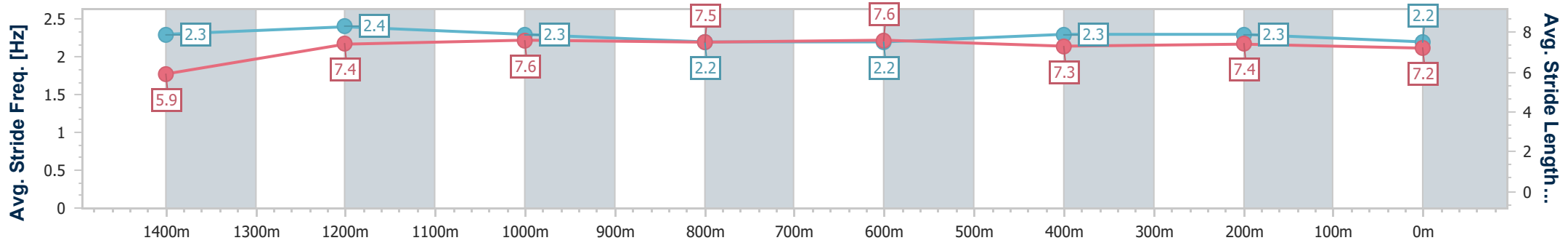
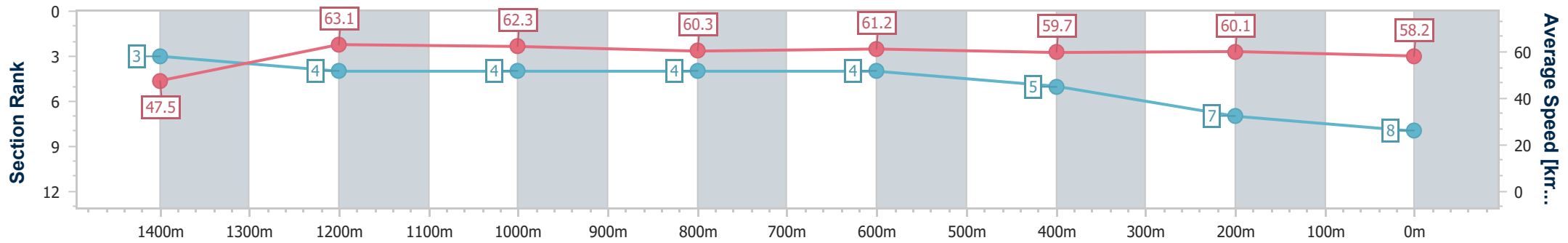
Race 4: LADBROKES RACING CLUB Class 3 Plate - 1560m

22 August 2024 - 14:43

Track Rating: Good 4, Weather: Fine, Rail Position: +3m Entire



| Section | Overall | 1400m | 1200m | 1000m | 800m | 600m | 400m | 200m |
|------------------------|--------------------------|--------------------------|--------------------------|--------------------------|--------------------------|--------------------------|--------------------------|--------------------------|
| Section Times | 1:35.33 [8] (0:12.19) | 1:23.14 [3] (0:11.49) | 1:11.65 [4] (0:11.51) | 1:00.14 [4] (0:11.91) | 0:48.23 [4] (0:11.67) | 0:36.56 [4] (0:11.99) | 0:24.57 [5] (0:11.93) | 0:12.64 [7] (0:12.64) |
| Average Speed [km/h] | 47.5 | 63.1 | 62.3 | 60.3 | 61.2 | 59.7 | 60.1 | 58.2 |
| Top Speed [km/h] | 63.5 | 64.0 | 63.1 | 61.6 | 62.6 | 60.4 | 61.0 | 60.2 |
| Avg. Dist. to Rail [m] | 4.2 | 1.4 | 1.0 | 1.2 | 1.0 | 1.1 | 1.3 | 2.9 |
| Avg. Stride Freq. [Hz] | 2.3 | 2.4 | 2.3 | 2.2 | 2.2 | 2.3 | 2.3 | 2.2 |
| Avg. Stride Length [m] | 5.9 | 7.4 | 7.6 | 7.5 | 7.6 | 7.3 | 7.4 | 7.2 |



- [] Ranking at each section and finish
- .-.- No data available at this section
- NA No data available



| | |
|--------------------------------|-----------------|
| Horse/Jockey Name | Kellers Shelter |
| Final Rank | 9 |
| Fastest Section Time (Section) | 0:11.33 (1200m) |
| Top Speed [km/h] (Section) | 65.5 (1400m) |
| Race State | Finished |



Mackay QLD Professional

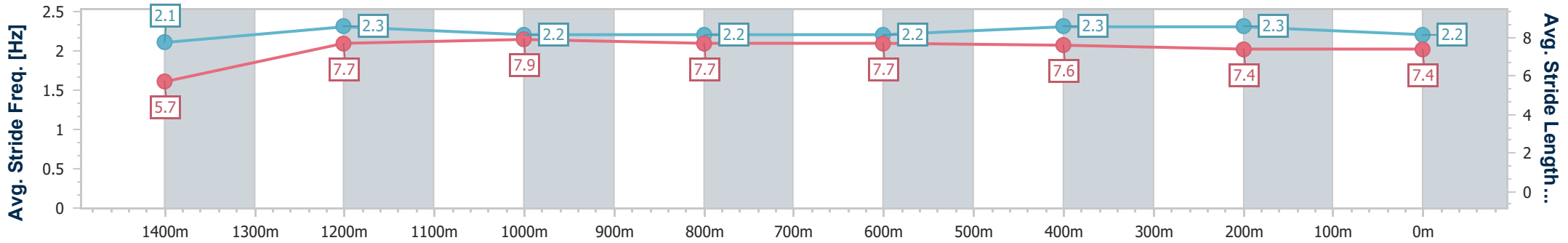
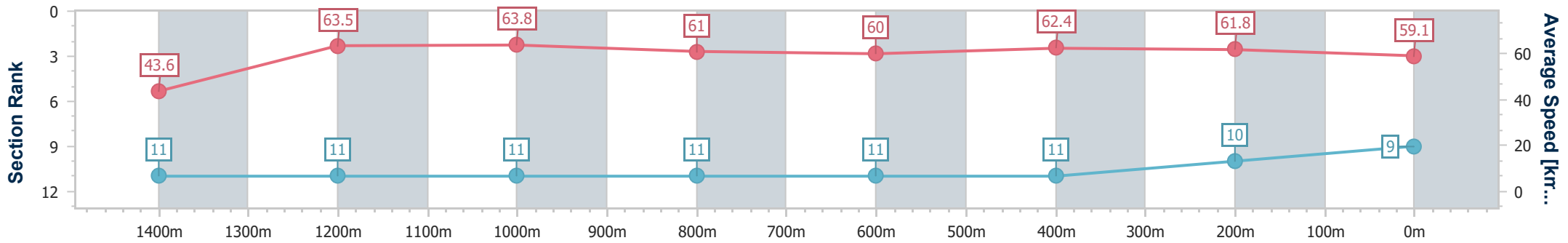
Race 4: LADBROKES RACING CLUB Class 3 Plate - 1560m

22 August 2024 - 14:43

Track Rating: Good 4, Weather: Fine, Rail Position: +3m Entire



| Section | Overall | 1400m | 1200m | 1000m | 800m | 600m | 400m | 200m |
|------------------------|--------------------------|---------------------------|---------------------------|---------------------------|---------------------------|---------------------------|---------------------------|---------------------------|
| Section Times | 1:35.53 [9] (0:13.23) | 1:22.30 [11] (0:11.49) | 1:10.81 [11] (0:11.33) | 0:59.48 [11] (0:11.84) | 0:47.64 [11] (0:12.00) | 0:35.64 [11] (0:11.58) | 0:24.06 [11] (0:11.61) | 0:12.45 [10] (0:12.45) |
| Average Speed [km/h] | 43.6 | 63.5 | 63.8 | 61.0 | 60.0 | 62.4 | 61.8 | 59.1 |
| Top Speed [km/h] | 61.4 | 65.5 | 65.3 | 62.1 | 62.1 | 62.7 | 62.6 | 61.9 |
| Avg. Dist. to Rail [m] | 3.8 | 2.3 | 1.8 | 1.9 | 1.3 | 0.5 | 0.5 | 0.9 |
| Avg. Stride Freq. [Hz] | 2.1 | 2.3 | 2.2 | 2.2 | 2.2 | 2.3 | 2.3 | 2.2 |
| Avg. Stride Length [m] | 5.7 | 7.7 | 7.9 | 7.7 | 7.7 | 7.6 | 7.4 | 7.4 |



- [] Ranking at each section and finish
- .-.- No data available at this section
- NA No data available



| | |
|--------------------------------|-----------------|
| Horse/Jockey Name | Andalus |
| Final Rank | 10 |
| Fastest Section Time (Section) | 0:11.51 (1400m) |
| Top Speed [km/h] (Section) | 63.7 (Overall) |
| Race State | Finished |



Mackay QLD Professional

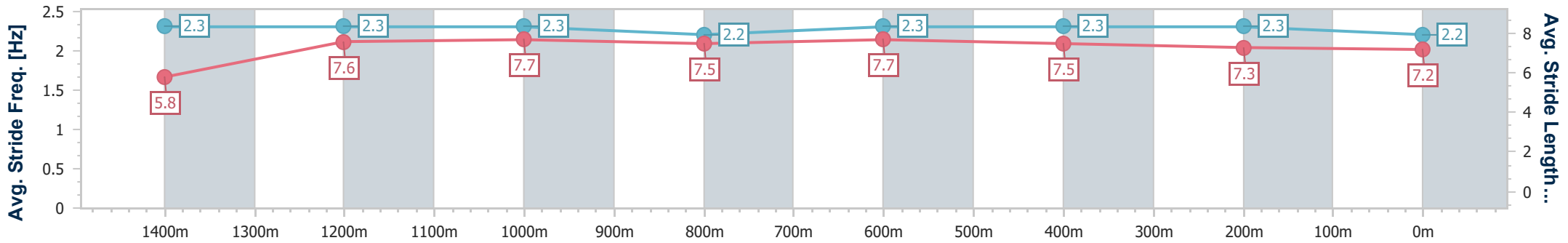
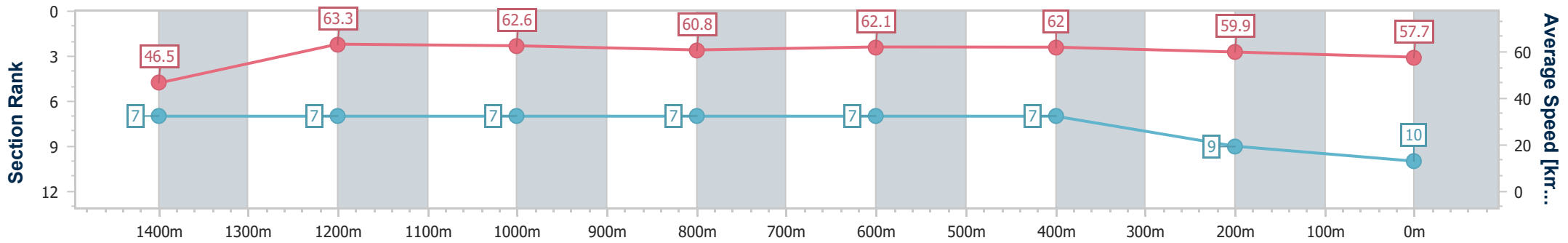
Race 4: LADBROKES RACING CLUB Class 3 Plate - 1560m

22 August 2024 - 14:43

Track Rating: Good 4, Weather: Fine, Rail Position: +3m Entire



| Section | Overall | 1400m | 1200m | 1000m | 800m | 600m | 400m | 200m |
|------------------------|---------------------------|--------------------------|--------------------------|--------------------------|--------------------------|--------------------------|--------------------------|--------------------------|
| Section Times | 1:35.66 [10] (0:12.41) | 1:23.25 [7] (0:11.51) | 1:11.74 [7] (0:11.53) | 1:00.21 [7] (0:11.90) | 0:48.31 [7] (0:11.66) | 0:36.65 [7] (0:11.82) | 0:24.83 [7] (0:12.06) | 0:12.77 [9] (0:12.77) |
| Average Speed [km/h] | 46.5 | 63.3 | 62.6 | 60.8 | 62.1 | 62.0 | 59.9 | 57.7 |
| Top Speed [km/h] | 63.7 | 63.6 | 63.5 | 62.4 | 63.0 | 62.5 | 61.3 | 59.0 |
| Avg. Dist. to Rail [m] | 6.5 | 1.9 | 2.0 | 1.7 | 2.0 | 2.3 | 3.5 | 4.4 |
| Avg. Stride Freq. [Hz] | 2.3 | 2.3 | 2.3 | 2.2 | 2.3 | 2.3 | 2.3 | 2.2 |
| Avg. Stride Length [m] | 5.8 | 7.6 | 7.7 | 7.5 | 7.7 | 7.5 | 7.3 | 7.2 |



- [] Ranking at each section and finish
- .-.- No data available at this section
- NA No data available



| | |
|--------------------------------|-----------------|
| Horse/Jockey Name | Just Frank |
| Final Rank | 11 |
| Fastest Section Time (Section) | 0:11.18 (1400m) |
| Top Speed [km/h] (Section) | 66.4 (1400m) |
| Race State | Finished |



Mackay QLD Professional

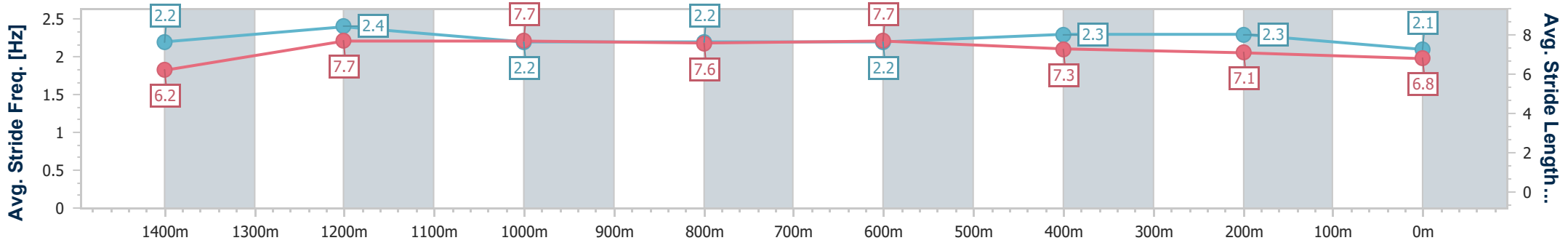
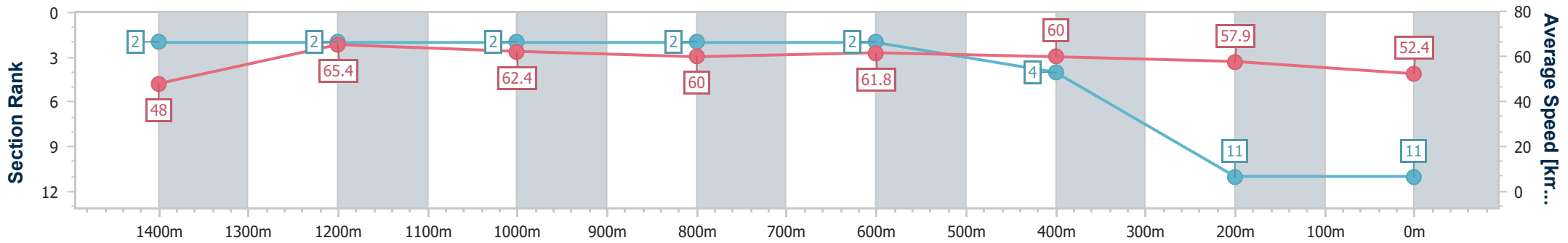
Race 4: LADBROKES RACING CLUB Class 3 Plate - 1560m

22 August 2024 - 14:43

Track Rating: Good 4, Weather: Fine, Rail Position: +3m Entire



| Section | Overall | 1400m | 1200m | 1000m | 800m | 600m | 400m | 200m |
|------------------------|---------------------------|--------------------------|--------------------------|--------------------------|--------------------------|--------------------------|--------------------------|---------------------------|
| Section Times | 1:37.11 [11] (0:12.04) | 1:25.07 [2] (0:11.18) | 1:13.89 [2] (0:11.58) | 1:02.31 [2] (0:12.02) | 0:50.29 [2] (0:11.72) | 0:38.57 [2] (0:12.16) | 0:26.41 [4] (0:12.46) | 0:13.95 [11] (0:13.95) |
| Average Speed [km/h] | 48.0 | 65.4 | 62.4 | 60.0 | 61.8 | 60.0 | 57.9 | 52.4 |
| Top Speed [km/h] | 66.0 | 66.4 | 63.9 | 60.5 | 62.6 | 61.3 | 58.7 | 58.1 |
| Avg. Dist. to Rail [m] | 6.6 | 3.5 | 2.0 | 1.5 | 1.3 | 2.1 | 2.2 | 4.1 |
| Avg. Stride Freq. [Hz] | 2.2 | 2.4 | 2.2 | 2.2 | 2.2 | 2.3 | 2.3 | 2.1 |
| Avg. Stride Length [m] | 6.2 | 7.7 | 7.7 | 7.6 | 7.7 | 7.3 | 7.1 | 6.8 |



- [] Ranking at each section and finish
- .-.- No data available at this section
- NA No data available



Mackay QLD Professional
Race 5: BOOK FOR CLASSIC RACEDAY SATURDAY 28TH SEPTEMBER
BENCHMARK 55 Handicap - 1100m
22 August 2024 - 15:22



Track Rating: Good 4, Weather: Fine, Rail Position: +3m Entire

| Section | | Overall | 1000m | 800m | 600m | 400m | 200m | Last 600m | | | | | |
|-------------|--------------------------------------|----------------------|----------------------|----------------------|---------------------------|---------------------------|---------------------------|---------------------------|---------------------------|---------------------------|---------|------------------------|-----|
| Field Times | | 1:04.73 (0:08.37) | 0:56.36 (0:11.11) | 0:45.25 (0:11.20) | 0:34.05 (0:11.13) | 0:22.92 (0:11.14) | 0:11.78 (0:11.78) | 0:34.05 | | | | | |
| Rank | TAB Horse/Jockey | Barrier | Top Speed [km/h] | Fastest Section | | | | | | | Margin | Distance Travelled [m] | |
| 1 | 9 SUPER FAST Carl Spry | 1 | 67.3 1000m | 0:08.50 Overall | 1:04.73 [1] (0:08.50) | 0:56.23 [2] (0:10.98) | 0:45.25 [2] (0:11.20) | 0:34.05 [1] (0:11.13) | 0:22.92 [1] (0:11.14) | 0:11.78 [1] (0:11.78) | 1:04.73 | 0:34.05 | |
| 2 | 6 FLYING SHAMUS Michael Murphy | 2 | 66.7 400m | 0:08.52 Overall | 1:04.77 [2] (0:08.52) | 0:56.25 [3] (0:11.08) | 0:45.17 [3] (0:11.23) | 0:33.94 [3] (0:11.35) | 0:22.59 [3] (0:10.94) | 0:11.65 [2] (0:11.65) | 0.22L | 0:33.94 | +5 |
| 3 | 4 WHOSHOTTHEMAGICIAN Ryan Wiggins | 3 | 66.2 1000m | 0:08.37 Overall | 1:04.87 [3] (0:08.37) | 0:56.50 [1] (0:11.11) | 0:45.39 [1] (0:11.24) | 0:34.15 [2] (0:11.25) | 0:22.90 [2] (0:11.21) | 0:11.69 [3] (0:11.69) | 0.81L | 0:34.15 | +5 |
| 4 | 11 SENSATIONABULL Chelsea Jokic | 10 | 67.3 400m | 0:08.58 Overall | 1:04.91 [4] (0:08.58) | 0:56.33 [4] (0:11.23) | 0:45.10 [6] (0:11.49) | 0:33.61 [6] (0:11.25) | 0:22.36 [6] (0:11.02) | 0:11.34 [4] (0:11.34) | 1.08L | 0:33.61 | +0 |
| 5 | 8 ROY'S ROAD Sean Cormack | 7 | 68.3 400m | 0:08.97 Overall | 1:04.95 [5] (0:08.97) | 0:55.98 [10] (0:11.02) | 0:44.96 [8] (0:11.61) | 0:33.35 [8] (0:11.30) | 0:22.05 [8] (0:10.84) | 0:11.21 [7] (0:11.21) | 1.26L | 0:33.35 | +9 |
| 6 | 5 ACOUSTIX Shae Nielson | 4 | 66.1 1000m | 0:08.69 Overall | 1:05.45 [6] (0:08.69) | 0:56.76 [5] (0:11.08) | 0:45.68 [5] (0:11.48) | 0:34.20 [5] (0:11.29) | 0:22.91 [5] (0:11.18) | 0:11.73 [6] (0:11.73) | 4.2L | 0:34.20 | +4 |
| 7 | 1 HIGHGROUND Nikki Olzard | 12 | 67.2 1000m | 0:08.71 Overall | 1:05.46 [7] (0:08.71) | 0:56.75 [6] (0:10.99) | 0:45.76 [4] (0:11.22) | 0:34.54 [4] (0:11.42) | 0:23.12 [4] (0:11.26) | 0:11.86 [5] (0:11.86) | 4.29L | 0:34.54 | +11 |
| 8 | 3 CAVENTE Zac Sprie | 11 | 66.9 400m | 0:08.76 Overall | 1:05.52 [8] (0:08.76) | 0:56.76 [7] (0:11.16) | 0:45.60 [7] (0:11.57) | 0:34.03 [7] (0:11.28) | 0:22.75 [7] (0:11.02) | 0:11.73 [8] (0:11.73) | 4.64L | 0:34.03 | +10 |
| 9 | 10 SEISME Georgina Cartwright | 13 | 66.4 1000m | 0:08.76 Overall | 1:05.72 [9] (0:08.76) | 0:56.96 [8] (0:11.29) | 0:45.67 [9] (0:11.65) | 0:34.02 [9] (0:11.26) | 0:22.76 [9] (0:11.09) | 0:11.67 [9] (0:11.67) | 5.79L | 0:34.02 | +9 |
| 10 | 2 DESERT MOON Jackson Murphy | 15 | 66.5 600m | 0:08.78 Overall | 1:07.07 [10] (0:08.78) | 0:58.29 [9] (0:11.47) | 0:46.82 [10] (0:11.62) | 0:35.20 [10] (0:11.32) | 0:23.88 [10] (0:11.28) | 0:12.60 [10] (0:12.60) | 13.75L | 0:35.20 | +9 |

Scratched: Tornado Torque (#12), Orca (#14), Chalkley (#16), Mil Ciento (#7), Harcasion (#15), Sheez Marvellous (#13)



| | |
|--------------------------------|-------------------|
| Horse/Jockey Name | Super Fast |
| Final Rank | 1 |
| Fastest Section Time (Section) | 0:08.50 (Overall) |
| Top Speed [km/h] (Section) | 67.3 (1000m) |
| Race State | Finished |



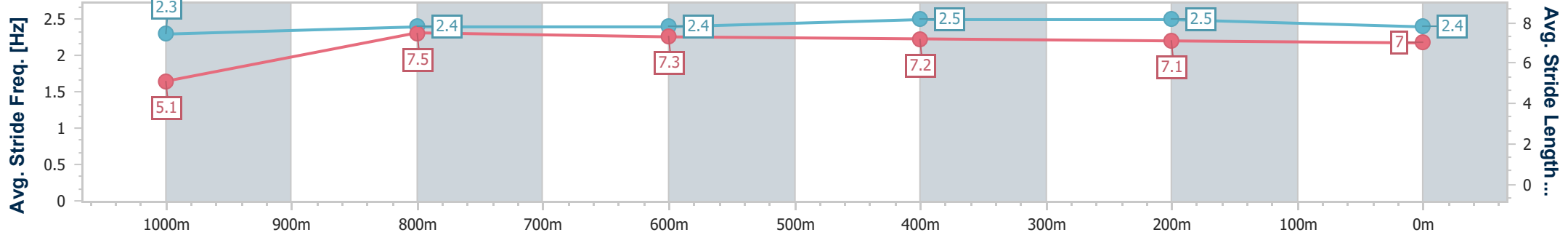
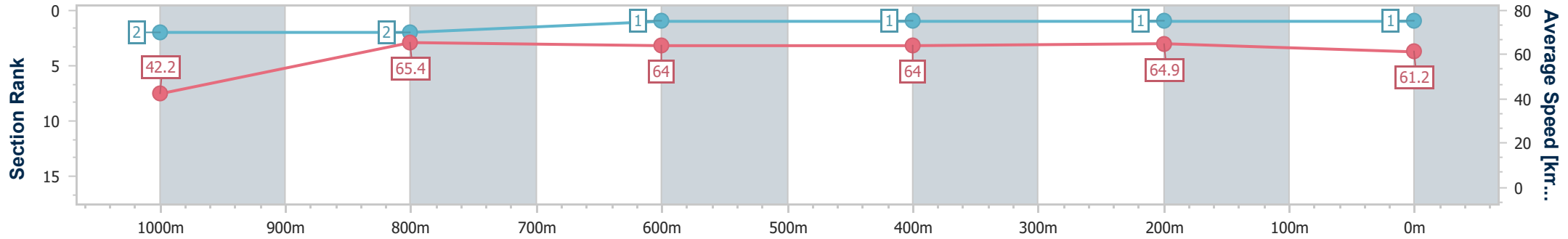
Mackay QLD Professional
 Race 5: BOOK FOR CLASSIC RACEDAY SATURDAY 28TH
 SEPTEMBER BENCHMARK 55 Handicap - 1100m



22 August 2024 - 15:22

Track Rating: Good 4, Weather: Fine, Rail Position: +3m Entire

| Section | Overall | 1000m | 800m | 600m | 400m | 200m |
|------------------------|--------------------------|--------------------------|--------------------------|--------------------------|--------------------------|--------------------------|
| Section Times | 1:04.73 [1] (0:08.50) | 0:56.23 [2] (0:10.98) | 0:45.25 [2] (0:11.20) | 0:34.05 [1] (0:11.13) | 0:22.92 [1] (0:11.14) | 0:11.78 [1] (0:11.78) |
| Average Speed [km/h] | 42.2 | 65.4 | 64.0 | 64.0 | 64.9 | 61.2 |
| Top Speed [km/h] | 65.3 | 67.3 | 65.2 | 65.6 | 66.2 | 64.2 |
| Avg. Dist. to Rail [m] | 2.1 | 1.4 | 1.4 | 1.1 | 2.1 | 2.0 |
| Avg. Stride Freq. [Hz] | 2.3 | 2.4 | 2.4 | 2.5 | 2.5 | 2.4 |
| Avg. Stride Length [m] | 5.1 | 7.5 | 7.3 | 7.2 | 7.1 | 7.0 |



- [] Ranking at each section and finish
- .-.- No data available at this section
- NA No data available



| | |
|--------------------------------|-------------------|
| Horse/Jockey Name | Flying Shamus |
| Final Rank | 2 |
| Fastest Section Time (Section) | 0:08.52 (Overall) |
| Top Speed [km/h] (Section) | 66.7 (400m) |
| Race State | Finished |



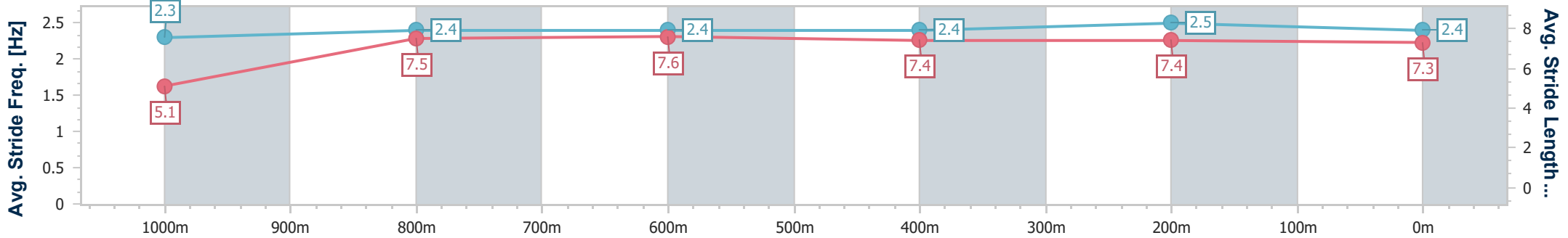
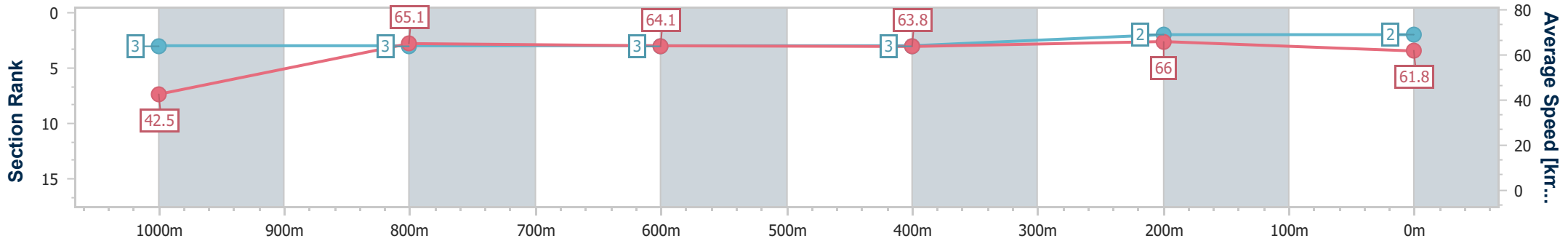
Mackay QLD Professional
 Race 5: BOOK FOR CLASSIC RACEDAY SATURDAY 28TH
 SEPTEMBER BENCHMARK 55 Handicap - 1100m



22 August 2024 - 15:22

Track Rating: Good 4, Weather: Fine, Rail Position: +3m Entire

| Section | Overall | 1000m | 800m | 600m | 400m | 200m |
|------------------------|--------------------------|--------------------------|--------------------------|--------------------------|--------------------------|--------------------------|
| Section Times | 1:04.77 [2] (0:08.52) | 0:56.25 [3] (0:11.08) | 0:45.17 [3] (0:11.23) | 0:33.94 [3] (0:11.35) | 0:22.59 [3] (0:10.94) | 0:11.65 [2] (0:11.65) |
| Average Speed [km/h] | 42.5 | 65.1 | 64.1 | 63.8 | 66.0 | 61.8 |
| Top Speed [km/h] | 64.3 | 66.2 | 65.2 | 66.0 | 66.7 | 64.9 |
| Avg. Dist. to Rail [m] | 2.0 | 0.4 | 0.6 | 0.9 | 1.2 | 1.0 |
| Avg. Stride Freq. [Hz] | 2.3 | 2.4 | 2.4 | 2.4 | 2.5 | 2.4 |
| Avg. Stride Length [m] | 5.1 | 7.5 | 7.6 | 7.4 | 7.4 | 7.3 |



- [] Ranking at each section and finish
- .-.- No data available at this section
- NA No data available



| | |
|--------------------------------|--------------------|
| Horse/Jockey Name | Whosoththemagician |
| Final Rank | 3 |
| Fastest Section Time (Section) | 0:08.37 (Overall) |
| Top Speed [km/h] (Section) | 66.2 (1000m) |
| Race State | Finished |



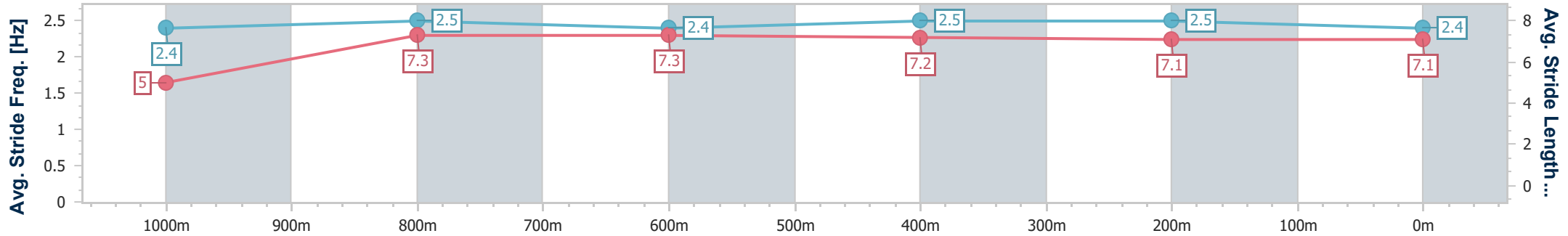
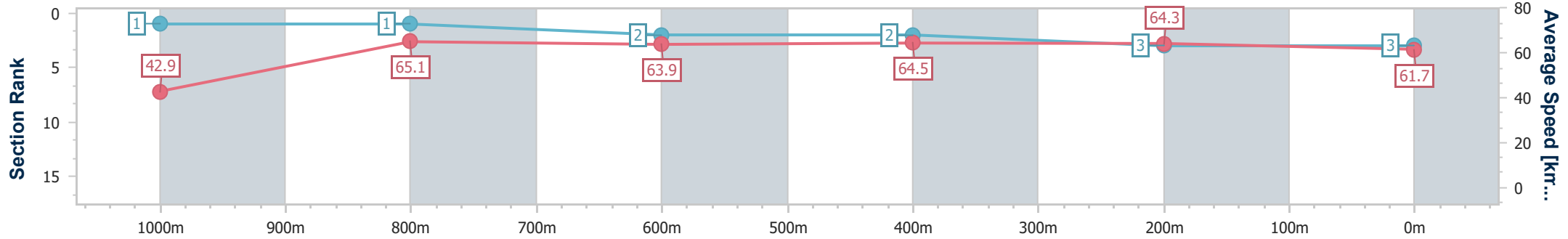
Mackay QLD Professional
 Race 5: BOOK FOR CLASSIC RACEDAY SATURDAY 28TH
 SEPTEMBER BENCHMARK 55 Handicap - 1100m



22 August 2024 - 15:22

Track Rating: Good 4, Weather: Fine, Rail Position: +3m Entire

| Section | Overall | 1000m | 800m | 600m | 400m | 200m |
|------------------------|--------------------------|--------------------------|--------------------------|--------------------------|--------------------------|--------------------------|
| Section Times | 1:04.87 [3] (0:08.37) | 0:56.50 [1] (0:11.11) | 0:45.39 [1] (0:11.24) | 0:34.15 [2] (0:11.25) | 0:22.90 [2] (0:11.21) | 0:11.69 [3] (0:11.69) |
| Average Speed [km/h] | 42.9 | 65.1 | 63.9 | 64.5 | 64.3 | 61.7 |
| Top Speed [km/h] | 64.2 | 66.2 | 65.0 | 65.9 | 65.1 | 64.3 |
| Avg. Dist. to Rail [m] | 3.5 | 0.7 | 0.3 | 1.1 | 1.9 | 2.8 |
| Avg. Stride Freq. [Hz] | 2.4 | 2.5 | 2.4 | 2.5 | 2.5 | 2.4 |
| Avg. Stride Length [m] | 5.0 | 7.3 | 7.3 | 7.2 | 7.1 | 7.1 |



- [] Ranking at each section and finish
- .-.- No data available at this section
- NA No data available



| | |
|--------------------------------|-------------------|
| Horse/Jockey Name | Sensationabull |
| Final Rank | 4 |
| Fastest Section Time (Section) | 0:08.58 (Overall) |
| Top Speed [km/h] (Section) | 67.3 (400m) |
| Race State | Finished |



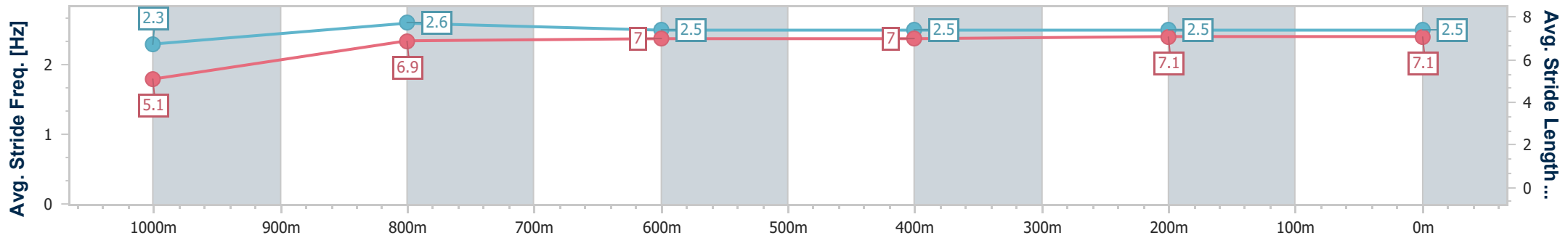
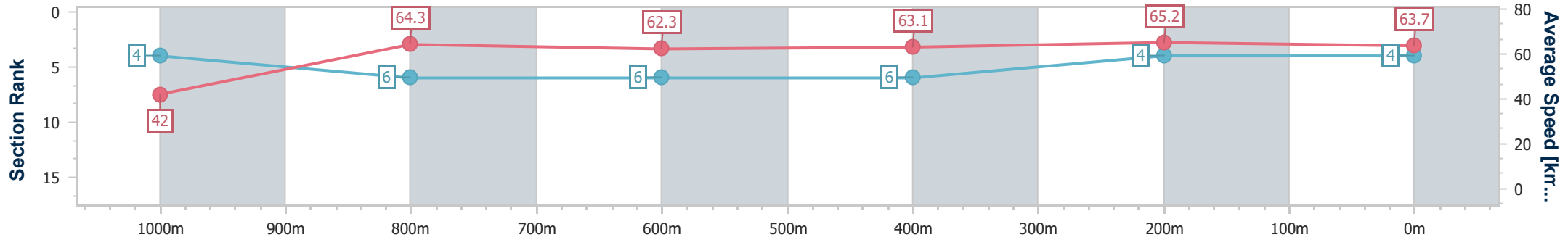
Mackay QLD Professional
 Race 5: BOOK FOR CLASSIC RACEDAY SATURDAY 28TH
 SEPTEMBER BENCHMARK 55 Handicap - 1100m



22 August 2024 - 15:22

Track Rating: Good 4, Weather: Fine, Rail Position: +3m Entire

| Section | Overall | 1000m | 800m | 600m | 400m | 200m |
|------------------------|--------------------------|--------------------------|--------------------------|--------------------------|--------------------------|--------------------------|
| Section Times | 1:04.91 [4] (0:08.58) | 0:56.33 [4] (0:11.23) | 0:45.10 [6] (0:11.49) | 0:33.61 [6] (0:11.25) | 0:22.36 [6] (0:11.02) | 0:11.34 [4] (0:11.34) |
| Average Speed [km/h] | 42.0 | 64.3 | 62.3 | 63.1 | 65.2 | 63.7 |
| Top Speed [km/h] | 61.7 | 66.6 | 65.1 | 64.4 | 67.3 | 65.8 |
| Avg. Dist. to Rail [m] | 4.4 | 1.0 | 0.8 | 2.0 | 2.4 | 4.6 |
| Avg. Stride Freq. [Hz] | 2.3 | 2.6 | 2.5 | 2.5 | 2.5 | 2.5 |
| Avg. Stride Length [m] | 5.1 | 6.9 | 7.0 | 7.0 | 7.1 | 7.1 |



- [] Ranking at each section and finish
- .-.- No data available at this section
- NA No data available



| | |
|--------------------------------|-------------------|
| Horse/Jockey Name | Roy's Road |
| Final Rank | 5 |
| Fastest Section Time (Section) | 0:08.97 (Overall) |
| Top Speed [km/h] (Section) | 68.3 (400m) |
| Race State | Finished |



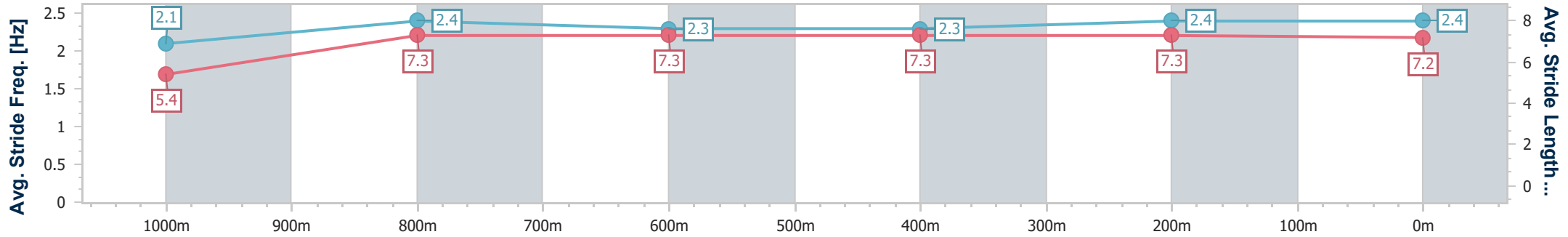
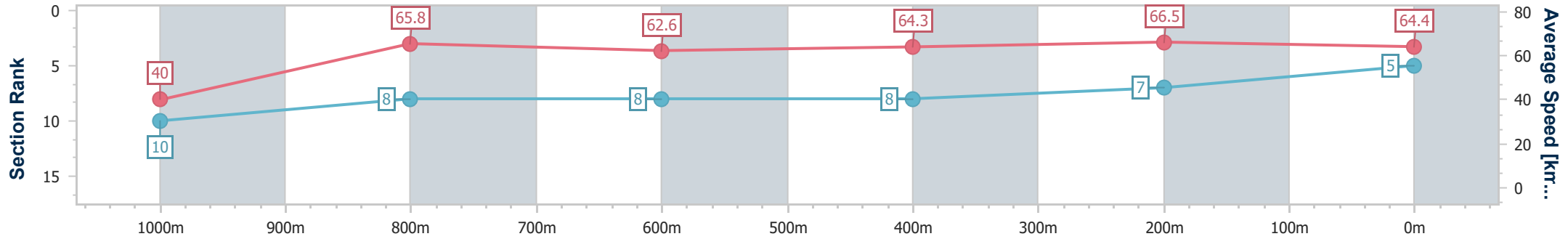
Mackay QLD Professional
 Race 5: BOOK FOR CLASSIC RACEDAY SATURDAY 28TH
 SEPTEMBER BENCHMARK 55 Handicap - 1100m



22 August 2024 - 15:22

Track Rating: Good 4, Weather: Fine, Rail Position: +3m Entire

| Section | Overall | 1000m | 800m | 600m | 400m | 200m |
|------------------------|--------------------------|---------------------------|--------------------------|--------------------------|--------------------------|--------------------------|
| Section Times | 1:04.95 [5] (0:08.97) | 0:55.98 [10] (0:11.02) | 0:44.96 [8] (0:11.61) | 0:33.35 [8] (0:11.30) | 0:22.05 [8] (0:10.84) | 0:11.21 [7] (0:11.21) |
| Average Speed [km/h] | 40.0 | 65.8 | 62.6 | 64.3 | 66.5 | 64.4 |
| Top Speed [km/h] | 62.3 | 67.4 | 65.5 | 65.4 | 68.3 | 66.5 |
| Avg. Dist. to Rail [m] | 4.8 | 1.4 | 3.5 | 1.7 | 0.8 | 0.6 |
| Avg. Stride Freq. [Hz] | 2.1 | 2.4 | 2.3 | 2.3 | 2.4 | 2.4 |
| Avg. Stride Length [m] | 5.4 | 7.3 | 7.3 | 7.3 | 7.3 | 7.2 |



- [] Ranking at each section and finish
- .-.- No data available at this section
- NA No data available



| | |
|--------------------------------|-------------------|
| Horse/Jockey Name | Acoustix |
| Final Rank | 6 |
| Fastest Section Time (Section) | 0:08.69 (Overall) |
| Top Speed [km/h] (Section) | 66.1 (1000m) |
| Race State | Finished |



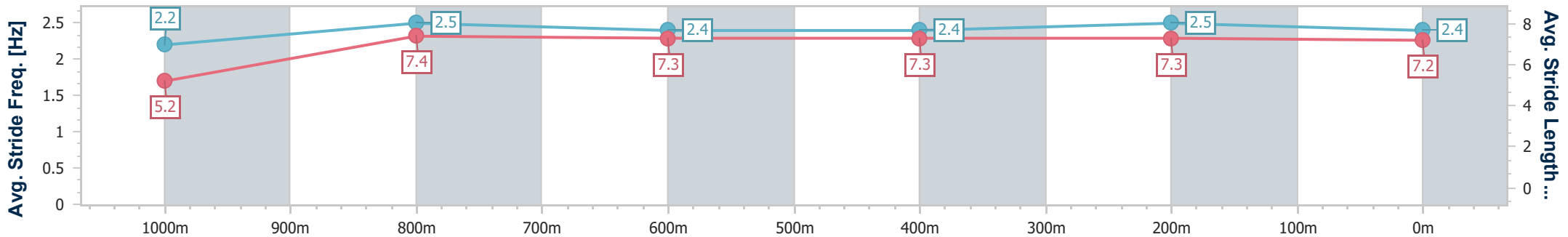
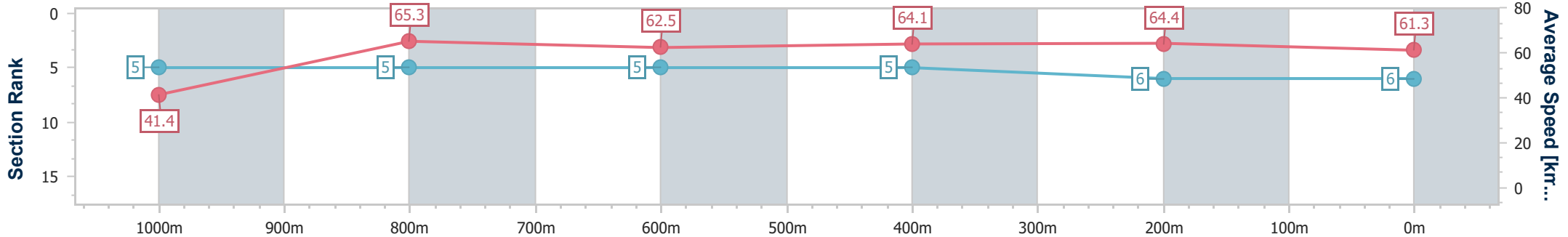
Mackay QLD Professional
 Race 5: BOOK FOR CLASSIC RACEDAY SATURDAY 28TH
 SEPTEMBER BENCHMARK 55 Handicap - 1100m



22 August 2024 - 15:22

Track Rating: Good 4, Weather: Fine, Rail Position: +3m Entire

| Section | Overall | 1000m | 800m | 600m | 400m | 200m |
|------------------------|--------------------------|--------------------------|--------------------------|--------------------------|--------------------------|--------------------------|
| Section Times | 1:05.45 [6] (0:08.69) | 0:56.76 [5] (0:11.08) | 0:45.68 [5] (0:11.48) | 0:34.20 [5] (0:11.29) | 0:22.91 [5] (0:11.18) | 0:11.73 [6] (0:11.73) |
| Average Speed [km/h] | 41.4 | 65.3 | 62.5 | 64.1 | 64.4 | 61.3 |
| Top Speed [km/h] | 63.6 | 66.1 | 63.7 | 64.6 | 65.5 | 65.6 |
| Avg. Dist. to Rail [m] | 4.0 | 0.9 | 0.4 | 0.7 | 1.1 | 1.1 |
| Avg. Stride Freq. [Hz] | 2.2 | 2.5 | 2.4 | 2.4 | 2.5 | 2.4 |
| Avg. Stride Length [m] | 5.2 | 7.4 | 7.3 | 7.3 | 7.3 | 7.2 |



- [] Ranking at each section and finish
- .-.- No data available at this section
- NA No data available



| | |
|--------------------------------|-------------------|
| Horse/Jockey Name | Highground |
| Final Rank | 7 |
| Fastest Section Time (Section) | 0:08.71 (Overall) |
| Top Speed [km/h] (Section) | 67.2 (1000m) |
| Race State | Finished |



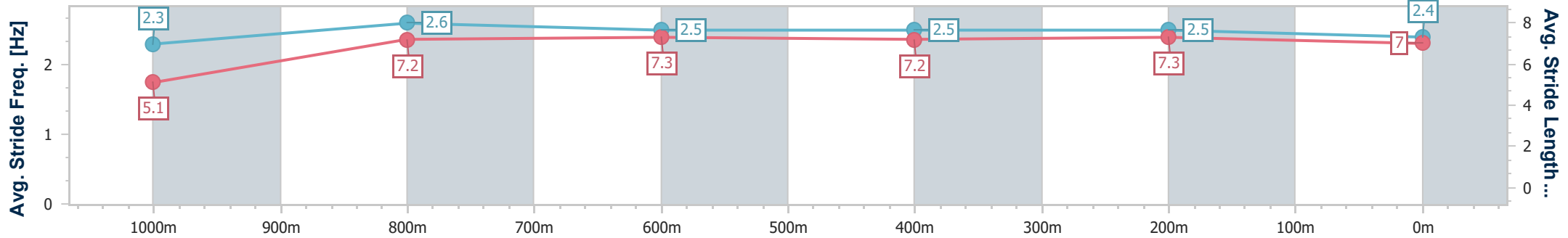
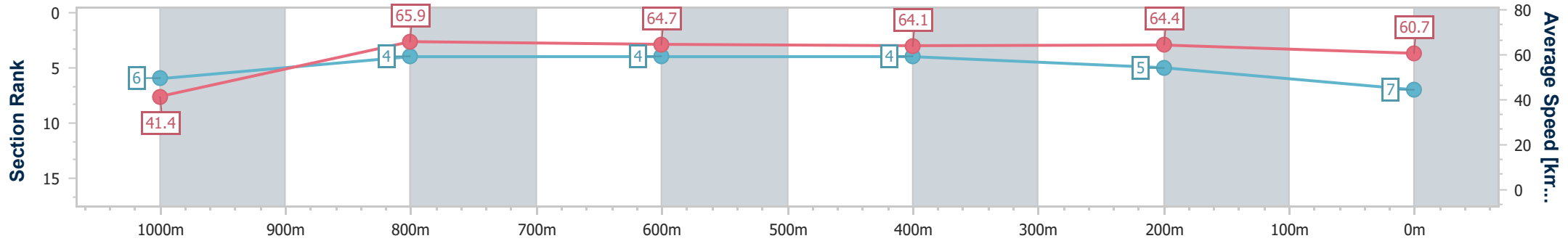
Mackay QLD Professional
 Race 5: BOOK FOR CLASSIC RACEDAY SATURDAY 28TH
 SEPTEMBER BENCHMARK 55 Handicap - 1100m



22 August 2024 - 15:22

Track Rating: Good 4, Weather: Fine, Rail Position: +3m Entire

| Section | Overall | 1000m | 800m | 600m | 400m | 200m |
|------------------------|--------------------------|--------------------------|--------------------------|--------------------------|--------------------------|--------------------------|
| Section Times | 1:05.46 [7] (0:08.71) | 0:56.75 [6] (0:10.99) | 0:45.76 [4] (0:11.22) | 0:34.54 [4] (0:11.42) | 0:23.12 [4] (0:11.26) | 0:11.86 [5] (0:11.86) |
| Average Speed [km/h] | 41.4 | 65.9 | 64.7 | 64.1 | 64.4 | 60.7 |
| Top Speed [km/h] | 63.6 | 67.2 | 67.2 | 65.6 | 65.0 | 63.3 |
| Avg. Dist. to Rail [m] | 7.0 | 2.9 | 2.2 | 2.6 | 2.6 | 2.9 |
| Avg. Stride Freq. [Hz] | 2.3 | 2.6 | 2.5 | 2.5 | 2.5 | 2.4 |
| Avg. Stride Length [m] | 5.1 | 7.2 | 7.3 | 7.2 | 7.3 | 7.0 |



- [] Ranking at each section and finish
- .-.- No data available at this section
- NA No data available



| | |
|--------------------------------|-------------------|
| Horse/Jockey Name | Cavente |
| Final Rank | 8 |
| Fastest Section Time (Section) | 0:08.76 (Overall) |
| Top Speed [km/h] (Section) | 66.9 (400m) |
| Race State | Finished |



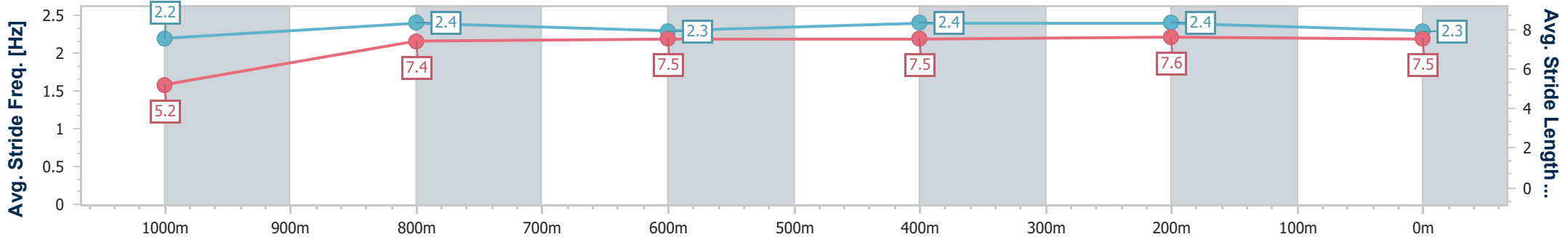
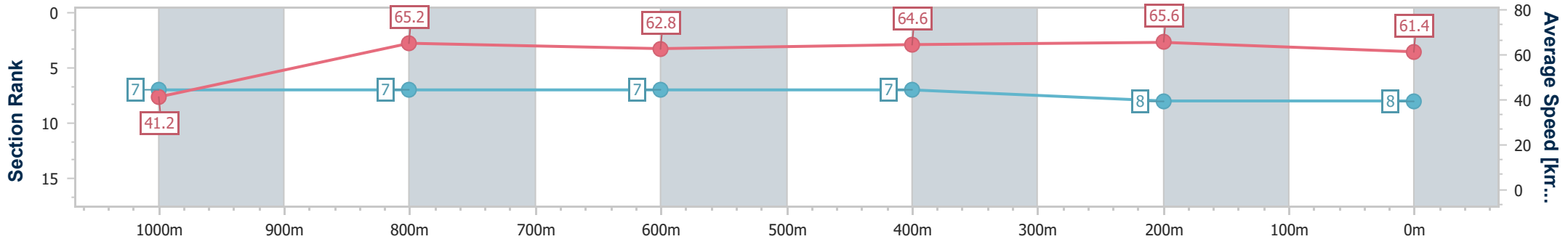
Mackay QLD Professional
 Race 5: BOOK FOR CLASSIC RACEDAY SATURDAY 28TH
 SEPTEMBER BENCHMARK 55 Handicap - 1100m



22 August 2024 - 15:22

Track Rating: Good 4, Weather: Fine, Rail Position: +3m Entire

| Section | Overall | 1000m | 800m | 600m | 400m | 200m |
|------------------------|--------------------------|--------------------------|--------------------------|--------------------------|--------------------------|--------------------------|
| Section Times | 1:05.52 [8] (0:08.76) | 0:56.76 [7] (0:11.16) | 0:45.60 [7] (0:11.57) | 0:34.03 [7] (0:11.28) | 0:22.75 [7] (0:11.02) | 0:11.73 [8] (0:11.73) |
| Average Speed [km/h] | 41.2 | 65.2 | 62.8 | 64.6 | 65.6 | 61.4 |
| Top Speed [km/h] | 62.3 | 66.9 | 64.5 | 66.6 | 66.9 | 64.6 |
| Avg. Dist. to Rail [m] | 5.9 | 2.6 | 3.6 | 1.6 | 2.3 | 4.6 |
| Avg. Stride Freq. [Hz] | 2.2 | 2.4 | 2.3 | 2.4 | 2.4 | 2.3 |
| Avg. Stride Length [m] | 5.2 | 7.4 | 7.5 | 7.5 | 7.6 | 7.5 |



- [] Ranking at each section and finish
- .-.- No data available at this section
- NA No data available



| | |
|--------------------------------|-------------------|
| Horse/Jockey Name | Seisme |
| Final Rank | 9 |
| Fastest Section Time (Section) | 0:08.76 (Overall) |
| Top Speed [km/h] (Section) | 66.4 (1000m) |
| Race State | Finished |



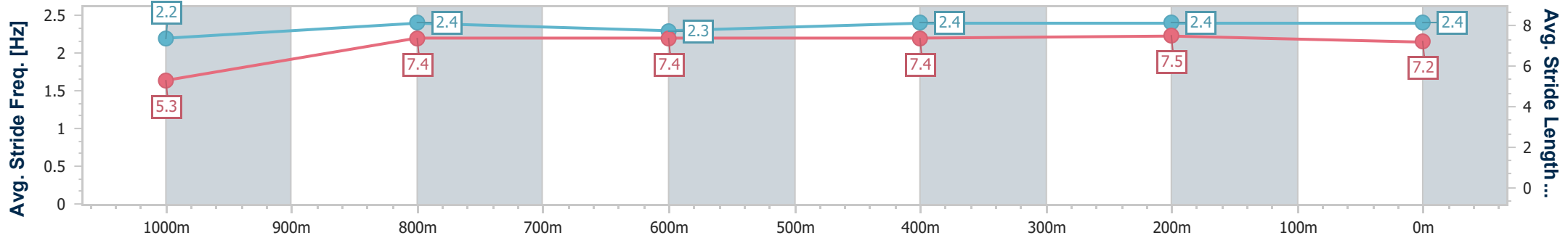
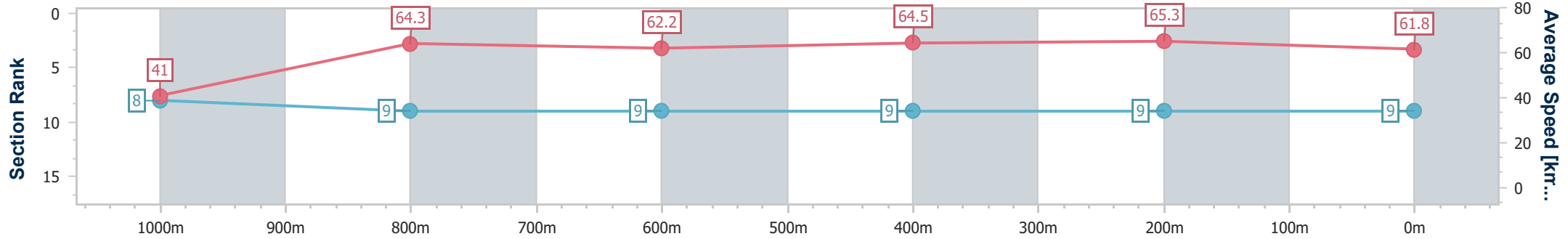
Mackay QLD Professional
 Race 5: BOOK FOR CLASSIC RACEDAY SATURDAY 28TH
 SEPTEMBER BENCHMARK 55 Handicap - 1100m



22 August 2024 - 15:22

Track Rating: Good 4, Weather: Fine, Rail Position: +3m Entire

| Section | Overall | 1000m | 800m | 600m | 400m | 200m |
|------------------------|--------------------------|--------------------------|--------------------------|--------------------------|--------------------------|--------------------------|
| Section Times | 1:05.72 [9] (0:08.76) | 0:56.96 [8] (0:11.29) | 0:45.67 [9] (0:11.65) | 0:34.02 [9] (0:11.26) | 0:22.76 [9] (0:11.09) | 0:11.67 [9] (0:11.67) |
| Average Speed [km/h] | 41.0 | 64.3 | 62.2 | 64.5 | 65.3 | 61.8 |
| Top Speed [km/h] | 62.8 | 66.4 | 64.7 | 65.8 | 66.0 | 65.7 |
| Avg. Dist. to Rail [m] | 7.1 | 2.5 | 1.6 | 1.6 | 3.3 | 5.4 |
| Avg. Stride Freq. [Hz] | 2.2 | 2.4 | 2.3 | 2.4 | 2.4 | 2.4 |
| Avg. Stride Length [m] | 5.3 | 7.4 | 7.4 | 7.4 | 7.5 | 7.2 |



- [] Ranking at each section and finish
- .-.- No data available at this section
- NA No data available



| | |
|--------------------------------|-------------------|
| Horse/Jockey Name | Desert Moon |
| Final Rank | 10 |
| Fastest Section Time (Section) | 0:08.78 (Overall) |
| Top Speed [km/h] (Section) | 66.5 (600m) |
| Race State | Finished |



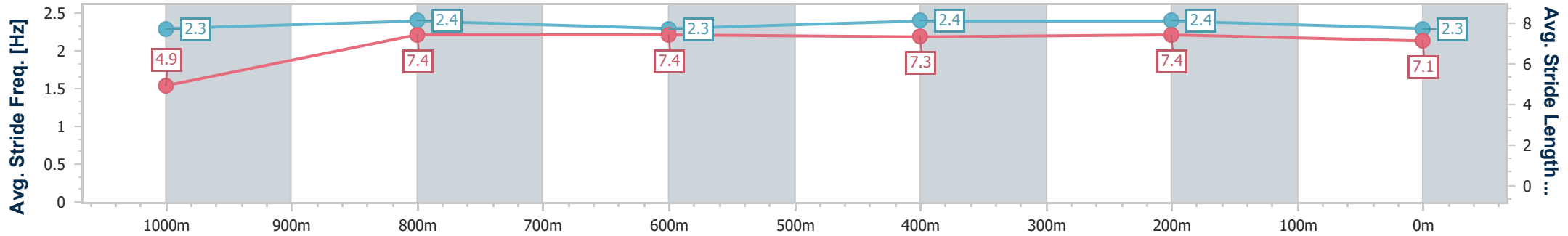
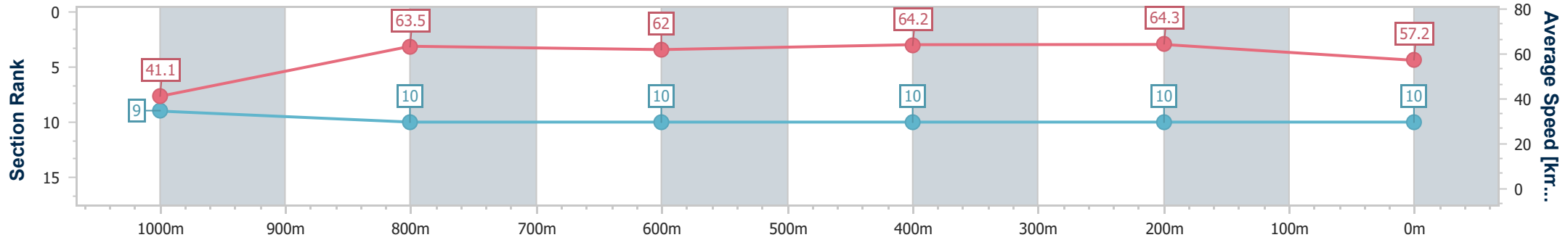
Mackay QLD Professional
 Race 5: BOOK FOR CLASSIC RACEDAY SATURDAY 28TH
 SEPTEMBER BENCHMARK 55 Handicap - 1100m



22 August 2024 - 15:22

Track Rating: Good 4, Weather: Fine, Rail Position: +3m Entire

| Section | Overall | 1000m | 800m | 600m | 400m | 200m |
|------------------------|---------------------------|--------------------------|---------------------------|---------------------------|---------------------------|---------------------------|
| Section Times | 1:07.07 [10] (0:08.78) | 0:58.29 [9] (0:11.47) | 0:46.82 [10] (0:11.62) | 0:35.20 [10] (0:11.32) | 0:23.88 [10] (0:11.28) | 0:12.60 [10] (0:12.60) |
| Average Speed [km/h] | 41.1 | 63.5 | 62.0 | 64.2 | 64.3 | 57.2 |
| Top Speed [km/h] | 62.5 | 64.9 | 64.7 | 66.5 | 65.3 | 63.8 |
| Avg. Dist. to Rail [m] | 9.1 | 3.7 | 1.1 | 1.7 | 4.0 | 4.4 |
| Avg. Stride Freq. [Hz] | 2.3 | 2.4 | 2.3 | 2.4 | 2.4 | 2.3 |
| Avg. Stride Length [m] | 4.9 | 7.4 | 7.4 | 7.3 | 7.4 | 7.1 |



- [] Ranking at each section and finish
- .-.- No data available at this section
- NA No data available



Mackay QLD Professional

Race 6: MOJO'S RATINGS BAND 0 - 55 Handicap - 1300m

22 August 2024 - 15:58



MACKAY TURF CLUB
Ooralea Racecourse

Track Rating: Good 4, Weather: Fine, Rail Position: +3m Entire

| Section | | | | | | | | | | | | | |
|-------------|-----|---------------------------------------|----------------------|----------------------|----------------------|---------------------------|---------------------------|---------------------------|---------------------------|---------------------------|---------------------------|------------------------|-----|
| Field Times | | Overall | 1200m | 1000m | 800m | 600m | 400m | Last 600m | | | | | |
| | | 1:16.91 (0:08.44) | 1:08.47 (0:10.76) | 0:57.71 (0:11.46) | 0:46.25 (0:11.46) | 0:34.79 (0:11.33) | 0:23.46 (0:11.36) | 0:34.79 | | | | | |
| Rank | TAB | Horse/Jockey | Barrier | Top Speed [km/h] | Fastest Section | | | | | | | Distance Travelled [m] | |
| 1 | 8 | LADY MASQUERADE Chris Whiteley | 3 | 67.6 1200m | 0:08.76 Overall | 1:16.91 [1] (0:08.76) | 1:08.15 [7] (0:10.95) | 0:57.20 [5] (0:11.46) | 0:45.74 [5] (0:11.59) | 0:34.15 [6] (0:11.44) | 0:22.71 [5] (0:11.03) | 0:34.15 | |
| 2 | 1 | BRAZEN BRECCIA Shae Nielson | 1 | 68.3 1200m | 0:08.47 Overall | 1:16.96 [2] (0:08.47) | 1:08.49 [3] (0:10.73) | 0:57.76 [1] (0:11.46) | 0:46.30 [1] (0:11.46) | 0:34.84 [1] (0:11.33) | 0:23.51 [1] (0:11.36) | 0:34.84 | -8 |
| 3 | 9 | LISTEN LISTEN Nathan Thomas | 4 | 66.6 1200m | 0:08.44 Overall | 1:17.14 [3] (0:08.44) | 1:08.70 [1] (0:11.04) | 0:57.66 [3] (0:11.42) | 0:46.24 [3] (0:11.56) | 0:34.68 [3] (0:11.36) | 0:23.32 [2] (0:11.26) | 0:34.68 | -7 |
| 4 | 5 | HOLY CROWN Sean Cormack | 13 | 66.5 1200m | 0:08.47 Overall | 1:17.68 [4] (0:08.47) | 1:09.21 [4] (0:11.07) | 0:58.14 [4] (0:11.43) | 0:46.71 [4] (0:11.64) | 0:35.07 [4] (0:11.41) | 0:23.66 [3] (0:11.47) | 0:35.07 | -3 |
| 5 | 10 | WHITE AREDELLE Jackson Murphy | 17 | 68.5 1200m | 0:08.65 Overall | 1:17.79 [5] (0:08.65) | 1:09.14 [6] (0:11.09) | 0:58.05 [6] (0:11.51) | 0:46.54 [6] (0:11.50) | 0:35.04 [5] (0:11.53) | 0:23.51 [6] (0:11.44) | 0:35.04 | -3 |
| 6 | 2 | YUBETIDO Warwick Satherley | 15 | 65.8 1200m | 0:08.80 Overall | 1:17.81 [6] (0:08.80) | 1:09.01 [9] (0:11.33) | 0:57.68 [8] (0:11.60) | 0:46.08 [8] (0:11.56) | 0:34.52 [8] (0:11.26) | 0:23.26 [7] (0:11.34) | 0:34.52 | -3 |
| 7 | 4 | SHADOW PROJECT Scott Sheargold | 16 | 65.9 1200m | 0:08.64 Overall | 1:17.96 [7] (0:08.64) | 1:09.32 [5] (0:11.27) | 0:58.05 [7] (0:11.74) | 0:46.31 [7] (0:11.55) | 0:34.76 [7] (0:11.41) | 0:23.35 [8] (0:11.34) | 0:34.76 | -13 |
| 8 | 12 | DIAMOND SKY Ryan Wiggins | 8 | 66.2 1200m | 0:09.18 Overall | 1:18.05 [8] (0:09.18) | 1:08.87 [11] (0:11.15) | 0:57.72 [10] (0:11.52) | 0:46.20 [10] (0:11.70) | 0:34.50 [10] (0:11.36) | 0:23.14 [9] (0:11.28) | 0:34.50 | -2 |
| 9 | 11 | ZURI ZURI Chelsea Jokic | 2 | 66.0 400m | 0:08.79 Overall | 1:18.10 [9] (0:08.79) | 1:09.31 [8] (0:11.45) | 0:57.86 [9] (0:11.58) | 0:46.28 [9] (0:11.57) | 0:34.71 [9] (0:11.56) | 0:23.15 [10] (0:11.24) | 0:34.71 | -3 |
| 10 | 6 | SILVERADO MISS Georgina Cartwright | 6 | 68.2 1200m | 0:08.47 Overall | 1:18.25 [10] (0:08.47) | 1:09.78 [2] (0:10.86) | 0:58.92 [2] (0:11.41) | 0:47.51 [2] (0:11.55) | 0:35.96 [2] (0:11.73) | 0:24.23 [4] (0:11.71) | 0:35.96 | -1 |

Scratched: Just Frank (#14), Awesome Spirit (#3), Karakaroo (#19), Nine Carats (#17), Another Dimension (#7), Mishani Aviator (#16), Divine Hunter (#18), Orca (#15)

[] Ranking at each section and finish
-:--:- No data available at this section
NA No data available

SCN Saddle cloth number
DNF Did not finish
DNT Did not track



Mackay QLD Professional

Race 6: MOJO'S RATINGS BAND 0 - 55 Handicap - 1300m

22 August 2024 - 15:58



MACKAY TURF CLUB

Ooralea Racecourse

Track Rating: Good 4, Weather: Fine, Rail Position: +3m Entire

| Section | Overall | 1200m | 1000m | 800m | 600m | 400m | Last 600m |
|-------------|----------------------|----------------------|----------------------|----------------------|----------------------|----------------------|-----------|
| Field Times | 1:16.91 (0:08.44) | 1:08.47 (0:10.76) | 0:57.71 (0:11.46) | 0:46.25 (0:11.46) | 0:34.79 (0:11.33) | 0:23.46 (0:11.36) | 0:34.79 |

| Rank | TAB | Horse/Jockey | Barrier | Top Speed [km/h] | Fastest Section | Distance Travelled [m] |
|------|-----|--------------|---------|------------------|-----------------|------------------------|
| 11 | 13 | CYBER JAM | 5 | 65.1 | 0:09.04 | |
| | | Leah Martyn | | 1200m | Overall | |

Scratched: Just Frank (#14), Awesome Spirit (#3), Karakaroo (#19), Nine Carats (#17), Another Dimension (#7), Mishani Aviator (#16), Divine Hunter (#18), Orca (#15)



Mackay QLD Professional

Race 6: MOJO'S RATINGS BAND 0 - 55 Handicap - 1300m

22 August 2024 - 15:58



MACKAY TURF CLUB
Ooralea Racecourse

Track Rating: Good 4, Weather: Fine, Rail Position: +3m Entire

| Section | | | | | | | 200m | | | Last 600m |
|-------------|-----|---------------------------------------|---------|------------------|--------------------|---------------------------|---------|--|---------|------------------------|
| Field Times | | | | | | | 0:12.10 | | | 0:34.79 |
| | | | | | | | | | | |
| Rank | TAB | Horse/Jockey | Barrier | Top Speed [km/h] | Fastest Section | Margin | | | | Distance Travelled [m] |
| 1 | 8 | LADY MASQUERADE Chris Whiteley | 3 | 67.6 1200m | 0:08.76 Overall | 0:11.68 [3] (0:11.68) | 1:16.91 | | 0:34.15 | |
| 2 | 1 | BRAZEN BRECCIA Shae Nielson | 1 | 68.3 1200m | 0:08.47 Overall | 0:12.15 [1] (0:12.15) | 0.28L | | 0:34.84 | -8 |
| 3 | 9 | LISTEN LISTEN Nathan Thomas | 4 | 66.6 1200m | 0:08.44 Overall | 0:12.06 [2] (0:12.06) | 1.33L | | 0:34.68 | -7 |
| 4 | 5 | HOLY CROWN Sean Cormack | 13 | 66.5 1200m | 0:08.47 Overall | 0:12.19 [4] (0:12.19) | 4.48L | | 0:35.07 | -3 |
| 5 | 10 | WHITE AREDELLE Jackson Murphy | 17 | 68.5 1200m | 0:08.65 Overall | 0:12.07 [5] (0:12.07) | 5.13L | | 0:35.04 | -3 |
| 6 | 2 | YUBETIDO Warwick Satherley | 15 | 65.8 1200m | 0:08.80 Overall | 0:11.92 [7] (0:11.92) | 5.3L | | 0:34.52 | -3 |
| 7 | 4 | SHADOW PROJECT Scott Sheargold | 16 | 65.9 1200m | 0:08.64 Overall | 0:12.01 [8] (0:12.01) | 6.17L | | 0:34.76 | -13 |
| 8 | 12 | DIAMOND SKY Ryan Wiggins | 8 | 66.2 1200m | 0:09.18 Overall | 0:11.86 [10] (0:11.86) | 6.7L | | 0:34.50 | -2 |
| 9 | 11 | ZURI ZURI Chelsea Jokic | 2 | 66.0 400m | 0:08.79 Overall | 0:11.91 [9] (0:11.91) | 7L | | 0:34.71 | -3 |
| 10 | 6 | SILVERADO MISS Georgina Cartwright | 6 | 68.2 1200m | 0:08.47 Overall | 0:12.52 [6] (0:12.52) | 7.84L | | 0:35.96 | -1 |

Scratched: Just Frank (#14), Awesome Spirit (#3), Karakaroo (#19), Nine Carats (#17), Another Dimension (#7), Mishani Aviator (#16), Divine Hunter (#18), Orca (#15)

[] Ranking at each section and finish
-:--:-- No data available at this section
NA No data available

SCN Saddle cloth number
DNF Did not finish
DNT Did not track



Mackay QLD Professional

Race 6: MOJO'S RATINGS BAND 0 - 55 Handicap - 1300m

22 August 2024 - 15:58



MACKAY TURF CLUB

Ooralea Racecourse

Track Rating: Good 4, Weather: Fine, Rail Position: +3m Entire

| Section | | | | | | | 200m | | | Last 600m | |
|-------------|-----|--------------|---------|------------------|-----------------|--------------|-----------|--|--|------------------------|----|
| Field Times | | | | | | | 0:12.10 | | | 0:34.79 | |
| | | | | | | | (0:12.10) | | | | |
| Rank | TAB | Horse/Jockey | Barrier | Top Speed [km/h] | Fastest Section | Margin | | | | Distance Travelled [m] | |
| 11 | 13 | CYBER JAM | 5 | 65.1 | 0:09.04 | 0:12.08 [11] | 11.14L | | | 0:35.07 | -9 |
| | | Leah Martyn | | 1200m | Overall | (0:12.08) | | | | | |

Scratched: Just Frank (#14), Awesome Spirit (#3), Karakaroo (#19), Nine Carats (#17), Another Dimension (#7), Mishani Aviator (#16), Divine Hunter (#18), Orca (#15)

[] Ranking at each section and finish
 -:-:-:- No data available at this section
 NA No data available

SCN Saddle cloth number
 DNF Did not finish
 DNT Did not track



| | |
|--------------------------------|-------------------|
| Horse/Jockey Name | Lady Masquerade |
| Final Rank | 1 |
| Fastest Section Time (Section) | 0:08.76 (Overall) |
| Top Speed [km/h] (Section) | 67.6 (1200m) |
| Race State | Finished |



Mackay QLD Professional

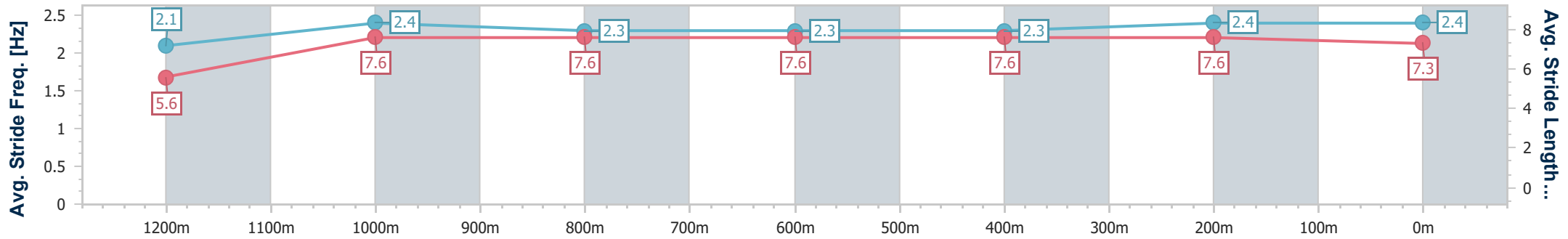
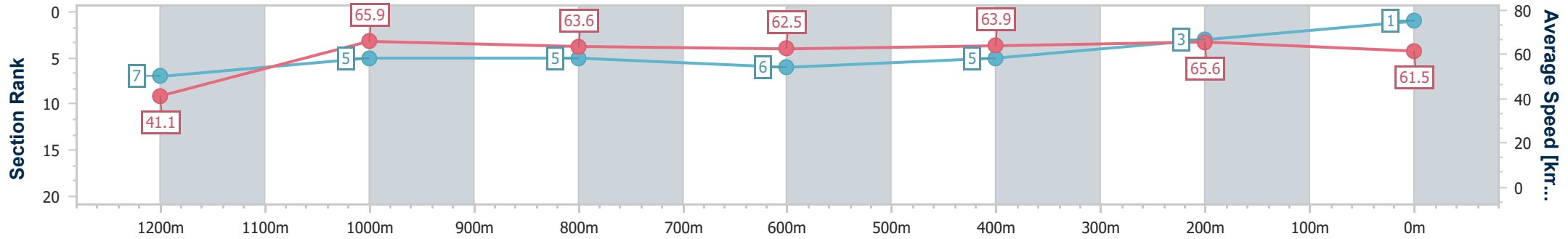
Race 6: MOJO'S RATINGS BAND 0 - 55 Handicap - 1300m

22 August 2024 - 15:58

Track Rating: Good 4, Weather: Fine, Rail Position: +3m Entire



| Section | Overall | 1200m | 1000m | 800m | 600m | 400m | 200m |
|------------------------|--------------------------|--------------------------|--------------------------|--------------------------|--------------------------|--------------------------|--------------------------|
| Section Times | 1:16.91 [1] (0:08.76) | 1:08.15 [7] (0:10.95) | 0:57.20 [5] (0:11.46) | 0:45.74 [5] (0:11.59) | 0:34.15 [6] (0:11.44) | 0:22.71 [5] (0:11.03) | 0:11.68 [3] (0:11.68) |
| Average Speed [km/h] | 41.1 | 65.9 | 63.6 | 62.5 | 63.9 | 65.6 | 61.5 |
| Top Speed [km/h] | 63.0 | 67.6 | 66.1 | 63.7 | 65.5 | 67.0 | 64.4 |
| Avg. Dist. to Rail [m] | 5.2 | 2.2 | 3.0 | 2.6 | 2.1 | 2.6 | 2.9 |
| Avg. Stride Freq. [Hz] | 2.1 | 2.4 | 2.3 | 2.3 | 2.3 | 2.4 | 2.4 |
| Avg. Stride Length [m] | 5.6 | 7.6 | 7.6 | 7.6 | 7.6 | 7.6 | 7.3 |



- [] Ranking at each section and finish
- .-.- No data available at this section
- NA No data available



| | |
|--------------------------------|-------------------|
| Horse/Jockey Name | Brazen Breccia |
| Final Rank | 2 |
| Fastest Section Time (Section) | 0:08.47 (Overall) |
| Top Speed [km/h] (Section) | 68.3 (1200m) |
| Race State | Finished |



Mackay QLD Professional

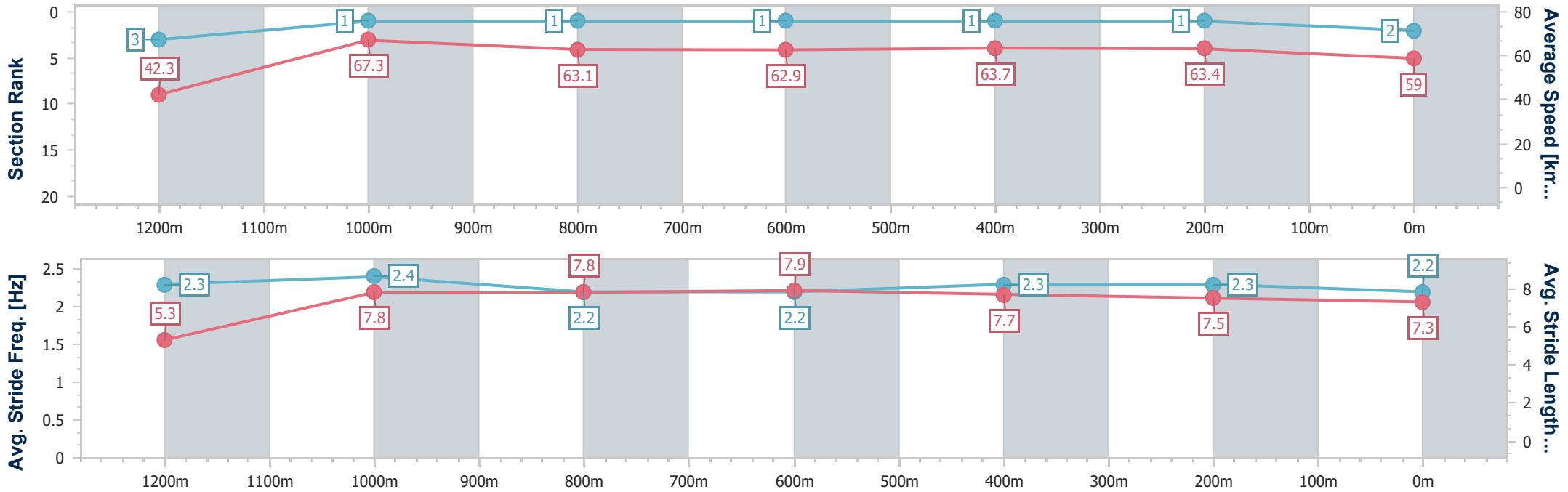
Race 6: MOJO'S RATINGS BAND 0 - 55 Handicap - 1300m

22 August 2024 - 15:58

Track Rating: Good 4, Weather: Fine, Rail Position: +3m Entire



| Section | Overall | 1200m | 1000m | 800m | 600m | 400m | 200m |
|------------------------|--------------------------|--------------------------|--------------------------|--------------------------|--------------------------|--------------------------|--------------------------|
| Section Times | 1:16.96 [2] (0:08.47) | 1:08.49 [3] (0:10.73) | 0:57.76 [1] (0:11.46) | 0:46.30 [1] (0:11.46) | 0:34.84 [1] (0:11.33) | 0:23.51 [1] (0:11.36) | 0:12.15 [1] (0:12.15) |
| Average Speed [km/h] | 42.3 | 67.3 | 63.1 | 62.9 | 63.7 | 63.4 | 59.0 |
| Top Speed [km/h] | 64.4 | 68.3 | 66.1 | 63.5 | 64.5 | 64.6 | 62.1 |
| Avg. Dist. to Rail [m] | 3.2 | 1.2 | 0.8 | 0.8 | 0.3 | 1.0 | 1.4 |
| Avg. Stride Freq. [Hz] | 2.3 | 2.4 | 2.2 | 2.2 | 2.3 | 2.3 | 2.2 |
| Avg. Stride Length [m] | 5.3 | 7.8 | 7.8 | 7.9 | 7.7 | 7.5 | 7.3 |



- [] Ranking at each section and finish
- .-.- No data available at this section
- NA No data available



| | |
|--------------------------------|-------------------|
| Horse/Jockey Name | Listen Listen |
| Final Rank | 3 |
| Fastest Section Time (Section) | 0:08.44 (Overall) |
| Top Speed [km/h] (Section) | 66.6 (1200m) |
| Race State | Finished |



Mackay QLD Professional

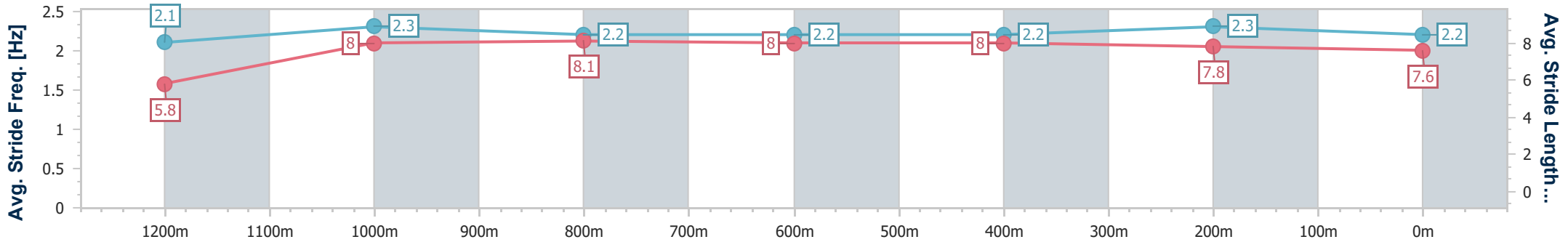
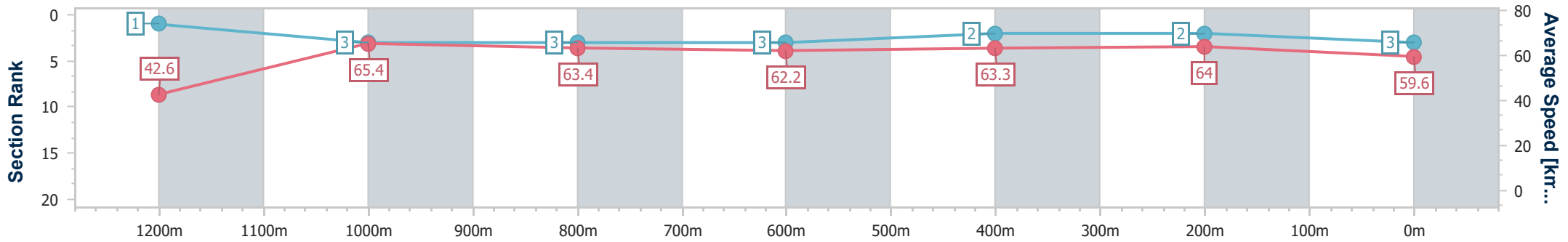
Race 6: MOJO'S RATINGS BAND 0 - 55 Handicap - 1300m

22 August 2024 - 15:58

Track Rating: Good 4, Weather: Fine, Rail Position: +3m Entire



| Section | Overall | 1200m | 1000m | 800m | 600m | 400m | 200m |
|------------------------|--------------------------|--------------------------|--------------------------|--------------------------|--------------------------|--------------------------|-------------|
| Section Times | 1:17.14 [3] (0:08.44) | 1:08.70 [1] (0:11.04) | 0:57.66 [3] (0:11.42) | 0:46.24 [3] (0:11.56) | 0:34.68 [3] (0:11.36) | 0:23.32 [2] (0:11.26) | 0:12.06 [2] |
| Average Speed [km/h] | 42.6 | 65.4 | 63.4 | 62.2 | 63.3 | 64.0 | 59.6 |
| Top Speed [km/h] | 62.5 | 66.6 | 66.0 | 63.0 | 64.1 | 64.9 | 63.2 |
| Avg. Dist. to Rail [m] | 5.3 | 2.2 | 1.4 | 0.9 | 0.6 | 1.5 | 2.3 |
| Avg. Stride Freq. [Hz] | 2.1 | 2.3 | 2.2 | 2.2 | 2.2 | 2.3 | 2.2 |
| Avg. Stride Length [m] | 5.8 | 8.0 | 8.1 | 8.0 | 8.0 | 7.8 | 7.6 |



- [] Ranking at each section and finish
- .-.- No data available at this section
- NA No data available



| | |
|--------------------------------|-------------------|
| Horse/Jockey Name | Holy Crown |
| Final Rank | 4 |
| Fastest Section Time (Section) | 0:08.47 (Overall) |
| Top Speed [km/h] (Section) | 66.5 (1200m) |
| Race State | Finished |



Mackay QLD Professional

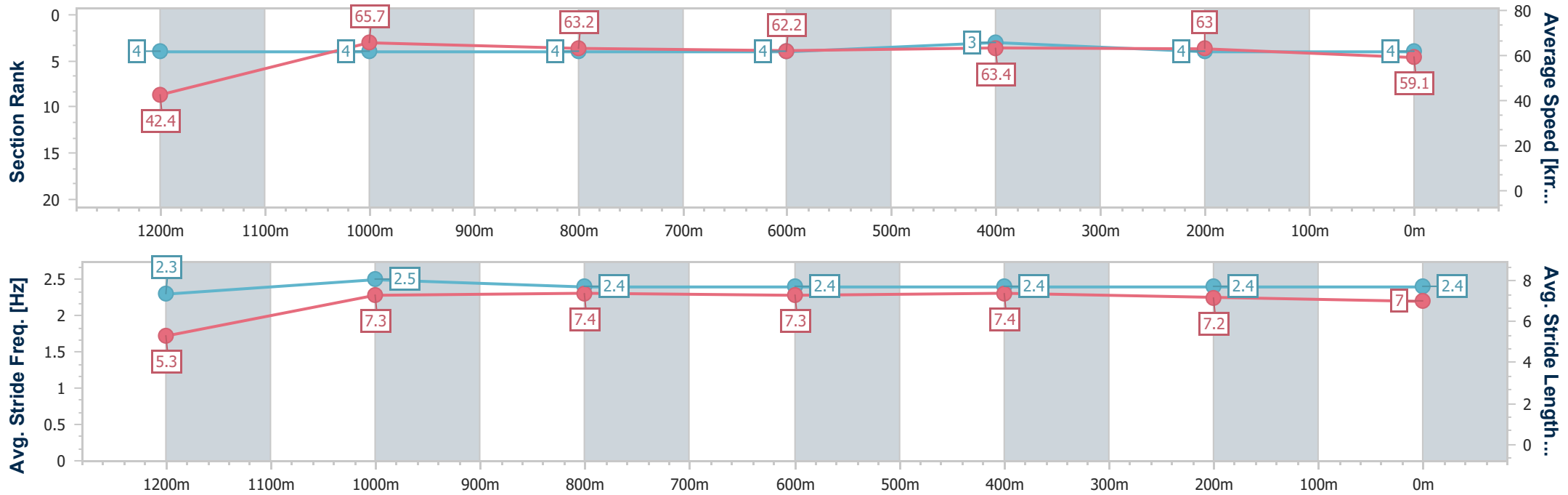
Race 6: MOJO'S RATINGS BAND 0 - 55 Handicap - 1300m

22 August 2024 - 15:58

Track Rating: Good 4, Weather: Fine, Rail Position: +3m Entire



| Section | Overall | 1200m | 1000m | 800m | 600m | 400m | 200m |
|------------------------|--------------------------|--------------------------|--------------------------|--------------------------|--------------------------|--------------------------|--------------------------|
| Section Times | 1:17.68 [4] (0:08.47) | 1:09.21 [4] (0:11.07) | 0:58.14 [4] (0:11.43) | 0:46.71 [4] (0:11.64) | 0:35.07 [4] (0:11.41) | 0:23.66 [3] (0:11.47) | 0:12.19 [4] (0:12.19) |
| Average Speed [km/h] | 42.4 | 65.7 | 63.2 | 62.2 | 63.4 | 63.0 | 59.1 |
| Top Speed [km/h] | 63.5 | 66.5 | 65.5 | 63.4 | 65.1 | 64.6 | 62.4 |
| Avg. Dist. to Rail [m] | 8.1 | 3.9 | 2.1 | 1.0 | 0.8 | 3.9 | 2.9 |
| Avg. Stride Freq. [Hz] | 2.3 | 2.5 | 2.4 | 2.4 | 2.4 | 2.4 | 2.4 |
| Avg. Stride Length [m] | 5.3 | 7.3 | 7.4 | 7.3 | 7.4 | 7.2 | 7.0 |



- [] Ranking at each section and finish
- .-.- No data available at this section
- NA No data available



| | |
|--------------------------------|-------------------|
| Horse/Jockey Name | White Arendelle |
| Final Rank | 5 |
| Fastest Section Time (Section) | 0:08.65 (Overall) |
| Top Speed [km/h] (Section) | 68.5 (1200m) |
| Race State | Finished |



Mackay QLD Professional

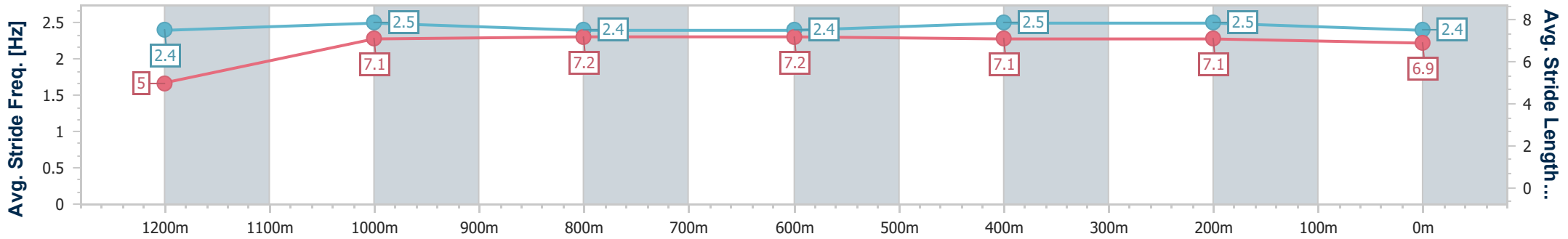
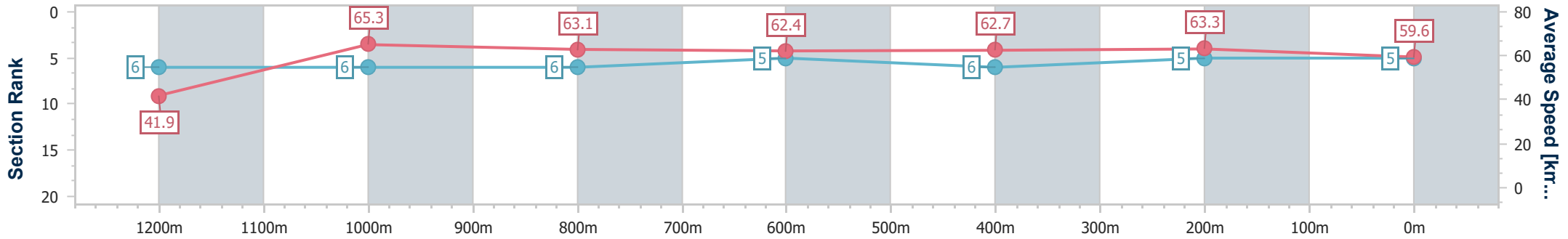
Race 6: MOJO'S RATINGS BAND 0 - 55 Handicap - 1300m

22 August 2024 - 15:58

Track Rating: Good 4, Weather: Fine, Rail Position: +3m Entire



| Section | Overall | 1200m | 1000m | 800m | 600m | 400m | 200m |
|------------------------|--------------------------|--------------------------|--------------------------|--------------------------|--------------------------|--------------------------|-------------|
| Section Times | 1:17.79 [5] (0:08.65) | 1:09.14 [6] (0:11.09) | 0:58.05 [6] (0:11.51) | 0:46.54 [6] (0:11.50) | 0:35.04 [5] (0:11.53) | 0:23.51 [6] (0:11.44) | 0:12.07 [5] |
| Average Speed [km/h] | 41.9 | 65.3 | 63.1 | 62.4 | 62.7 | 63.3 | 59.6 |
| Top Speed [km/h] | 60.7 | 68.5 | 65.2 | 63.5 | 63.9 | 65.0 | 63.8 |
| Avg. Dist. to Rail [m] | 10.8 | 4.5 | 2.1 | 0.8 | 1.2 | 4.5 | 5.2 |
| Avg. Stride Freq. [Hz] | 2.4 | 2.5 | 2.4 | 2.4 | 2.5 | 2.5 | 2.4 |
| Avg. Stride Length [m] | 5.0 | 7.1 | 7.2 | 7.2 | 7.1 | 7.1 | 6.9 |



- [] Ranking at each section and finish
- .-.- No data available at this section
- NA No data available



| | |
|--------------------------------|-------------------|
| Horse/Jockey Name | Yubetido |
| Final Rank | 6 |
| Fastest Section Time (Section) | 0:08.80 (Overall) |
| Top Speed [km/h] (Section) | 65.8 (1200m) |
| Race State | Finished |



Mackay QLD Professional

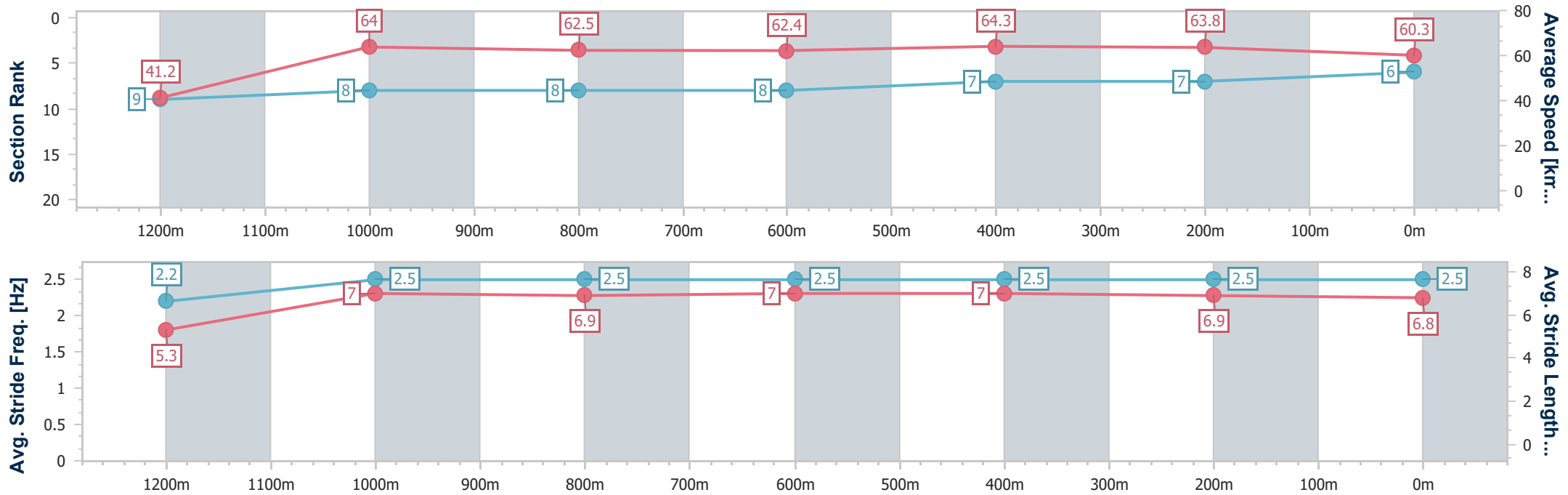
Race 6: MOJO'S RATINGS BAND 0 - 55 Handicap - 1300m

22 August 2024 - 15:58

Track Rating: Good 4, Weather: Fine, Rail Position: +3m Entire



| Section | Overall | 1200m | 1000m | 800m | 600m | 400m | 200m |
|------------------------|--------------------------|--------------------------|--------------------------|--------------------------|--------------------------|--------------------------|--------------------------|
| Section Times | 1:17.81 [6] (0:08.80) | 1:09.01 [9] (0:11.33) | 0:57.68 [8] (0:11.60) | 0:46.08 [8] (0:11.56) | 0:34.52 [8] (0:11.26) | 0:23.26 [7] (0:11.34) | 0:11.92 [7] (0:11.92) |
| Average Speed [km/h] | 41.2 | 64.0 | 62.5 | 62.4 | 64.3 | 63.8 | 60.3 |
| Top Speed [km/h] | 60.1 | 65.8 | 65.0 | 63.9 | 64.9 | 64.2 | 63.7 |
| Avg. Dist. to Rail [m] | 8.6 | 2.7 | 1.8 | 1.4 | 0.8 | 2.9 | 3.4 |
| Avg. Stride Freq. [Hz] | 2.2 | 2.5 | 2.5 | 2.5 | 2.5 | 2.5 | 2.5 |
| Avg. Stride Length [m] | 5.3 | 7.0 | 6.9 | 7.0 | 7.0 | 6.9 | 6.8 |



- [] Ranking at each section and finish
- .-.- No data available at this section
- NA No data available



| | |
|--------------------------------|-------------------|
| Horse/Jockey Name | Shadow Project |
| Final Rank | 7 |
| Fastest Section Time (Section) | 0:08.64 (Overall) |
| Top Speed [km/h] (Section) | 65.9 (1200m) |
| Race State | Finished |



Mackay QLD Professional

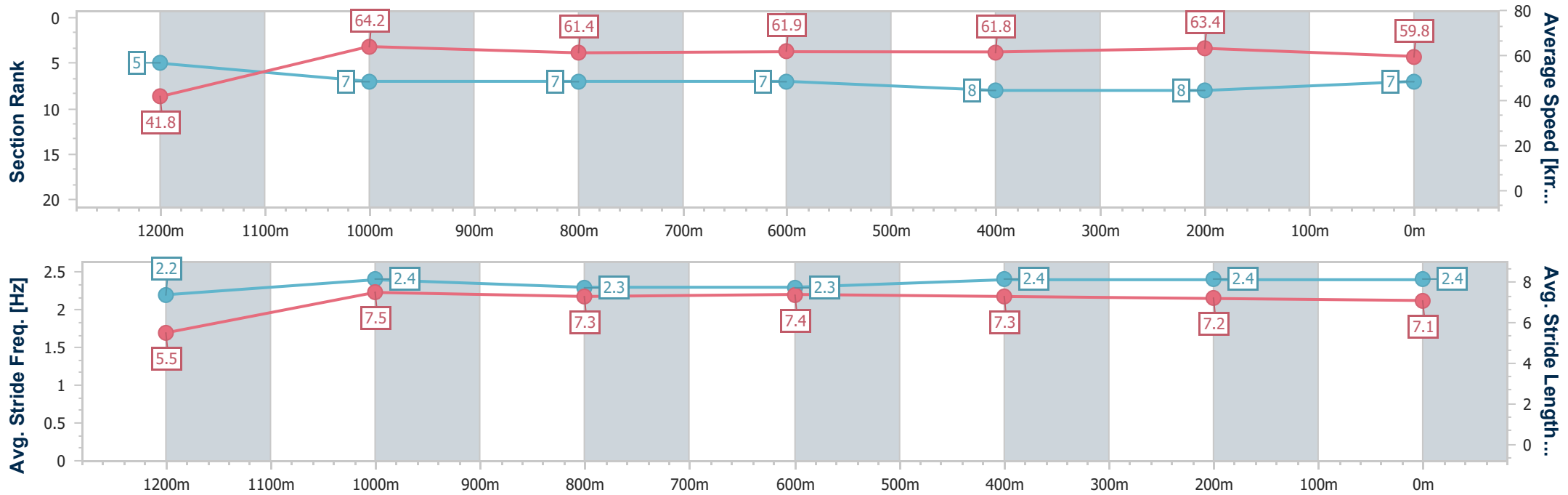
Race 6: MOJO'S RATINGS BAND 0 - 55 Handicap - 1300m

22 August 2024 - 15:58

Track Rating: Good 4, Weather: Fine, Rail Position: +3m Entire



| Section | Overall | 1200m | 1000m | 800m | 600m | 400m | 200m |
|------------------------|--------------------------|--------------------------|--------------------------|--------------------------|--------------------------|--------------------------|--------------------------|
| Section Times | 1:17.96 [7] (0:08.64) | 1:09.32 [5] (0:11.27) | 0:58.05 [7] (0:11.74) | 0:46.31 [7] (0:11.55) | 0:34.76 [7] (0:11.41) | 0:23.35 [8] (0:11.34) | 0:12.01 [8] (0:12.01) |
| Average Speed [km/h] | 41.8 | 64.2 | 61.4 | 61.9 | 61.8 | 63.4 | 59.8 |
| Top Speed [km/h] | 59.9 | 65.9 | 64.7 | 63.7 | 62.6 | 64.3 | 63.3 |
| Avg. Dist. to Rail [m] | 10.0 | 2.5 | 0.9 | 1.2 | 2.9 | 0.8 | 0.2 |
| Avg. Stride Freq. [Hz] | 2.2 | 2.4 | 2.3 | 2.3 | 2.4 | 2.4 | 2.4 |
| Avg. Stride Length [m] | 5.5 | 7.5 | 7.3 | 7.4 | 7.3 | 7.2 | 7.1 |



- [] Ranking at each section and finish
- .-.- No data available at this section
- NA No data available



| | |
|--------------------------------|-------------------|
| Horse/Jockey Name | Diamond Sky |
| Final Rank | 8 |
| Fastest Section Time (Section) | 0:09.18 (Overall) |
| Top Speed [km/h] (Section) | 66.2 (1200m) |
| Race State | Finished |



Mackay QLD Professional

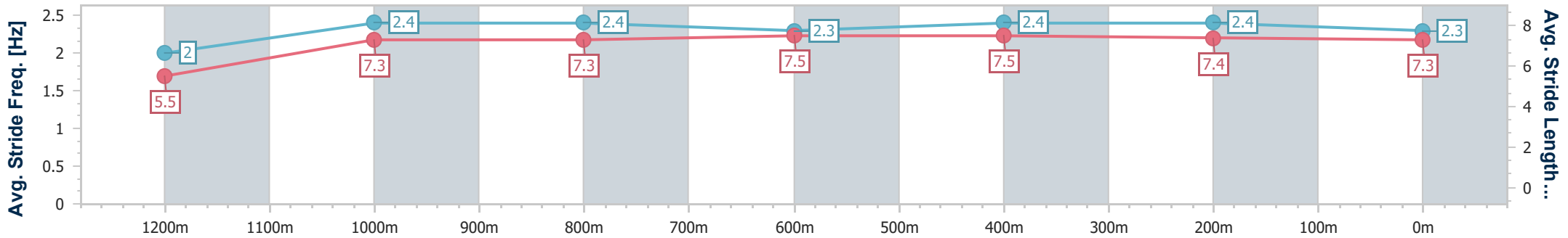
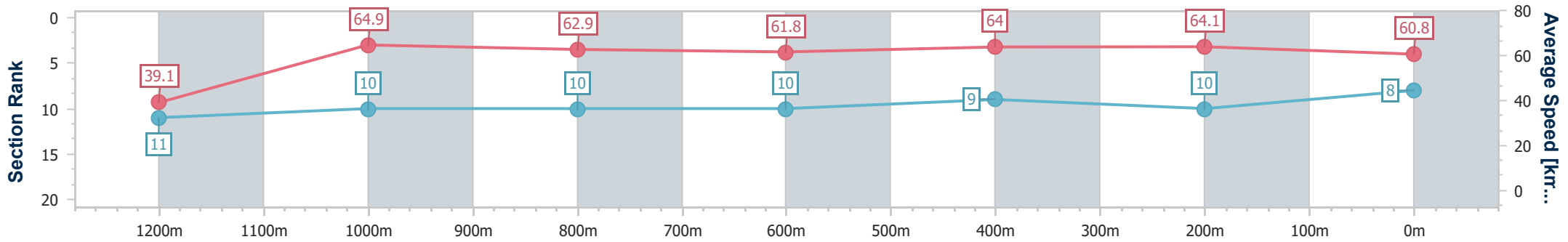
Race 6: MOJO'S RATINGS BAND 0 - 55 Handicap - 1300m

22 August 2024 - 15:58

Track Rating: Good 4, Weather: Fine, Rail Position: +3m Entire



| Section | Overall | 1200m | 1000m | 800m | 600m | 400m | 200m |
|------------------------|--------------------------|---------------------------|---------------------------|---------------------------|---------------------------|--------------------------|---------------------------|
| Section Times | 1:18.05 [8] (0:09.18) | 1:08.87 [11] (0:11.15) | 0:57.72 [10] (0:11.52) | 0:46.20 [10] (0:11.70) | 0:34.50 [10] (0:11.36) | 0:23.14 [9] (0:11.28) | 0:11.86 [10] (0:11.86) |
| Average Speed [km/h] | 39.1 | 64.9 | 62.9 | 61.8 | 64.0 | 64.1 | 60.8 |
| Top Speed [km/h] | 61.1 | 66.2 | 65.5 | 64.7 | 66.0 | 65.4 | 64.9 |
| Avg. Dist. to Rail [m] | 6.6 | 2.0 | 1.7 | 1.9 | 1.2 | 5.3 | 7.3 |
| Avg. Stride Freq. [Hz] | 2.0 | 2.4 | 2.4 | 2.3 | 2.4 | 2.4 | 2.3 |
| Avg. Stride Length [m] | 5.5 | 7.3 | 7.3 | 7.5 | 7.5 | 7.4 | 7.3 |



- [] Ranking at each section and finish
- .-.- No data available at this section
- NA No data available



| | |
|--------------------------------|-------------------|
| Horse/Jockey Name | Zuri Zuri |
| Final Rank | 9 |
| Fastest Section Time (Section) | 0:08.79 (Overall) |
| Top Speed [km/h] (Section) | 66.0 (400m) |
| Race State | Finished |



Mackay QLD Professional

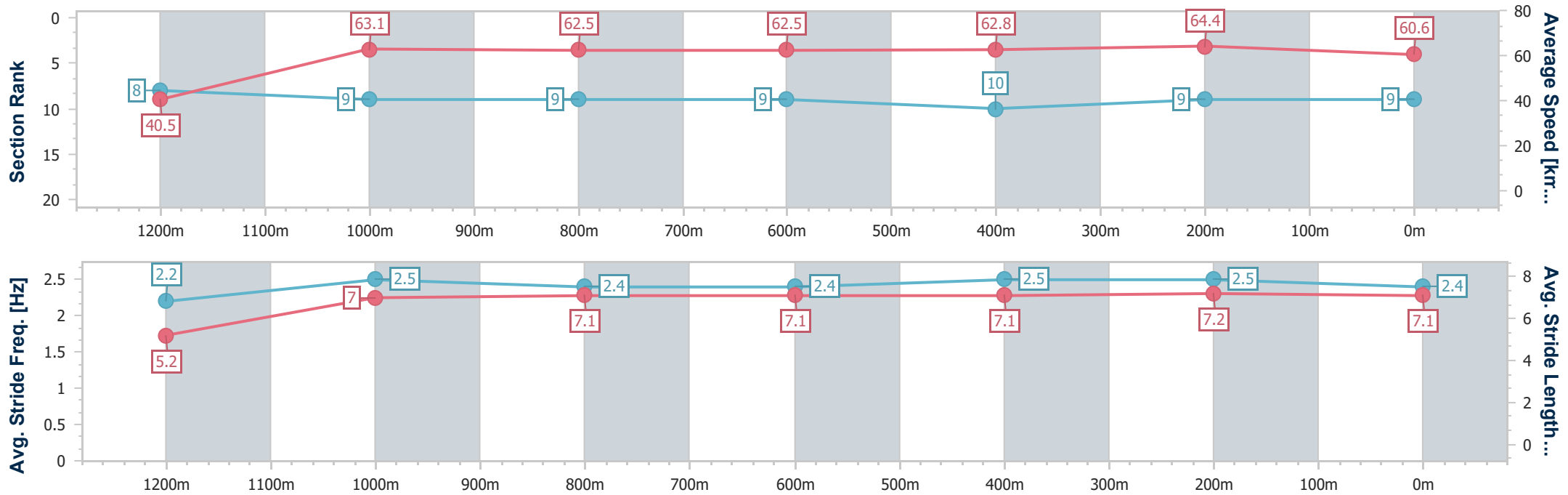
Race 6: MOJO'S RATINGS BAND 0 - 55 Handicap - 1300m

22 August 2024 - 15:58

Track Rating: Good 4, Weather: Fine, Rail Position: +3m Entire



| Section | Overall | 1200m | 1000m | 800m | 600m | 400m | 200m |
|------------------------|--------------------------|--------------------------|--------------------------|--------------------------|--------------------------|---------------------------|--------------------------|
| Section Times | 1:18.10 [9] (0:08.79) | 1:09.31 [8] (0:11.45) | 0:57.86 [9] (0:11.58) | 0:46.28 [9] (0:11.57) | 0:34.71 [9] (0:11.56) | 0:23.15 [10] (0:11.24) | 0:11.91 [9] (0:11.91) |
| Average Speed [km/h] | 40.5 | 63.1 | 62.5 | 62.5 | 62.8 | 64.4 | 60.6 |
| Top Speed [km/h] | 59.5 | 65.0 | 65.0 | 65.0 | 64.9 | 66.0 | 64.5 |
| Avg. Dist. to Rail [m] | 3.5 | 1.4 | 1.5 | 1.5 | 1.5 | 4.4 | 5.6 |
| Avg. Stride Freq. [Hz] | 2.2 | 2.5 | 2.4 | 2.4 | 2.5 | 2.5 | 2.4 |
| Avg. Stride Length [m] | 5.2 | 7.0 | 7.1 | 7.1 | 7.1 | 7.2 | 7.1 |



- [] Ranking at each section and finish
- .-.- No data available at this section
- NA No data available



| | |
|--------------------------------|-------------------|
| Horse/Jockey Name | Silverado Miss |
| Final Rank | 10 |
| Fastest Section Time (Section) | 0:08.47 (Overall) |
| Top Speed [km/h] (Section) | 68.2 (1200m) |
| Race State | Finished |



Mackay QLD Professional

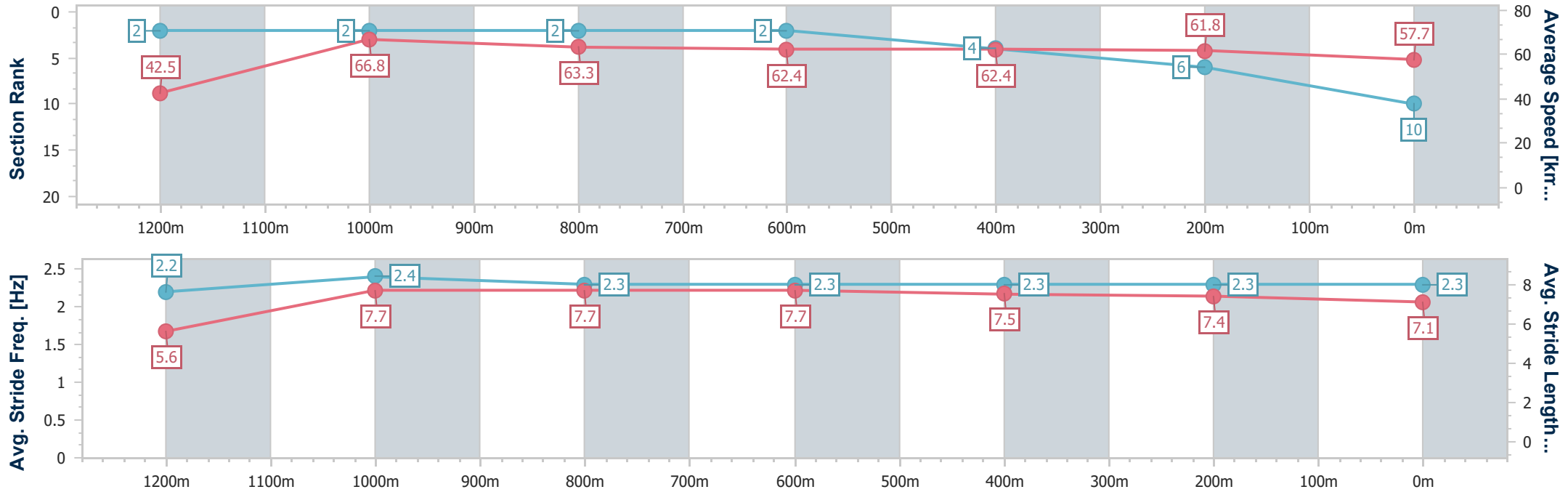
Race 6: MOJO'S RATINGS BAND 0 - 55 Handicap - 1300m

22 August 2024 - 15:58

Track Rating: Good 4, Weather: Fine, Rail Position: +3m Entire



| Section | Overall | 1200m | 1000m | 800m | 600m | 400m | 200m |
|------------------------|---------------------------|--------------------------|--------------------------|--------------------------|--------------------------|--------------------------|--------------------------|
| Section Times | 1:18.25 [10] (0:08.47) | 1:09.78 [2] (0:10.86) | 0:58.92 [2] (0:11.41) | 0:47.51 [2] (0:11.55) | 0:35.96 [2] (0:11.73) | 0:24.23 [4] (0:11.71) | 0:12.52 [6] (0:12.52) |
| Average Speed [km/h] | 42.5 | 66.8 | 63.3 | 62.4 | 62.4 | 61.8 | 57.7 |
| Top Speed [km/h] | 63.6 | 68.2 | 65.8 | 63.1 | 63.4 | 63.8 | 60.5 |
| Avg. Dist. to Rail [m] | 6.6 | 2.8 | 1.8 | 1.1 | 2.1 | 4.8 | 4.6 |
| Avg. Stride Freq. [Hz] | 2.2 | 2.4 | 2.3 | 2.3 | 2.3 | 2.3 | 2.3 |
| Avg. Stride Length [m] | 5.6 | 7.7 | 7.7 | 7.7 | 7.5 | 7.4 | 7.1 |



- [] Ranking at each section and finish
- .-.- No data available at this section
- NA No data available



| | |
|--------------------------------|-------------------|
| Horse/Jockey Name | Cyber Jam |
| Final Rank | 11 |
| Fastest Section Time (Section) | 0:09.04 (Overall) |
| Top Speed [km/h] (Section) | 65.1 (1200m) |
| Race State | Finished |



Mackay QLD Professional

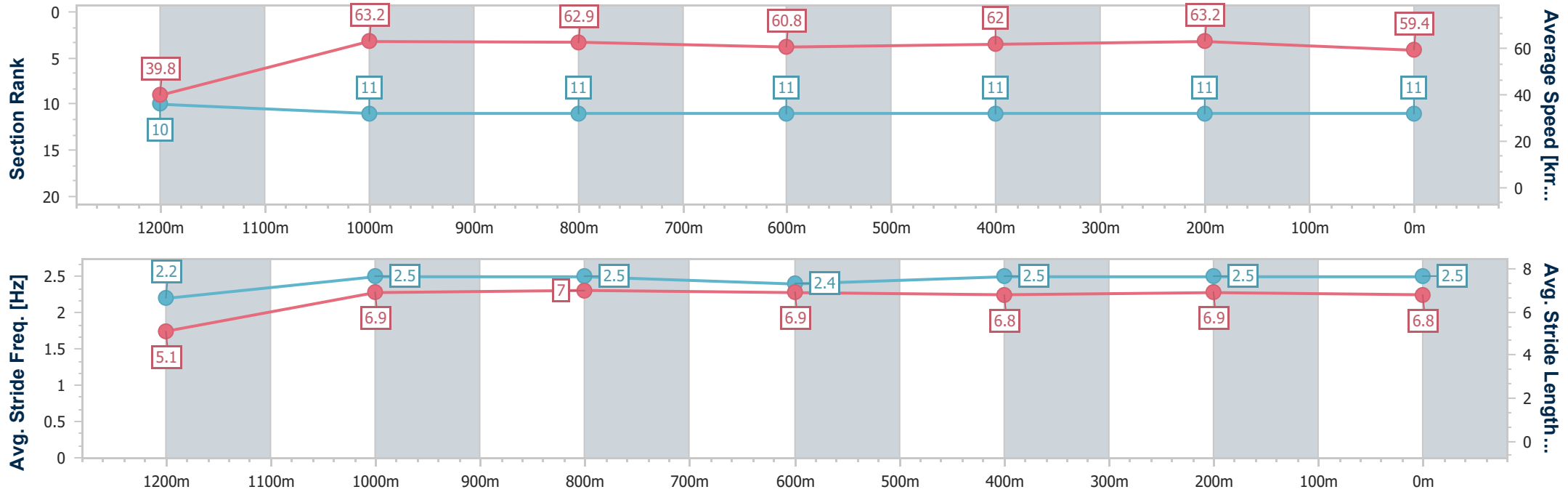
Race 6: MOJO'S RATINGS BAND 0 - 55 Handicap - 1300m

22 August 2024 - 15:58

Track Rating: Good 4, Weather: Fine, Rail Position: +3m Entire



| Section | Overall | 1200m | 1000m | 800m | 600m | 400m | 200m |
|------------------------|---------------------------|---------------------------|---------------------------|---------------------------|---------------------------|---------------------------|---------------------------|
| Section Times | 1:18.81 [11] (0:09.04) | 1:09.77 [10] (0:11.42) | 0:58.35 [11] (0:11.45) | 0:46.90 [11] (0:11.83) | 0:35.07 [11] (0:11.58) | 0:23.49 [11] (0:11.41) | 0:12.08 [11] (0:12.08) |
| Average Speed [km/h] | 39.8 | 63.2 | 62.9 | 60.8 | 62.0 | 63.2 | 59.4 |
| Top Speed [km/h] | 59.9 | 65.1 | 64.6 | 62.3 | 63.8 | 64.7 | 63.5 |
| Avg. Dist. to Rail [m] | 5.8 | 1.2 | 0.7 | 1.1 | 0.9 | 1.3 | 1.5 |
| Avg. Stride Freq. [Hz] | 2.2 | 2.5 | 2.5 | 2.4 | 2.5 | 2.5 | 2.5 |
| Avg. Stride Length [m] | 5.1 | 6.9 | 7.0 | 6.9 | 6.8 | 6.9 | 6.8 |



- [] Ranking at each section and finish
- .-.- No data available at this section
- NA No data available



Mackay QLD Professional

Race 7: J & C ELECTRICAL SERVICES OPEN Handicap - 1050m

22 August 2024 - 16:35



MACKAY TURF CLUB
Ooralea Racecourse

Track Rating: Good 4, Weather: Fine, Rail Position: +3m Entire

| Section | | Overall | | | | | | | | | | | Last 600m | |
|-------------|-----|---------------------|---------|------------------|-----------------|-------------|-------------|-------------|-------------|-------------|-------------|---------|------------------------|----|
| Field Times | | 1:00.58 | | | | | | | | | | | 0:33.74 | |
| | | (0:04.96) | | | | | | | | | | | | |
| | | 1000m | | | | | | | | | | | | |
| | | 0:55.62 | | | | | | | | | | | | |
| | | (0:11.02) | | | | | | | | | | | | |
| | | 800m | | | | | | | | | | | | |
| | | 0:44.60 | | | | | | | | | | | | |
| | | (0:10.86) | | | | | | | | | | | | |
| | | 600m | | | | | | | | | | | | |
| | | 0:33.74 | | | | | | | | | | | | |
| | | (0:11.02) | | | | | | | | | | | | |
| | | 400m | | | | | | | | | | | | |
| | | 0:22.72 | | | | | | | | | | | | |
| | | (0:11.05) | | | | | | | | | | | | |
| | | 200m | | | | | | | | | | | | |
| | | 0:11.67 | | | | | | | | | | | | |
| | | (0:11.67) | | | | | | | | | | | | |
| Rank | TAB | Horse/Jockey | Barrier | Top Speed [km/h] | Fastest Section | Overall | 1000m | 800m | 600m | 400m | 200m | Margin | Distance Travelled [m] | |
| 1 | 7 | COCHRANE | 4 | 68.5 | 0:05.24 | 1:00.58 [1] | 0:55.34 [5] | 0:44.18 [4] | 0:33.40 [4] | 0:22.28 [4] | 0:11.42 [2] | 1:00.58 | 0:33.40 | |
| | | Leah Martyn | | 800m | Overall | (0:05.24) | (0:11.16) | (0:10.78) | (0:11.12) | (0:10.86) | (0:11.42) | | | |
| 2 | 1 | BLUE KENTUCKY MOON | 8 | 67.4 | 0:04.96 | 1:00.63 [2] | 0:55.67 [1] | 0:44.62 [2] | 0:33.71 [2] | 0:22.77 [1] | 0:11.72 [1] | 0.3L | 0:33.71 | -7 |
| | | Warwick Satherley | | 800m | Overall | (0:04.96) | (0:11.05) | (0:10.91) | (0:10.94) | (0:11.05) | (0:11.72) | | | |
| 3 | 3 | LEADERSHIP SPILL | 3 | 68.4 | 0:05.11 | 1:00.78 [3] | 0:55.67 [2] | 0:44.65 [3] | 0:33.74 [3] | 0:22.56 [3] | 0:11.55 [4] | 1.15L | 0:33.74 | +2 |
| | | Georgina Cartwright | | 1000m | Overall | (0:05.11) | (0:11.02) | (0:10.91) | (0:11.18) | (0:11.01) | (0:11.55) | | | |
| 4 | 8 | CAPTAIN FOX | 2 | 68.3 | 0:05.33 | 1:00.96 [4] | 0:55.63 [6] | 0:44.40 [5] | 0:33.61 [5] | 0:22.31 [5] | 0:11.40 [5] | 2.21L | 0:33.61 | -2 |
| | | Sean Cormack | | 400m | Overall | (0:05.33) | (0:11.23) | (0:10.79) | (0:11.30) | (0:10.91) | (0:11.40) | | | |
| 5 | 9 | EYEWITNESS | 1 | 67.8 | 0:05.24 | 1:01.09 [5] | 0:55.85 [4] | 0:44.42 [6] | 0:33.58 [7] | 0:22.27 [7] | 0:11.35 [6] | 2.97L | 0:33.58 | -1 |
| | | Jackson Murphy | | 400m | Overall | (0:05.24) | (0:11.43) | (0:10.84) | (0:11.31) | (0:10.92) | (0:11.35) | | | |
| 6 | 2 | SIR ROCKET | 7 | 67.7 | 0:05.48 | 1:01.19 [6] | 0:55.71 [9] | 0:44.35 [9] | 0:33.43 [8] | 0:22.21 [8] | 0:11.27 [7] | 3.59L | 0:33.43 | +0 |
| | | Ryan Wiggins | | 400m | Overall | (0:05.48) | (0:11.36) | (0:10.92) | (0:11.22) | (0:10.94) | (0:11.27) | | | |
| 7 | 5 | ASPEN LAD | 5 | 69.1 | 0:05.12 | 1:01.32 [7] | 0:56.20 [3] | 0:45.34 [1] | 0:34.48 [1] | 0:23.29 [2] | 0:12.13 [3] | 4.37L | 0:34.48 | +5 |
| | | Adrian Layt | | 1000m | Overall | (0:05.12) | (0:10.86) | (0:10.86) | (0:11.19) | (0:11.16) | (0:12.13) | | | |
| 8 | 6 | FANAAR | 10 | 68.1 | 0:05.43 | 1:02.20 [8] | 0:56.77 [8] | 0:45.37 [8] | 0:34.43 [9] | 0:23.13 [9] | 0:11.80 [9] | 9.53L | 0:34.43 | +7 |
| | | Zac Sprie | | 1000m | Overall | (0:05.43) | (0:11.40) | (0:10.94) | (0:11.30) | (0:11.33) | (0:11.80) | | | |
| 9 | 10 | MISHANI FRAUDSTER | 6 | 68.0 | 0:05.34 | 1:02.86 [9] | 0:57.52 [7] | 0:46.17 [7] | 0:35.40 [6] | 0:24.20 [6] | 0:12.83 [8] | 13.42L | 0:35.40 | +1 |
| | | Chelsea Jokic | | 800m | Overall | (0:05.34) | (0:11.35) | (0:10.77) | (0:11.20) | (0:11.37) | (0:12.83) | | | |

Scratched: Flying Shamus (#11), Shamedy (#4)

[] Ranking at each section and finish
-:--:-- No data available at this section
NA No data available

SCN Saddle cloth number
DNF Did not finish
DNT Did not track



| | |
|--------------------------------|-------------------|
| Horse/Jockey Name | Cochrane |
| Final Rank | 1 |
| Fastest Section Time (Section) | 0:05.24 (Overall) |
| Top Speed [km/h] (Section) | 68.5 (800m) |
| Race State | Finished |



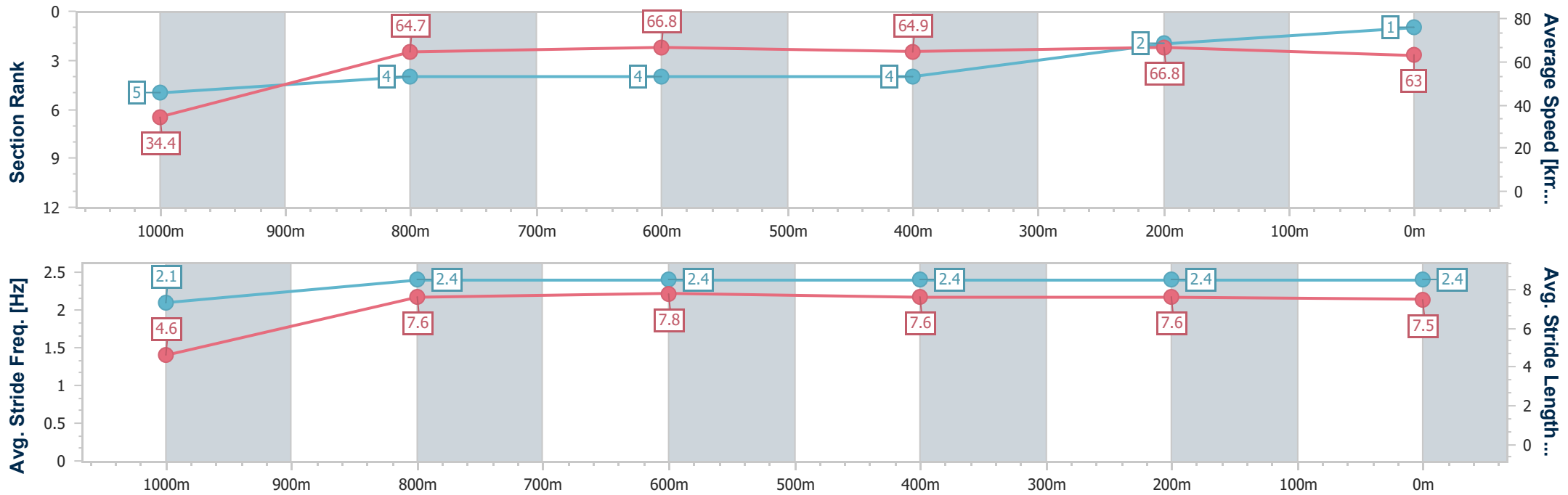
Mackay QLD Professional
Race 7: J & C ELECTRICAL SERVICES OPEN Handicap - 1050m



22 August 2024 - 16:35

Track Rating: Good 4, Weather: Fine, Rail Position: +3m Entire

| Section | Overall | 1000m | 800m | 600m | 400m | 200m |
|------------------------|--------------------------|--------------------------|--------------------------|--------------------------|--------------------------|--------------------------|
| Section Times | 1:00.58 [1] (0:05.24) | 0:55.34 [5] (0:11.16) | 0:44.18 [4] (0:10.78) | 0:33.40 [4] (0:11.12) | 0:22.28 [4] (0:10.86) | 0:11.42 [2] (0:11.42) |
| Average Speed [km/h] | 34.4 | 64.7 | 66.8 | 64.9 | 66.8 | 63.0 |
| Top Speed [km/h] | 58.1 | 67.0 | 68.5 | 66.6 | 67.9 | 67.1 |
| Avg. Dist. to Rail [m] | 1.9 | 1.6 | 0.4 | 1.2 | 3.6 | 4.6 |
| Avg. Stride Freq. [Hz] | 2.1 | 2.4 | 2.4 | 2.4 | 2.4 | 2.4 |
| Avg. Stride Length [m] | 4.6 | 7.6 | 7.8 | 7.6 | 7.6 | 7.5 |



- [] Ranking at each section and finish
- .-.- No data available at this section
- NA No data available



| | |
|--------------------------------|--------------------|
| Horse/Jockey Name | Blue Kentucky Moon |
| Final Rank | 2 |
| Fastest Section Time (Section) | 0:04.96 (Overall) |
| Top Speed [km/h] (Section) | 67.4 (800m) |
| Race State | Finished |



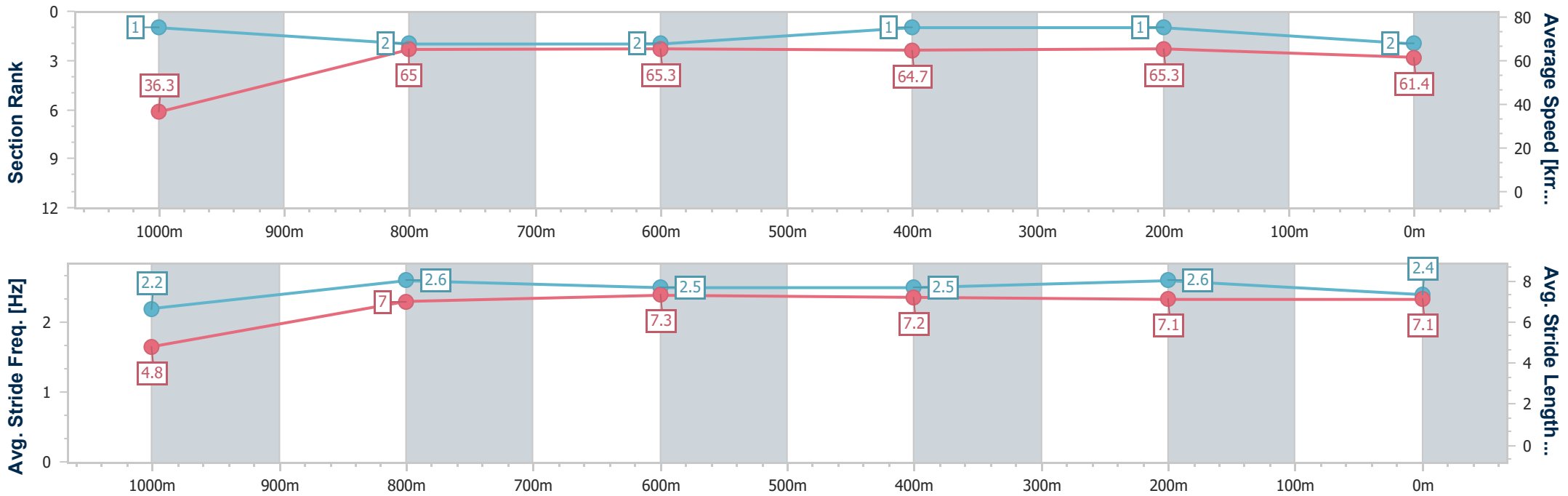
Mackay QLD Professional
Race 7: J & C ELECTRICAL SERVICES OPEN Handicap - 1050m



22 August 2024 - 16:35

Track Rating: Good 4, Weather: Fine, Rail Position: +3m Entire

| Section | Overall | 1000m | 800m | 600m | 400m | 200m |
|------------------------|--------------------------|--------------------------|--------------------------|--------------------------|--------------------------|--------------------------|
| Section Times | 1:00.63 [2] (0:04.96) | 0:55.67 [1] (0:11.05) | 0:44.62 [2] (0:10.91) | 0:33.71 [2] (0:10.94) | 0:22.77 [1] (0:11.05) | 0:11.72 [1] (0:11.72) |
| Average Speed [km/h] | 36.3 | 65.0 | 65.3 | 64.7 | 65.3 | 61.4 |
| Top Speed [km/h] | 57.8 | 66.6 | 67.4 | 65.2 | 66.4 | 64.7 |
| Avg. Dist. to Rail [m] | 4.0 | 1.7 | 2.0 | 2.5 | 2.4 | 2.1 |
| Avg. Stride Freq. [Hz] | 2.2 | 2.6 | 2.5 | 2.5 | 2.6 | 2.4 |
| Avg. Stride Length [m] | 4.8 | 7.0 | 7.3 | 7.2 | 7.1 | 7.1 |



- [] Ranking at each section and finish
- .-.- No data available at this section
- NA No data available



| | |
|--------------------------------|-------------------|
| Horse/Jockey Name | Leadership Spill |
| Final Rank | 3 |
| Fastest Section Time (Section) | 0:05.11 (Overall) |
| Top Speed [km/h] (Section) | 68.4 (1000m) |
| Race State | Finished |



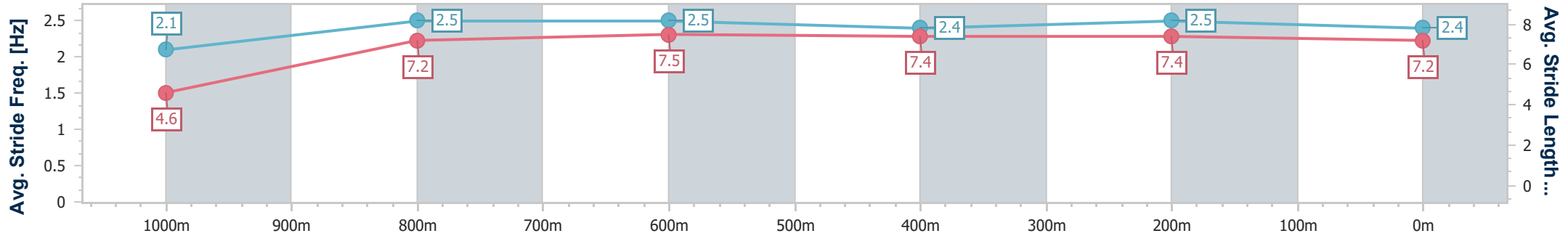
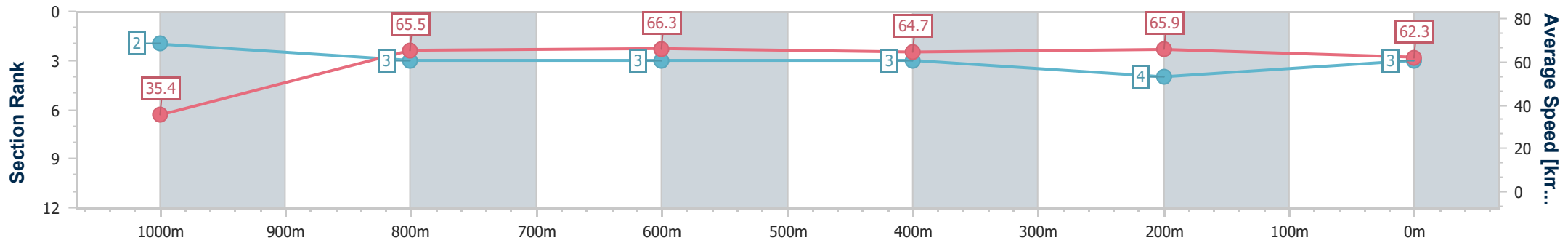
Mackay QLD Professional
Race 7: J & C ELECTRICAL SERVICES OPEN Handicap - 1050m



22 August 2024 - 16:35

Track Rating: Good 4, Weather: Fine, Rail Position: +3m Entire

| Section | Overall | 1000m | 800m | 600m | 400m | 200m |
|------------------------|--------------------------|--------------------------|--------------------------|--------------------------|--------------------------|--------------------------|
| Section Times | 1:00.78 [3] (0:05.11) | 0:55.67 [2] (0:11.02) | 0:44.65 [3] (0:10.91) | 0:33.74 [3] (0:11.18) | 0:22.56 [3] (0:11.01) | 0:11.55 [4] (0:11.55) |
| Average Speed [km/h] | 35.4 | 65.5 | 66.3 | 64.7 | 65.9 | 62.3 |
| Top Speed [km/h] | 58.9 | 68.4 | 67.4 | 65.9 | 66.4 | 65.7 |
| Avg. Dist. to Rail [m] | 1.5 | 1.1 | 0.9 | 1.3 | 3.2 | 3.7 |
| Avg. Stride Freq. [Hz] | 2.1 | 2.5 | 2.5 | 2.4 | 2.5 | 2.4 |
| Avg. Stride Length [m] | 4.6 | 7.2 | 7.5 | 7.4 | 7.4 | 7.2 |



- [] Ranking at each section and finish
- .-.- No data available at this section
- NA No data available



| | |
|--------------------------------|-------------------|
| Horse/Jockey Name | Captain Fox |
| Final Rank | 4 |
| Fastest Section Time (Section) | 0:05.33 (Overall) |
| Top Speed [km/h] (Section) | 68.3 (400m) |
| Race State | Finished |



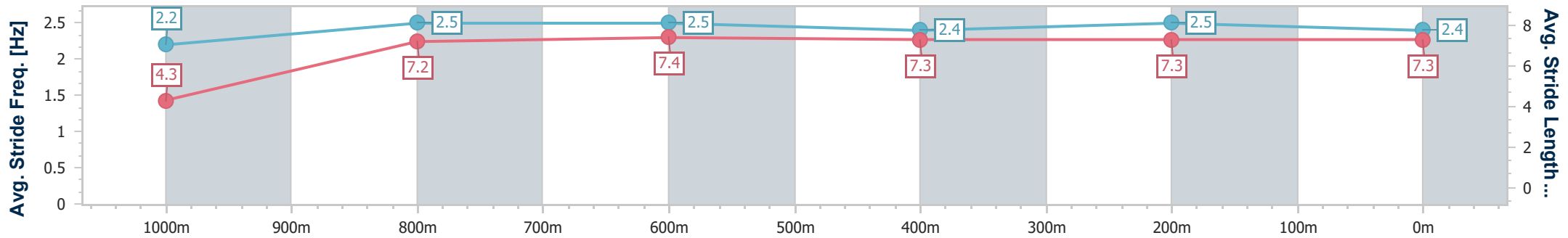
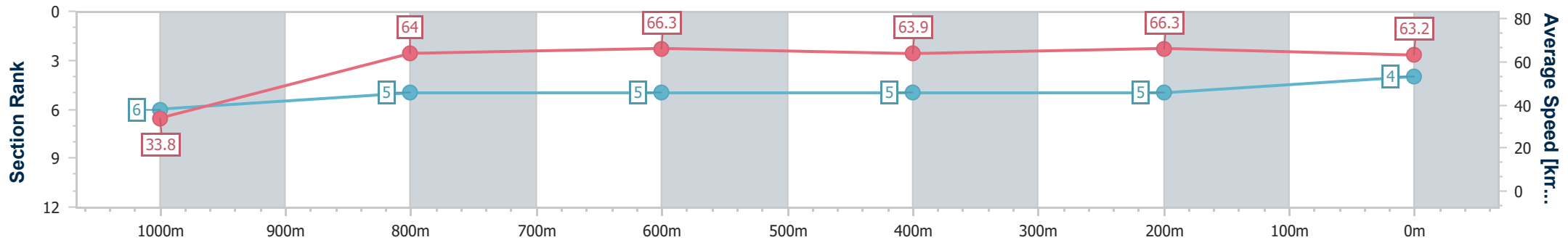
Mackay QLD Professional
Race 7: J & C ELECTRICAL SERVICES OPEN Handicap - 1050m



22 August 2024 - 16:35

Track Rating: Good 4, Weather: Fine, Rail Position: +3m Entire

| Section | Overall | 1000m | 800m | 600m | 400m | 200m |
|------------------------|--------------------------|--------------------------|--------------------------|--------------------------|--------------------------|--------------------------|
| Section Times | 1:00.96 [4] (0:05.33) | 0:55.63 [6] (0:11.23) | 0:44.40 [5] (0:10.79) | 0:33.61 [5] (0:11.30) | 0:22.31 [5] (0:10.91) | 0:11.40 [5] (0:11.40) |
| Average Speed [km/h] | 33.8 | 64.0 | 66.3 | 63.9 | 66.3 | 63.2 |
| Top Speed [km/h] | 57.6 | 67.1 | 67.0 | 65.3 | 68.3 | 66.1 |
| Avg. Dist. to Rail [m] | 0.5 | 0.9 | 1.6 | 1.4 | 3.6 | 5.8 |
| Avg. Stride Freq. [Hz] | 2.2 | 2.5 | 2.5 | 2.4 | 2.5 | 2.4 |
| Avg. Stride Length [m] | 4.3 | 7.2 | 7.4 | 7.3 | 7.3 | 7.3 |



- [] Ranking at each section and finish
- .-.- No data available at this section
- NA No data available



| | |
|--------------------------------|-------------------|
| Horse/Jockey Name | Eyewitness |
| Final Rank | 5 |
| Fastest Section Time (Section) | 0:05.24 (Overall) |
| Top Speed [km/h] (Section) | 67.8 (400m) |
| Race State | Finished |



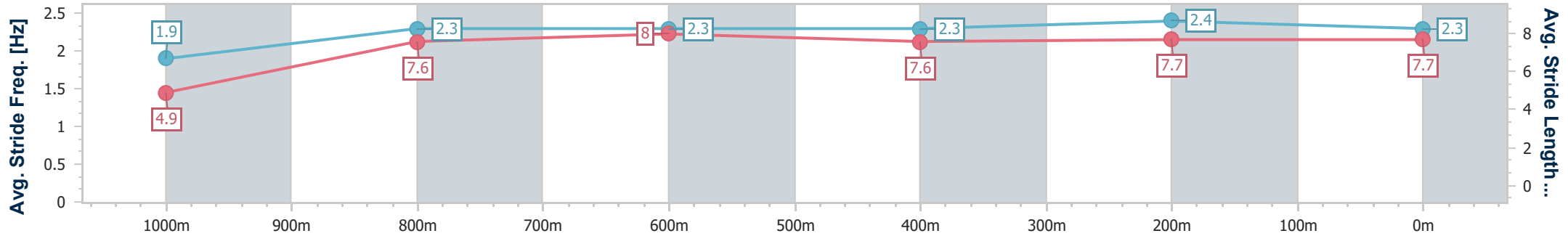
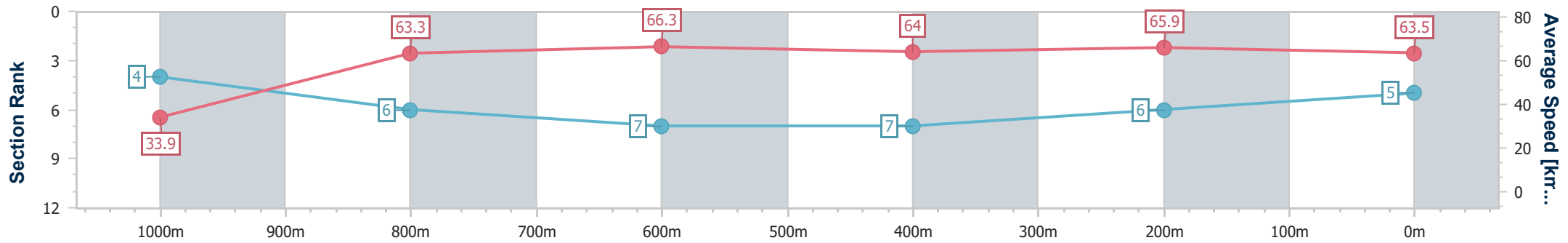
Mackay QLD Professional
Race 7: J & C ELECTRICAL SERVICES OPEN Handicap - 1050m



22 August 2024 - 16:35

Track Rating: Good 4, Weather: Fine, Rail Position: +3m Entire

| Section | Overall | 1000m | 800m | 600m | 400m | 200m |
|------------------------|--------------------------|--------------------------|--------------------------|--------------------------|--------------------------|--------------------------|
| Section Times | 1:01.09 [5] (0:05.24) | 0:55.85 [4] (0:11.43) | 0:44.42 [6] (0:10.84) | 0:33.58 [7] (0:11.31) | 0:22.27 [7] (0:10.92) | 0:11.35 [6] (0:11.35) |
| Average Speed [km/h] | 33.9 | 63.3 | 66.3 | 64.0 | 65.9 | 63.5 |
| Top Speed [km/h] | 57.1 | 66.8 | 67.6 | 65.3 | 67.8 | 66.1 |
| Avg. Dist. to Rail [m] | 1.7 | 0.9 | 0.5 | 0.5 | 3.3 | 6.3 |
| Avg. Stride Freq. [Hz] | 1.9 | 2.3 | 2.3 | 2.3 | 2.4 | 2.3 |
| Avg. Stride Length [m] | 4.9 | 7.6 | 8.0 | 7.6 | 7.7 | 7.7 |



- [] Ranking at each section and finish
- .-.- No data available at this section
- NA No data available



| | |
|--------------------------------|-------------------|
| Horse/Jockey Name | Sir Rocket |
| Final Rank | 6 |
| Fastest Section Time (Section) | 0:05.48 (Overall) |
| Top Speed [km/h] (Section) | 67.7 (400m) |
| Race State | Finished |



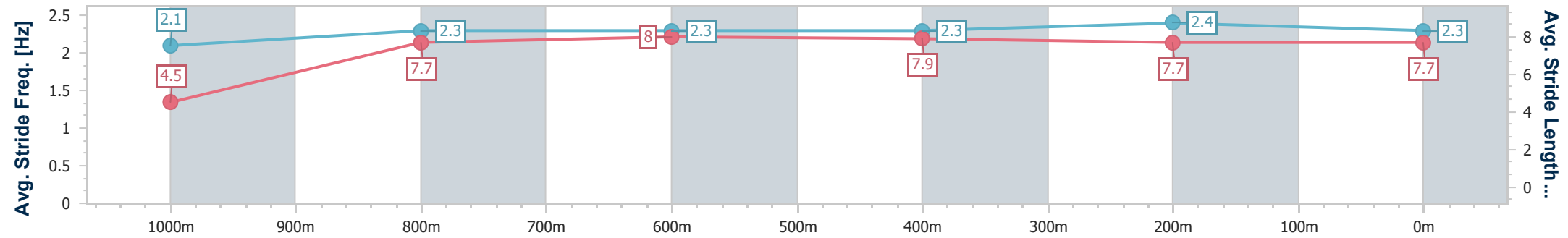
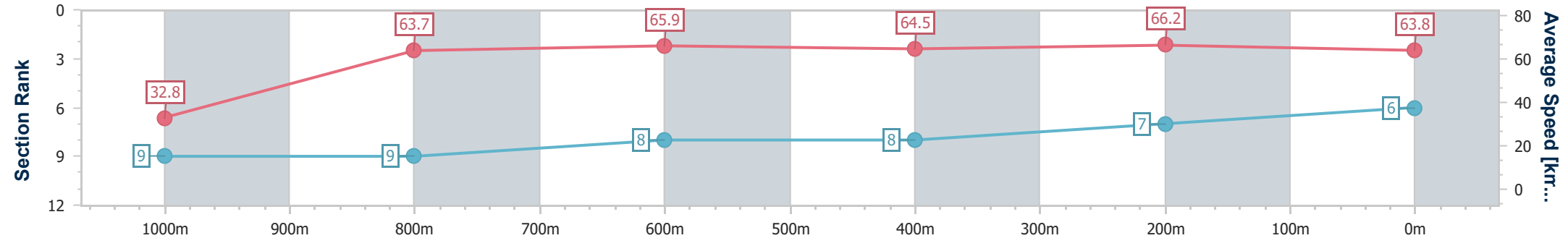
Mackay QLD Professional
Race 7: J & C ELECTRICAL SERVICES OPEN Handicap - 1050m



22 August 2024 - 16:35

Track Rating: Good 4, Weather: Fine, Rail Position: +3m Entire

| Section | Overall | 1000m | 800m | 600m | 400m | 200m |
|------------------------|--------------------------|--------------------------|--------------------------|--------------------------|--------------------------|--------------------------|
| Section Times | 1:01.19 [6] (0:05.48) | 0:55.71 [9] (0:11.36) | 0:44.35 [9] (0:10.92) | 0:33.43 [8] (0:11.22) | 0:22.21 [8] (0:10.94) | 0:11.27 [7] (0:11.27) |
| Average Speed [km/h] | 32.8 | 63.7 | 65.9 | 64.5 | 66.2 | 63.8 |
| Top Speed [km/h] | 54.6 | 67.0 | 66.4 | 66.2 | 67.7 | 66.6 |
| Avg. Dist. to Rail [m] | 4.6 | 2.2 | 0.6 | 0.8 | 3.3 | 4.0 |
| Avg. Stride Freq. [Hz] | 2.1 | 2.3 | 2.3 | 2.3 | 2.4 | 2.3 |
| Avg. Stride Length [m] | 4.5 | 7.7 | 8.0 | 7.9 | 7.7 | 7.7 |



- [] Ranking at each section and finish
- .-.- No data available at this section
- NA No data available



| | |
|--------------------------------|-------------------|
| Horse/Jockey Name | Aspen Lad |
| Final Rank | 7 |
| Fastest Section Time (Section) | 0:05.12 (Overall) |
| Top Speed [km/h] (Section) | 69.1 (1000m) |
| Race State | Finished |



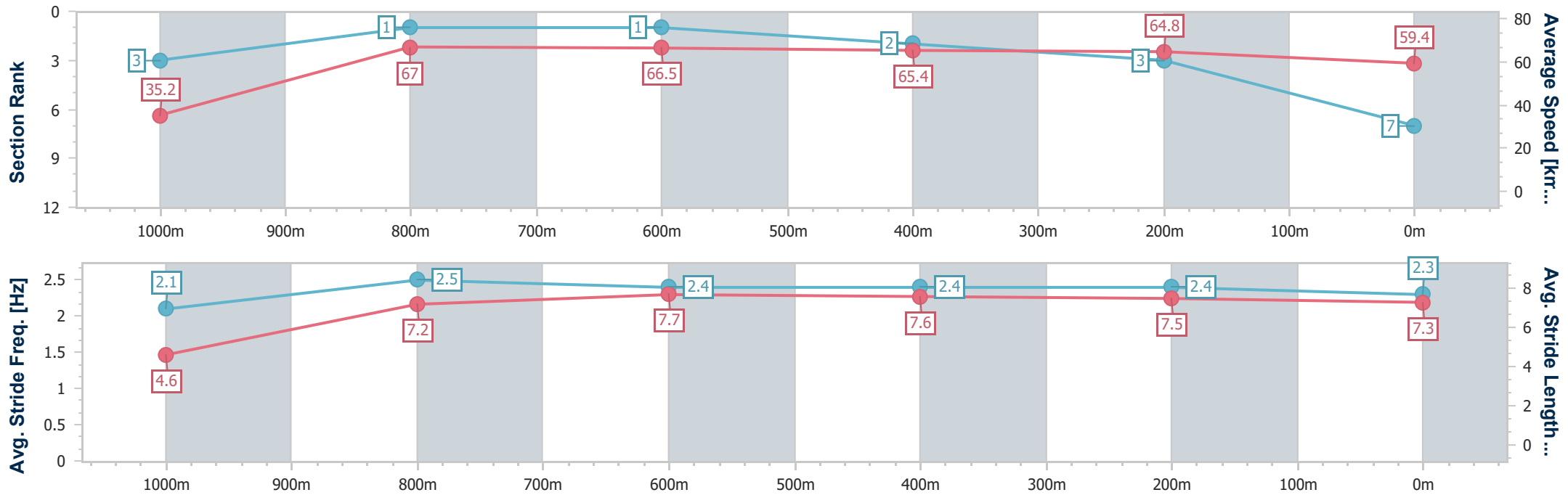
Mackay QLD Professional
Race 7: J & C ELECTRICAL SERVICES OPEN Handicap - 1050m



22 August 2024 - 16:35

Track Rating: Good 4, Weather: Fine, Rail Position: +3m Entire

| Section | Overall | 1000m | 800m | 600m | 400m | 200m |
|------------------------|--------------------------|--------------------------|--------------------------|--------------------------|--------------------------|--------------------------|
| Section Times | 1:01.32 [7] (0:05.12) | 0:56.20 [3] (0:10.86) | 0:45.34 [1] (0:10.86) | 0:34.48 [1] (0:11.19) | 0:23.29 [2] (0:11.16) | 0:12.13 [3] (0:12.13) |
| Average Speed [km/h] | 35.2 | 67.0 | 66.5 | 65.4 | 64.8 | 59.4 |
| Top Speed [km/h] | 58.7 | 69.1 | 67.8 | 66.6 | 66.7 | 63.6 |
| Avg. Dist. to Rail [m] | 2.9 | 3.7 | 1.1 | 2.2 | 4.0 | 3.1 |
| Avg. Stride Freq. [Hz] | 2.1 | 2.5 | 2.4 | 2.4 | 2.4 | 2.3 |
| Avg. Stride Length [m] | 4.6 | 7.2 | 7.7 | 7.6 | 7.5 | 7.3 |



- [] Ranking at each section and finish
- .-.-.- No data available at this section
- NA No data available



| | |
|--------------------------------|-------------------|
| Horse/Jockey Name | Fanaar |
| Final Rank | 8 |
| Fastest Section Time (Section) | 0:05.43 (Overall) |
| Top Speed [km/h] (Section) | 68.1 (1000m) |
| Race State | Finished |



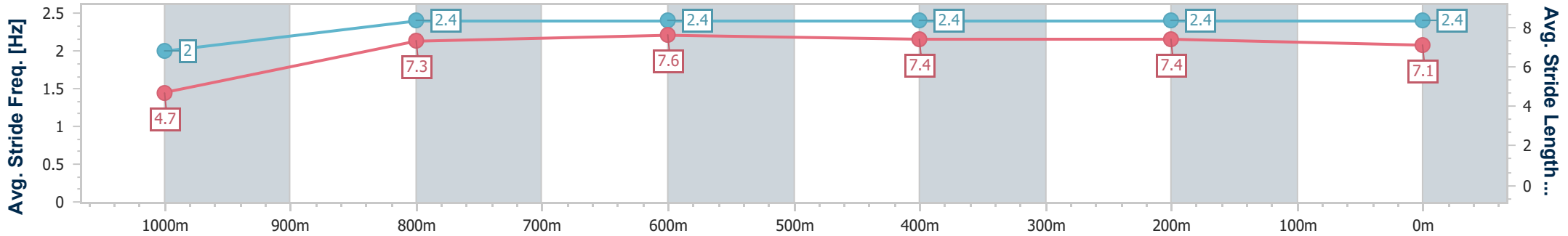
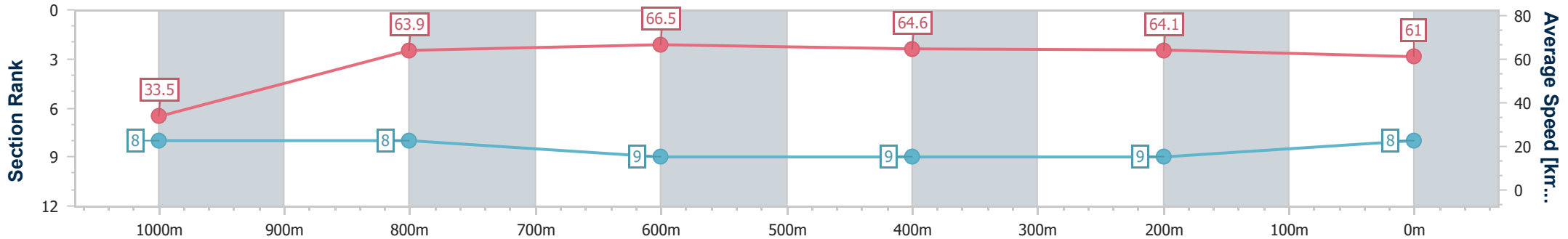
Mackay QLD Professional
Race 7: J & C ELECTRICAL SERVICES OPEN Handicap - 1050m



22 August 2024 - 16:35

Track Rating: Good 4, Weather: Fine, Rail Position: +3m Entire

| Section | Overall | 1000m | 800m | 600m | 400m | 200m |
|------------------------|--------------------------|--------------------------|--------------------------|--------------------------|--------------------------|--------------------------|
| Section Times | 1:02.20 [8] (0:05.43) | 0:56.77 [8] (0:11.40) | 0:45.37 [8] (0:10.94) | 0:34.43 [9] (0:11.30) | 0:23.13 [9] (0:11.33) | 0:11.80 [9] (0:11.80) |
| Average Speed [km/h] | 33.5 | 63.9 | 66.5 | 64.6 | 64.1 | 61.0 |
| Top Speed [km/h] | 55.9 | 68.1 | 67.8 | 66.0 | 65.2 | 65.0 |
| Avg. Dist. to Rail [m] | 7.2 | 5.6 | 2.7 | 2.1 | 5.1 | 3.9 |
| Avg. Stride Freq. [Hz] | 2.0 | 2.4 | 2.4 | 2.4 | 2.4 | 2.4 |
| Avg. Stride Length [m] | 4.7 | 7.3 | 7.6 | 7.4 | 7.4 | 7.1 |



- [] Ranking at each section and finish
- .-.- No data available at this section
- NA No data available



| | |
|--------------------------------|-------------------|
| Horse/Jockey Name | Mishani Fraudster |
| Final Rank | 9 |
| Fastest Section Time (Section) | 0:05.34 (Overall) |
| Top Speed [km/h] (Section) | 68.0 (800m) |
| Race State | Finished |



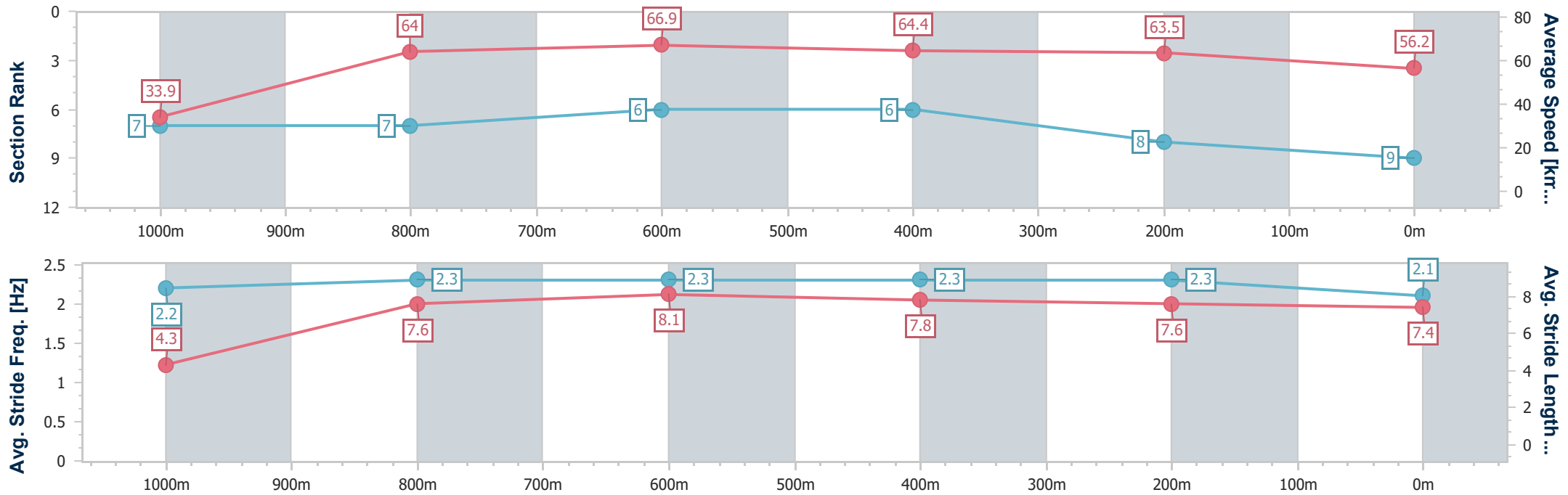
Mackay QLD Professional
Race 7: J & C ELECTRICAL SERVICES OPEN Handicap - 1050m



22 August 2024 - 16:35

Track Rating: Good 4, Weather: Fine, Rail Position: +3m Entire

| Section | Overall | 1000m | 800m | 600m | 400m | 200m |
|------------------------|--------------------------|--------------------------|--------------------------|--------------------------|--------------------------|--------------------------|
| Section Times | 1:02.86 [9] (0:05.34) | 0:57.52 [7] (0:11.35) | 0:46.17 [7] (0:10.77) | 0:35.40 [6] (0:11.20) | 0:24.20 [6] (0:11.37) | 0:12.83 [8] (0:12.83) |
| Average Speed [km/h] | 33.9 | 64.0 | 66.9 | 64.4 | 63.5 | 56.2 |
| Top Speed [km/h] | 55.3 | 66.9 | 68.0 | 66.1 | 65.3 | 62.2 |
| Avg. Dist. to Rail [m] | 3.8 | 3.9 | 0.7 | 0.8 | 4.7 | 5.8 |
| Avg. Stride Freq. [Hz] | 2.2 | 2.3 | 2.3 | 2.3 | 2.3 | 2.1 |
| Avg. Stride Length [m] | 4.3 | 7.6 | 8.1 | 7.8 | 7.6 | 7.4 |



- [] Ranking at each section and finish
- .-.- No data available at this section
- NA No data available



Mackay QLD Professional
Race 8: RACING AGAIN THURSDAY 5TH SEPTEMBER BENCHMARK 60
Handicap - 1800m
22 August 2024 - 17:13



MACKAY TURF CLUB
 Ooralea Racecourse

Track Rating: Good 4, Weather: Fine, Rail Position: +3m Entire

| Section | | Overall | 1600m | 1400m | 1200m | 1000m | 800m | 600m | Last 600m | | | | |
|-------------|------------------------------------|----------------------|----------------------|----------------------|---------------------------|---------------------------|---------------------------|---------------------------|---------------------------|---------------------------|---------------------------|---------|------------------------|
| Field Times | | 1:51.87 (0:14.61) | 1:37.26 (0:12.10) | 1:25.16 (0:12.50) | 1:12.66 (0:12.59) | 1:00.07 (0:12.40) | 0:47.67 (0:11.51) | 0:36.16 (0:11.77) | 0:36.16 | | | | |
| Rank | TAB Horse/Jockey | Barrier | Top Speed [km/h] | Fastest Section | | | | | | | | | Distance Travelled [m] |
| 1 | 6 VANCOUVER BAY Ashley Butler | 9 | 63.4 800m | 0:11.59 800m | 1:51.87 [1] (0:14.71) | 1:37.16 [2] (0:12.10) | 1:25.06 [2] (0:12.40) | 1:12.66 [1] (0:12.59) | 1:00.07 [1] (0:12.40) | 0:47.67 [1] (0:11.59) | 0:36.08 [2] (0:11.72) | 0:36.08 | |
| 2 | 8 BLUE SWIMMER Michael Murphy | 5 | 64.4 600m | 0:11.64 400m | 1:52.00 [2] (0:14.83) | 1:37.17 [3] (0:12.14) | 1:25.03 [3] (0:12.68) | 1:12.35 [4] (0:12.66) | 0:59.69 [4] (0:12.54) | 0:47.15 [6] (0:11.69) | 0:35.46 [6] (0:11.66) | 0:35.46 | -3 |
| 3 | 7 LEICA BITA FUN Adrian Layt | 13 | 65.1 1600m | 0:11.51 800m | 1:52.31 [3] (0:14.61) | 1:37.70 [1] (0:12.10) | 1:25.60 [1] (0:12.70) | 1:12.90 [2] (0:12.65) | 1:00.25 [2] (0:12.50) | 0:47.75 [4] (0:11.51) | 0:36.24 [3] (0:11.69) | 0:36.24 | -9 |
| 4 | 2 MURRAJONG ROAD Zac Sprie | 2 | 63.7 400m | 0:11.57 800m | 1:52.38 [4] (0:15.08) | 1:37.30 [6] (0:12.03) | 1:25.27 [5] (0:12.61) | 1:12.66 [5] (0:12.64) | 1:00.02 [5] (0:12.41) | 0:47.61 [5] (0:11.57) | 0:36.04 [5] (0:11.74) | 0:36.04 | -2 |
| 5 | 4 MOTAMAYIZ Nikki Olzard | 3 | 63.1 800m | 0:11.57 800m | 1:52.62 [5] (0:15.07) | 1:37.55 [5] (0:11.98) | 1:25.57 [4] (0:12.38) | 1:13.19 [3] (0:12.70) | 1:00.49 [3] (0:12.41) | 0:48.08 [3] (0:11.57) | 0:36.51 [4] (0:11.77) | 0:36.51 | -7 |
| 6 | 11 PATTI WAGGIN Chris Whiteley | 14 | 63.9 800m | 0:11.47 800m | 1:52.64 [6] (0:15.31) | 1:37.33 [7] (0:12.11) | 1:25.22 [7] (0:12.61) | 1:12.61 [7] (0:12.39) | 1:00.22 [6] (0:11.82) | 0:48.40 [2] (0:11.47) | 0:36.93 [1] (0:11.77) | 0:36.93 | -4 |
| 7 | 13 TORQUE ESPAGNA Chelsea Jokic | 8 | 63.6 800m | 0:11.58 800m | 1:52.82 [7] (0:15.59) | 1:37.23 [9] (0:12.10) | 1:25.13 [9] (0:12.69) | 1:12.44 [8] (0:12.48) | 0:59.96 [9] (0:12.41) | 0:47.55 [9] (0:11.58) | 0:35.97 [8] (0:11.76) | 0:35.97 | -6 |
| 8 | 12 ZELSON Nathan Thomas | 10 | 63.1 800m | 0:11.65 400m | 1:52.83 [8] (0:15.76) | 1:37.07 [10] (0:12.04) | 1:25.03 [10] (0:12.79) | 1:12.24 [10] (0:12.46) | 0:59.78 [12] (0:12.54) | 0:47.24 [12] (0:11.71) | 0:35.53 [12] (0:11.87) | 0:35.53 | -3 |
| 9 | 9 BRAIN FOG Warwick Satherley | 11 | 64.1 800m | 0:11.59 800m | 1:52.83 [9] (0:15.90) | 1:36.93 [11] (0:12.14) | 1:24.79 [11] (0:12.61) | 1:12.18 [11] (0:12.39) | 0:59.79 [11] (0:12.40) | 0:47.39 [11] (0:11.59) | 0:35.80 [11] (0:11.79) | 0:35.80 | +0 |
| 10 | 1 HARBELLE Sean Cormack | 1 | 63.3 800m | 0:11.62 800m | 1:52.87 [10] (0:14.99) | 1:37.88 [4] (0:12.23) | 1:25.65 [6] (0:12.79) | 1:12.86 [6] (0:12.54) | 1:00.32 [7] (0:12.60) | 0:47.72 [7] (0:11.62) | 0:36.10 [7] (0:11.88) | 0:36.10 | -5 |

Scratched: Volarchi (#14), Tycoon Baby (#5)

[] Ranking at each section and finish
 -:-:- No data available at this section
 NA No data available
 SCN Saddle cloth number
 DNF Did not finish
 DNT Did not track



Mackay QLD Professional
Race 8: RACING AGAIN THURSDAY 5TH SEPTEMBER BENCHMARK 60
Handicap - 1800m
22 August 2024 - 17:13



MACKAY TURF CLUB
 Ooralea Racecourse

Track Rating: Good 4, Weather: Fine, Rail Position: +3m Entire

| Section | Overall | 1600m | 1400m | 1200m | 1000m | 800m | 600m | Last 600m | | | | | | |
|-------------|----------------------|--|----------------------|----------------------|----------------------|----------------------|----------------------|--------------|--------------|--------------|--------------|--------------|---------|----|
| Field Times | 1:51.87 (0:14.61) | 1:37.26 (0:12.10) | 1:25.16 (0:12.50) | 1:12.66 (0:12.59) | 1:00.07 (0:12.40) | 0:47.67 (0:11.51) | 0:36.16 (0:11.77) | 0:36.16 | | | | | | |
| Rank | TAB | Horse/Jockey | Barrier | Top Speed [km/h] | Fastest Section | | | | | | | | | |
| 11 | 3 | BROMES Jackson Murphy | 6 | 64.3 | 0:11.64 | 1:52.99 [11] | 1:37.49 [8] | 1:25.49 [8] | 1:12.59 [9] | 1:00.16 [8] | 0:47.61 [10] | 0:35.97 [9] | 0:35.97 | -3 |
| | | | | Overall | 800m | (0:15.50) | (0:12.00) | (0:12.90) | (0:12.43) | (0:12.55) | (0:11.64) | (0:11.79) | | |
| 12 | 10 | LETS TORQUE A DEEL Leah Martyn | 7 | 62.9 | 0:11.85 | 1:53.73 [12] | 1:37.68 [12] | 1:25.41 [12] | 1:13.07 [12] | 1:00.84 [10] | 0:48.55 [8] | 0:36.70 [10] | 0:36.70 | +8 |
| | | | | 800m | 800m | (0:16.05) | (0:12.27) | (0:12.34) | (0:12.23) | (0:12.29) | (0:11.85) | (0:12.16) | | |

Scratched: Volarchi (#14), Tycoon Baby (#5)

[] Ranking at each section and finish
 -:-:- No data available at this section
 NA No data available

SCN Saddle cloth number
 DNF Did not finish
 DNT Did not track



Mackay QLD Professional
Race 8: RACING AGAIN THURSDAY 5TH SEPTEMBER BENCHMARK 60
Handicap - 1800m
22 August 2024 - 17:13



Track Rating: Good 4, Weather: Fine, Rail Position: +3m Entire

| Section | | | | 400m | 200m | | | Last 600m | | | |
|-------------|-----|--|---------|----------------------|----------------------|---------------------------|---------------------------|-----------|--|------------------------|----|
| Field Times | | | | 0:24.39 (0:11.86) | 0:12.53 (0:12.53) | | | 0:36.16 | | | |
| Rank | TAB | Horse/Jockey | Barrier | Top Speed [km/h] | Fastest Section | Margin | | | | Distance Travelled [m] | |
| 1 | 6 | VANCOUVER BAY Ashley Butler | 9 | 63.4 800m | 0:11.59 800m | 0:24.36 [2] (0:11.83) | 0:12.53 [1] (0:12.53) | 1:51.87 | | 0:36.08 | |
| 2 | 8 | BLUE SWIMMER Michael Murphy | 5 | 64.4 600m | 0:11.64 400m | 0:23.80 [6] (0:11.64) | 0:12.16 [5] (0:12.16) | 0.75L | | 0:35.46 | -3 |
| 3 | 7 | LEICA BITA FUN Adrian Layt | 13 | 65.1 1600m | 0:11.51 800m | 0:24.55 [3] (0:12.03) | 0:12.52 [4] (0:12.52) | 2.58L | | 0:36.24 | -9 |
| 4 | 2 | MURRAJONG ROAD Zac Sprie | 2 | 63.7 400m | 0:11.57 800m | 0:24.30 [5] (0:11.70) | 0:12.60 [3] (0:12.60) | 3.01L | | 0:36.04 | -2 |
| 5 | 4 | MOTAMAYIZ Nikki Olzard | 3 | 63.1 800m | 0:11.57 800m | 0:24.74 [4] (0:11.98) | 0:12.76 [6] (0:12.76) | 4.42L | | 0:36.51 | -7 |
| 6 | 11 | PATTI WAGGIN Chris Whiteley | 14 | 63.9 800m | 0:11.47 800m | 0:25.16 [1] (0:12.16) | 0:13.00 [2] (0:13.00) | 4.53L | | 0:36.93 | -4 |
| 7 | 13 | TORQUE ESPAGNA Chelsea Jokic | 8 | 63.6 800m | 0:11.58 800m | 0:24.21 [7] (0:11.83) | 0:12.38 [7] (0:12.38) | 5.59L | | 0:35.97 | -6 |
| 8 | 12 | ZELSON Nathan Thomas | 10 | 63.1 800m | 0:11.65 400m | 0:23.66 [11] (0:11.65) | 0:12.01 [11] (0:12.01) | 5.61L | | 0:35.53 | -3 |
| 9 | 9 | BRAIN FOG Warwick Satherley | 11 | 64.1 800m | 0:11.59 800m | 0:24.01 [10] (0:11.75) | 0:12.26 [9] (0:12.26) | 5.65L | | 0:35.80 | +0 |
| 10 | 1 | HARBELLE Sean Cormack | 1 | 63.3 800m | 0:11.62 800m | 0:24.22 [8] (0:11.88) | 0:12.34 [8] (0:12.34) | 5.87L | | 0:36.10 | -5 |

Scratched: Volarchi (#14), Tycoon Baby (#5)

[] Ranking at each section and finish
 -:-:- No data available at this section
 NA No data available

SCN Saddle cloth number
 DNF Did not finish
 DNT Did not track



Mackay QLD Professional
Race 8: RACING AGAIN THURSDAY 5TH SEPTEMBER BENCHMARK 60
Handicap - 1800m
22 August 2024 - 17:13



MACKAY TURF CLUB
 Ooralea Racecourse

Track Rating: Good 4, Weather: Fine, Rail Position: +3m Entire

| Section | | | 400m | 200m | | | Last 600m |
|-------------|-----|---------------------------|----------------------|----------------------|-----------------|---------------------------|------------------------|
| Field Times | | | 0:24.39 (0:11.86) | 0:12.53 (0:12.53) | | | 0:36.16 |
| Rank | TAB | Horse/Jockey | Barrier | Top Speed [km/h] | Fastest Section | Margin | Distance Travelled [m] |
| 11 | 3 | BROMES | 6 | 64.3 | 0:11.64 | 0:24.18 [9] 0:12.41 [10] | 6.57L 0:35.97 -3 |
| | | Jackson Murphy | | Overall | 800m | (0:11.77) (0:12.41) | |
| 12 | 10 | LETS TORQUE A DEEL | 7 | 62.9 | 0:11.85 | 0:24.54 [12] 0:12.35 [12] | 10.92L 0:36.70 +8 |
| | | Leah Martyn | | 800m | 800m | (0:12.19) (0:12.35) | |

Scratched: Volarchi (#14), Tycoon Baby (#5)

[] Ranking at each section and finish
 -:-:-:- No data available at this section
 NA No data available

SCN Saddle cloth number
 DNF Did not finish
 DNT Did not track



| | |
|--------------------------------|----------------|
| Horse/Jockey Name | Vancouver Bay |
| Final Rank | 1 |
| Fastest Section Time (Section) | 0:11.59 (800m) |
| Top Speed [km/h] (Section) | 63.4 (800m) |
| Race State | Finished |



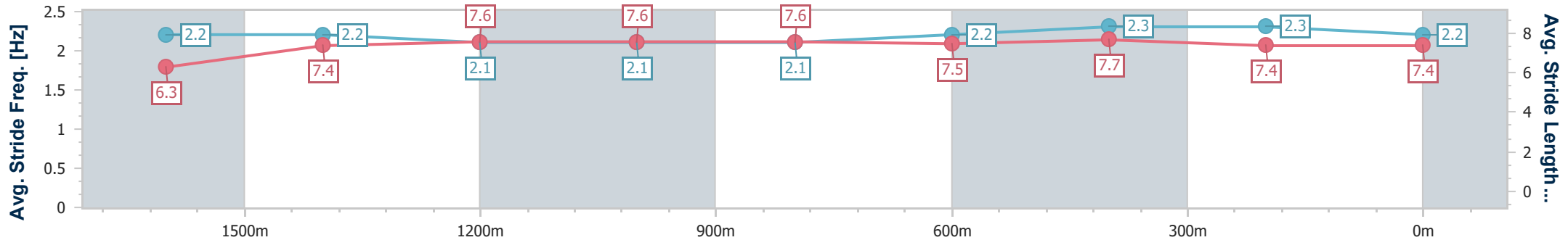
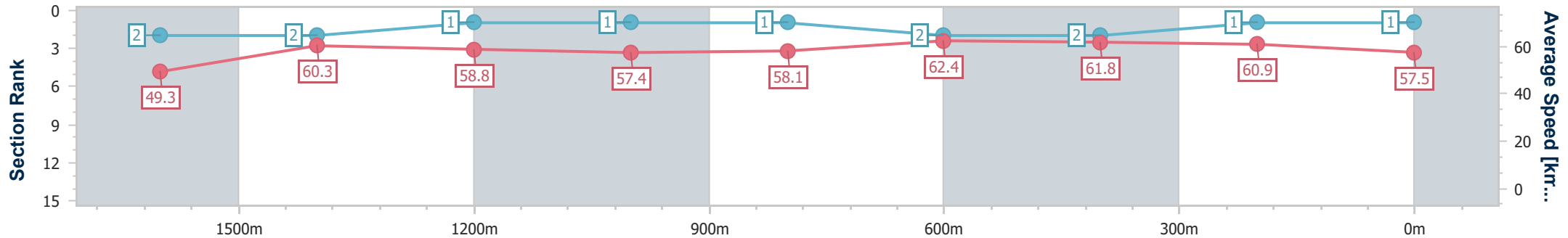
Mackay QLD Professional
Race 8: RACING AGAIN THURSDAY 5TH SEPTEMBER
BENCHMARK 60 Handicap - 1800m



22 August 2024 - 17:13

Track Rating: Good 4, Weather: Fine, Rail Position: +3m Entire

| Section | Overall | 1600m | 1400m | 1200m | 1000m | 800m | 600m | 400m | 200m |
|------------------------|--------------------------|--------------------------|--------------------------|--------------------------|--------------------------|--------------------------|--------------------------|--------------------------|--------------------------|
| Section Times | 1:51.87 [1] (0:14.71) | 1:37.16 [2] (0:12.10) | 1:25.06 [2] (0:12.40) | 1:12.66 [1] (0:12.59) | 1:00.07 [1] (0:12.40) | 0:47.67 [1] (0:11.59) | 0:36.08 [2] (0:11.72) | 0:24.36 [2] (0:11.83) | 0:12.53 [1] (0:12.53) |
| Average Speed [km/h] | 49.3 | 60.3 | 58.8 | 57.4 | 58.1 | 62.4 | 61.8 | 60.9 | 57.5 |
| Top Speed [km/h] | 62.5 | 61.5 | 59.2 | 58.9 | 62.2 | 63.4 | 62.5 | 61.7 | 59.6 |
| Avg. Dist. to Rail [m] | 6.5 | 1.9 | 1.9 | 0.9 | 0.7 | 1.0 | 1.4 | 1.8 | 2.0 |
| Avg. Stride Freq. [Hz] | 2.2 | 2.2 | 2.1 | 2.1 | 2.1 | 2.2 | 2.3 | 2.3 | 2.2 |
| Avg. Stride Length [m] | 6.3 | 7.4 | 7.6 | 7.6 | 7.6 | 7.5 | 7.7 | 7.4 | 7.4 |



- [] Ranking at each section and finish
- .-.- No data available at this section
- NA No data available



| | |
|--------------------------------|----------------|
| Horse/Jockey Name | Blue Swimmer |
| Final Rank | 2 |
| Fastest Section Time (Section) | 0:11.64 (400m) |
| Top Speed [km/h] (Section) | 64.4 (600m) |
| Race State | Finished |



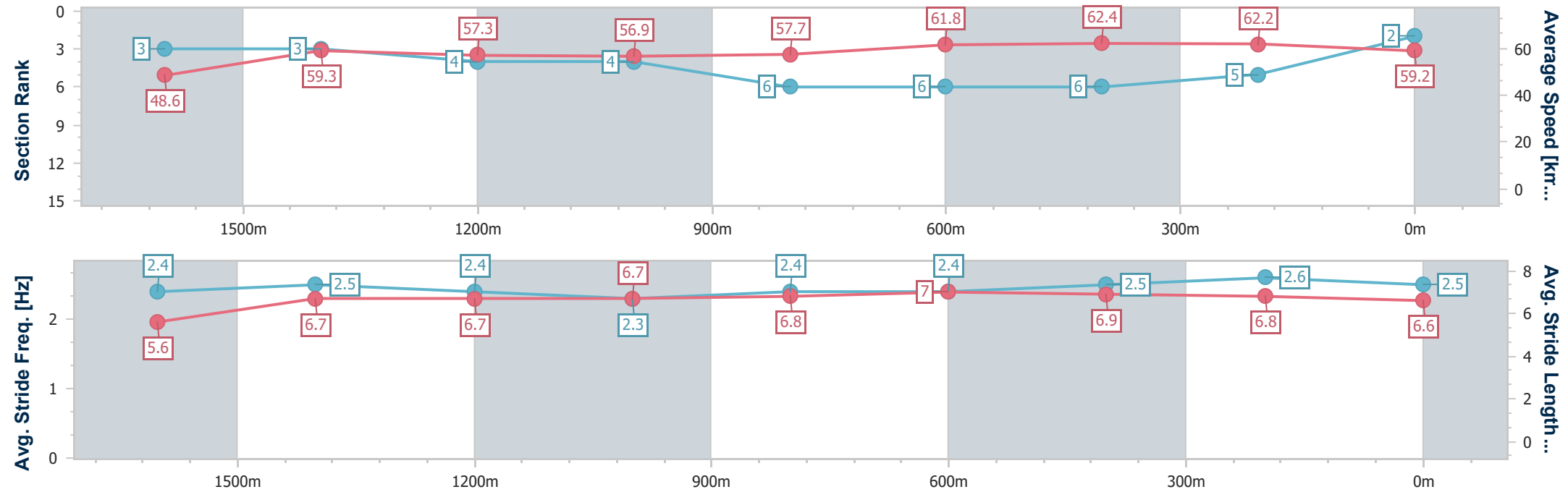
Mackay QLD Professional
 Race 8: RACING AGAIN THURSDAY 5TH SEPTEMBER
 BENCHMARK 60 Handicap - 1800m



22 August 2024 - 17:13

Track Rating: Good 4, Weather: Fine, Rail Position: +3m Entire

| Section | Overall | 1600m | 1400m | 1200m | 1000m | 800m | 600m | 400m | 200m | | | | |
|------------------------|--------------------------|--------------------------|--------------------------|--------------------------|--------------------------|--------------------------|--------------------------|--------------------------|--------------------------|--|--|--|--|
| Section Times | 1:52.00 [2] (0:14.83) | 1:37.17 [3] (0:12.14) | 1:25.03 [3] (0:12.68) | 1:12.35 [4] (0:12.66) | 0:59.69 [4] (0:12.54) | 0:47.15 [6] (0:11.69) | 0:35.46 [6] (0:11.66) | 0:23.80 [6] (0:11.64) | 0:12.16 [5] (0:12.16) | | | | |
| Average Speed [km/h] | 48.6 | 59.3 | 57.3 | 56.9 | 57.7 | 61.8 | 62.4 | 62.2 | 59.2 | | | | |
| Top Speed [km/h] | 62.1 | 61.1 | 58.3 | 58.4 | 60.3 | 63.4 | 64.4 | 62.7 | 62.5 | | | | |
| Avg. Dist. to Rail [m] | 3.4 | 0.2 | 1.4 | 1.6 | 1.0 | 0.7 | 1.5 | 4.1 | 5.1 | | | | |
| Avg. Stride Freq. [Hz] | 2.4 | 2.5 | 2.4 | 2.3 | 2.4 | 2.4 | 2.5 | 2.6 | 2.5 | | | | |
| Avg. Stride Length [m] | 5.6 | 6.7 | 6.7 | 6.7 | 6.8 | 7.0 | 6.9 | 6.8 | 6.6 | | | | |



- [] Ranking at each section and finish
- .-.- No data available at this section
- NA No data available



| | |
|--------------------------------|----------------|
| Horse/Jockey Name | Leica Bita Fun |
| Final Rank | 3 |
| Fastest Section Time (Section) | 0:11.51 (800m) |
| Top Speed [km/h] (Section) | 65.1 (1600m) |
| Race State | Finished |



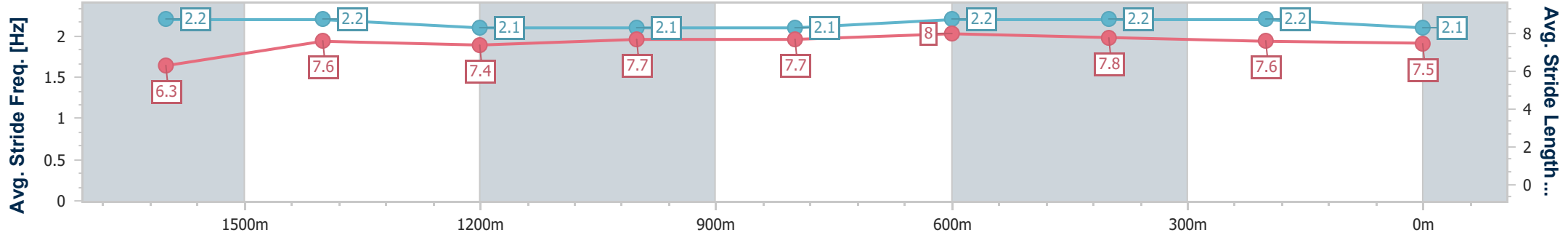
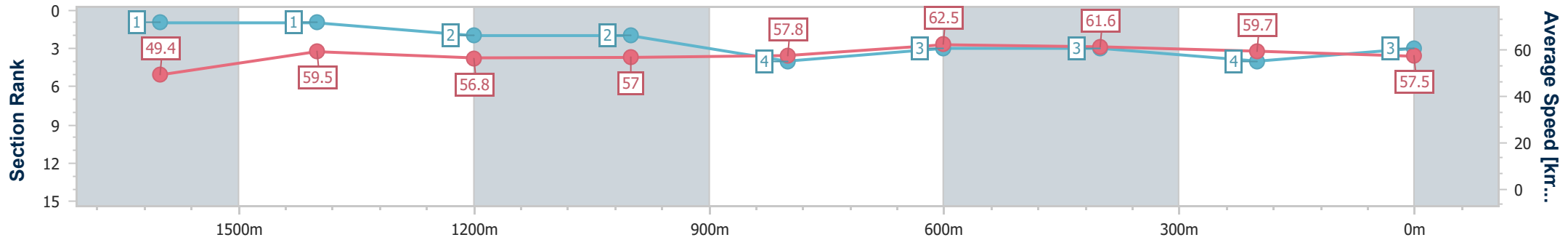
Mackay QLD Professional
 Race 8: RACING AGAIN THURSDAY 5TH SEPTEMBER
 BENCHMARK 60 Handicap - 1800m



22 August 2024 - 17:13

Track Rating: Good 4, Weather: Fine, Rail Position: +3m Entire

| Section | Overall | 1600m | 1400m | 1200m | 1000m | 800m | 600m | 400m | 200m |
|------------------------|--------------------------|--------------------------|--------------------------|--------------------------|--------------------------|--------------------------|--------------------------|--------------------------|--------------------------|
| Section Times | 1:52.31 [3] (0:14.61) | 1:37.70 [1] (0:12.10) | 1:25.60 [1] (0:12.70) | 1:12.90 [2] (0:12.65) | 1:00.25 [2] (0:12.50) | 0:47.75 [4] (0:11.51) | 0:36.24 [3] (0:11.69) | 0:24.55 [3] (0:12.03) | 0:12.52 [4] (0:12.52) |
| Average Speed [km/h] | 49.4 | 59.5 | 56.8 | 57.0 | 57.8 | 62.5 | 61.6 | 59.7 | 57.5 |
| Top Speed [km/h] | 64.7 | 65.1 | 59.2 | 58.1 | 62.4 | 63.1 | 62.5 | 60.4 | 60.1 |
| Avg. Dist. to Rail [m] | 7.8 | 0.7 | 0.8 | 1.2 | 0.8 | 0.5 | 0.4 | 1.5 | 2.3 |
| Avg. Stride Freq. [Hz] | 2.2 | 2.2 | 2.1 | 2.1 | 2.1 | 2.2 | 2.2 | 2.2 | 2.1 |
| Avg. Stride Length [m] | 6.3 | 7.6 | 7.4 | 7.7 | 7.7 | 8.0 | 7.8 | 7.6 | 7.5 |



- [] Ranking at each section and finish
- .-.- No data available at this section
- NA No data available



| | |
|--------------------------------|----------------|
| Horse/Jockey Name | Murrajong Road |
| Final Rank | 4 |
| Fastest Section Time (Section) | 0:11.57 (800m) |
| Top Speed [km/h] (Section) | 63.7 (400m) |
| Race State | Finished |



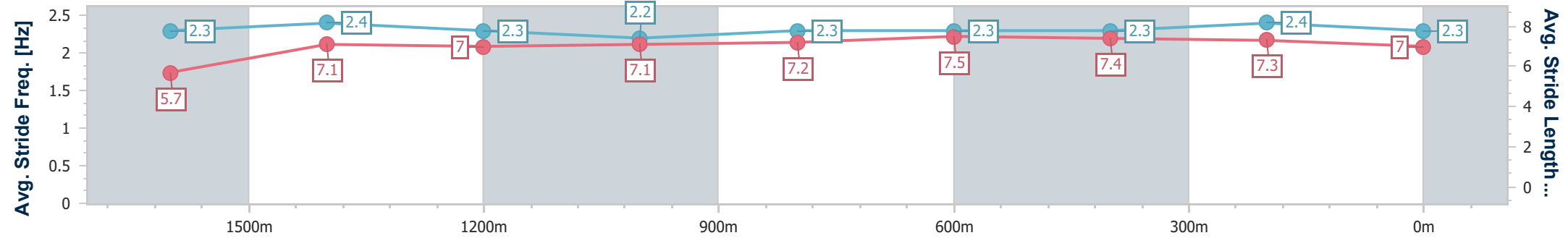
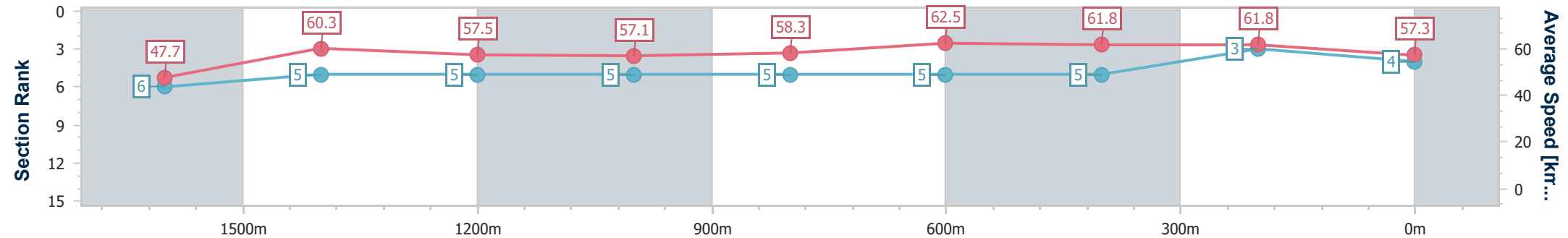
Mackay QLD Professional
Race 8: RACING AGAIN THURSDAY 5TH SEPTEMBER
BENCHMARK 60 Handicap - 1800m



22 August 2024 - 17:13

Track Rating: Good 4, Weather: Fine, Rail Position: +3m Entire

| Section | Overall | 1600m | 1400m | 1200m | 1000m | 800m | 600m | 400m | 200m | | | | |
|------------------------|--------------------------|--------------------------|--------------------------|--------------------------|--------------------------|--------------------------|--------------------------|--------------------------|--------------------------|--|--|--|--|
| Section Times | 1:52.38 [4] (0:15.08) | 1:37.30 [6] (0:12.03) | 1:25.27 [5] (0:12.61) | 1:12.66 [5] (0:12.64) | 1:00.02 [5] (0:12.41) | 0:47.61 [5] (0:11.57) | 0:36.04 [5] (0:11.74) | 0:24.30 [5] (0:11.70) | 0:12.60 [3] (0:12.60) | | | | |
| Average Speed [km/h] | 47.7 | 60.3 | 57.5 | 57.1 | 58.3 | 62.5 | 61.8 | 61.8 | 57.3 | | | | |
| Top Speed [km/h] | 62.2 | 61.9 | 58.6 | 58.5 | 62.0 | 63.2 | 62.7 | 63.7 | 60.3 | | | | |
| Avg. Dist. to Rail [m] | 2.6 | 1.1 | 1.6 | 2.3 | 1.9 | 1.6 | 0.8 | 4.4 | 5.3 | | | | |
| Avg. Stride Freq. [Hz] | 2.3 | 2.4 | 2.3 | 2.2 | 2.3 | 2.3 | 2.3 | 2.4 | 2.3 | | | | |
| Avg. Stride Length [m] | 5.7 | 7.1 | 7.0 | 7.1 | 7.2 | 7.5 | 7.4 | 7.3 | 7.0 | | | | |



- [] Ranking at each section and finish
- .-.- No data available at this section
- NA No data available



| | |
|--------------------------------|----------------|
| Horse/Jockey Name | Motamayiz |
| Final Rank | 5 |
| Fastest Section Time (Section) | 0:11.57 (800m) |
| Top Speed [km/h] (Section) | 63.1 (800m) |
| Race State | Finished |



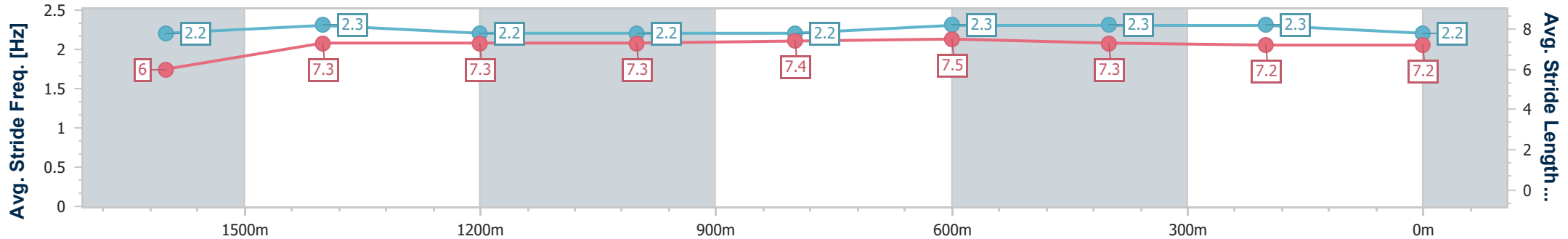
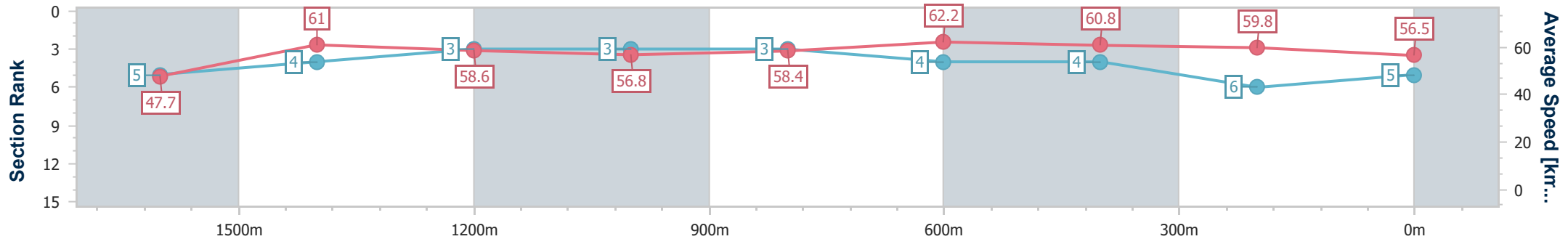
Mackay QLD Professional
Race 8: RACING AGAIN THURSDAY 5TH SEPTEMBER
BENCHMARK 60 Handicap - 1800m



22 August 2024 - 17:13

Track Rating: Good 4, Weather: Fine, Rail Position: +3m Entire

| Section | Overall | 1600m | 1400m | 1200m | 1000m | 800m | 600m | 400m | 200m |
|------------------------|--------------------------|--------------------------|--------------------------|--------------------------|--------------------------|--------------------------|--------------------------|--------------------------|--------------------------|
| Section Times | 1:52.62 [5] (0:15.07) | 1:37.55 [5] (0:11.98) | 1:25.57 [4] (0:12.38) | 1:13.19 [3] (0:12.70) | 1:00.49 [3] (0:12.41) | 0:48.08 [3] (0:11.57) | 0:36.51 [4] (0:11.77) | 0:24.74 [4] (0:11.98) | 0:12.76 [6] (0:12.76) |
| Average Speed [km/h] | 47.7 | 61.0 | 58.6 | 56.8 | 58.4 | 62.2 | 60.8 | 59.8 | 56.5 |
| Top Speed [km/h] | 62.5 | 62.6 | 59.8 | 58.3 | 61.4 | 63.1 | 61.5 | 60.8 | 59.1 |
| Avg. Dist. to Rail [m] | 3.4 | 1.8 | 1.3 | 1.5 | 1.1 | 1.0 | 1.0 | 1.7 | 2.5 |
| Avg. Stride Freq. [Hz] | 2.2 | 2.3 | 2.2 | 2.2 | 2.2 | 2.3 | 2.3 | 2.3 | 2.2 |
| Avg. Stride Length [m] | 6.0 | 7.3 | 7.3 | 7.3 | 7.4 | 7.5 | 7.3 | 7.2 | 7.2 |



- [] Ranking at each section and finish
- .-.- No data available at this section
- NA No data available



| | |
|--------------------------------|----------------|
| Horse/Jockey Name | Patti Waggin |
| Final Rank | 6 |
| Fastest Section Time (Section) | 0:11.47 (800m) |
| Top Speed [km/h] (Section) | 63.9 (800m) |
| Race State | Finished |



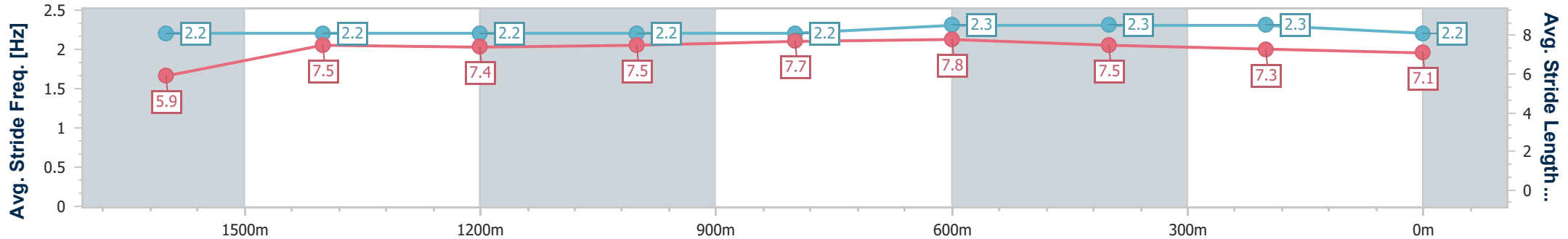
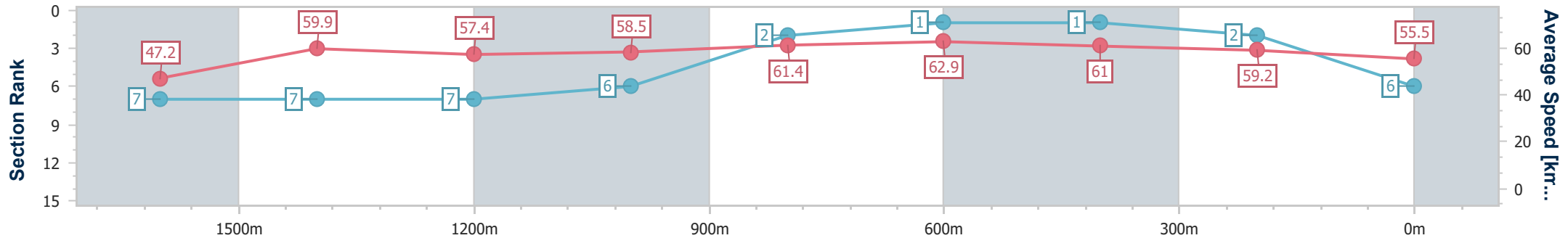
Mackay QLD Professional
 Race 8: RACING AGAIN THURSDAY 5TH SEPTEMBER
 BENCHMARK 60 Handicap - 1800m



22 August 2024 - 17:13

Track Rating: Good 4, Weather: Fine, Rail Position: +3m Entire

| Section | Overall | 1600m | 1400m | 1200m | 1000m | 800m | 600m | 400m | 200m |
|------------------------|--------------------------|--------------------------|--------------------------|--------------------------|--------------------------|--------------------------|--------------------------|--------------------------|--------------------------|
| Section Times | 1:52.64 [6] (0:15.31) | 1:37.33 [7] (0:12.11) | 1:25.22 [7] (0:12.61) | 1:12.61 [7] (0:12.39) | 1:00.22 [6] (0:11.82) | 0:48.40 [2] (0:11.47) | 0:36.93 [1] (0:11.77) | 0:25.16 [1] (0:12.16) | 0:13.00 [2] (0:13.00) |
| Average Speed [km/h] | 47.2 | 59.9 | 57.4 | 58.5 | 61.4 | 62.9 | 61.0 | 59.2 | 55.5 |
| Top Speed [km/h] | 60.3 | 61.3 | 58.6 | 59.1 | 63.5 | 63.9 | 61.8 | 60.7 | 58.2 |
| Avg. Dist. to Rail [m] | 8.1 | 1.2 | 1.6 | 2.3 | 2.6 | 1.2 | 0.5 | 0.8 | 0.8 |
| Avg. Stride Freq. [Hz] | 2.2 | 2.2 | 2.2 | 2.2 | 2.2 | 2.3 | 2.3 | 2.3 | 2.2 |
| Avg. Stride Length [m] | 5.9 | 7.5 | 7.4 | 7.5 | 7.7 | 7.8 | 7.5 | 7.3 | 7.1 |



- [] Ranking at each section and finish
- .-.- No data available at this section
- NA No data available



| | |
|--------------------------------|----------------|
| Horse/Jockey Name | Torque Espagna |
| Final Rank | 7 |
| Fastest Section Time (Section) | 0:11.58 (800m) |
| Top Speed [km/h] (Section) | 63.6 (800m) |
| Race State | Finished |



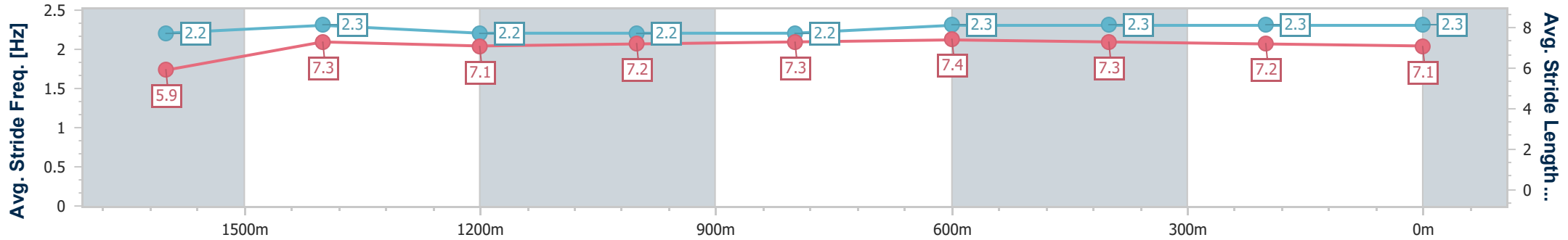
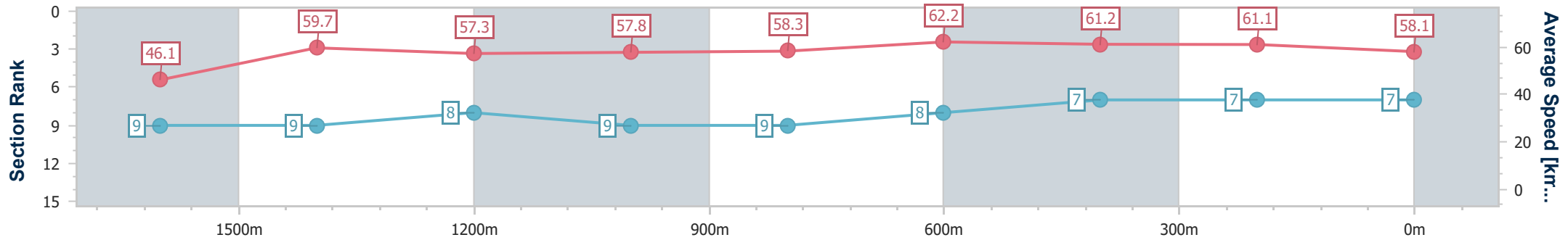
Mackay QLD Professional
Race 8: RACING AGAIN THURSDAY 5TH SEPTEMBER
BENCHMARK 60 Handicap - 1800m



22 August 2024 - 17:13

Track Rating: Good 4, Weather: Fine, Rail Position: +3m Entire

| Section | Overall | 1600m | 1400m | 1200m | 1000m | 800m | 600m | 400m | 200m |
|------------------------|--------------------------|--------------------------|--------------------------|--------------------------|--------------------------|--------------------------|--------------------------|--------------------------|--------------------------|
| Section Times | 1:52.82 [7] (0:15.59) | 1:37.23 [9] (0:12.10) | 1:25.13 [9] (0:12.69) | 1:12.44 [8] (0:12.48) | 0:59.96 [9] (0:12.41) | 0:47.55 [9] (0:11.58) | 0:35.97 [8] (0:11.76) | 0:24.21 [7] (0:11.83) | 0:12.38 [7] (0:12.38) |
| Average Speed [km/h] | 46.1 | 59.7 | 57.3 | 57.8 | 58.3 | 62.2 | 61.2 | 61.1 | 58.1 |
| Top Speed [km/h] | 59.2 | 60.7 | 60.4 | 58.7 | 60.7 | 63.6 | 62.2 | 62.7 | 61.2 |
| Avg. Dist. to Rail [m] | 4.7 | 0.7 | 1.6 | 1.6 | 0.7 | 0.8 | 0.6 | 3.8 | 6.8 |
| Avg. Stride Freq. [Hz] | 2.2 | 2.3 | 2.2 | 2.2 | 2.2 | 2.3 | 2.3 | 2.3 | 2.3 |
| Avg. Stride Length [m] | 5.9 | 7.3 | 7.1 | 7.2 | 7.3 | 7.4 | 7.3 | 7.2 | 7.1 |



- [] Ranking at each section and finish
- .-.- No data available at this section
- NA No data available



| | |
|--------------------------------|----------------|
| Horse/Jockey Name | Zelson |
| Final Rank | 8 |
| Fastest Section Time (Section) | 0:11.65 (400m) |
| Top Speed [km/h] (Section) | 63.1 (800m) |
| Race State | Finished |



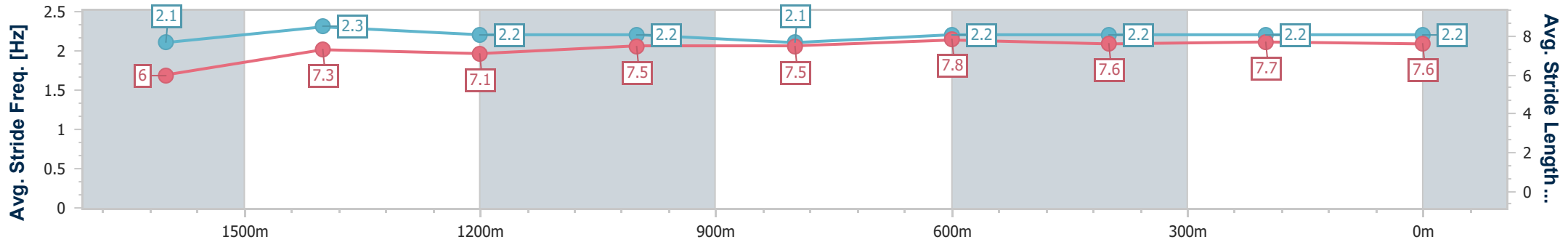
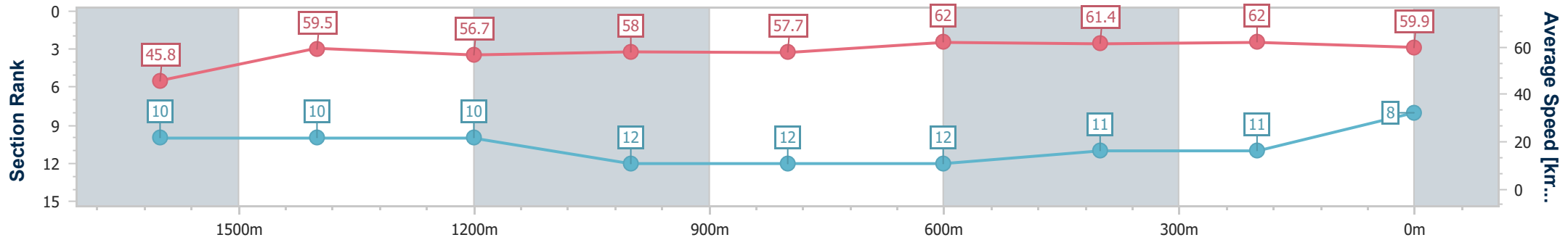
Mackay QLD Professional
Race 8: RACING AGAIN THURSDAY 5TH SEPTEMBER
BENCHMARK 60 Handicap - 1800m



22 August 2024 - 17:13

Track Rating: Good 4, Weather: Fine, Rail Position: +3m Entire

| Section | Overall | 1600m | 1400m | 1200m | 1000m | 800m | 600m | 400m | 200m |
|------------------------|--------------------------|---------------------------|---------------------------|---------------------------|---------------------------|---------------------------|---------------------------|---------------------------|---------------------------|
| Section Times | 1:52.83 [8] (0:15.76) | 1:37.07 [10] (0:12.04) | 1:25.03 [10] (0:12.79) | 1:12.24 [10] (0:12.46) | 0:59.78 [12] (0:12.54) | 0:47.24 [12] (0:11.71) | 0:35.53 [12] (0:11.87) | 0:23.66 [11] (0:11.65) | 0:12.01 [11] (0:12.01) |
| Average Speed [km/h] | 45.8 | 59.5 | 56.7 | 58.0 | 57.7 | 62.0 | 61.4 | 62.0 | 59.9 |
| Top Speed [km/h] | 59.6 | 61.7 | 61.3 | 59.7 | 59.9 | 63.1 | 62.7 | 62.8 | 62.7 |
| Avg. Dist. to Rail [m] | 5.1 | 0.4 | 1.1 | 1.5 | 2.0 | 2.4 | 1.5 | 4.2 | 8.3 |
| Avg. Stride Freq. [Hz] | 2.1 | 2.3 | 2.2 | 2.2 | 2.1 | 2.2 | 2.2 | 2.2 | 2.2 |
| Avg. Stride Length [m] | 6.0 | 7.3 | 7.1 | 7.5 | 7.5 | 7.8 | 7.6 | 7.7 | 7.6 |



- [] Ranking at each section and finish
- .-.- No data available at this section
- NA No data available



| | |
|--------------------------------|----------------|
| Horse/Jockey Name | Brain Fog |
| Final Rank | 9 |
| Fastest Section Time (Section) | 0:11.59 (800m) |
| Top Speed [km/h] (Section) | 64.1 (800m) |
| Race State | Finished |



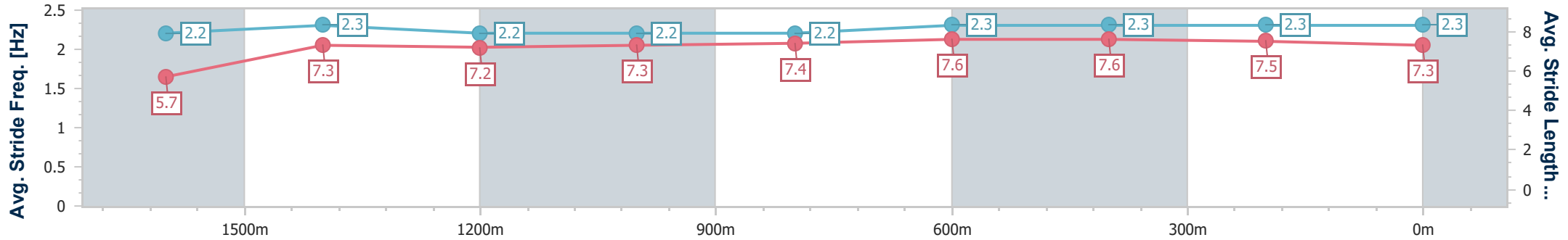
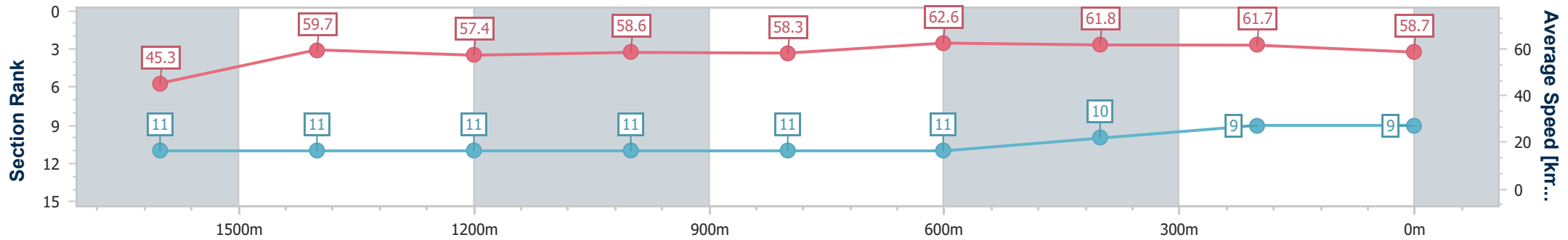
Mackay QLD Professional
 Race 8: RACING AGAIN THURSDAY 5TH SEPTEMBER
 BENCHMARK 60 Handicap - 1800m



22 August 2024 - 17:13

Track Rating: Good 4, Weather: Fine, Rail Position: +3m Entire

| Section | Overall | 1600m | 1400m | 1200m | 1000m | 800m | 600m | 400m | 200m |
|------------------------|--------------------------|---------------------------|---------------------------|---------------------------|---------------------------|---------------------------|---------------------------|---------------------------|--------------------------|
| Section Times | 1:52.83 [9] (0:15.90) | 1:36.93 [11] (0:12.14) | 1:24.79 [11] (0:12.61) | 1:12.18 [11] (0:12.39) | 0:59.79 [11] (0:12.40) | 0:47.39 [11] (0:11.59) | 0:35.80 [11] (0:11.79) | 0:24.01 [10] (0:11.75) | 0:12.26 [9] (0:12.26) |
| Average Speed [km/h] | 45.3 | 59.7 | 57.4 | 58.6 | 58.3 | 62.6 | 61.8 | 61.7 | 58.7 |
| Top Speed [km/h] | 59.2 | 61.7 | 61.8 | 60.4 | 61.4 | 64.1 | 62.6 | 62.1 | 60.8 |
| Avg. Dist. to Rail [m] | 6.6 | 0.8 | 1.7 | 2.4 | 2.4 | 2.0 | 1.8 | 5.4 | 7.3 |
| Avg. Stride Freq. [Hz] | 2.2 | 2.3 | 2.2 | 2.2 | 2.2 | 2.3 | 2.3 | 2.3 | 2.3 |
| Avg. Stride Length [m] | 5.7 | 7.3 | 7.2 | 7.3 | 7.4 | 7.6 | 7.6 | 7.5 | 7.3 |



- [] Ranking at each section and finish
- .-.- No data available at this section
- NA No data available



| | |
|--------------------------------|----------------|
| Horse/Jockey Name | Harbelle |
| Final Rank | 10 |
| Fastest Section Time (Section) | 0:11.62 (800m) |
| Top Speed [km/h] (Section) | 63.3 (800m) |
| Race State | Finished |



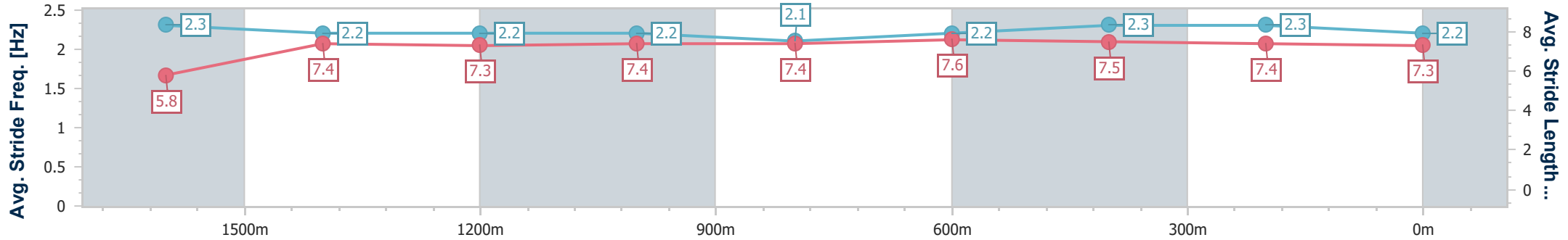
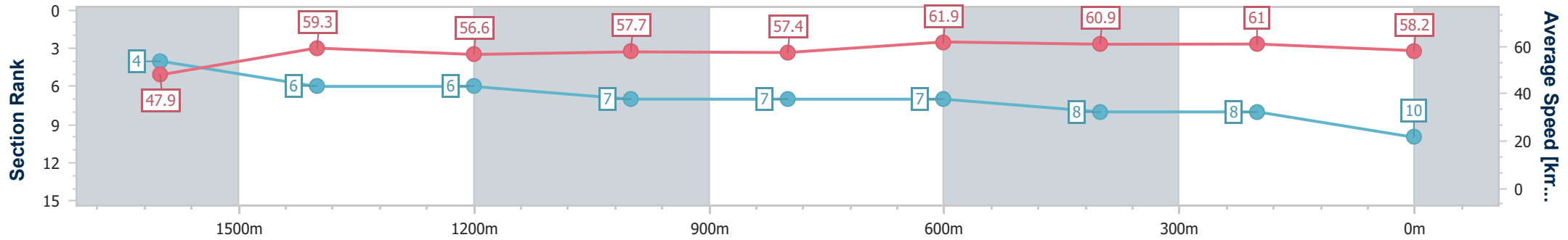
Mackay QLD Professional
Race 8: RACING AGAIN THURSDAY 5TH SEPTEMBER
BENCHMARK 60 Handicap - 1800m



22 August 2024 - 17:13

Track Rating: Good 4, Weather: Fine, Rail Position: +3m Entire

| Section | Overall | 1600m | 1400m | 1200m | 1000m | 800m | 600m | 400m | 200m |
|------------------------|---------------------------|--------------------------|--------------------------|--------------------------|--------------------------|--------------------------|--------------------------|--------------------------|--------------------------|
| Section Times | 1:52.87 [10] (0:14.99) | 1:37.88 [4] (0:12.23) | 1:25.65 [6] (0:12.79) | 1:12.86 [6] (0:12.54) | 1:00.32 [7] (0:12.60) | 0:47.72 [7] (0:11.62) | 0:36.10 [7] (0:11.88) | 0:24.22 [8] (0:11.88) | 0:12.34 [8] (0:12.34) |
| Average Speed [km/h] | 47.9 | 59.3 | 56.6 | 57.7 | 57.4 | 61.9 | 60.9 | 61.0 | 58.2 |
| Top Speed [km/h] | 60.8 | 60.7 | 58.2 | 58.4 | 59.7 | 63.3 | 62.0 | 61.5 | 61.4 |
| Avg. Dist. to Rail [m] | 1.7 | 0.8 | 1.5 | 1.5 | 1.1 | 0.7 | 1.1 | 3.6 | 3.2 |
| Avg. Stride Freq. [Hz] | 2.3 | 2.2 | 2.2 | 2.2 | 2.1 | 2.2 | 2.3 | 2.3 | 2.2 |
| Avg. Stride Length [m] | 5.8 | 7.4 | 7.3 | 7.4 | 7.4 | 7.6 | 7.5 | 7.4 | 7.3 |



- [] Ranking at each section and finish
- .-.- No data available at this section
- NA No data available



| | |
|--------------------------------|----------------|
| Horse/Jockey Name | Bromes |
| Final Rank | 11 |
| Fastest Section Time (Section) | 0:11.64 (800m) |
| Top Speed [km/h] (Section) | 64.3 (Overall) |
| Race State | Finished |



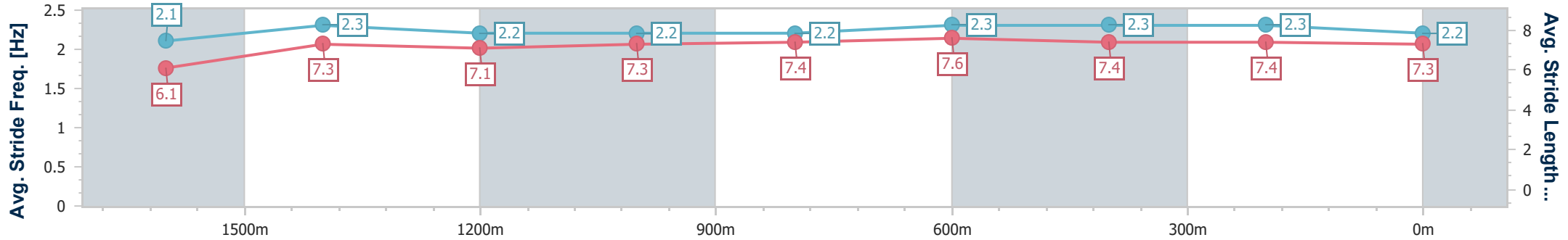
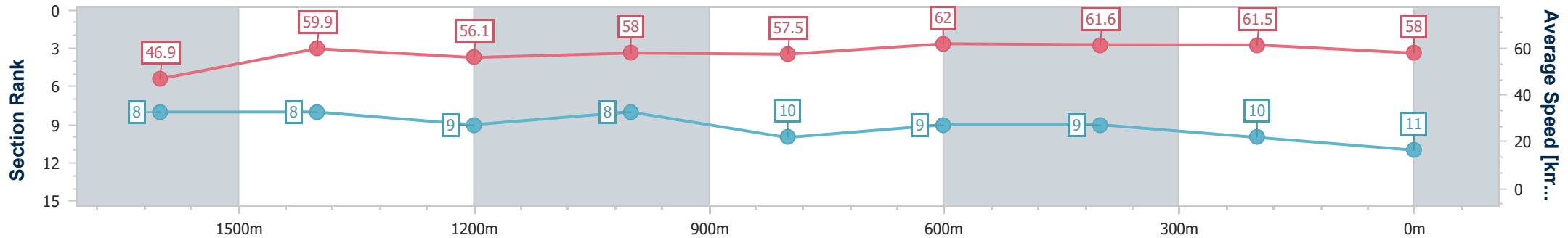
Mackay QLD Professional
Race 8: RACING AGAIN THURSDAY 5TH SEPTEMBER
BENCHMARK 60 Handicap - 1800m



22 August 2024 - 17:13

Track Rating: Good 4, Weather: Fine, Rail Position: +3m Entire

| Section | Overall | 1600m | 1400m | 1200m | 1000m | 800m | 600m | 400m | 200m |
|------------------------|---------------------------|--------------------------|--------------------------|--------------------------|--------------------------|---------------------------|--------------------------|--------------------------|---------------------------|
| Section Times | 1:52.99 [11] (0:15.50) | 1:37.49 [8] (0:12.00) | 1:25.49 [8] (0:12.90) | 1:12.59 [9] (0:12.43) | 1:00.16 [8] (0:12.55) | 0:47.61 [10] (0:11.64) | 0:35.97 [9] (0:11.79) | 0:24.18 [9] (0:11.77) | 0:12.41 [10] (0:12.41) |
| Average Speed [km/h] | 46.9 | 59.9 | 56.1 | 58.0 | 57.5 | 62.0 | 61.6 | 61.5 | 58.0 |
| Top Speed [km/h] | 64.3 | 64.2 | 58.4 | 59.0 | 59.7 | 63.3 | 62.7 | 62.5 | 62.0 |
| Avg. Dist. to Rail [m] | 3.2 | 0.7 | 1.0 | 1.3 | 1.0 | 0.9 | 1.1 | 5.5 | 6.6 |
| Avg. Stride Freq. [Hz] | 2.1 | 2.3 | 2.2 | 2.2 | 2.2 | 2.3 | 2.3 | 2.3 | 2.2 |
| Avg. Stride Length [m] | 6.1 | 7.3 | 7.1 | 7.3 | 7.4 | 7.6 | 7.4 | 7.4 | 7.3 |



- [] Ranking at each section and finish
- .-.- No data available at this section
- NA No data available



| | |
|--------------------------------|--------------------|
| Horse/Jockey Name | Lets Torque A Deel |
| Final Rank | 12 |
| Fastest Section Time (Section) | 0:11.85 (800m) |
| Top Speed [km/h] (Section) | 62.9 (800m) |
| Race State | Finished |



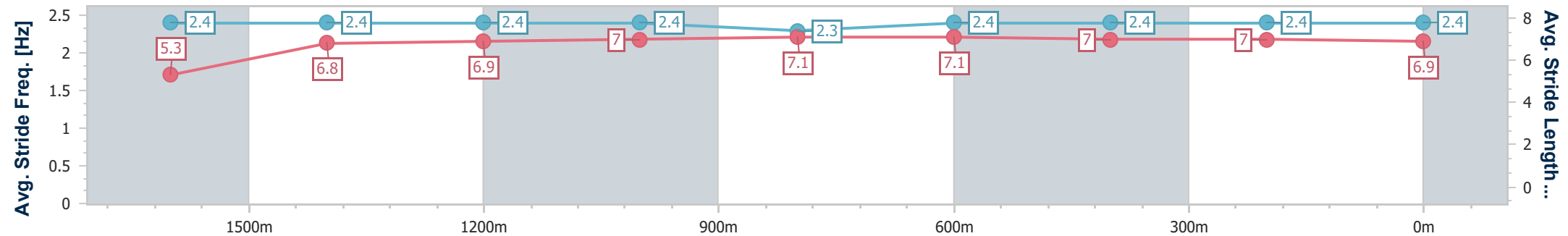
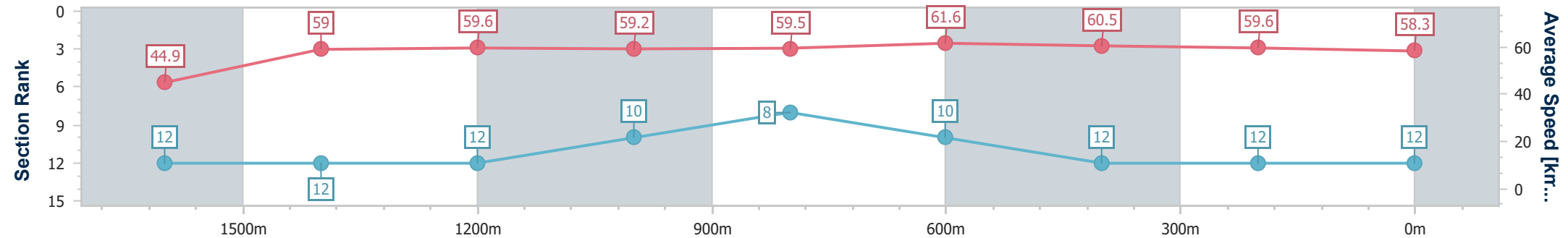
Mackay QLD Professional
Race 8: RACING AGAIN THURSDAY 5TH SEPTEMBER
BENCHMARK 60 Handicap - 1800m



22 August 2024 - 17:13

Track Rating: Good 4, Weather: Fine, Rail Position: +3m Entire

| Section | Overall | 1600m | 1400m | 1200m | 1000m | 800m | 600m | 400m | 200m |
|------------------------|---------------------------|---------------------------|---------------------------|---------------------------|---------------------------|--------------------------|---------------------------|---------------------------|---------------------------|
| Section Times | 1:53.73 [12] (0:16.05) | 1:37.68 [12] (0:12.27) | 1:25.41 [12] (0:12.34) | 1:13.07 [12] (0:12.23) | 1:00.84 [10] (0:12.29) | 0:48.55 [8] (0:11.85) | 0:36.70 [10] (0:12.16) | 0:24.54 [12] (0:12.19) | 0:12.35 [12] (0:12.35) |
| Average Speed [km/h] | 44.9 | 59.0 | 59.6 | 59.2 | 59.5 | 61.6 | 60.5 | 59.6 | 58.3 |
| Top Speed [km/h] | 58.4 | 60.6 | 60.9 | 60.2 | 60.3 | 62.9 | 61.1 | 60.1 | 60.4 |
| Avg. Dist. to Rail [m] | 5.3 | 1.1 | 3.4 | 4.3 | 4.6 | 4.0 | 3.0 | 6.4 | 9.3 |
| Avg. Stride Freq. [Hz] | 2.4 | 2.4 | 2.4 | 2.4 | 2.3 | 2.4 | 2.4 | 2.4 | 2.4 |
| Avg. Stride Length [m] | 5.3 | 6.8 | 6.9 | 7.0 | 7.1 | 7.1 | 7.0 | 7.0 | 6.9 |



- [] Ranking at each section and finish
- .-.- No data available at this section
- NA No data available