



**Sunshine Coast QLD Professional**  
**Race 4: XXXX ULTRA ZERO CARB GREAT TASTE BENCHMARK 68**  
**Handicap - 1800m**  
**21 August 2024 - 14:56**



Track Rating: Soft 7, Weather: Fine, Rail Position: +3m Entire

| Section     |   | Overall              | 1600m                | 1400m                | 1200m                    | 1000m                    | 800m                     | 600m                     | Last 600m                |                          |                          |         |                        |
|-------------|---|----------------------|----------------------|----------------------|--------------------------|--------------------------|--------------------------|--------------------------|--------------------------|--------------------------|--------------------------|---------|------------------------|
| Field Times |   | 1:51.41<br>(0:14.14) | 1:37.27<br>(0:11.52) | 1:25.75<br>(0:11.95) | 1:13.80<br>(0:12.86)     | 1:00.94<br>(0:12.75)     | 0:48.19<br>(0:12.28)     | 0:35.91<br>(0:11.97)     | 0:35.91                  |                          |                          |         |                        |
| Rank        | TAB Horse/Jockey                                | Barrier              | Top Speed [km/h]     | Fastest Section      |                          |                          |                          |                          |                          |                          |                          |         | Distance Travelled [m] |
| 1           | 3 <b>DIABLO BOLT</b><br>Jag Guthmann-Chester    | 11                   | 63.2                 | 0:11.56              | 1:51.41 [1]<br>(0:14.72) | 1:36.69 [6]<br>(0:11.82) | 1:24.87 [6]<br>(0:12.13) | 1:12.74 [6]<br>(0:12.64) | 1:00.10 [6]<br>(0:12.81) | 0:47.29 [6]<br>(0:12.09) | 0:35.20 [6]<br>(0:11.65) | 0:35.20 |                        |
| 2           | 1 <b>COLLEAGUES</b><br>Chelsea Baker            | 6                    | 62.9                 | 0:11.60              | 1:51.44 [2]<br>(0:14.63) | 1:36.81 [5]<br>(0:11.78) | 1:25.03 [5]<br>(0:12.08) | 1:12.95 [5]<br>(0:12.64) | 1:00.31 [5]<br>(0:12.91) | 0:47.40 [5]<br>(0:12.05) | 0:35.35 [5]<br>(0:11.60) | 0:35.35 | -3                     |
| 3           | 11 <b>BIG TICKET BOY</b><br>Georgina Cartwright | 3                    | 64.1                 | 0:11.53              | 1:51.80 [3]<br>(0:14.53) | 1:37.27 [4]<br>(0:11.68) | 1:25.59 [4]<br>(0:12.03) | 1:13.56 [4]<br>(0:12.60) | 1:00.96 [3]<br>(0:12.86) | 0:48.10 [4]<br>(0:12.21) | 0:35.89 [4]<br>(0:11.97) | 0:35.89 | +1                     |
| 4           | 12 <b>FLIC EN FLAC</b><br>Damien Thornton       | 8                    | 64.2                 | 0:11.41              | 1:51.90 [4]<br>(0:14.74) | 1:37.16 [7]<br>(0:11.95) | 1:25.21 [7]<br>(0:12.28) | 1:12.93 [7]<br>(0:12.67) | 1:00.26 [7]<br>(0:12.78) | 0:47.48 [7]<br>(0:12.01) | 0:35.47 [8]<br>(0:11.55) | 0:35.47 | +3                     |
| 5           | 5 <b>GOOGAZ</b><br>Ryan Maloney                 | 2                    | 63.7                 | 0:11.61              | 1:52.08 [5]<br>(0:14.27) | 1:37.81 [3]<br>(0:11.79) | 1:26.02 [3]<br>(0:12.13) | 1:13.89 [3]<br>(0:12.66) | 1:01.23 [4]<br>(0:12.80) | 0:48.43 [3]<br>(0:12.20) | 0:36.23 [3]<br>(0:11.83) | 0:36.23 | -2                     |
| 6           | 7 <b>SINGER SARGENT</b><br>James Orman          | 9                    | 64.3                 | 0:11.49              | 1:52.24 [6]<br>(0:14.99) | 1:37.25 [8]<br>(0:11.86) | 1:25.39 [8]<br>(0:12.36) | 1:13.03 [8]<br>(0:12.71) | 1:00.32 [9]<br>(0:12.80) | 0:47.52 [9]<br>(0:11.81) | 0:35.71 [9]<br>(0:11.71) | 0:35.71 | +4                     |
| 7           | 9 <b>CAPE CRUSADER</b><br>Emily Lang            | 12                   | 63.7                 | 0:11.60              | 1:52.28 [7]<br>(0:15.07) | 1:37.21 [9]<br>(0:12.04) | 1:25.17 [9]<br>(0:12.17) | 1:13.00 [9]<br>(0:12.45) | 1:00.55 [8]<br>(0:12.72) | 0:47.83 [8]<br>(0:11.96) | 0:35.87 [7]<br>(0:11.60) | 0:35.87 | -2                     |
| 8           | 6 <b>GRECIAN LASS</b><br>Rob Thorburn           | 5                    | 64.4                 | 0:11.59              | 1:52.57 [8]<br>(0:14.23) | 1:38.34 [2]<br>(0:11.59) | 1:26.75 [2]<br>(0:12.01) | 1:14.74 [2]<br>(0:12.75) | 1:01.99 [2]<br>(0:12.85) | 0:49.14 [2]<br>(0:12.18) | 0:36.96 [2]<br>(0:11.86) | 0:36.96 | +0                     |
| 9           | 2 <b>TAVIS TOWN</b><br>Fiona Sandkuhl           | 7                    | 65.5                 | 0:11.52              | 1:52.78 [9]<br>(0:14.14) | 1:38.64 [1]<br>(0:11.52) | 1:27.12 [1]<br>(0:11.95) | 1:15.17 [1]<br>(0:12.86) | 1:02.31 [1]<br>(0:12.75) | 0:49.56 [1]<br>(0:12.28) | 0:37.28 [1]<br>(0:11.99) | 0:37.28 | -1                     |

Scratched: Security Advisor (#4), Pickaxe (#10), Perovic (#8)

[ ] Ranking at each section and finish  
 -:-:- No data available at this section  
 NA No data available  
 SCN Saddle cloth number  
 DNF Did not finish  
 DNT Did not track



**Sunshine Coast QLD Professional**  
**Race 4: XXXX ULTRA ZERO CARB GREAT TASTE BENCHMARK 68**  
**Handicap - 1800m**  
**21 August 2024 - 14:56**



Track Rating: Soft 7, Weather: Fine, Rail Position: +3m Entire

| Section     |     |  |         |                  |                  |                          | 400m                     | 200m                 |  |  | Last 600m              |
|-------------|-----|--|---------|------------------|------------------|--------------------------|--------------------------|----------------------|--|--|------------------------|
| Field Times |     |  |         |                  |                  |                          | 0:23.94<br>(0:11.82)     | 0:12.12<br>(0:12.12) |  |  | 0:35.91                |
| Rank        | TAB | Horse/Jockey                                 | Barrier | Top Speed [km/h] | Fastest Section  | Margin                   |                          |                      |  |  | Distance Travelled [m] |
| 1           | 3   | <b>DIABLO BOLT</b><br>Jag Guthmann-Chester   | 11      | 63.2<br>1400m    | 0:11.56<br>400m  | 0:23.55 [5]<br>(0:11.56) | 0:11.99 [4]<br>(0:11.99) | 1:51.41              |  |  | 0:35.20                |
| 2           | 1   | <b>COLLEAGUES</b><br>Chelsea Baker           | 6       | 62.9<br>600m     | 0:11.60<br>600m  | 0:23.75 [4]<br>(0:11.75) | 0:12.00 [5]<br>(0:12.00) | 0.1L                 |  |  | 0:35.35 -3             |
| 3           | 11  | <b>BIG TICKET BOY</b><br>Georgina Cartwright | 3       | 64.1<br>400m     | 0:11.53<br>400m  | 0:23.92 [6]<br>(0:11.53) | 0:12.39 [3]<br>(0:12.39) | 2.1L                 |  |  | 0:35.89 +1             |
| 4           | 12  | <b>FLIC EN FLAC</b><br>Damien Thornton       | 8       | 64.2<br>400m     | 0:11.41<br>400m  | 0:23.92 [7]<br>(0:11.41) | 0:12.51 [2]<br>(0:12.51) | 2.6L                 |  |  | 0:35.47 +3             |
| 5           | 5   | <b>GOOGAZ</b><br>Ryan Maloney                | 2       | 63.7<br>400m     | 0:11.61<br>400m  | 0:24.40 [3]<br>(0:11.61) | 0:12.79 [1]<br>(0:12.79) | 3.6L                 |  |  | 0:36.23 -2             |
| 6           | 7   | <b>SINGER SARGENT</b><br>James Orman         | 9       | 64.3<br>800m     | 0:11.49<br>400m  | 0:24.00 [9]<br>(0:11.49) | 0:12.51 [9]<br>(0:12.51) | 4.4L                 |  |  | 0:35.71 +4             |
| 7           | 9   | <b>CAPE CRUSADER</b><br>Emily Lang           | 12      | 63.7<br>600m     | 0:11.60<br>600m  | 0:24.27 [8]<br>(0:11.68) | 0:12.59 [8]<br>(0:12.59) | 4.6L                 |  |  | 0:35.87 -2             |
| 8           | 6   | <b>GRECIAN LASS</b><br>Rob Thorburn          | 5       | 64.4<br>1600m    | 0:11.59<br>1600m | 0:25.10 [1]<br>(0:12.08) | 0:13.02 [6]<br>(0:13.02) | 6.4L                 |  |  | 0:36.96 +0             |
| 9           | 2   | <b>TAVIS TOWN</b><br>Fiona Sandkuhl          | 7       | 65.5<br>1600m    | 0:11.52<br>1600m | 0:25.29 [2]<br>(0:12.10) | 0:13.19 [7]<br>(0:13.19) | 7.4L                 |  |  | 0:37.28 -1             |

Scratched: Security Advisor (#4), Pickaxe (#10), Perovic (#8)

[ ] Ranking at each section and finish  
 -:-:- No data available at this section  
 NA No data available

SCN Saddle cloth number  
 DNF Did not finish  
 DNT Did not track



|                                |                |
|--------------------------------|----------------|
| Horse/Jockey Name              | Diablo Bolt    |
| Final Rank                     | 1              |
| Fastest Section Time (Section) | 0:11.56 (400m) |
| Top Speed [km/h] (Section)     | 63.2 (1400m)   |
| Race State                     | Finished       |



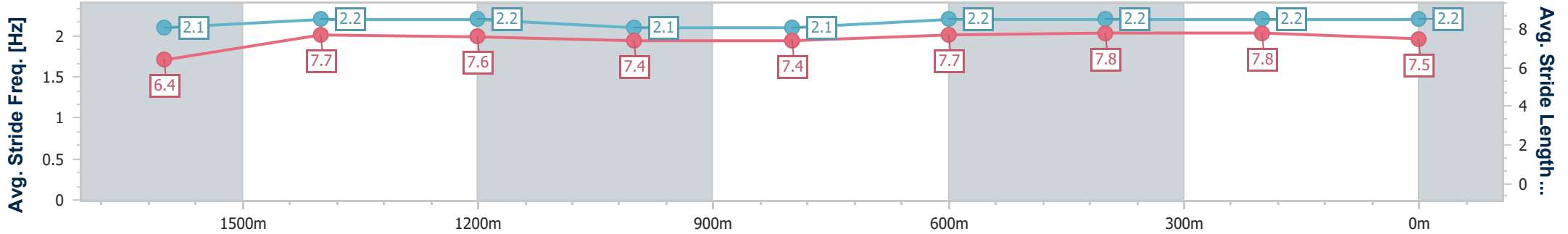
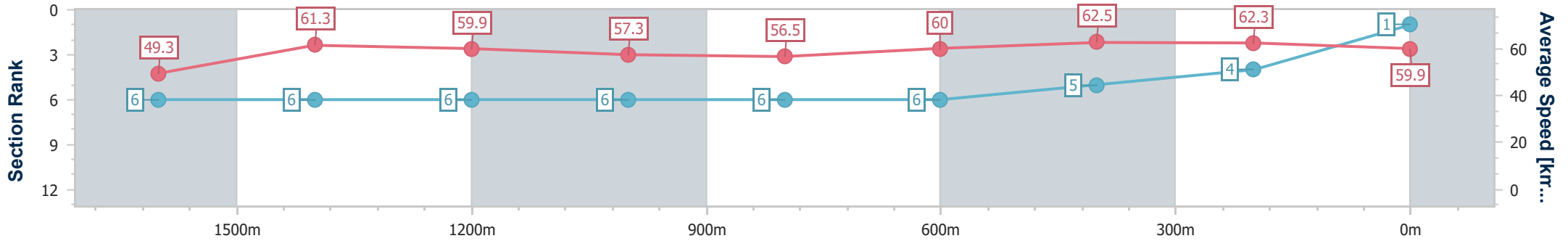
Sunshine Coast QLD Professional  
Race 4: XXXX ULTRA ZERO CARB GREAT TASTE  
BENCHMARK 68 Handicap - 1800m



21 August 2024 - 14:56

Track Rating: Soft 7, Weather: Fine, Rail Position: +3m Entire

| Section                | Overall                  | 1600m                    | 1400m                    | 1200m                    | 1000m                    | 800m                     | 600m                     | 400m                     | 200m                     |  |  |  |  |
|------------------------|--------------------------|--------------------------|--------------------------|--------------------------|--------------------------|--------------------------|--------------------------|--------------------------|--------------------------|--|--|--|--|
| Section Times          | 1:51.41 [1]<br>(0:14.72) | 1:36.69 [6]<br>(0:11.82) | 1:24.87 [6]<br>(0:12.13) | 1:12.74 [6]<br>(0:12.64) | 1:00.10 [6]<br>(0:12.81) | 0:47.29 [6]<br>(0:12.09) | 0:35.20 [6]<br>(0:11.65) | 0:23.55 [5]<br>(0:11.56) | 0:11.99 [4]<br>(0:11.99) |  |  |  |  |
| Average Speed [km/h]   | 49.3                     | 61.3                     | 59.9                     | 57.3                     | 56.5                     | 60.0                     | 62.5                     | 62.3                     | 59.9                     |  |  |  |  |
| Top Speed [km/h]       | 59.9                     | 62.1                     | 63.2                     | 58.6                     | 57.1                     | 62.7                     | 62.9                     | 62.8                     | 62.0                     |  |  |  |  |
| Avg. Dist. to Rail [m] | 6.7                      | 3.0                      | 3.2                      | 3.4                      | 3.0                      | 1.6                      | 1.5                      | 6.0                      | 6.9                      |  |  |  |  |
| Avg. Stride Freq. [Hz] | 2.1                      | 2.2                      | 2.2                      | 2.1                      | 2.1                      | 2.2                      | 2.2                      | 2.2                      | 2.2                      |  |  |  |  |
| Avg. Stride Length [m] | 6.4                      | 7.7                      | 7.6                      | 7.4                      | 7.4                      | 7.7                      | 7.8                      | 7.8                      | 7.5                      |  |  |  |  |



- [ ] Ranking at each section and finish
- .-.- No data available at this section
- NA No data available



|                                |                |
|--------------------------------|----------------|
| Horse/Jockey Name              | Colleagues     |
| Final Rank                     | 2              |
| Fastest Section Time (Section) | 0:11.60 (600m) |
| Top Speed [km/h] (Section)     | 62.9 (600m)    |
| Race State                     | Finished       |



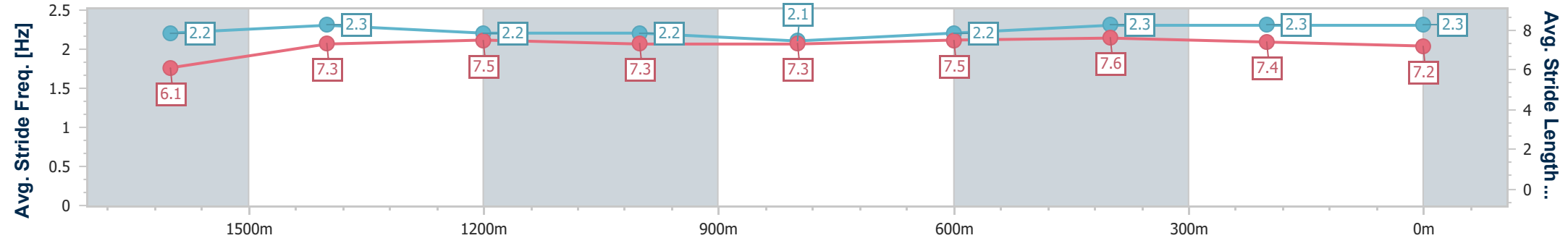
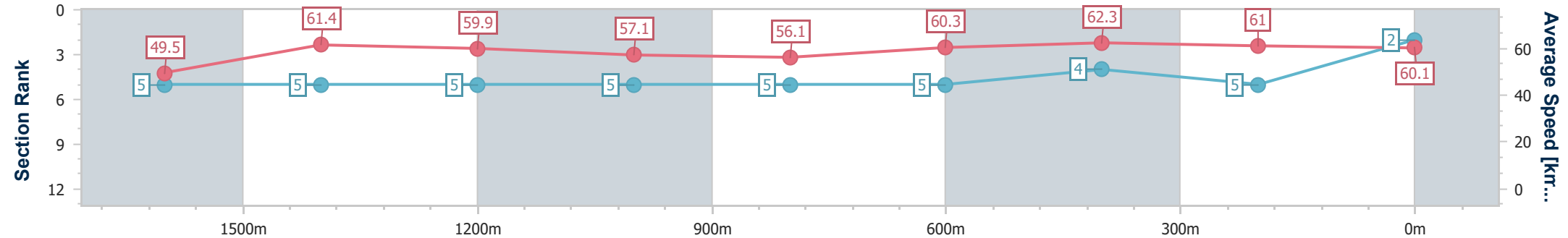
Sunshine Coast QLD Professional  
 Race 4: XXXX ULTRA ZERO CARB GREAT TASTE  
 BENCHMARK 68 Handicap - 1800m



21 August 2024 - 14:56

Track Rating: Soft 7, Weather: Fine, Rail Position: +3m Entire

| Section                | Overall                  | 1600m                    | 1400m                    | 1200m                    | 1000m                    | 800m                     | 600m                     | 400m                     | 200m                     |  |  |  |  |
|------------------------|--------------------------|--------------------------|--------------------------|--------------------------|--------------------------|--------------------------|--------------------------|--------------------------|--------------------------|--|--|--|--|
| Section Times          | 1:51.44 [2]<br>(0:14.63) | 1:36.81 [5]<br>(0:11.78) | 1:25.03 [5]<br>(0:12.08) | 1:12.95 [5]<br>(0:12.64) | 1:00.31 [5]<br>(0:12.91) | 0:47.40 [5]<br>(0:12.05) | 0:35.35 [5]<br>(0:11.60) | 0:23.75 [4]<br>(0:11.75) | 0:12.00 [5]<br>(0:12.00) |  |  |  |  |
| Average Speed [km/h]   | 49.5                     | 61.4                     | 59.9                     | 57.1                     | 56.1                     | 60.3                     | 62.3                     | 61.0                     | 60.1                     |  |  |  |  |
| Top Speed [km/h]       | 61.0                     | 62.3                     | 61.1                     | 58.7                     | 57.7                     | 62.1                     | 62.9                     | 62.7                     | 61.8                     |  |  |  |  |
| Avg. Dist. to Rail [m] | 4.6                      | 2.3                      | 2.4                      | 2.5                      | 2.1                      | 1.3                      | 0.6                      | 4.3                      | 4.8                      |  |  |  |  |
| Avg. Stride Freq. [Hz] | 2.2                      | 2.3                      | 2.2                      | 2.2                      | 2.1                      | 2.2                      | 2.3                      | 2.3                      | 2.3                      |  |  |  |  |
| Avg. Stride Length [m] | 6.1                      | 7.3                      | 7.5                      | 7.3                      | 7.3                      | 7.5                      | 7.6                      | 7.4                      | 7.2                      |  |  |  |  |



- [ ] Ranking at each section and finish
- .-.- No data available at this section
- NA No data available



|                                |                |
|--------------------------------|----------------|
| Horse/Jockey Name              | Big Ticket Boy |
| Final Rank                     | 3              |
| Fastest Section Time (Section) | 0:11.53 (400m) |
| Top Speed [km/h] (Section)     | 64.1 (400m)    |
| Race State                     | Finished       |



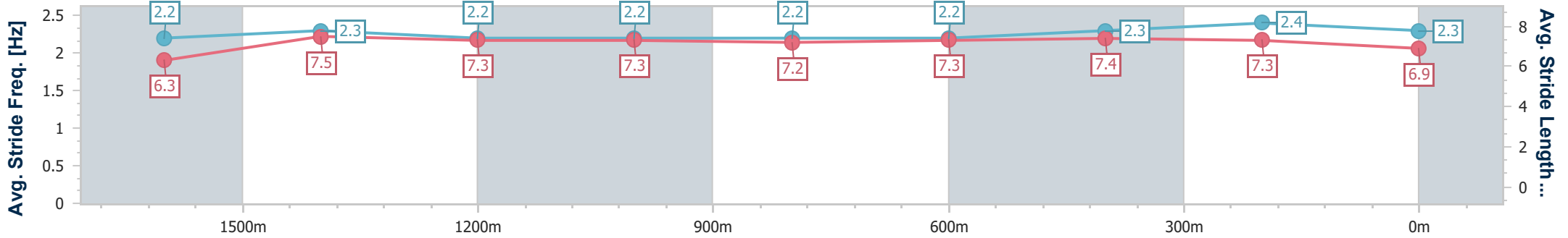
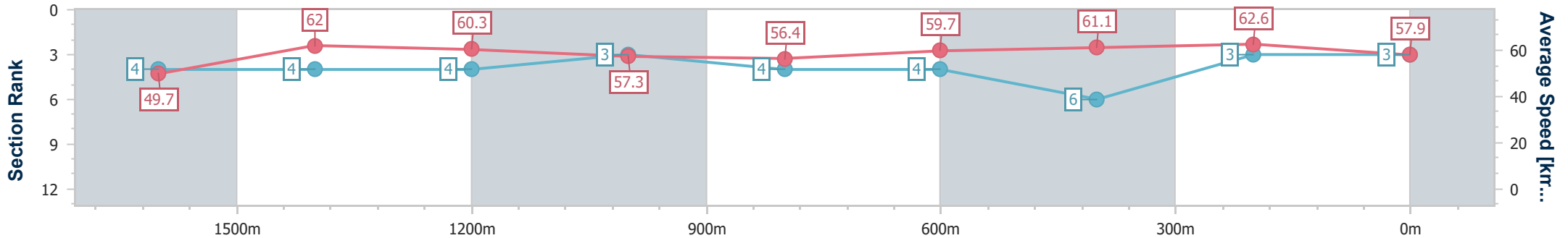
Sunshine Coast QLD Professional  
 Race 4: XXXX ULTRA ZERO CARB GREAT TASTE  
 BENCHMARK 68 Handicap - 1800m



21 August 2024 - 14:56

Track Rating: Soft 7, Weather: Fine, Rail Position: +3m Entire

| Section                | Overall                  | 1600m                    | 1400m                    | 1200m                    | 1000m                    | 800m                     | 600m                     | 400m                     | 200m                     |
|------------------------|--------------------------|--------------------------|--------------------------|--------------------------|--------------------------|--------------------------|--------------------------|--------------------------|--------------------------|
| Section Times          | 1:51.80 [3]<br>(0:14.53) | 1:37.27 [4]<br>(0:11.68) | 1:25.59 [4]<br>(0:12.03) | 1:13.56 [4]<br>(0:12.60) | 1:00.96 [3]<br>(0:12.86) | 0:48.10 [4]<br>(0:12.21) | 0:35.89 [4]<br>(0:11.97) | 0:23.92 [6]<br>(0:11.53) | 0:12.39 [3]<br>(0:12.39) |
| Average Speed [km/h]   | 49.7                     | 62.0                     | 60.3                     | 57.3                     | 56.4                     | 59.7                     | 61.1                     | 62.6                     | 57.9                     |
| Top Speed [km/h]       | 61.3                     | 64.0                     | 63.4                     | 58.9                     | 57.7                     | 61.2                     | 61.8                     | 64.1                     | 60.9                     |
| Avg. Dist. to Rail [m] | 3.1                      | 2.5                      | 3.3                      | 3.4                      | 2.9                      | 2.5                      | 2.7                      | 7.4                      | 9.4                      |
| Avg. Stride Freq. [Hz] | 2.2                      | 2.3                      | 2.2                      | 2.2                      | 2.2                      | 2.2                      | 2.3                      | 2.4                      | 2.3                      |
| Avg. Stride Length [m] | 6.3                      | 7.5                      | 7.3                      | 7.3                      | 7.2                      | 7.3                      | 7.4                      | 7.3                      | 6.9                      |



- [ ] Ranking at each section and finish
- .-.- No data available at this section
- NA No data available



|                                |                |
|--------------------------------|----------------|
| Horse/Jockey Name              | Flic En Flac   |
| Final Rank                     | 4              |
| Fastest Section Time (Section) | 0:11.41 (400m) |
| Top Speed [km/h] (Section)     | 64.2 (400m)    |
| Race State                     | Finished       |



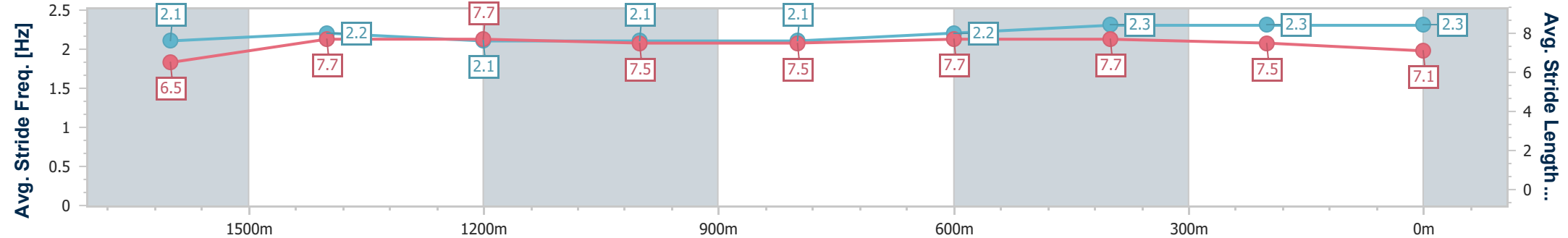
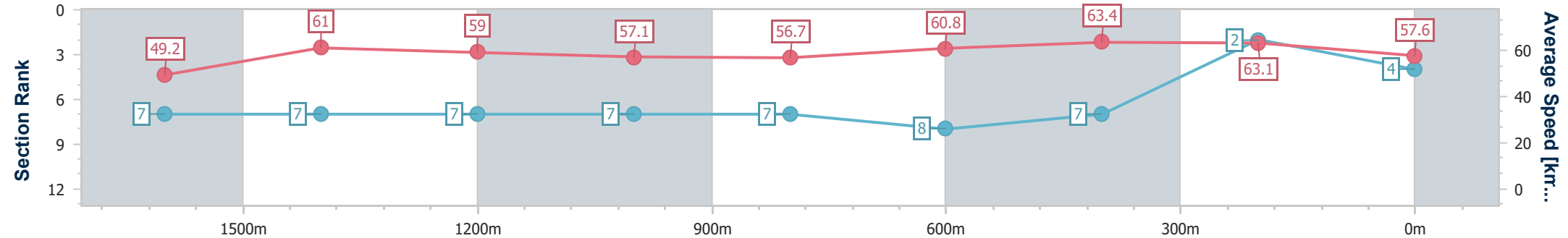
Sunshine Coast QLD Professional  
 Race 4: XXXX ULTRA ZERO CARB GREAT TASTE  
 BENCHMARK 68 Handicap - 1800m



21 August 2024 - 14:56

Track Rating: Soft 7, Weather: Fine, Rail Position: +3m Entire

| Section                | Overall                  | 1600m                    | 1400m                    | 1200m                    | 1000m                    | 800m                     | 600m                     | 400m                     | 200m                     |  |  |  |  |
|------------------------|--------------------------|--------------------------|--------------------------|--------------------------|--------------------------|--------------------------|--------------------------|--------------------------|--------------------------|--|--|--|--|
| Section Times          | 1:51.90 [4]<br>(0:14.74) | 1:37.16 [7]<br>(0:11.95) | 1:25.21 [7]<br>(0:12.28) | 1:12.93 [7]<br>(0:12.67) | 1:00.26 [7]<br>(0:12.78) | 0:47.48 [7]<br>(0:12.01) | 0:35.47 [8]<br>(0:11.55) | 0:23.92 [7]<br>(0:11.41) | 0:12.51 [2]<br>(0:12.51) |  |  |  |  |
| Average Speed [km/h]   | 49.2                     | 61.0                     | 59.0                     | 57.1                     | 56.7                     | 60.8                     | 63.4                     | 63.1                     | 57.6                     |  |  |  |  |
| Top Speed [km/h]       | 60.3                     | 61.7                     | 61.2                     | 58.6                     | 58.0                     | 63.6                     | 64.0                     | 64.2                     | 61.9                     |  |  |  |  |
| Avg. Dist. to Rail [m] | 5.7                      | 3.1                      | 3.4                      | 3.7                      | 3.2                      | 2.2                      | 3.1                      | 8.6                      | 10.8                     |  |  |  |  |
| Avg. Stride Freq. [Hz] | 2.1                      | 2.2                      | 2.1                      | 2.1                      | 2.1                      | 2.2                      | 2.3                      | 2.3                      | 2.3                      |  |  |  |  |
| Avg. Stride Length [m] | 6.5                      | 7.7                      | 7.7                      | 7.5                      | 7.5                      | 7.7                      | 7.7                      | 7.5                      | 7.1                      |  |  |  |  |



- [ ] Ranking at each section and finish
- .-.- No data available at this section
- NA No data available



|                                |                |
|--------------------------------|----------------|
| Horse/Jockey Name              | Googaz         |
| Final Rank                     | 5              |
| Fastest Section Time (Section) | 0:11.61 (400m) |
| Top Speed [km/h] (Section)     | 63.7 (400m)    |
| Race State                     | Finished       |



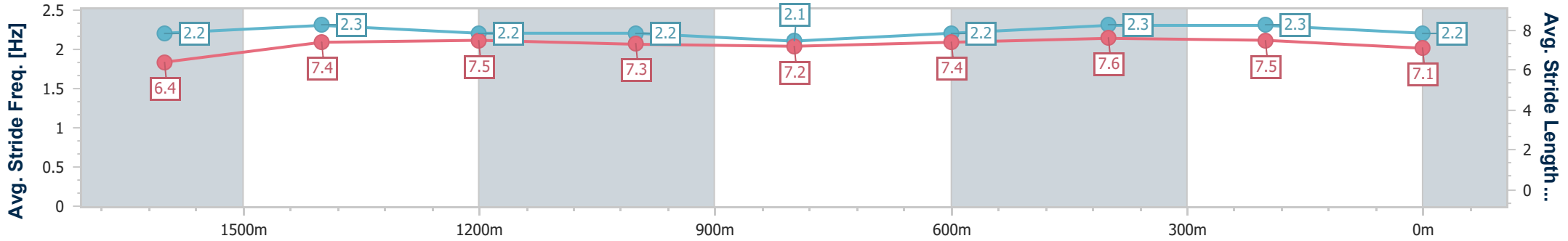
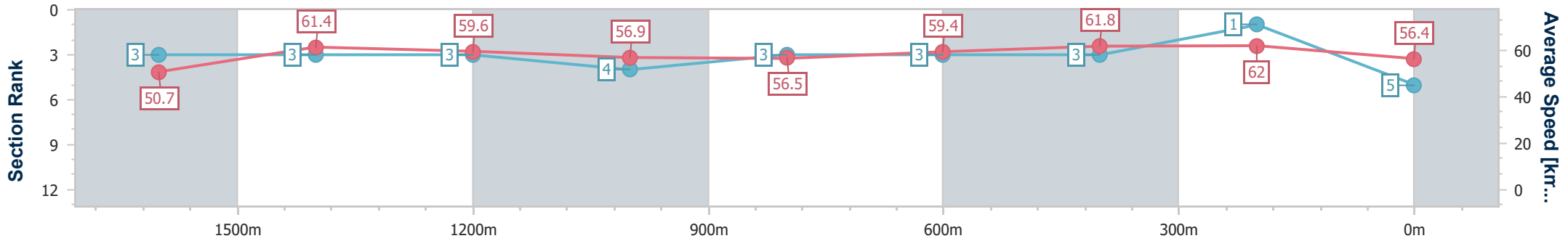
Sunshine Coast QLD Professional  
 Race 4: XXXX ULTRA ZERO CARB GREAT TASTE  
 BENCHMARK 68 Handicap - 1800m



21 August 2024 - 14:56

Track Rating: Soft 7, Weather: Fine, Rail Position: +3m Entire

| Section                | Overall                  | 1600m                    | 1400m                    | 1200m                    | 1000m                    | 800m                     | 600m                     | 400m                     | 200m                     |
|------------------------|--------------------------|--------------------------|--------------------------|--------------------------|--------------------------|--------------------------|--------------------------|--------------------------|--------------------------|
| Section Times          | 1:52.08 [5]<br>(0:14.27) | 1:37.81 [3]<br>(0:11.79) | 1:26.02 [3]<br>(0:12.13) | 1:13.89 [3]<br>(0:12.66) | 1:01.23 [4]<br>(0:12.80) | 0:48.43 [3]<br>(0:12.20) | 0:36.23 [3]<br>(0:11.83) | 0:24.40 [3]<br>(0:11.61) | 0:12.79 [1]<br>(0:12.79) |
| Average Speed [km/h]   | 50.7                     | 61.4                     | 59.6                     | 56.9                     | 56.5                     | 59.4                     | 61.8                     | 62.0                     | 56.4                     |
| Top Speed [km/h]       | 61.4                     | 62.1                     | 61.1                     | 59.1                     | 58.0                     | 61.7                     | 63.3                     | 63.7                     | 59.9                     |
| Avg. Dist. to Rail [m] | 1.8                      | 1.6                      | 2.1                      | 2.5                      | 1.9                      | 1.2                      | 2.1                      | 6.9                      | 6.9                      |
| Avg. Stride Freq. [Hz] | 2.2                      | 2.3                      | 2.2                      | 2.2                      | 2.1                      | 2.2                      | 2.3                      | 2.3                      | 2.2                      |
| Avg. Stride Length [m] | 6.4                      | 7.4                      | 7.5                      | 7.3                      | 7.2                      | 7.4                      | 7.6                      | 7.5                      | 7.1                      |



- [ ] Ranking at each section and finish
- .-.- No data available at this section
- NA No data available



|                                |                |
|--------------------------------|----------------|
| Horse/Jockey Name              | Singer Sargent |
| Final Rank                     | 6              |
| Fastest Section Time (Section) | 0:11.49 (400m) |
| Top Speed [km/h] (Section)     | 64.3 (800m)    |
| Race State                     | Finished       |



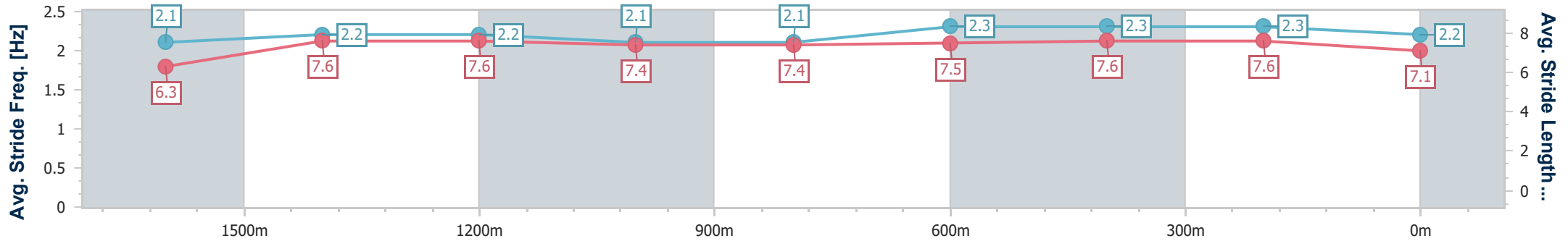
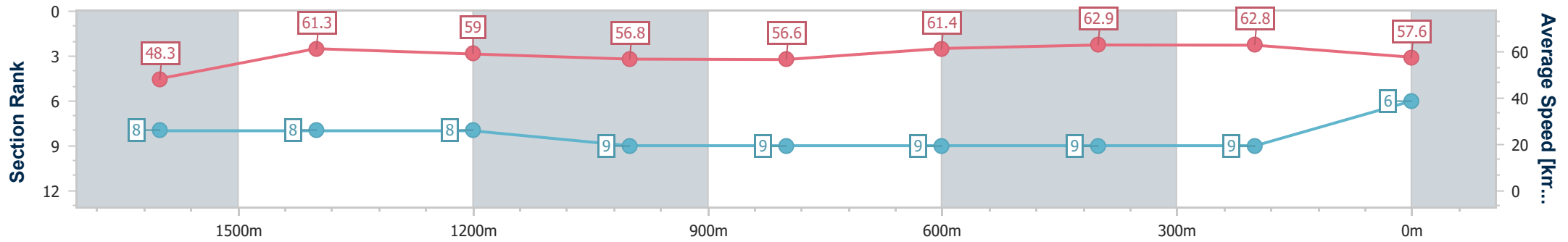
Sunshine Coast QLD Professional  
Race 4: XXXX ULTRA ZERO CARB GREAT TASTE  
BENCHMARK 68 Handicap - 1800m



21 August 2024 - 14:56

Track Rating: Soft 7, Weather: Fine, Rail Position: +3m Entire

| Section                | Overall                  | 1600m                    | 1400m                    | 1200m                    | 1000m                    | 800m                     | 600m                     | 400m                     | 200m                     |  |  |  |  |
|------------------------|--------------------------|--------------------------|--------------------------|--------------------------|--------------------------|--------------------------|--------------------------|--------------------------|--------------------------|--|--|--|--|
| Section Times          | 1:52.24 [6]<br>(0:14.99) | 1:37.25 [8]<br>(0:11.86) | 1:25.39 [8]<br>(0:12.36) | 1:13.03 [8]<br>(0:12.71) | 1:00.32 [9]<br>(0:12.80) | 0:47.52 [9]<br>(0:11.81) | 0:35.71 [9]<br>(0:11.71) | 0:24.00 [9]<br>(0:11.49) | 0:12.51 [9]<br>(0:12.51) |  |  |  |  |
| Average Speed [km/h]   | 48.3                     | 61.3                     | 59.0                     | 56.8                     | 56.6                     | 61.4                     | 62.9                     | 62.8                     | 57.6                     |  |  |  |  |
| Top Speed [km/h]       | 61.0                     | 62.6                     | 60.0                     | 57.9                     | 58.1                     | 64.3                     | 63.8                     | 63.6                     | 60.9                     |  |  |  |  |
| Avg. Dist. to Rail [m] | 6.4                      | 3.5                      | 3.6                      | 3.4                      | 2.9                      | 1.1                      | 4.3                      | 8.9                      | 10.8                     |  |  |  |  |
| Avg. Stride Freq. [Hz] | 2.1                      | 2.2                      | 2.2                      | 2.1                      | 2.1                      | 2.3                      | 2.3                      | 2.3                      | 2.2                      |  |  |  |  |
| Avg. Stride Length [m] | 6.3                      | 7.6                      | 7.6                      | 7.4                      | 7.4                      | 7.5                      | 7.6                      | 7.6                      | 7.1                      |  |  |  |  |



- [ ] Ranking at each section and finish
- .-.- No data available at this section
- NA No data available





|                                |                |
|--------------------------------|----------------|
| Horse/Jockey Name              | Cape Crusader  |
| Final Rank                     | 7              |
| Fastest Section Time (Section) | 0:11.60 (600m) |
| Top Speed [km/h] (Section)     | 63.7 (600m)    |
| Race State                     | Finished       |



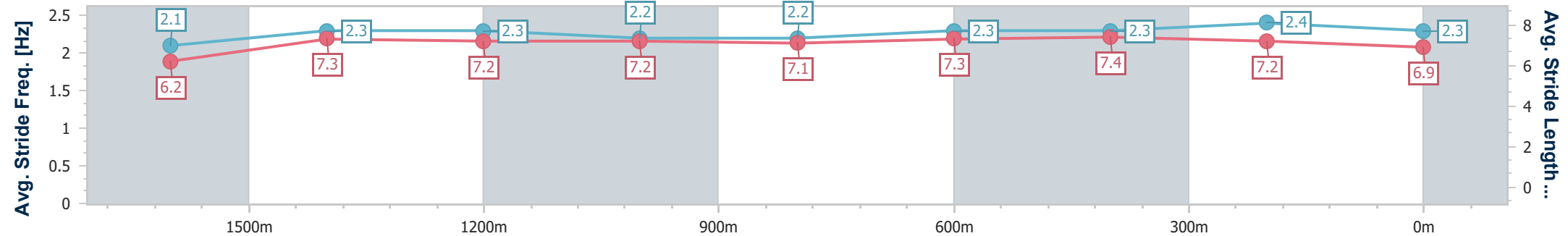
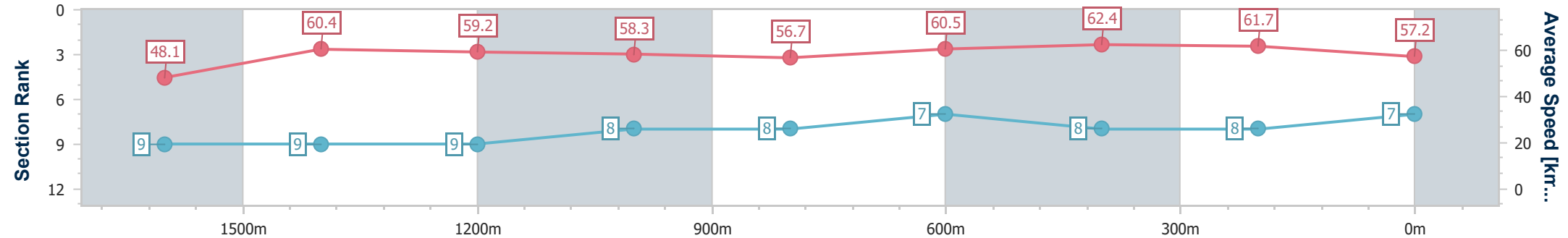
Sunshine Coast QLD Professional  
Race 4: XXXX ULTRA ZERO CARB GREAT TASTE  
BENCHMARK 68 Handicap - 1800m



21 August 2024 - 14:56

Track Rating: Soft 7, Weather: Fine, Rail Position: +3m Entire

| Section                | Overall                  | 1600m                    | 1400m                    | 1200m                    | 1000m                    | 800m                     | 600m                     | 400m                     | 200m                     |  |  |  |  |
|------------------------|--------------------------|--------------------------|--------------------------|--------------------------|--------------------------|--------------------------|--------------------------|--------------------------|--------------------------|--|--|--|--|
| Section Times          | 1:52.28 [7]<br>(0:15.07) | 1:37.21 [9]<br>(0:12.04) | 1:25.17 [9]<br>(0:12.17) | 1:13.00 [9]<br>(0:12.45) | 1:00.55 [8]<br>(0:12.72) | 0:47.83 [8]<br>(0:11.96) | 0:35.87 [7]<br>(0:11.60) | 0:24.27 [8]<br>(0:11.68) | 0:12.59 [8]<br>(0:12.59) |  |  |  |  |
| Average Speed [km/h]   | 48.1                     | 60.4                     | 59.2                     | 58.3                     | 56.7                     | 60.5                     | 62.4                     | 61.7                     | 57.2                     |  |  |  |  |
| Top Speed [km/h]       | 60.0                     | 63.7                     | 59.7                     | 59.6                     | 58.2                     | 63.2                     | 63.7                     | 63.4                     | 60.8                     |  |  |  |  |
| Avg. Dist. to Rail [m] | 6.9                      | 3.2                      | 2.3                      | 2.1                      | 1.7                      | 0.9                      | 1.0                      | 6.4                      | 9.1                      |  |  |  |  |
| Avg. Stride Freq. [Hz] | 2.1                      | 2.3                      | 2.3                      | 2.2                      | 2.2                      | 2.3                      | 2.3                      | 2.4                      | 2.3                      |  |  |  |  |
| Avg. Stride Length [m] | 6.2                      | 7.3                      | 7.2                      | 7.2                      | 7.1                      | 7.3                      | 7.4                      | 7.2                      | 6.9                      |  |  |  |  |



- [ ] Ranking at each section and finish
- .-.- No data available at this section
- NA No data available



|                                |                 |
|--------------------------------|-----------------|
| Horse/Jockey Name              | Grecian Lass    |
| Final Rank                     | 8               |
| Fastest Section Time (Section) | 0:11.59 (1600m) |
| Top Speed [km/h] (Section)     | 64.4 (1600m)    |
| Race State                     | Finished        |



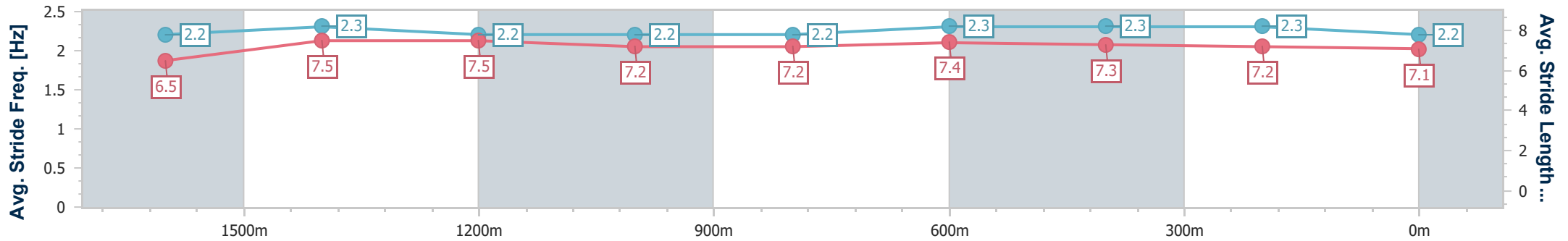
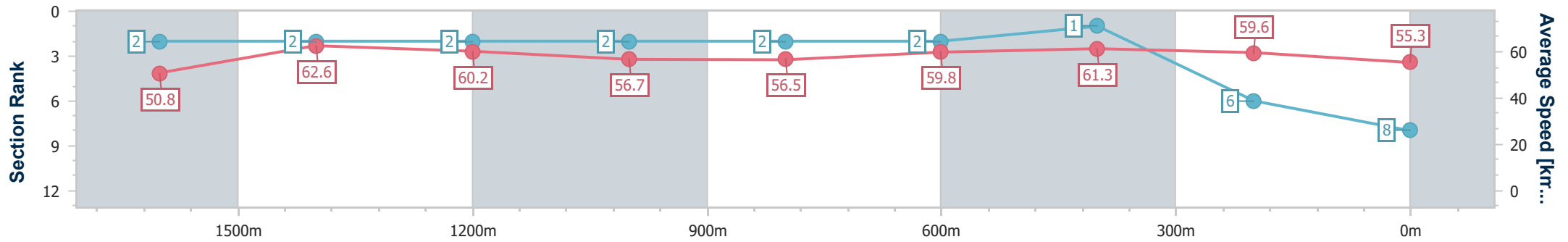
Sunshine Coast QLD Professional  
 Race 4: XXXX ULTRA ZERO CARB GREAT TASTE  
 BENCHMARK 68 Handicap - 1800m



21 August 2024 - 14:56

Track Rating: Soft 7, Weather: Fine, Rail Position: +3m Entire

| Section                | Overall                  | 1600m                    | 1400m                    | 1200m                    | 1000m                    | 800m                     | 600m                     | 400m                     | 200m                     |  |  |  |  |
|------------------------|--------------------------|--------------------------|--------------------------|--------------------------|--------------------------|--------------------------|--------------------------|--------------------------|--------------------------|--|--|--|--|
| Section Times          | 1:52.57 [8]<br>(0:14.23) | 1:38.34 [2]<br>(0:11.59) | 1:26.75 [2]<br>(0:12.01) | 1:14.74 [2]<br>(0:12.75) | 1:01.99 [2]<br>(0:12.85) | 0:49.14 [2]<br>(0:12.18) | 0:36.96 [2]<br>(0:11.86) | 0:25.10 [1]<br>(0:12.08) | 0:13.02 [6]<br>(0:13.02) |  |  |  |  |
| Average Speed [km/h]   | 50.8                     | 62.6                     | 60.2                     | 56.7                     | 56.5                     | 59.8                     | 61.3                     | 59.6                     | 55.3                     |  |  |  |  |
| Top Speed [km/h]       | 61.5                     | 64.4                     | 61.1                     | 58.7                     | 58.6                     | 61.5                     | 62.2                     | 61.3                     | 58.2                     |  |  |  |  |
| Avg. Dist. to Rail [m] | 4.4                      | 1.8                      | 2.0                      | 3.2                      | 3.0                      | 2.0                      | 1.9                      | 5.2                      | 6.7                      |  |  |  |  |
| Avg. Stride Freq. [Hz] | 2.2                      | 2.3                      | 2.2                      | 2.2                      | 2.2                      | 2.3                      | 2.3                      | 2.3                      | 2.2                      |  |  |  |  |
| Avg. Stride Length [m] | 6.5                      | 7.5                      | 7.5                      | 7.2                      | 7.2                      | 7.4                      | 7.3                      | 7.2                      | 7.1                      |  |  |  |  |



- [ ] Ranking at each section and finish
- .-.- No data available at this section
- NA No data available



|                                |                 |
|--------------------------------|-----------------|
| Horse/Jockey Name              | Tavis Town      |
| Final Rank                     | 9               |
| Fastest Section Time (Section) | 0:11.52 (1600m) |
| Top Speed [km/h] (Section)     | 65.5 (1600m)    |
| Race State                     | Finished        |



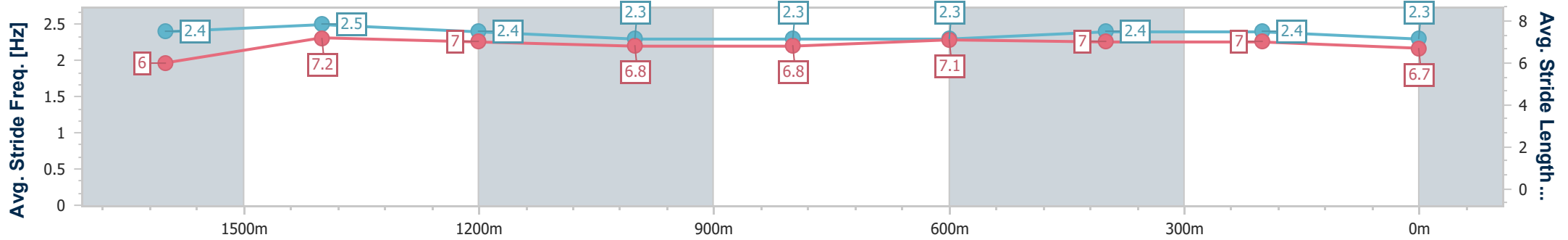
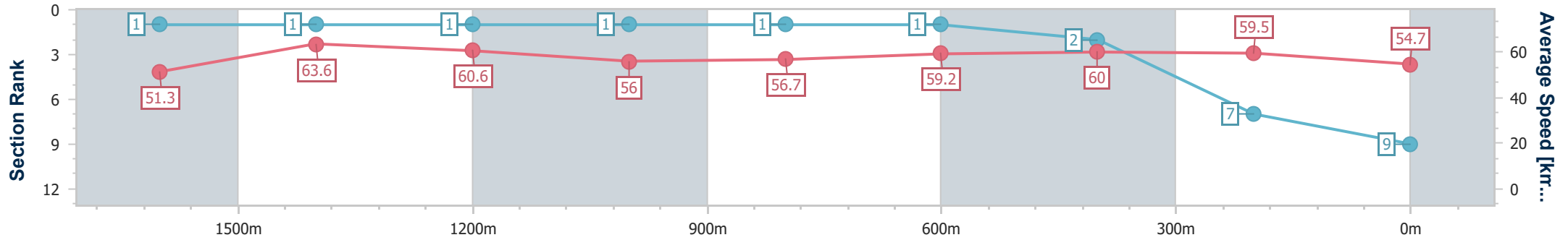
Sunshine Coast QLD Professional  
Race 4: XXXX ULTRA ZERO CARB GREAT TASTE  
BENCHMARK 68 Handicap - 1800m



21 August 2024 - 14:56

Track Rating: Soft 7, Weather: Fine, Rail Position: +3m Entire

| Section                | Overall                  | 1600m                    | 1400m                    | 1200m                    | 1000m                    | 800m                     | 600m                     | 400m                     | 200m                     |
|------------------------|--------------------------|--------------------------|--------------------------|--------------------------|--------------------------|--------------------------|--------------------------|--------------------------|--------------------------|
| Section Times          | 1:52.78 [9]<br>(0:14.14) | 1:38.64 [1]<br>(0:11.52) | 1:27.12 [1]<br>(0:11.95) | 1:15.17 [1]<br>(0:12.86) | 1:02.31 [1]<br>(0:12.75) | 0:49.56 [1]<br>(0:12.28) | 0:37.28 [1]<br>(0:11.99) | 0:25.29 [2]<br>(0:12.10) | 0:13.19 [7]<br>(0:13.19) |
| Average Speed [km/h]   | 51.3                     | 63.6                     | 60.6                     | 56.0                     | 56.7                     | 59.2                     | 60.0                     | 59.5                     | 54.7                     |
| Top Speed [km/h]       | 62.6                     | 65.5                     | 64.4                     | 57.1                     | 58.3                     | 60.9                     | 61.4                     | 61.1                     | 57.8                     |
| Avg. Dist. to Rail [m] | 5.4                      | 4.2                      | 2.9                      | 2.2                      | 2.0                      | 1.3                      | 0.4                      | 2.9                      | 4.0                      |
| Avg. Stride Freq. [Hz] | 2.4                      | 2.5                      | 2.4                      | 2.3                      | 2.3                      | 2.3                      | 2.4                      | 2.4                      | 2.3                      |
| Avg. Stride Length [m] | 6.0                      | 7.2                      | 7.0                      | 6.8                      | 6.8                      | 7.1                      | 7.0                      | 7.0                      | 6.7                      |



- [ ] Ranking at each section and finish
- .-.- No data available at this section
- NA No data available