



Ipswich QLD Professional

Race 3: IPSWICH PRO DRIVE BENCHMARK 70 Handicap - 800m

19 August 2024 - 13:48



Track Rating: Soft 7, Weather: Fine, Rail Position: True

Section		Overall	600m	400m	200m	Last 600m					
Field Times		0:45.58 (0:13.15)	0:32.43 (0:09.99)	0:22.44 (0:10.98)	0:11.46 (0:11.46)	0:32.43					
Rank	TAB Horse/Jockey	Barrier	Top Speed [km/h]	Fastest Section	Margin			Distance Travelled [m]			
1	8 MAGURO Bailey Wheeler	7	71.5 600m	0:10.21 600m	0:45.58 [1] (0:13.37)	0:32.21 [4] (0:10.21)	0:22.00 [4] (0:10.59)	0:11.41 [3] (0:11.41)	0:45.58	0:32.21	
2	6 PIECE OF TURF Samantha Collett	10	71.1 600m	0:10.26 600m	0:45.75 [2] (0:13.66)	0:32.09 [8] (0:10.26)	0:21.83 [8] (0:10.73)	0:11.10 [6] (0:11.10)	0.98L	0:32.09	+0
3	2 DEEP BLAST James Orman	3	71.3 600m	0:10.18 600m	0:45.82 [3] (0:13.66)	0:32.16 [7] (0:10.18)	0:21.98 [7] (0:10.82)	0:11.16 [7] (0:11.16)	1.39L	0:32.16	-2
4	9 LADY INVADER Michael Cahill	6	70.2 Overall	0:10.02 600m	0:45.88 [4] (0:13.59)	0:32.29 [6] (0:10.02)	0:22.27 [5] (0:10.81)	0:11.46 [5] (0:11.46)	1.75L	0:32.29	-3
5	1 CAMPAI Corey Sutherland	2	70.2 Overall	0:10.06 600m	0:45.89 [5] (0:13.18)	0:32.71 [2] (0:10.06)	0:22.65 [2] (0:10.89)	0:11.76 [2] (0:11.76)	1.84L	0:32.71	-2
6	10 FLYING RUPERT Emily Lang	1	69.5 600m	0:09.99 600m	0:46.25 [6] (0:13.15)	0:33.10 [1] (0:09.99)	0:23.11 [1] (0:10.98)	0:12.13 [1] (0:12.13)	3.98L	0:33.10	-4
7	12 TIGER TIE Tahlia Fenlon	12	69.5 Overall	0:10.06 600m	0:46.31 [7] (0:13.19)	0:33.12 [3] (0:10.06)	0:23.06 [3] (0:10.94)	0:12.12 [4] (0:12.12)	4.28L	0:33.12	-1
8	4 HARD LANDING Landan Sykes	9	68.8 Overall	0:10.33 600m	0:46.51 [8] (0:13.68)	0:32.83 [9] (0:10.33)	0:22.50 [9] (0:10.86)	0:11.64 [9] (0:11.64)	5.47L	0:32.83	-2
9	5 BOOGIELU Adin Thompson	8	68.4 Overall	0:10.38 600m	0:46.81 [9] (0:13.38)	0:33.43 [5] (0:10.38)	0:23.05 [6] (0:11.05)	0:12.00 [8] (0:12.00)	7.24L	0:33.43	-1

Scratched: Palazzo Spirit (#11), Shock And Awe (#3), Uno Moon (#7)



Horse/Jockey Name	Maguro
Final Rank	1
Fastest Section Time (Section)	0:10.21 (600m)
Top Speed [km/h] (Section)	71.5 (600m)
Race State	Finished



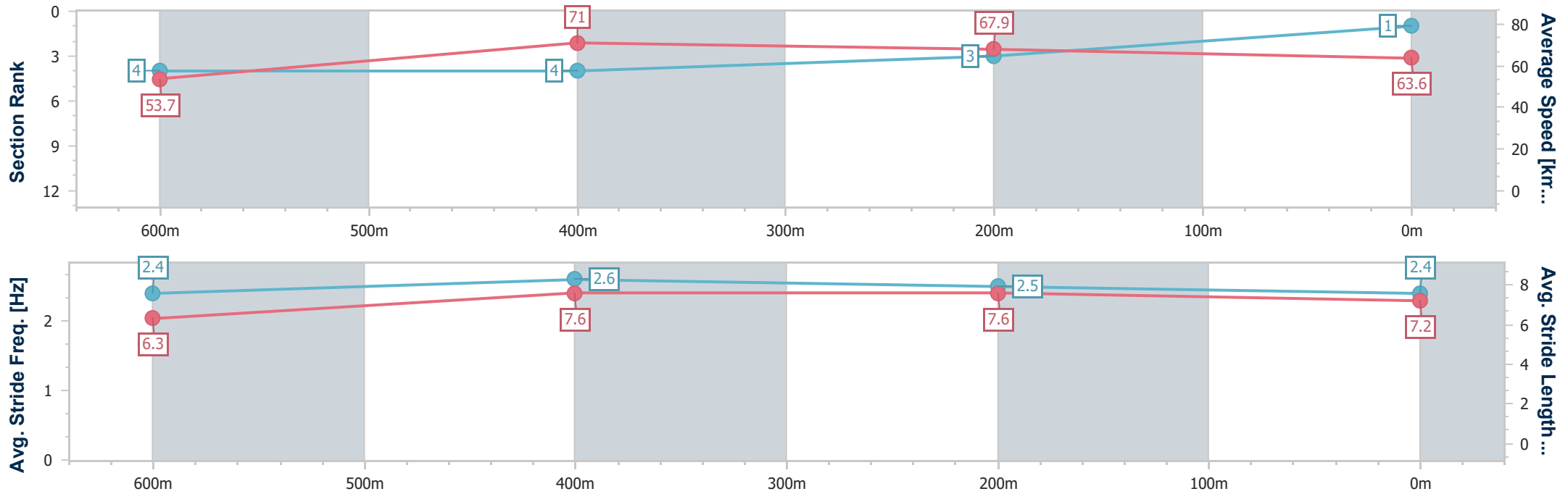
Ipswich QLD Professional
Race 3: IPSWICH PRO DRIVE BENCHMARK 70 Handicap - 800m



19 August 2024 - 13:48

Track Rating: Soft 7, Weather: Fine, Rail Position: True

Section	Overall	600m	400m	200m
Section Times	0:45.58 [1] (0:13.37)	0:32.21 [4] (0:10.21)	0:22.00 [4] (0:10.59)	0:11.41 [3] (0:11.41)
Average Speed [km/h]	53.7	71.0	67.9	63.6
Top Speed [km/h]	69.1	71.5	69.9	66.6
Avg. Dist. to Rail [m]	6.3	1.9	1.6	3.2
Avg. Stride Freq. [Hz]	2.4	2.6	2.5	2.4
Avg. Stride Length [m]	6.3	7.6	7.6	7.2



- [] Ranking at each section and finish
- .-.- No data available at this section
- NA No data available



Horse/Jockey Name	Piece Of Turf
Final Rank	2
Fastest Section Time (Section)	0:10.26 (600m)
Top Speed [km/h] (Section)	71.1 (600m)
Race State	Finished



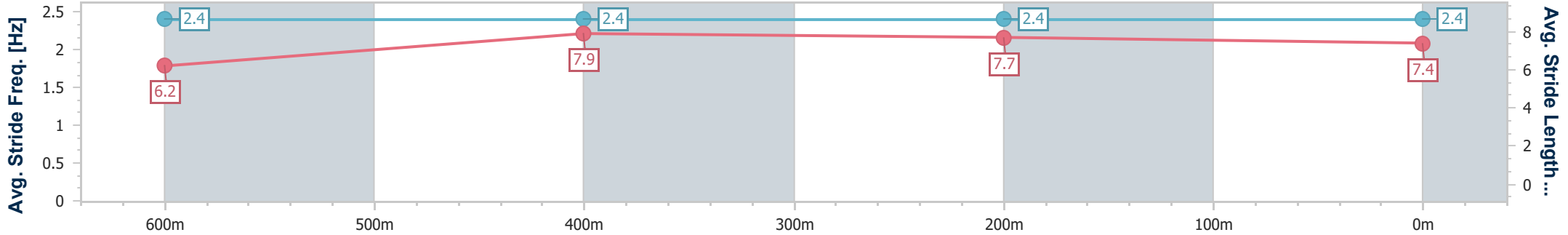
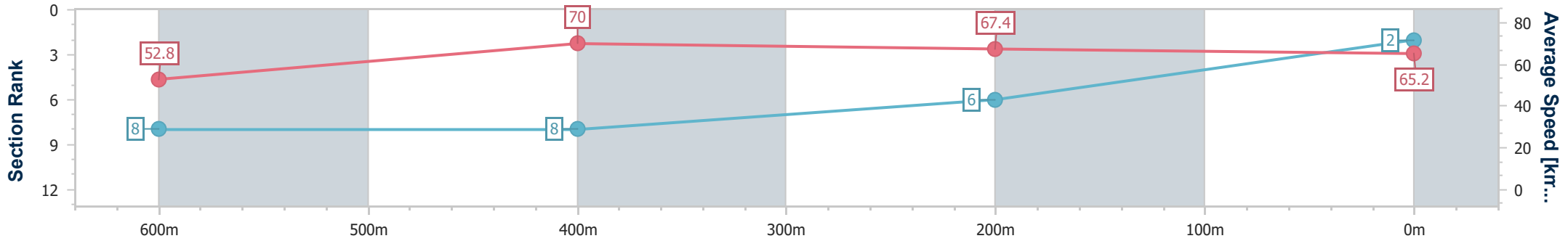
Ipswich QLD Professional
Race 3: IPSWICH PRO DRIVE BENCHMARK 70 Handicap - 800m



19 August 2024 - 13:48

Track Rating: Soft 7, Weather: Fine, Rail Position: True

Section	Overall	600m	400m	200m
Section Times	0:45.75 [2] (0:13.66)	0:32.09 [8] (0:10.26)	0:21.83 [8] (0:10.73)	0:11.10 [6] (0:11.10)
Average Speed [km/h]	52.8	70.0	67.4	65.2
Top Speed [km/h]	68.4	71.1	68.2	66.9
Avg. Dist. to Rail [m]	9.4	2.2	1.5	5.1
Avg. Stride Freq. [Hz]	2.4	2.4	2.4	2.4
Avg. Stride Length [m]	6.2	7.9	7.7	7.4



- [] Ranking at each section and finish
- .-.- No data available at this section
- NA No data available



Horse/Jockey Name	Deep Blast
Final Rank	3
Fastest Section Time (Section)	0:10.18 (600m)
Top Speed [km/h] (Section)	71.3 (600m)
Race State	Finished



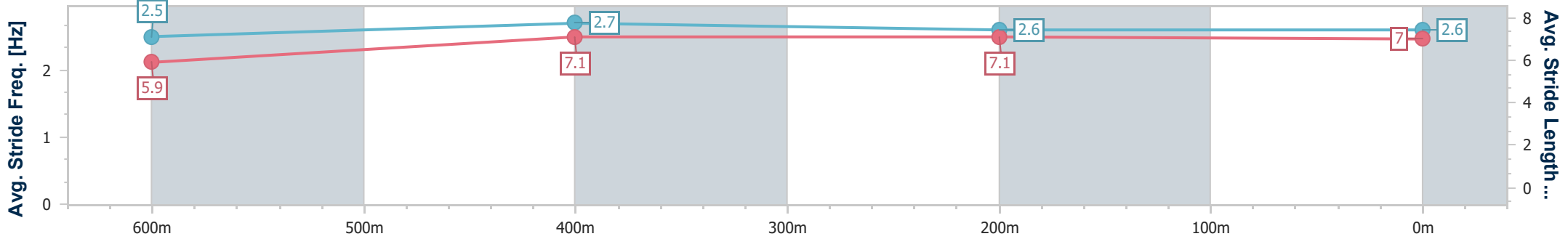
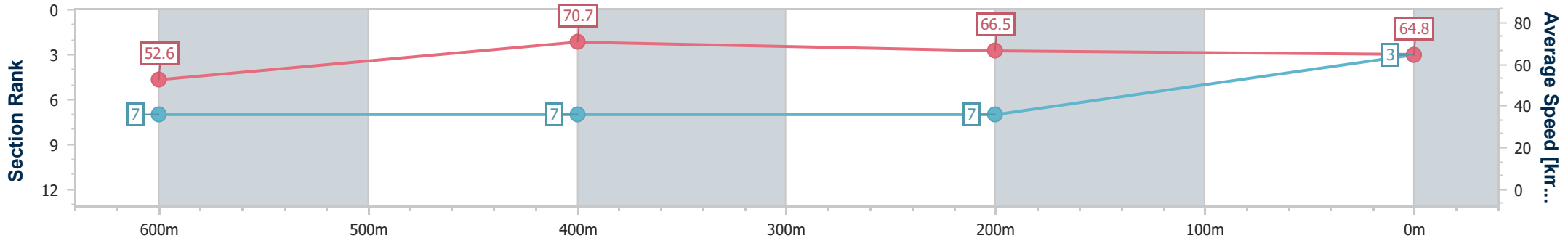
Ipswich QLD Professional
Race 3: IPSWICH PRO DRIVE BENCHMARK 70 Handicap - 800m



19 August 2024 - 13:48

Track Rating: Soft 7, Weather: Fine, Rail Position: True

Section	Overall	600m	400m	200m
Section Times	0:45.82 [3] (0:13.66)	0:32.16 [7] (0:10.18)	0:21.98 [7] (0:10.82)	0:11.16 [7] (0:11.16)
Average Speed [km/h]	52.6	70.7	66.5	64.8
Top Speed [km/h]	70.2	71.3	67.6	66.0
Avg. Dist. to Rail [m]	5.6	1.5	1.0	5.0
Avg. Stride Freq. [Hz]	2.5	2.7	2.6	2.6
Avg. Stride Length [m]	5.9	7.1	7.1	7.0



- [] Ranking at each section and finish
- .-.- No data available at this section
- NA No data available



Horse/Jockey Name	Lady Invader
Final Rank	4
Fastest Section Time (Section)	0:10.02 (600m)
Top Speed [km/h] (Section)	70.2 (Overall)
Race State	Finished



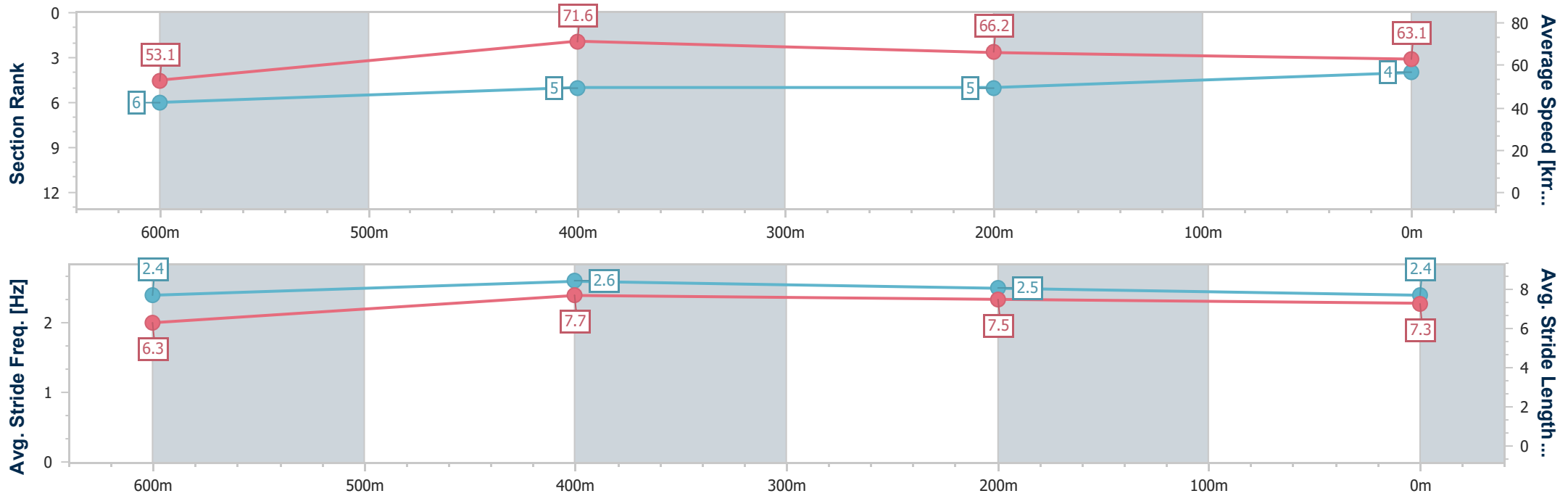
Ipswich QLD Professional
Race 3: IPSWICH PRO DRIVE BENCHMARK 70 Handicap - 800m



19 August 2024 - 13:48

Track Rating: Soft 7, Weather: Fine, Rail Position: True

Section	Overall	600m	400m	200m
Section Times	0:45.88 [4] (0:13.59)	0:32.29 [6] (0:10.02)	0:22.27 [5] (0:10.81)	0:11.46 [5] (0:11.46)
Average Speed [km/h]	53.1	71.6	66.2	63.1
Top Speed [km/h]	70.2	69.1	68.7	64.3
Avg. Dist. to Rail [m]	5.0	1.6	1.1	3.4
Avg. Stride Freq. [Hz]	2.4	2.6	2.5	2.4
Avg. Stride Length [m]	6.3	7.7	7.5	7.3



- [] Ranking at each section and finish
- .-.- No data available at this section
- NA No data available



Horse/Jockey Name	Campai
Final Rank	5
Fastest Section Time (Section)	0:10.06 (600m)
Top Speed [km/h] (Section)	70.2 (Overall)
Race State	Finished



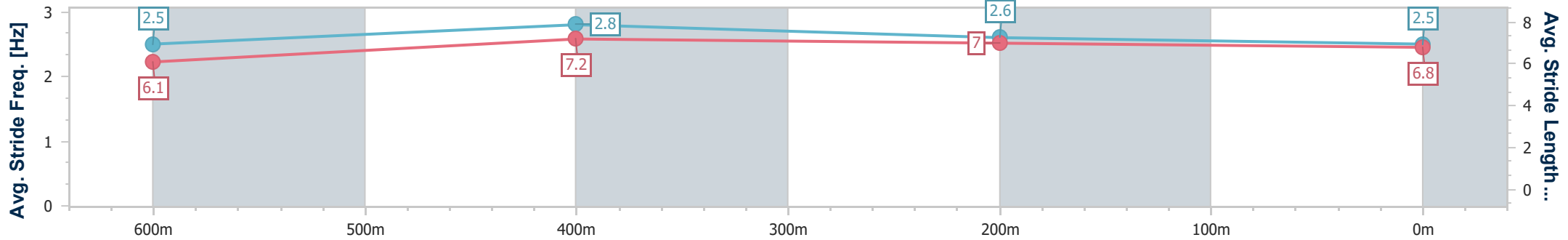
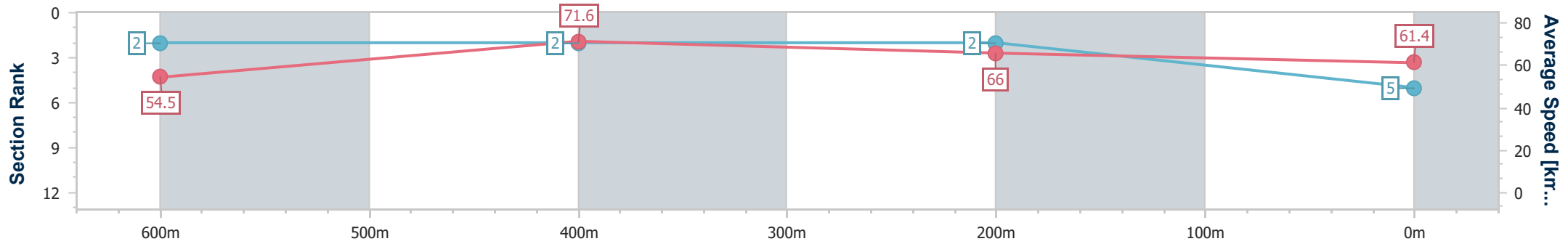
Ipswich QLD Professional
Race 3: IPSWICH PRO DRIVE BENCHMARK 70 Handicap - 800m



19 August 2024 - 13:48

Track Rating: Soft 7, Weather: Fine, Rail Position: True

Section	Overall	600m	400m	200m
Section Times	0:45.89 [5] (0:13.18)	0:32.71 [2] (0:10.06)	0:22.65 [2] (0:10.89)	0:11.76 [2] (0:11.76)
Average Speed [km/h]	54.5	71.6	66.0	61.4
Top Speed [km/h]	70.2	68.8	69.6	64.0
Avg. Dist. to Rail [m]	5.1	1.7	0.9	1.0
Avg. Stride Freq. [Hz]	2.5	2.8	2.6	2.5
Avg. Stride Length [m]	6.1	7.2	7.0	6.8



- [] Ranking at each section and finish
- .-.- No data available at this section
- NA No data available



Horse/Jockey Name	Flying Rupert
Final Rank	6
Fastest Section Time (Section)	0:09.99 (600m)
Top Speed [km/h] (Section)	69.5 (600m)
Race State	Finished



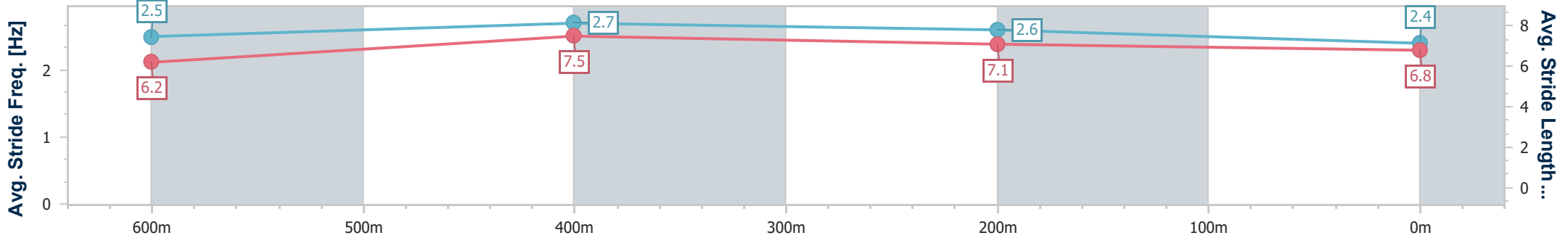
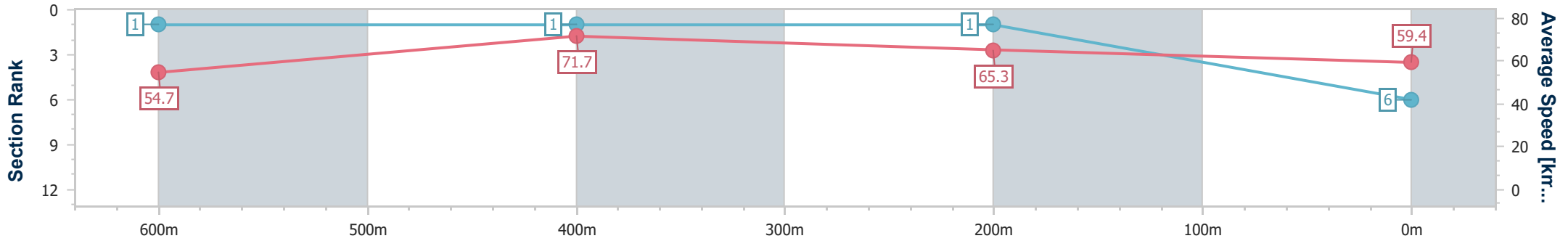
Ipswich QLD Professional
Race 3: IPSWICH PRO DRIVE BENCHMARK 70 Handicap - 800m



19 August 2024 - 13:48

Track Rating: Soft 7, Weather: Fine, Rail Position: True

Section	Overall	600m	400m	200m
Section Times	0:46.25 [6] (0:13.15)	0:33.10 [1] (0:09.99)	0:23.11 [1] (0:10.98)	0:12.13 [1] (0:12.13)
Average Speed [km/h]	54.7	71.7	65.3	59.4
Top Speed [km/h]	69.1	69.5	68.6	62.7
Avg. Dist. to Rail [m]	3.5	1.6	1.3	0.9
Avg. Stride Freq. [Hz]	2.5	2.7	2.6	2.4
Avg. Stride Length [m]	6.2	7.5	7.1	6.8



- [] Ranking at each section and finish
- .-.- No data available at this section
- NA No data available



Horse/Jockey Name	Tiger Tie
Final Rank	7
Fastest Section Time (Section)	0:10.06 (600m)
Top Speed [km/h] (Section)	69.5 (Overall)
Race State	Finished



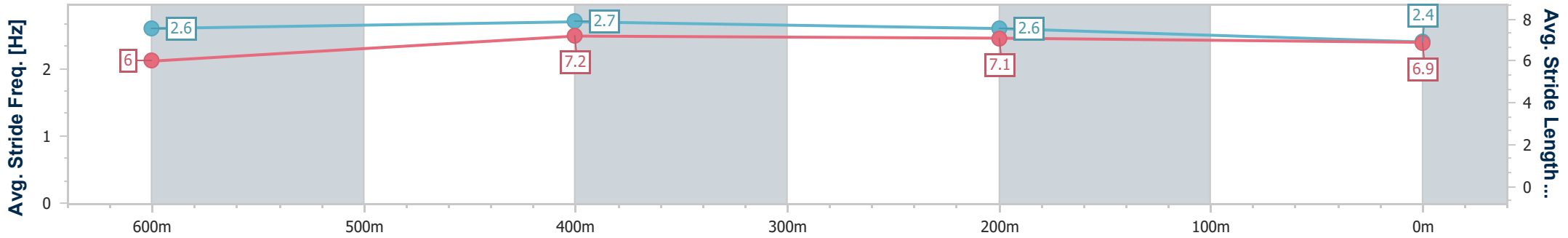
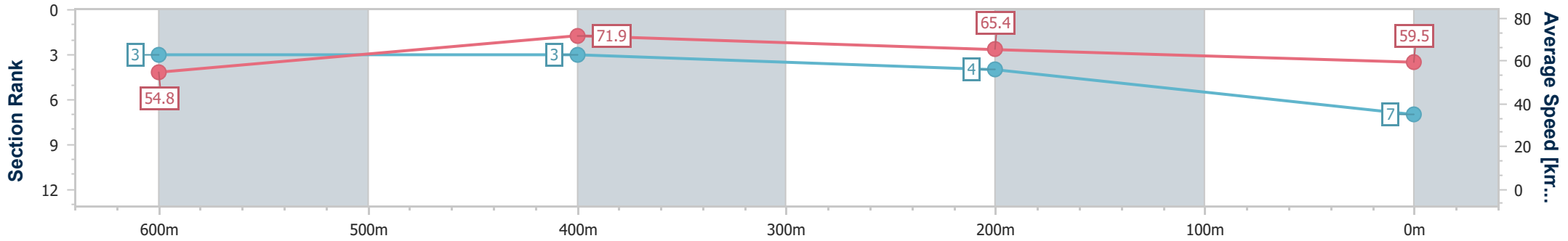
Ipswich QLD Professional
Race 3: IPSWICH PRO DRIVE BENCHMARK 70 Handicap - 800m



19 August 2024 - 13:48

Track Rating: Soft 7, Weather: Fine, Rail Position: True

Section	Overall	600m	400m	200m
Section Times	0:46.31 [7] (0:13.19)	0:33.12 [3] (0:10.06)	0:23.06 [3] (0:10.94)	0:12.12 [4] (0:12.12)
Average Speed [km/h]	54.8	71.9	65.4	59.5
Top Speed [km/h]	69.5	69.5	68.7	63.6
Avg. Dist. to Rail [m]	10.1	2.7	0.6	1.6
Avg. Stride Freq. [Hz]	2.6	2.7	2.6	2.4
Avg. Stride Length [m]	6.0	7.2	7.1	6.9



- [] Ranking at each section and finish
- .-.- No data available at this section
- NA No data available



Horse/Jockey Name	Hard Landing
Final Rank	8
Fastest Section Time (Section)	0:10.33 (600m)
Top Speed [km/h] (Section)	68.8 (Overall)
Race State	Finished



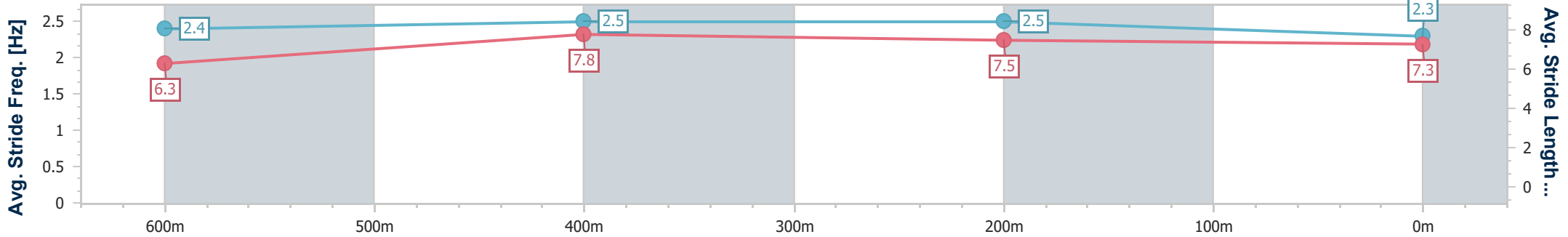
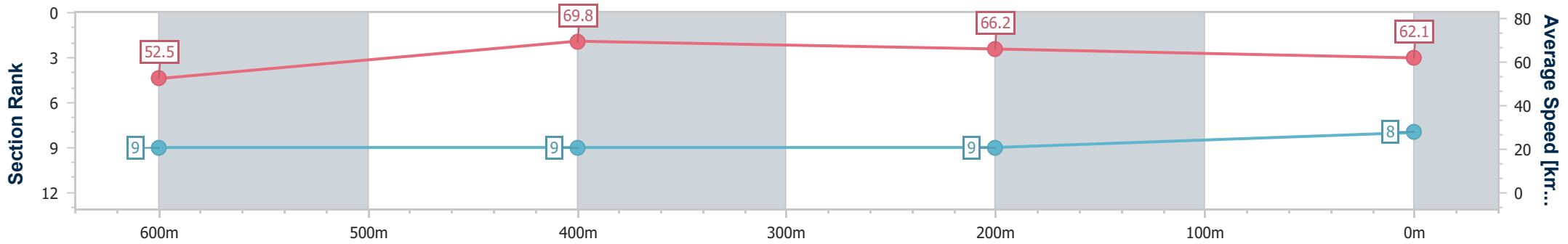
Ipswich QLD Professional
Race 3: IPSWICH PRO DRIVE BENCHMARK 70 Handicap - 800m



19 August 2024 - 13:48

Track Rating: Soft 7, Weather: Fine, Rail Position: True

Section	Overall	600m	400m	200m
Section Times	0:46.51 [8] (0:13.68)	0:32.83 [9] (0:10.33)	0:22.50 [9] (0:10.86)	0:11.64 [9] (0:11.64)
Average Speed [km/h]	52.5	69.8	66.2	62.1
Top Speed [km/h]	68.8	68.8	68.4	65.4
Avg. Dist. to Rail [m]	8.1	1.7	0.6	0.9
Avg. Stride Freq. [Hz]	2.4	2.5	2.5	2.3
Avg. Stride Length [m]	6.3	7.8	7.5	7.3



- [] Ranking at each section and finish
- .-.- No data available at this section
- NA No data available



Horse/Jockey Name	Boogielu
Final Rank	9
Fastest Section Time (Section)	0:10.38 (600m)
Top Speed [km/h] (Section)	68.4 (Overall)
Race State	Finished



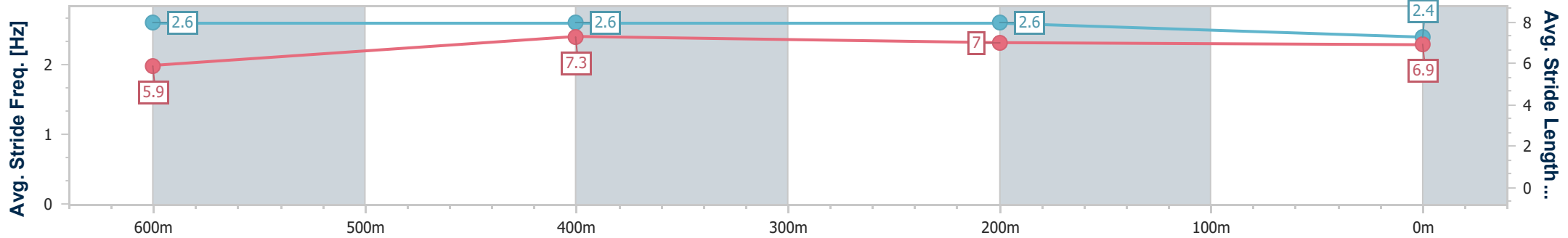
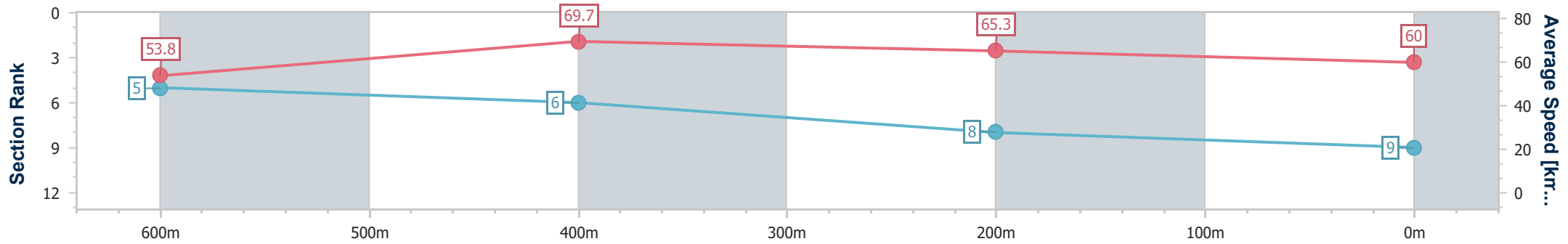
Ipswich QLD Professional
Race 3: IPSWICH PRO DRIVE BENCHMARK 70 Handicap - 800m



19 August 2024 - 13:48

Track Rating: Soft 7, Weather: Fine, Rail Position: True

Section	Overall	600m	400m	200m
Section Times	0:46.81 [9] (0:13.38)	0:33.43 [5] (0:10.38)	0:23.05 [6] (0:11.05)	0:12.00 [8] (0:12.00)
Average Speed [km/h]	53.8	69.7	65.3	60.0
Top Speed [km/h]	68.4	68.4	67.7	63.4
Avg. Dist. to Rail [m]	6.9	1.9	1.3	4.2
Avg. Stride Freq. [Hz]	2.6	2.6	2.6	2.4
Avg. Stride Length [m]	5.9	7.3	7.0	6.9



- [] Ranking at each section and finish
- .-.- No data available at this section
- NA No data available