



Ipswich QLD Professional

Race 1: BARRIER REEF POOLS Maiden Plate - 1350m

19 August 2024 - 12:38



Track Rating: Soft 7, Weather: Fine, Rail Position: True

Section		Overall	1200m	1000m	800m	600m	400m	Last 600m				
Field Times		1:22.18 (0:11.32)	1:10.86 (0:11.33)	0:59.53 (0:11.45)	0:48.08 (0:12.18)	0:35.90 (0:11.90)	0:24.00 (0:11.56)	0:35.90				
Rank	TAB Horse/Jockey	Barrier	Top Speed [km/h]	Fastest Section	Distance Travelled [m]							
1	9 POWER ACE Emily Lang	6	64.9 Overall	0:11.32 Overall	1:22.18 [1] (0:11.32)	1:10.86 [1] (0:11.33)	0:59.53 [1] (0:11.45)	0:48.08 [1] (0:12.18)	0:35.90 [1] (0:11.90)	0:24.00 [1] (0:11.56)	0:35.90	
2	1 AZUKI Cejay Graham	13	65.4 1000m	0:11.21 1200m	1:22.39 [2] (0:11.51)	1:10.88 [3] (0:11.21)	0:59.67 [2] (0:11.47)	0:48.20 [2] (0:12.21)	0:35.99 [2] (0:11.96)	0:24.03 [2] (0:11.78)	0:35.99 +5	
3	16 BLIND DESIRE Micheal Hellyer	5	64.5 1200m	0:11.41 1200m	1:23.38 [3] (0:11.65)	1:11.73 [5] (0:11.41)	1:00.32 [5] (0:11.57)	0:48.75 [5] (0:12.13)	0:36.62 [5] (0:11.81)	0:24.81 [5] (0:12.20)	0:36.62 +7	
4	2 DISCOVER James Orman	2	64.4 1000m	0:11.43 1200m	1:23.50 [4] (0:11.61)	1:11.89 [4] (0:11.43)	1:00.46 [4] (0:11.44)	0:49.02 [4] (0:12.14)	0:36.88 [4] (0:11.92)	0:24.96 [4] (0:12.11)	0:36.88 +0	
5	4 SIR LEONIDAS Matthew Gray	7	63.6 1200m	0:11.53 1200m	1:23.59 [5] (0:12.14)	1:11.45 [8] (0:11.53)	0:59.92 [8] (0:11.60)	0:48.32 [8] (0:11.92)	0:36.40 [8] (0:12.12)	0:24.28 [8] (0:12.09)	0:36.40 +4	
6	18 IT IS WHAT IT IS Damien Thornton	10	64.7 1200m	0:11.41 1200m	1:23.76 [6] (0:11.89)	1:11.87 [7] (0:11.41)	1:00.46 [6] (0:11.43)	0:49.03 [6] (0:12.11)	0:36.92 [7] (0:11.86)	0:25.06 [6] (0:12.15)	0:36.92 +2	
7	14 SAMURAI WAND Samantha Collett	11	63.7 1000m	0:11.56 1000m	1:23.80 [7] (0:11.75)	1:12.05 [6] (0:11.63)	1:00.42 [7] (0:11.56)	0:48.86 [7] (0:11.87)	0:36.99 [6] (0:12.00)	0:24.99 [7] (0:12.49)	0:36.99 +9	
8	7 ELLEYANNA Nozi Tomizawa	8	64.6 Overall	0:11.36 1200m	1:24.17 [8] (0:11.45)	1:12.72 [2] (0:11.36)	1:01.36 [3] (0:11.60)	0:49.76 [3] (0:12.18)	0:37.58 [3] (0:11.91)	0:25.67 [3] (0:12.21)	0:37.58 +5	

Scratched: Sassy Beans (#10), That Kiss (#11), Windflower (#12), Half Listening (#3), Wing Nut (#5), Bucks Fizz (#6), Pow Now (#8), Level One (#17), You'll Never Guess (#13), What Artists Do (#15)

[] Ranking at each section and finish
 -:-:- No data available at this section
 NA No data available

SCN Saddle cloth number
 DNF Did not finish
 DNT Did not track



Ipswich QLD Professional

Race 1: BARRIER REEF POOLS Maiden Plate - 1350m

19 August 2024 - 12:38



Track Rating: Soft 7, Weather: Fine, Rail Position: True

Section				200m				Last 600m	
Field Times				0:12.44				0:35.90	
				(0:12.44)					
Rank	TAB	Horse/Jockey	Barrier	Top Speed [km/h]	Fastest Section	Margin			Distance Travelled [m]
1	9	POWER ACE Emily Lang	6	64.9	0:11.32	0:12.44 [1]	1:22.19		0:35.90
				Overall	Overall	(0:12.44)			
2	1	AZUKI Cejay Graham	13	65.4	0:11.21	0:12.25 [2]	1.23L		0:35.99 +5
				1000m	1200m	(0:12.25)			
3	16	BLIND DESIRE Micheal Hellyer	5	64.5	0:11.41	0:12.61 [5]	7.05L		0:36.62 +7
				1200m	1200m	(0:12.61)			
4	2	DISCOVER James Orman	2	64.4	0:11.43	0:12.85 [3]	7.71L		0:36.88 +0
				1000m	1200m	(0:12.85)			
5	4	SIR LEONIDAS Matthew Gray	7	63.6	0:11.53	0:12.19 [8]	8.28L		0:36.40 +4
				1200m	1200m	(0:12.19)			
6	18	IT IS WHAT IT IS Damien Thornton	10	64.7	0:11.41	0:12.91 [6]	9.25L		0:36.92 +2
				1200m	1200m	(0:12.91)			
7	14	SAMURAI WAND Samantha Collett	11	63.7	0:11.56	0:12.50 [7]	9.53L		0:36.99 +9
				1000m	1000m	(0:12.50)			
8	7	ELLEYANNA Nozi Tomizawa	8	64.6	0:11.36	0:13.46 [4]	11.67L		0:37.58 +5
				Overall	1200m	(0:13.46)			

Scratched: Sassy Beans (#10), That Kiss (#11), Windflower (#12), Half Listening (#3), Wing Nut (#5), Bucks Fizz (#6), Pow Now (#8), Level One (#17), You'll Never Guess (#13), What Artists Do (#15)

[] Ranking at each section and finish
 -:-:- No data available at this section
 NA No data available

SCN Saddle cloth number
 DNF Did not finish
 DNT Did not track



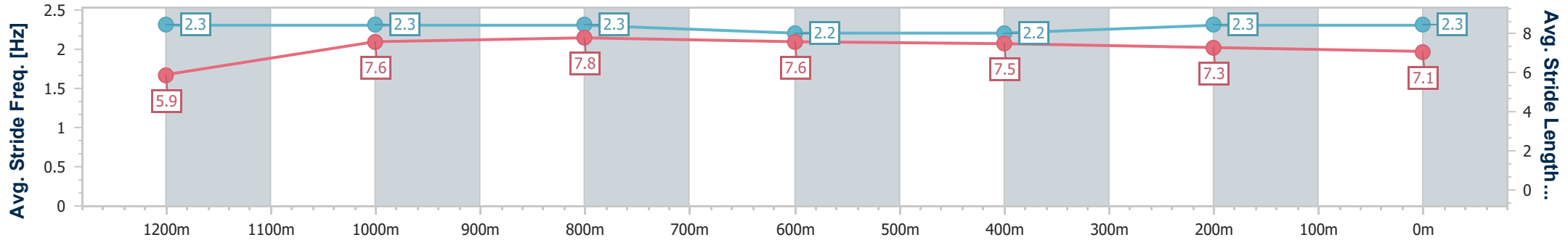
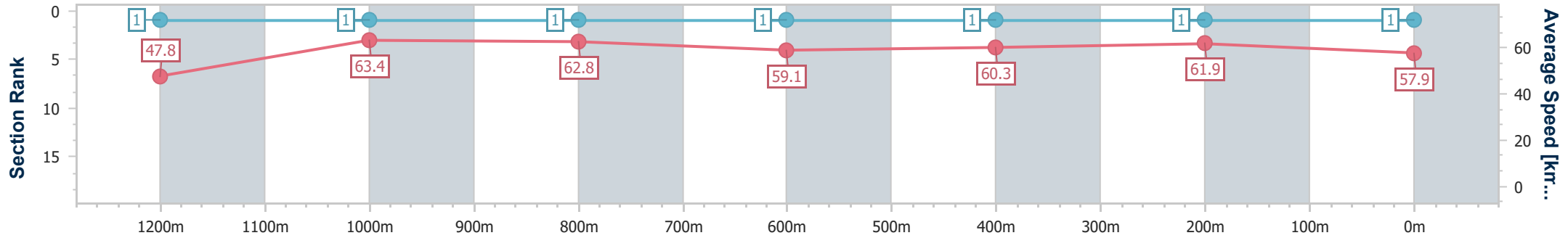
Horse/Jockey Name	Power Ace
Final Rank	1
Fastest Section Time (Section)	0:11.32 (Overall)
Top Speed [km/h] (Section)	64.9 (Overall)
Race State	Finished



Ipswich QLD Professional
 Race 1: BARRIER REEF POOLS Maiden Plate - 1350m
 19 August 2024 - 12:38
 Track Rating: Soft 7, Weather: Fine, Rail Position: True



Section	Overall	1200m	1000m	800m	600m	400m	200m
Section Times	1:22.18 [1] (0:11.32)	1:10.86 [1] (0:11.33)	0:59.53 [1] (0:11.45)	0:48.08 [1] (0:12.18)	0:35.90 [1] (0:11.90)	0:24.00 [1] (0:11.56)	0:12.44 [1] (0:12.44)
Average Speed [km/h]	47.8	63.4	62.8	59.1	60.3	61.9	57.9
Top Speed [km/h]	64.9	64.1	64.5	60.8	62.3	62.5	61.0
Avg. Dist. to Rail [m]	1.5	1.0	0.4	0.5	1.0	1.4	1.5
Avg. Stride Freq. [Hz]	2.3	2.3	2.3	2.2	2.2	2.3	2.3
Avg. Stride Length [m]	5.9	7.6	7.8	7.6	7.5	7.3	7.1



- [] Ranking at each section and finish
- .-.- No data available at this section
- NA No data available



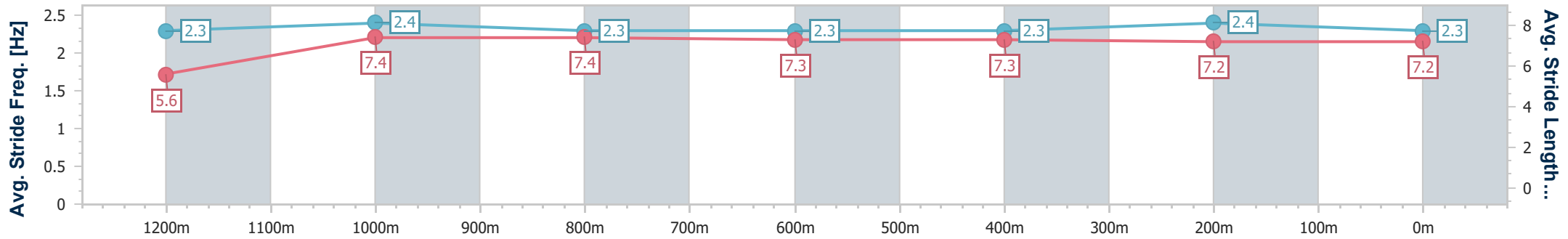
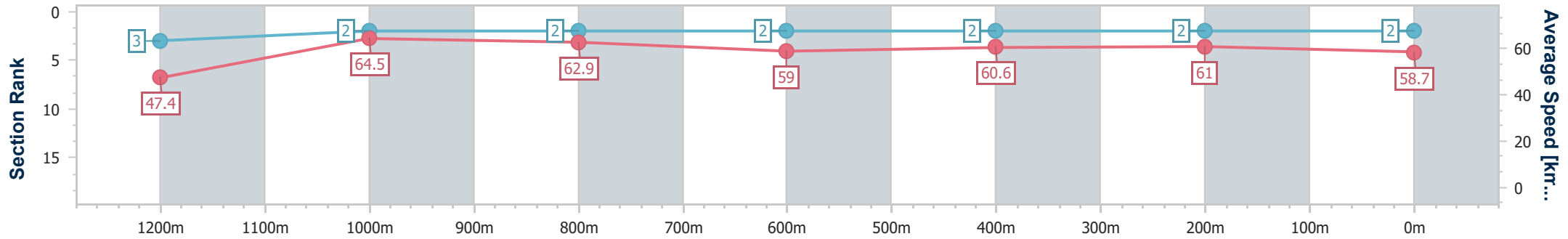
Horse/Jockey Name	Azuki
Final Rank	2
Fastest Section Time (Section)	0:11.21 (1200m)
Top Speed [km/h] (Section)	65.4 (1000m)
Race State	Finished



Ipswich QLD Professional
 Race 1: BARRIER REEF POOLS Maiden Plate - 1350m
 19 August 2024 - 12:38
 Track Rating: Soft 7, Weather: Fine, Rail Position: True



Section	Overall	1200m	1000m	800m	600m	400m	200m
Section Times	1:22.39 [2] (0:11.51)	1:10.88 [3] (0:11.21)	0:59.67 [2] (0:11.47)	0:48.20 [2] (0:12.21)	0:35.99 [2] (0:11.96)	0:24.03 [2] (0:11.78)	0:12.25 [2] (0:12.25)
Average Speed [km/h]	47.4	64.5	62.9	59.0	60.6	61.0	58.7
Top Speed [km/h]	54.0	65.2	65.4	63.4	61.2	62.3	61.6
Avg. Dist. to Rail [m]	6.9	3.3	1.4	0.3	0.2	0.3	1.3
Avg. Stride Freq. [Hz]	2.3	2.4	2.3	2.3	2.3	2.4	2.3
Avg. Stride Length [m]	5.6	7.4	7.4	7.3	7.3	7.2	7.2



- [] Ranking at each section and finish
- :-:- No data available at this section
- NA No data available



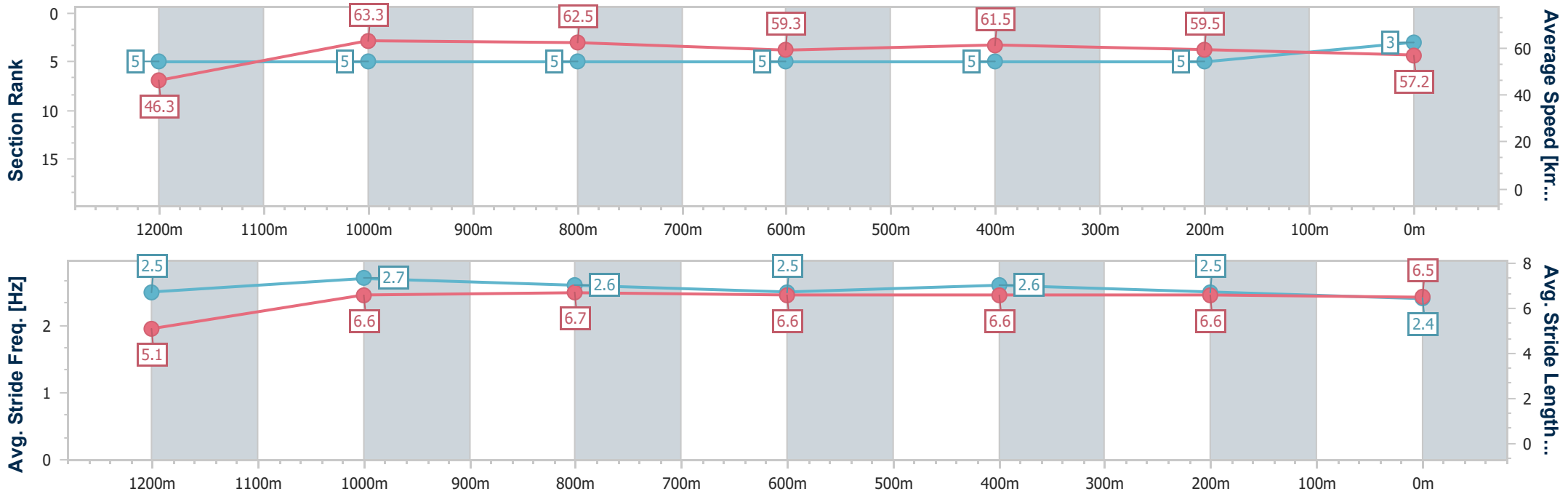
Horse/Jockey Name	Blind Desire
Final Rank	3
Fastest Section Time (Section)	0:11.41 (1200m)
Top Speed [km/h] (Section)	64.5 (1200m)
Race State	Finished



Ipswich QLD Professional
 Race 1: BARRIER REEF POOLS Maiden Plate - 1350m
 19 August 2024 - 12:38
 Track Rating: Soft 7, Weather: Fine, Rail Position: True



Section	Overall	1200m	1000m	800m	600m	400m	200m
Section Times	1:23.38 [3] (0:11.65)	1:11.73 [5] (0:11.41)	1:00.32 [5] (0:11.57)	0:48.75 [5] (0:12.13)	0:36.62 [5] (0:11.81)	0:24.81 [5] (0:12.20)	0:12.61 [5] (0:12.61)
Average Speed [km/h]	46.3	63.3	62.5	59.3	61.5	59.5	57.2
Top Speed [km/h]	64.5	64.5	64.3	60.9	62.8	61.1	58.6
Avg. Dist. to Rail [m]	2.1	2.6	1.1	0.4	2.2	2.3	3.3
Avg. Stride Freq. [Hz]	2.5	2.7	2.6	2.5	2.6	2.5	2.4
Avg. Stride Length [m]	5.1	6.6	6.7	6.6	6.6	6.6	6.5



- [] Ranking at each section and finish
- .-.- No data available at this section
- NA No data available



Horse/Jockey Name	Discover
Final Rank	4
Fastest Section Time (Section)	0:11.43 (1200m)
Top Speed [km/h] (Section)	64.4 (1000m)
Race State	Finished



Ipswich QLD Professional

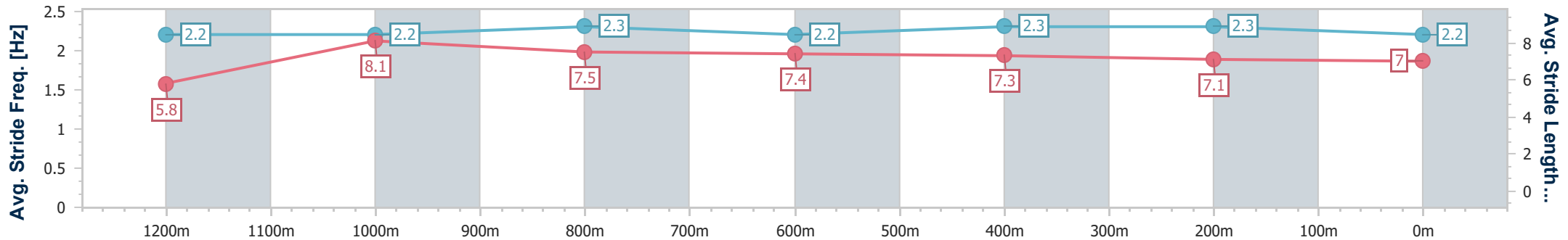
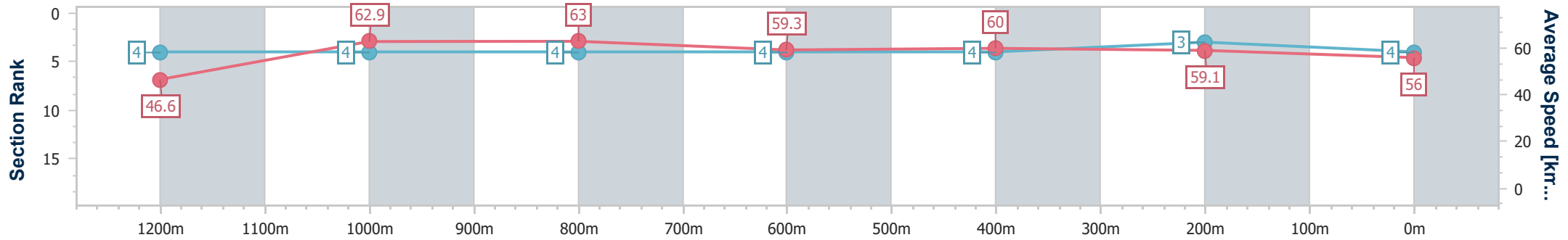
Race 1: BARRIER REEF POOLS Maiden Plate - 1350m

19 August 2024 - 12:38



Track Rating: Soft 7, Weather: Fine, Rail Position: True

Section	Overall	1200m	1000m	800m	600m	400m	200m
Section Times	1:23.50 [4] (0:11.61)	1:11.89 [4] (0:11.43)	1:00.46 [4] (0:11.44)	0:49.02 [4] (0:12.14)	0:36.88 [4] (0:11.92)	0:24.96 [4] (0:12.11)	0:12.85 [3] (0:12.85)
Average Speed [km/h]	46.6	62.9	63.0	59.3	60.0	59.1	56.0
Top Speed [km/h]	64.1	64.2	64.4	60.4	61.8	61.8	57.5
Avg. Dist. to Rail [m]	1.0	1.4	0.5	0.3	0.9	0.9	0.5
Avg. Stride Freq. [Hz]	2.2	2.2	2.3	2.2	2.3	2.3	2.2
Avg. Stride Length [m]	5.8	8.1	7.5	7.4	7.3	7.1	7.0



- [] Ranking at each section and finish
- .-.- No data available at this section
- NA No data available



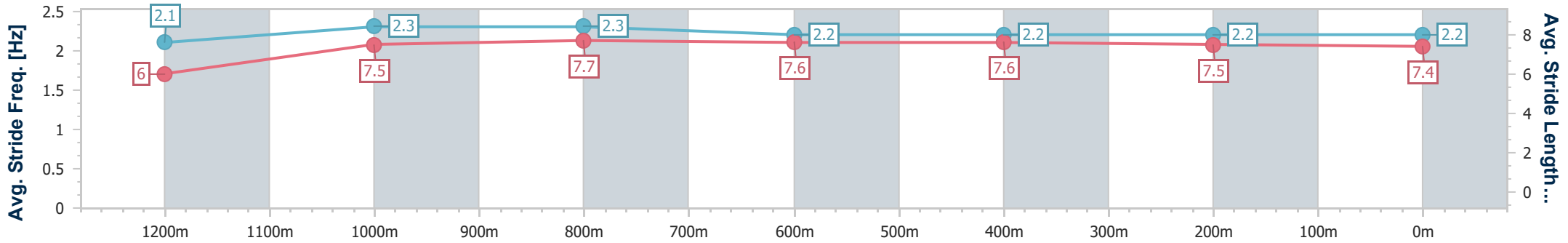
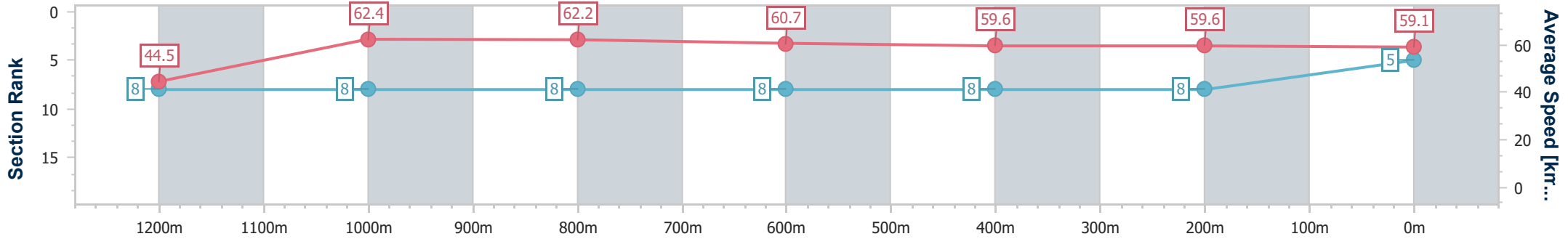
Horse/Jockey Name	Sir Leonidas
Final Rank	5
Fastest Section Time (Section)	0:11.53 (1200m)
Top Speed [km/h] (Section)	63.6 (1200m)
Race State	Finished



Ipswich QLD Professional
 Race 1: BARRIER REEF POOLS Maiden Plate - 1350m
 19 August 2024 - 12:38
 Track Rating: Soft 7, Weather: Fine, Rail Position: True



Section	Overall	1200m	1000m	800m	600m	400m	200m
Section Times	1:23.59 [5] (0:12.14)	1:11.45 [8] (0:11.53)	0:59.92 [8] (0:11.60)	0:48.32 [8] (0:11.92)	0:36.40 [8] (0:12.12)	0:24.28 [8] (0:12.09)	0:12.19 [8] (0:12.19)
Average Speed [km/h]	44.5	62.4	62.2	60.7	59.6	59.6	59.1
Top Speed [km/h]	61.4	63.6	63.0	62.0	59.9	60.0	59.5
Avg. Dist. to Rail [m]	2.2	1.6	0.7	0.7	1.2	0.3	0.8
Avg. Stride Freq. [Hz]	2.1	2.3	2.3	2.2	2.2	2.2	2.2
Avg. Stride Length [m]	6.0	7.5	7.7	7.6	7.6	7.5	7.4



- [] Ranking at each section and finish
- .-.- No data available at this section
- NA No data available



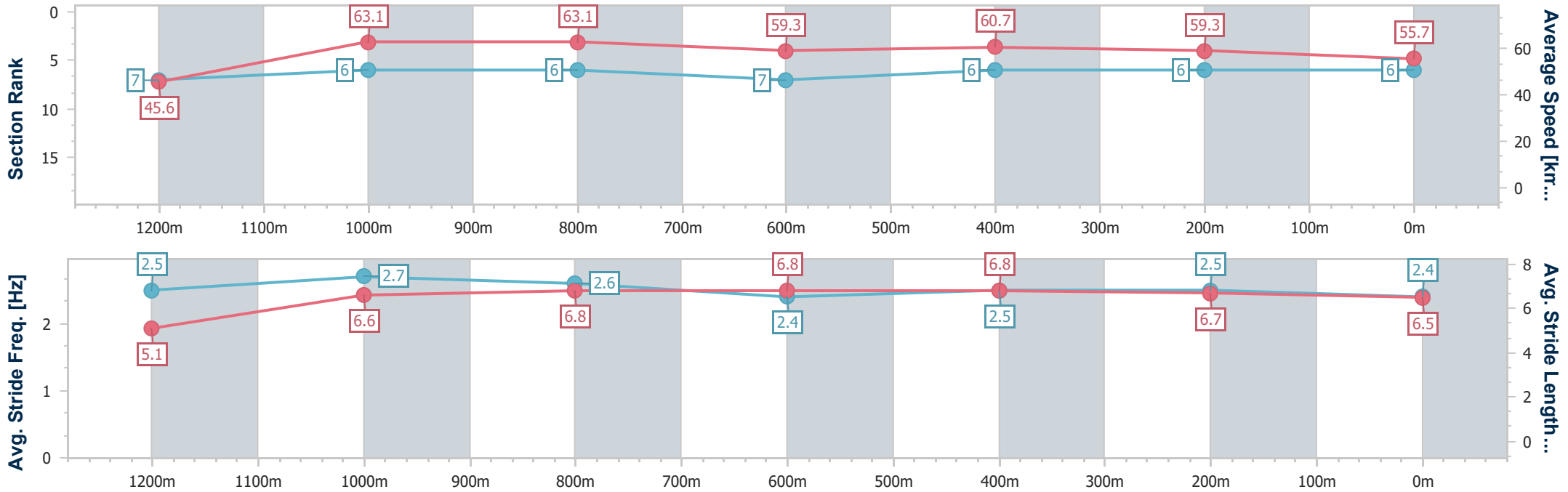
Horse/Jockey Name	It Is What It Is
Final Rank	6
Fastest Section Time (Section)	0:11.41 (1200m)
Top Speed [km/h] (Section)	64.7 (1200m)
Race State	Finished



Ipswich QLD Professional
 Race 1: BARRIER REEF POOLS Maiden Plate - 1350m
 19 August 2024 - 12:38
 Track Rating: Soft 7, Weather: Fine, Rail Position: True



Section	Overall	1200m	1000m	800m	600m	400m	200m
Section Times	1:23.76 [6] (0:11.89)	1:11.87 [7] (0:11.41)	1:00.46 [6] (0:11.43)	0:49.03 [6] (0:12.11)	0:36.92 [7] (0:11.86)	0:25.06 [6] (0:12.15)	0:12.91 [6] (0:12.91)
Average Speed [km/h]	45.6	63.1	63.1	59.3	60.7	59.3	55.7
Top Speed [km/h]	63.4	64.7	64.1	61.1	62.1	60.7	57.5
Avg. Dist. to Rail [m]	4.1	1.2	0.3	0.8	0.3	1.3	3.1
Avg. Stride Freq. [Hz]	2.5	2.7	2.6	2.4	2.5	2.5	2.4
Avg. Stride Length [m]	5.1	6.6	6.8	6.8	6.8	6.7	6.5



- [] Ranking at each section and finish
- .-.- No data available at this section
- NA No data available



Horse/Jockey Name	Samurai Wand
Final Rank	7
Fastest Section Time (Section)	0:11.56 (1000m)
Top Speed [km/h] (Section)	63.7 (1000m)
Race State	Finished



Ipswich QLD Professional

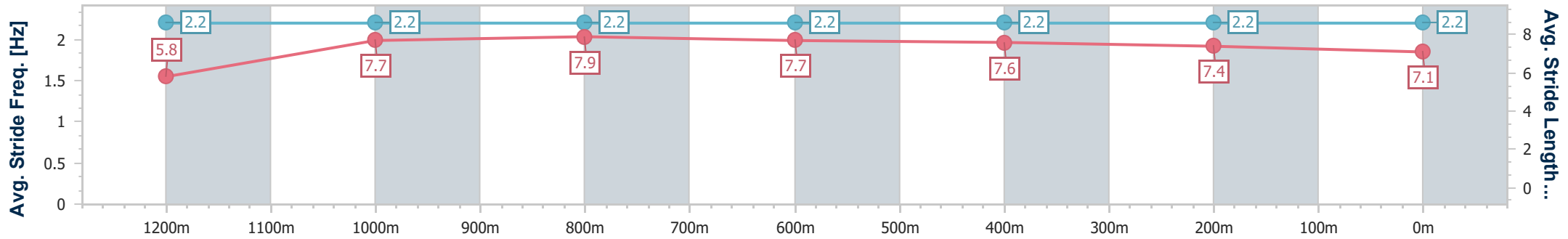
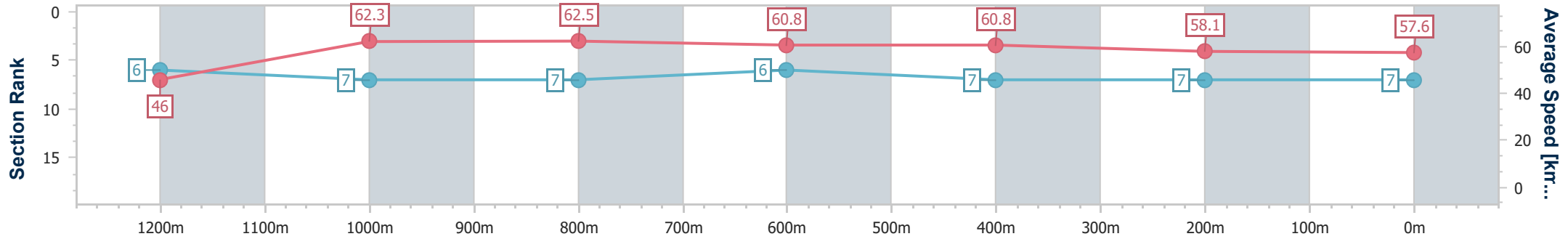
Race 1: BARRIER REEF POOLS Maiden Plate - 1350m

19 August 2024 - 12:38

Track Rating: Soft 7, Weather: Fine, Rail Position: True



Section	Overall	1200m	1000m	800m	600m	400m	200m
Section Times	1:23.80 [7] (0:11.75)	1:12.05 [6] (0:11.63)	1:00.42 [7] (0:11.56)	0:48.86 [7] (0:11.87)	0:36.99 [6] (0:12.00)	0:24.99 [7] (0:12.49)	0:12.50 [7] (0:12.50)
Average Speed [km/h]	46.0	62.3	62.5	60.8	60.8	58.1	57.6
Top Speed [km/h]	62.8	63.5	63.7	62.6	61.9	59.2	58.7
Avg. Dist. to Rail [m]	6.2	3.5	1.2	1.2	3.3	2.2	5.4
Avg. Stride Freq. [Hz]	2.2	2.2	2.2	2.2	2.2	2.2	2.2
Avg. Stride Length [m]	5.8	7.7	7.9	7.7	7.6	7.4	7.1



- [] Ranking at each section and finish
- .-.- No data available at this section
- NA No data available



Horse/Jockey Name	Elleyanna
Final Rank	8
Fastest Section Time (Section)	0:11.36 (1200m)
Top Speed [km/h] (Section)	64.6 (Overall)
Race State	Finished



Ipswich QLD Professional

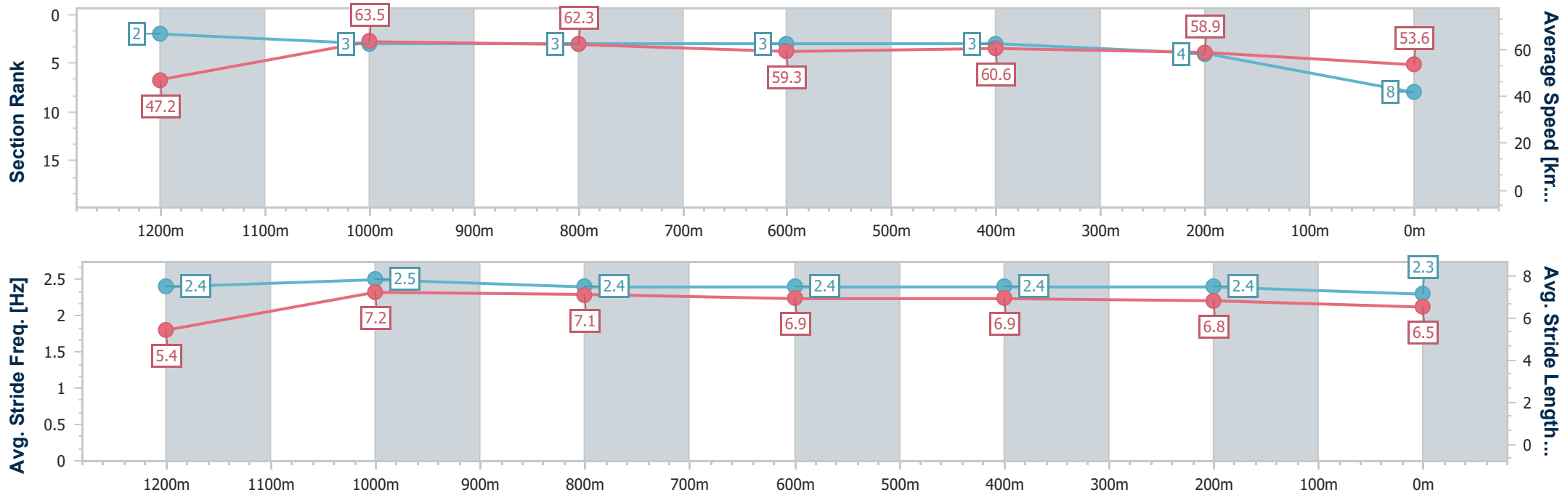
Race 1: BARRIER REEF POOLS Maiden Plate - 1350m

19 August 2024 - 12:38



Track Rating: Soft 7, Weather: Fine, Rail Position: True

Section	Overall	1200m	1000m	800m	600m	400m	200m
Section Times	1:24.17 [8] (0:11.45)	1:12.72 [2] (0:11.36)	1:01.36 [3] (0:11.60)	0:49.76 [3] (0:12.18)	0:37.58 [3] (0:11.91)	0:25.67 [3] (0:12.21)	0:13.46 [4] (0:13.46)
Average Speed [km/h]	47.2	63.5	62.3	59.3	60.6	58.9	53.6
Top Speed [km/h]	64.6	64.2	63.3	60.6	61.7	61.3	56.1
Avg. Dist. to Rail [m]	4.2	2.6	1.4	0.5	1.0	0.5	1.1
Avg. Stride Freq. [Hz]	2.4	2.5	2.4	2.4	2.4	2.4	2.3
Avg. Stride Length [m]	5.4	7.2	7.1	6.9	6.9	6.8	6.5



- [] Ranking at each section and finish
- .-.- No data available at this section
- NA No data available

Track Rating: Soft 7, Weather: Fine, Rail Position: True

Section		Overall	1000m	800m	600m	400m	200m	Last 600m					
Field Times		1:04.55 (0:08.26)	0:56.29 (0:10.68)	0:45.61 (0:10.96)	0:34.65 (0:11.39)	0:23.26 (0:11.37)	0:11.89 (0:11.89)	0:34.65					
Rank	TAB Horse/Jockey	Barrier	Top Speed [km/h]	Fastest Section							Margin	Distance Travelled [m]	
1	1 GODFATHER Andrew Mallyon	3	68.6 1000m	0:08.32 Overall	1:04.55 [1] (0:08.32)	0:56.23 [2] (0:10.86)	0:45.37 [3] (0:10.95)	0:34.42 [3] (0:11.26)	0:23.16 [2] (0:11.31)	0:11.85 [2] (0:11.85)	1:04.55	0:34.42	
2	3 CLOVER'S PRINCE Cejay Graham	4	68.0 1000m	0:08.36 Overall	1:04.67 [2] (0:08.36)	0:56.31 [3] (0:10.68)	0:45.63 [2] (0:10.92)	0:34.71 [2] (0:11.33)	0:23.38 [1] (0:11.37)	0:12.01 [1] (0:12.01)	0.67L	0:34.71	-2
3	5 TOKYO SINS Landan Sykes	5	69.6 1000m	0:08.76 Overall	1:04.88 [3] (0:08.76)	0:56.12 [6] (0:10.58)	0:45.54 [4] (0:10.87)	0:34.67 [4] (0:11.53)	0:23.14 [5] (0:11.40)	0:11.74 [4] (0:11.74)	1.95L	0:34.67	-3
4	8 TIME TO TESTIFY Adin Thompson	7	67.4 1000m	0:08.60 Overall	1:04.89 [4] (0:08.60)	0:56.29 [4] (0:10.98)	0:45.31 [6] (0:10.89)	0:34.42 [6] (0:11.31)	0:23.11 [6] (0:11.52)	0:11.59 [5] (0:11.59)	1.96L	0:34.42	-4
5	4 POLE POSITION Ryan Maloney	9	68.0 1000m	0:08.61 Overall	1:05.01 [5] (0:08.61)	0:56.40 [5] (0:10.86)	0:45.54 [5] (0:10.93)	0:34.61 [5] (0:11.23)	0:23.38 [4] (0:11.38)	0:12.00 [3] (0:12.00)	2.71L	0:34.61	-1
6	9 MISS HELMUT Montanna Savva	2	68.4 1000m	0:08.26 Overall	1:06.16 [6] (0:08.26)	0:57.90 [1] (0:10.68)	0:47.22 [1] (0:10.96)	0:36.26 [1] (0:11.55)	0:24.71 [3] (0:11.89)	0:12.82 [6] (0:12.82)	9.43L	0:36.26	-3

Scratched: Data Patch (#2), Caderas (#6), Mehajir (#7)



Horse/Jockey Name	Godfather
Final Rank	1
Fastest Section Time (Section)	0:08.32 (Overall)
Top Speed [km/h] (Section)	68.6 (1000m)
Race State	Finished



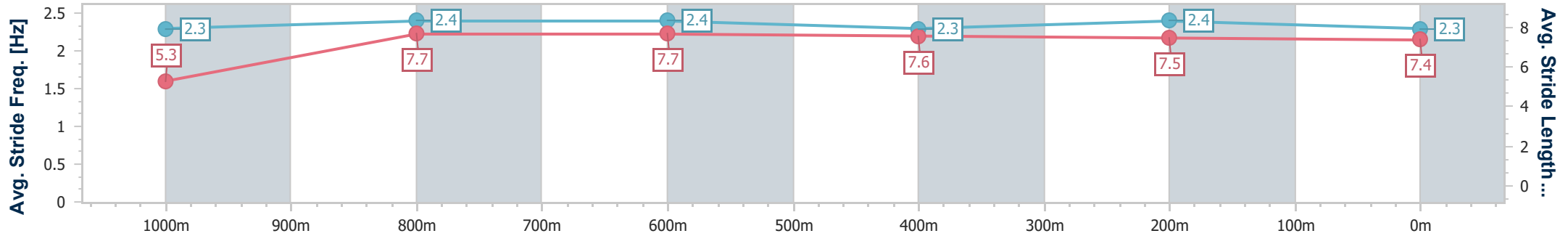
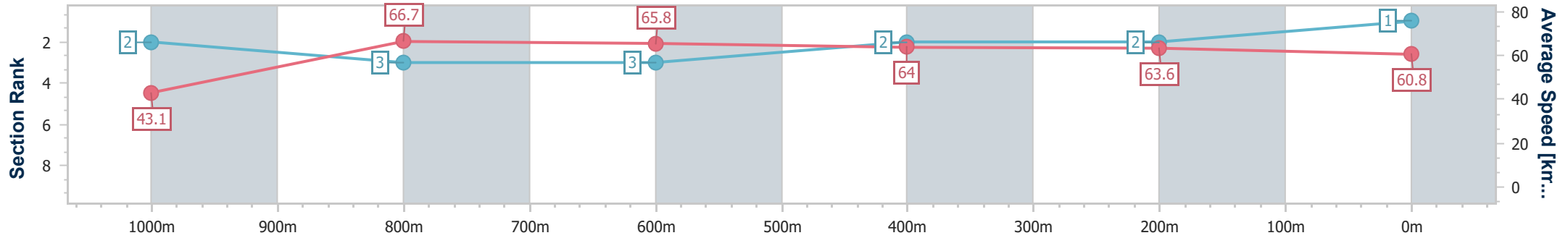
Ipswich QLD Professional
Race 2: ALL STATES WIDE LOAD ESCORT Class 5 Handicap - 1100m



19 August 2024 - 13:13

Track Rating: Soft 7, Weather: Fine, Rail Position: True

Section	Overall	1000m	800m	600m	400m	200m
Section Times	1:04.55 [1] (0:08.32)	0:56.23 [2] (0:10.86)	0:45.37 [3] (0:10.95)	0:34.42 [3] (0:11.26)	0:23.16 [2] (0:11.31)	0:11.85 [2] (0:11.85)
Average Speed [km/h]	43.1	66.7	65.8	64.0	63.6	60.8
Top Speed [km/h]	64.7	68.6	67.5	64.4	64.2	63.3
Avg. Dist. to Rail [m]	4.2	1.3	0.4	0.6	0.5	1.8
Avg. Stride Freq. [Hz]	2.3	2.4	2.4	2.3	2.4	2.3
Avg. Stride Length [m]	5.3	7.7	7.7	7.6	7.5	7.4



- [] Ranking at each section and finish
- .-.- No data available at this section
- NA No data available



Horse/Jockey Name	Clover's Prince
Final Rank	2
Fastest Section Time (Section)	0:08.36 (Overall)
Top Speed [km/h] (Section)	68.0 (1000m)
Race State	Finished



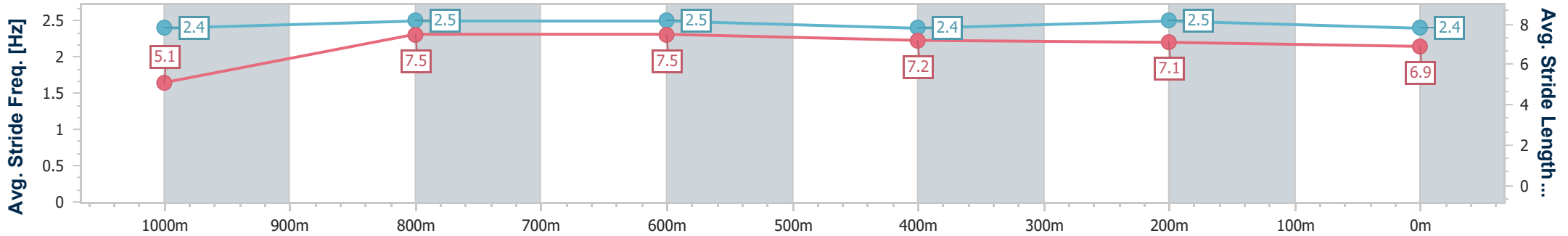
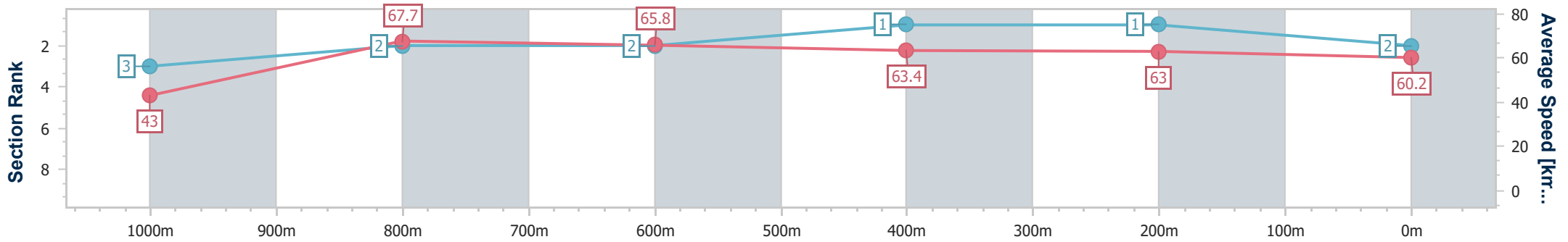
Ipswich QLD Professional
Race 2: ALL STATES WIDE LOAD ESCORT Class 5 Handicap - 1100m



19 August 2024 - 13:13

Track Rating: Soft 7, Weather: Fine, Rail Position: True

Section	Overall	1000m	800m	600m	400m	200m
Section Times	1:04.67 [2] (0:08.36)	0:56.31 [3] (0:10.68)	0:45.63 [2] (0:10.92)	0:34.71 [2] (0:11.33)	0:23.38 [1] (0:11.37)	0:12.01 [1] (0:12.01)
Average Speed [km/h]	43.0	67.7	65.8	63.4	63.0	60.2
Top Speed [km/h]	65.6	68.0	67.3	64.1	64.0	62.4
Avg. Dist. to Rail [m]	4.8	1.7	0.3	1.0	1.2	1.5
Avg. Stride Freq. [Hz]	2.4	2.5	2.5	2.4	2.5	2.4
Avg. Stride Length [m]	5.1	7.5	7.5	7.2	7.1	6.9



- [] Ranking at each section and finish
- .-.- No data available at this section
- NA No data available



Horse/Jockey Name	Tokyo Sins
Final Rank	3
Fastest Section Time (Section)	0:08.76 (Overall)
Top Speed [km/h] (Section)	69.6 (1000m)
Race State	Finished



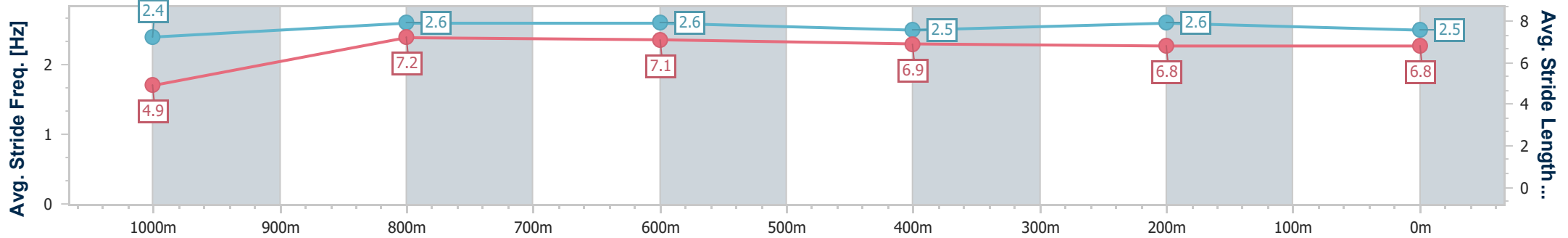
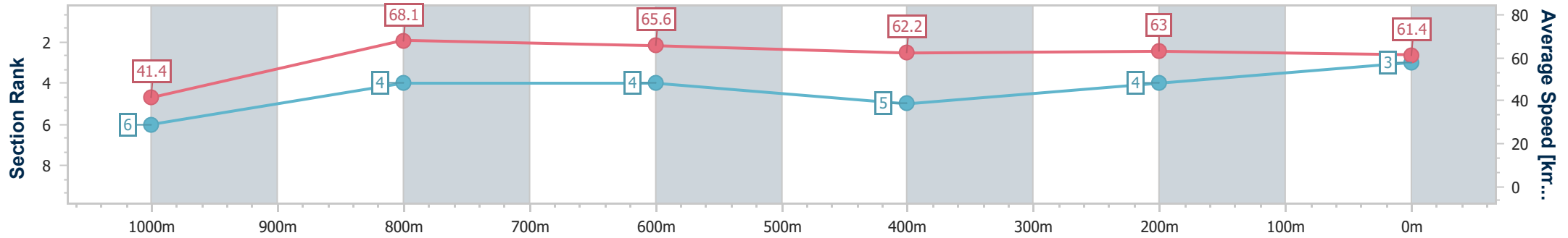
Ipswich QLD Professional
Race 2: ALL STATES WIDE LOAD ESCORT Class 5 Handicap - 1100m



19 August 2024 - 13:13

Track Rating: Soft 7, Weather: Fine, Rail Position: True

Section	Overall	1000m	800m	600m	400m	200m
Section Times	1:04.88 [3] (0:08.76)	0:56.12 [6] (0:10.58)	0:45.54 [4] (0:10.87)	0:34.67 [4] (0:11.53)	0:23.14 [5] (0:11.40)	0:11.74 [4] (0:11.74)
Average Speed [km/h]	41.4	68.1	65.6	62.2	63.0	61.4
Top Speed [km/h]	65.3	69.6	68.1	63.8	63.9	63.5
Avg. Dist. to Rail [m]	5.4	0.5	1.3	1.1	0.7	0.9
Avg. Stride Freq. [Hz]	2.4	2.6	2.6	2.5	2.6	2.5
Avg. Stride Length [m]	4.9	7.2	7.1	6.9	6.8	6.8



- [] Ranking at each section and finish
- .-.- No data available at this section
- NA No data available



Horse/Jockey Name	Time To Testify
Final Rank	4
Fastest Section Time (Section)	0:08.60 (Overall)
Top Speed [km/h] (Section)	67.4 (1000m)
Race State	Finished



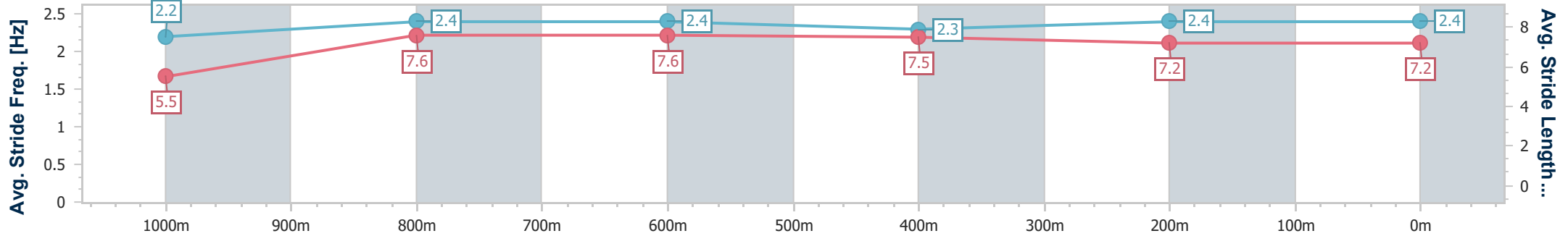
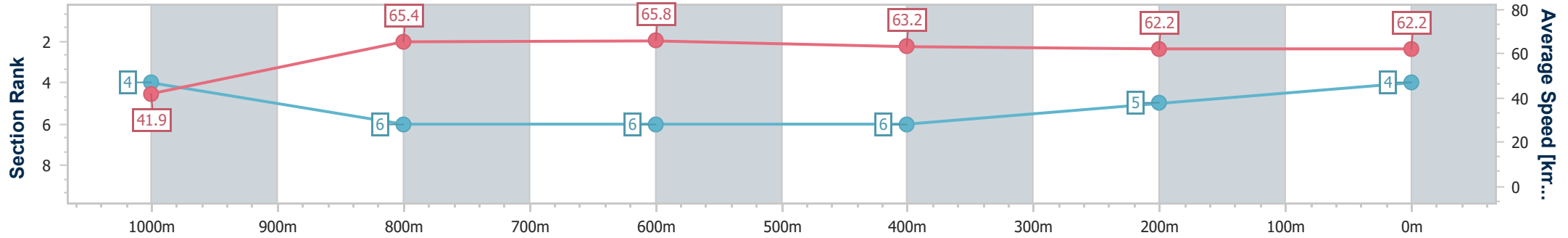
Ipswich QLD Professional
Race 2: ALL STATES WIDE LOAD ESCORT Class 5 Handicap - 1100m



19 August 2024 - 13:13

Track Rating: Soft 7, Weather: Fine, Rail Position: True

Section	Overall	1000m	800m	600m	400m	200m
Section Times	1:04.89 [4] (0:08.60)	0:56.29 [4] (0:10.98)	0:45.31 [6] (0:10.89)	0:34.42 [6] (0:11.31)	0:23.11 [6] (0:11.52)	0:11.59 [5] (0:11.59)
Average Speed [km/h]	41.9	65.4	65.8	63.2	62.2	62.2
Top Speed [km/h]	61.1	67.4	66.6	64.6	63.6	63.7
Avg. Dist. to Rail [m]	5.7	0.8	1.2	1.5	1.5	0.2
Avg. Stride Freq. [Hz]	2.2	2.4	2.4	2.3	2.4	2.4
Avg. Stride Length [m]	5.5	7.6	7.6	7.5	7.2	7.2



- [] Ranking at each section and finish
- .-.- No data available at this section
- NA No data available



Horse/Jockey Name	Pole Position
Final Rank	5
Fastest Section Time (Section)	0:08.61 (Overall)
Top Speed [km/h] (Section)	68.0 (1000m)
Race State	Finished



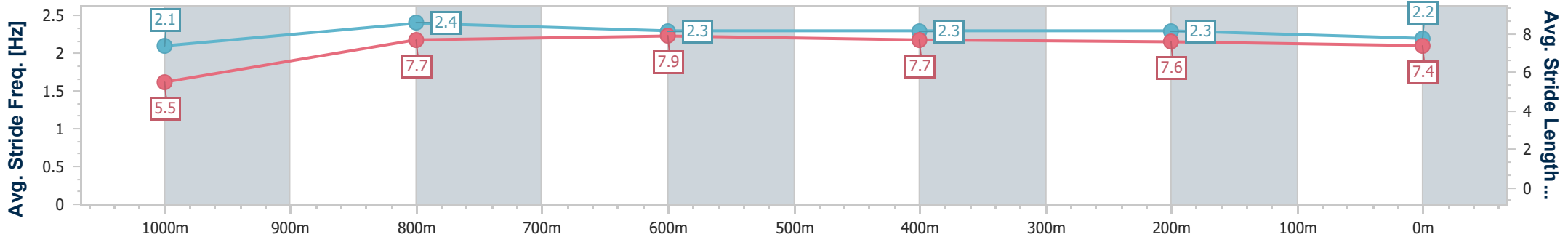
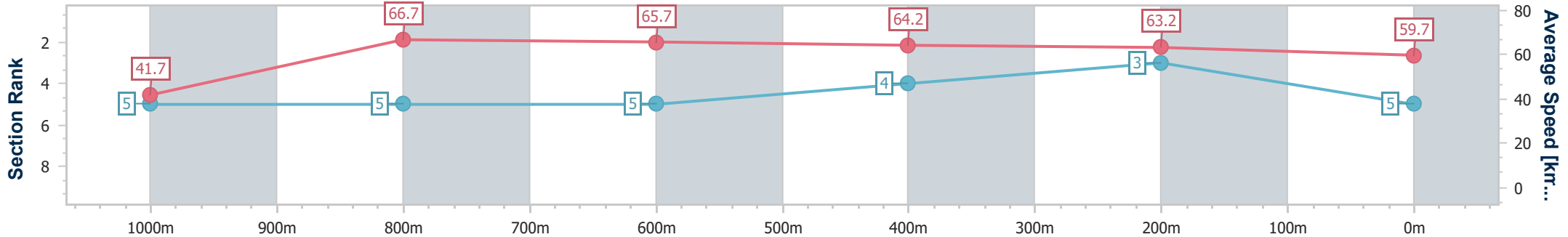
Ipswich QLD Professional
Race 2: ALL STATES WIDE LOAD ESCORT Class 5 Handicap - 1100m



19 August 2024 - 13:13

Track Rating: Soft 7, Weather: Fine, Rail Position: True

Section	Overall	1000m	800m	600m	400m	200m
Section Times	1:05.01 [5] (0:08.61)	0:56.40 [5] (0:10.86)	0:45.54 [5] (0:10.93)	0:34.61 [5] (0:11.23)	0:23.38 [4] (0:11.38)	0:12.00 [3] (0:12.00)
Average Speed [km/h]	41.7	66.7	65.7	64.2	63.2	59.7
Top Speed [km/h]	62.0	68.0	66.6	64.6	64.6	62.1
Avg. Dist. to Rail [m]	6.8	1.6	0.3	0.3	0.8	2.4
Avg. Stride Freq. [Hz]	2.1	2.4	2.3	2.3	2.3	2.2
Avg. Stride Length [m]	5.5	7.7	7.9	7.7	7.6	7.4



- [] Ranking at each section and finish
- .-.- No data available at this section
- NA No data available



Horse/Jockey Name	Miss Helmut
Final Rank	6
Fastest Section Time (Section)	0:08.26 (Overall)
Top Speed [km/h] (Section)	68.4 (1000m)
Race State	Finished



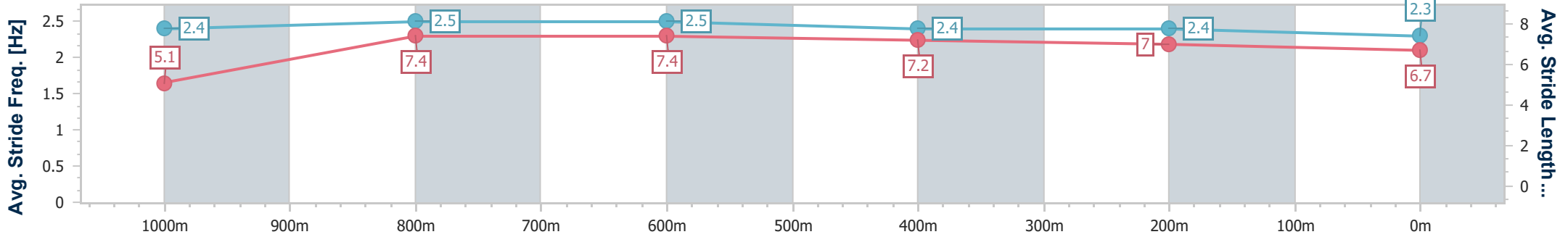
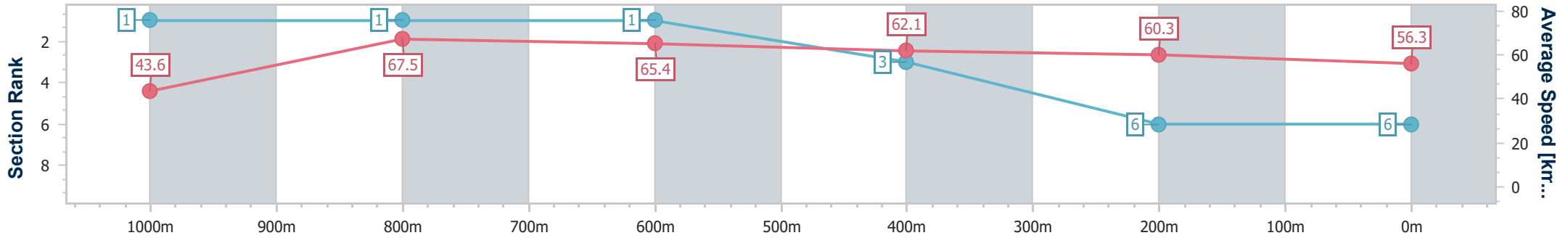
Ipswich QLD Professional
Race 2: ALL STATES WIDE LOAD ESCORT Class 5 Handicap - 1100m



19 August 2024 - 13:13

Track Rating: Soft 7, Weather: Fine, Rail Position: True

Section	Overall	1000m	800m	600m	400m	200m
Section Times	1:06.16 [6] (0:08.26)	0:57.90 [1] (0:10.68)	0:47.22 [1] (0:10.96)	0:36.26 [1] (0:11.55)	0:24.71 [3] (0:11.89)	0:12.82 [6] (0:12.82)
Average Speed [km/h]	43.6	67.5	65.4	62.1	60.3	56.3
Top Speed [km/h]	64.8	68.4	67.2	63.5	61.4	58.9
Avg. Dist. to Rail [m]	2.9	0.4	0.7	0.8	1.2	1.2
Avg. Stride Freq. [Hz]	2.4	2.5	2.5	2.4	2.4	2.3
Avg. Stride Length [m]	5.1	7.4	7.4	7.2	7.0	6.7



- [] Ranking at each section and finish
- .-.- No data available at this section
- NA No data available



Ipswich QLD Professional

Race 3: IPSWICH PRO DRIVE BENCHMARK 70 Handicap - 800m

19 August 2024 - 13:48



Track Rating: Soft 7, Weather: Fine, Rail Position: True

Section										Last 600m	
Field Times		Overall	600m	400m	200m						
		0:45.58 (0:13.15)	0:32.43 (0:09.99)	0:22.44 (0:10.98)	0:11.46 (0:11.46)						0:32.43
Rank	TAB	Horse/Jockey	Barrier	Top Speed [km/h]	Fastest Section					Margin	Distance Travelled [m]
1	8	MAGURO Bailey Wheeler	7	71.5 600m	0:10.21 600m	0:45.58 [1] (0:13.37)	0:32.21 [4] (0:10.21)	0:22.00 [4] (0:10.59)	0:11.41 [3] (0:11.41)	0:45.58	0:32.21
2	6	PIECE OF TURF Samantha Collett	10	71.1 600m	0:10.26 600m	0:45.75 [2] (0:13.66)	0:32.09 [8] (0:10.26)	0:21.83 [8] (0:10.73)	0:11.10 [6] (0:11.10)	0.98L	0:32.09 +0
3	2	DEEP BLAST James Orman	3	71.3 600m	0:10.18 600m	0:45.82 [3] (0:13.66)	0:32.16 [7] (0:10.18)	0:21.98 [7] (0:10.82)	0:11.16 [7] (0:11.16)	1.39L	0:32.16 -2
4	9	LADY INVADER Michael Cahill	6	70.2 Overall	0:10.02 600m	0:45.88 [4] (0:13.59)	0:32.29 [6] (0:10.02)	0:22.27 [5] (0:10.81)	0:11.46 [5] (0:11.46)	1.75L	0:32.29 -3
5	1	CAMPAI Corey Sutherland	2	70.2 Overall	0:10.06 600m	0:45.89 [5] (0:13.18)	0:32.71 [2] (0:10.06)	0:22.65 [2] (0:10.89)	0:11.76 [2] (0:11.76)	1.84L	0:32.71 -2
6	10	FLYING RUPERT Emily Lang	1	69.5 600m	0:09.99 600m	0:46.25 [6] (0:13.15)	0:33.10 [1] (0:09.99)	0:23.11 [1] (0:10.98)	0:12.13 [1] (0:12.13)	3.98L	0:33.10 -4
7	12	TIGER TIE Tahlia Fenlon	12	69.5 Overall	0:10.06 600m	0:46.31 [7] (0:13.19)	0:33.12 [3] (0:10.06)	0:23.06 [3] (0:10.94)	0:12.12 [4] (0:12.12)	4.28L	0:33.12 -1
8	4	HARD LANDING Landan Sykes	9	68.8 Overall	0:10.33 600m	0:46.51 [8] (0:13.68)	0:32.83 [9] (0:10.33)	0:22.50 [9] (0:10.86)	0:11.64 [9] (0:11.64)	5.47L	0:32.83 -2
9	5	BOOGIELU Adin Thompson	8	68.4 Overall	0:10.38 600m	0:46.81 [9] (0:13.38)	0:33.43 [5] (0:10.38)	0:23.05 [6] (0:11.05)	0:12.00 [8] (0:12.00)	7.24L	0:33.43 -1

Scratched: Palazzo Spirit (#11), Shock And Awe (#3), Uno Moon (#7)

[] Ranking at each section and finish
 -:-:- No data available at this section
 NA No data available

SCN Saddle cloth number
 DNF Did not finish
 DNT Did not track



Horse/Jockey Name	Maguro
Final Rank	1
Fastest Section Time (Section)	0:10.21 (600m)
Top Speed [km/h] (Section)	71.5 (600m)
Race State	Finished



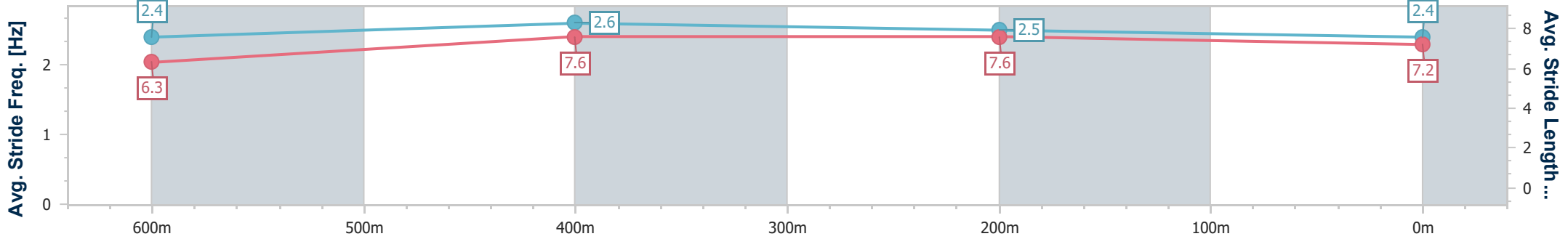
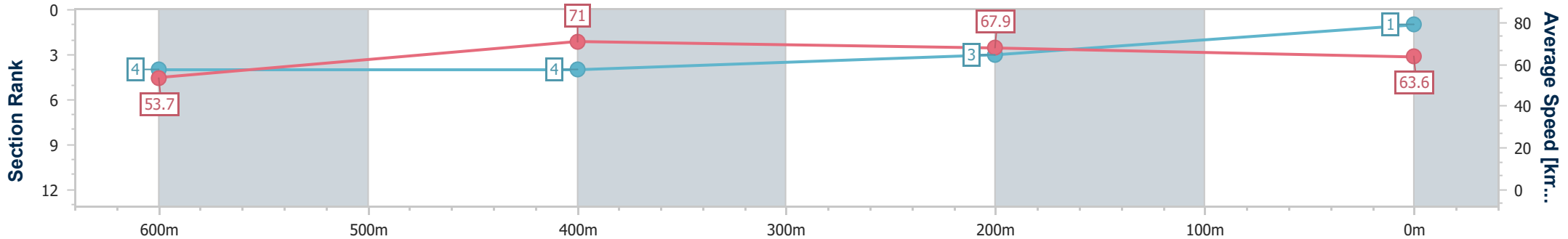
Ipswich QLD Professional
Race 3: IPSWICH PRO DRIVE BENCHMARK 70 Handicap - 800m



19 August 2024 - 13:48

Track Rating: Soft 7, Weather: Fine, Rail Position: True

Section	Overall	600m	400m	200m
Section Times	0:45.58 [1] (0:13.37)	0:32.21 [4] (0:10.21)	0:22.00 [4] (0:10.59)	0:11.41 [3] (0:11.41)
Average Speed [km/h]	53.7	71.0	67.9	63.6
Top Speed [km/h]	69.1	71.5	69.9	66.6
Avg. Dist. to Rail [m]	6.3	1.9	1.6	3.2
Avg. Stride Freq. [Hz]	2.4	2.6	2.5	2.4
Avg. Stride Length [m]	6.3	7.6	7.6	7.2



- [] Ranking at each section and finish
- .-.- No data available at this section
- NA No data available



Horse/Jockey Name	Piece Of Turf
Final Rank	2
Fastest Section Time (Section)	0:10.26 (600m)
Top Speed [km/h] (Section)	71.1 (600m)
Race State	Finished



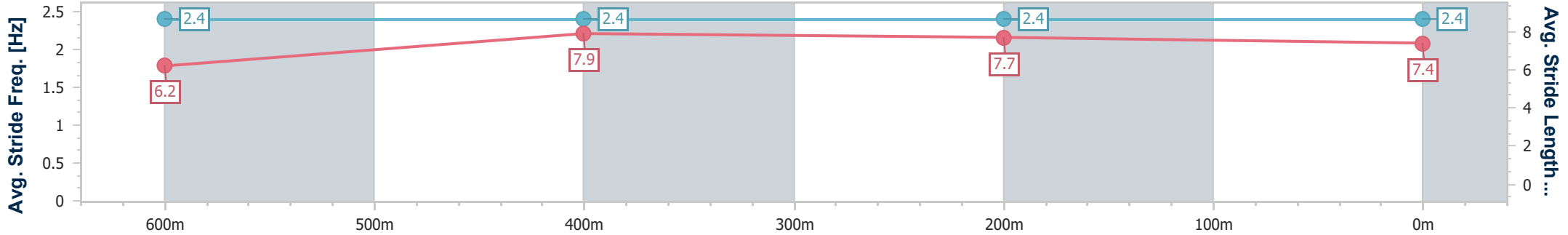
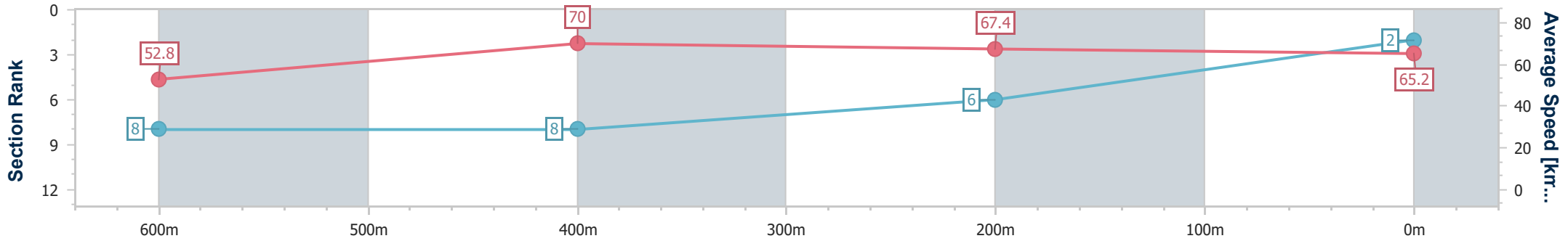
Ipswich QLD Professional
Race 3: IPSWICH PRO DRIVE BENCHMARK 70 Handicap - 800m



19 August 2024 - 13:48

Track Rating: Soft 7, Weather: Fine, Rail Position: True

Section	Overall	600m	400m	200m
Section Times	0:45.75 [2] (0:13.66)	0:32.09 [8] (0:10.26)	0:21.83 [8] (0:10.73)	0:11.10 [6] (0:11.10)
Average Speed [km/h]	52.8	70.0	67.4	65.2
Top Speed [km/h]	68.4	71.1	68.2	66.9
Avg. Dist. to Rail [m]	9.4	2.2	1.5	5.1
Avg. Stride Freq. [Hz]	2.4	2.4	2.4	2.4
Avg. Stride Length [m]	6.2	7.9	7.7	7.4



- [] Ranking at each section and finish
- .-.- No data available at this section
- NA No data available



Horse/Jockey Name	Deep Blast
Final Rank	3
Fastest Section Time (Section)	0:10.18 (600m)
Top Speed [km/h] (Section)	71.3 (600m)
Race State	Finished



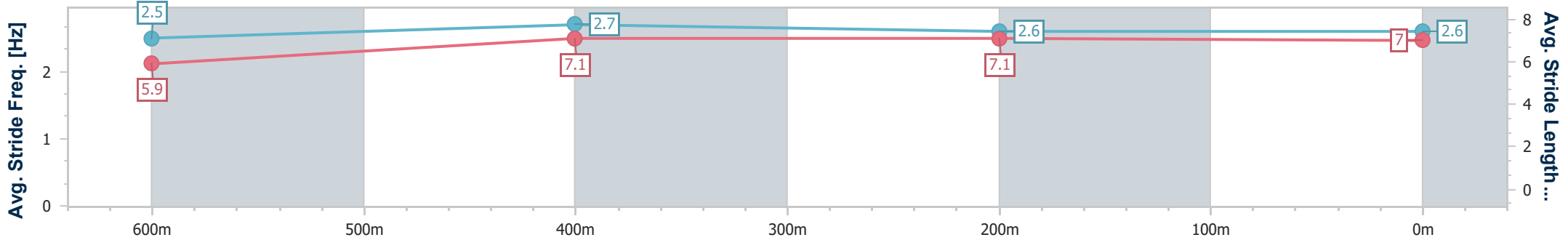
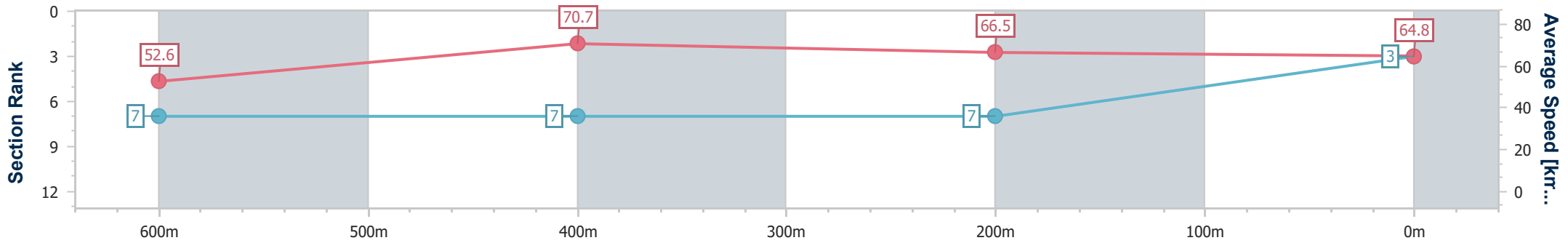
Ipswich QLD Professional
Race 3: IPSWICH PRO DRIVE BENCHMARK 70 Handicap - 800m



19 August 2024 - 13:48

Track Rating: Soft 7, Weather: Fine, Rail Position: True

Section	Overall	600m	400m	200m
Section Times	0:45.82 [3] (0:13.66)	0:32.16 [7] (0:10.18)	0:21.98 [7] (0:10.82)	0:11.16 [7] (0:11.16)
Average Speed [km/h]	52.6	70.7	66.5	64.8
Top Speed [km/h]	70.2	71.3	67.6	66.0
Avg. Dist. to Rail [m]	5.6	1.5	1.0	5.0
Avg. Stride Freq. [Hz]	2.5	2.7	2.6	2.6
Avg. Stride Length [m]	5.9	7.1	7.1	7.0



- [] Ranking at each section and finish
- .-.- No data available at this section
- NA No data available



Horse/Jockey Name	Lady Invader
Final Rank	4
Fastest Section Time (Section)	0:10.02 (600m)
Top Speed [km/h] (Section)	70.2 (Overall)
Race State	Finished



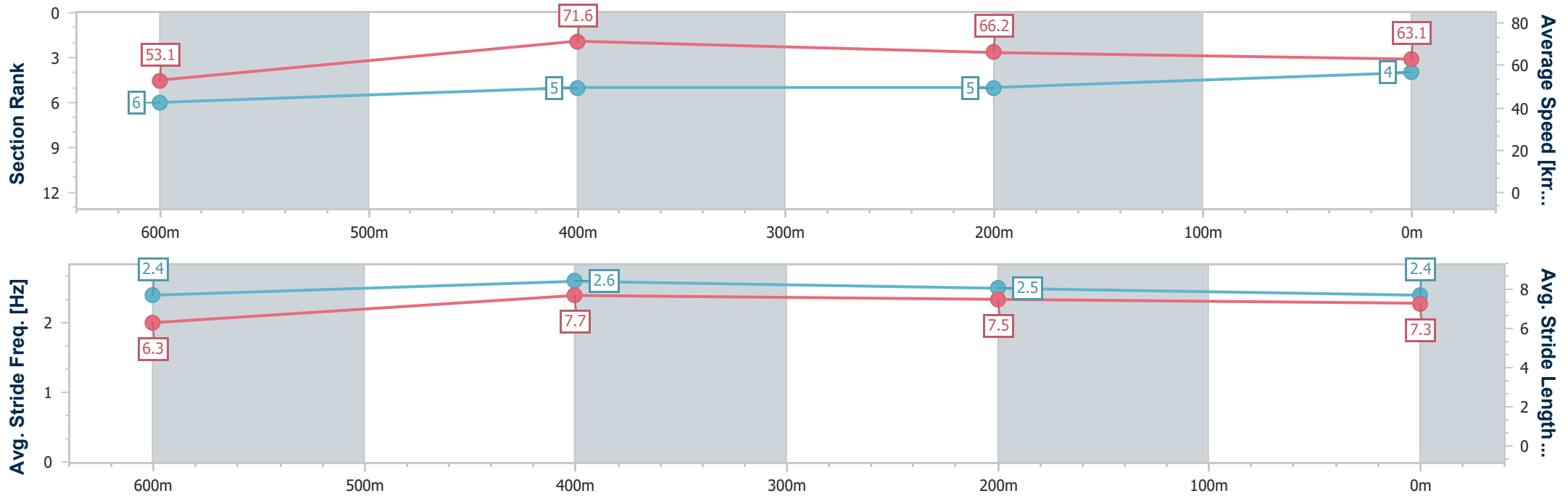
Ipswich QLD Professional
Race 3: IPSWICH PRO DRIVE BENCHMARK 70 Handicap - 800m



19 August 2024 - 13:48

Track Rating: Soft 7, Weather: Fine, Rail Position: True

Section	Overall	600m	400m	200m
Section Times	0:45.88 [4] (0:13.59)	0:32.29 [6] (0:10.02)	0:22.27 [5] (0:10.81)	0:11.46 [5] (0:11.46)
Average Speed [km/h]	53.1	71.6	66.2	63.1
Top Speed [km/h]	70.2	69.1	68.7	64.3
Avg. Dist. to Rail [m]	5.0	1.6	1.1	3.4
Avg. Stride Freq. [Hz]	2.4	2.6	2.5	2.4
Avg. Stride Length [m]	6.3	7.7	7.5	7.3



- [] Ranking at each section and finish
- .-.- No data available at this section
- NA No data available



Horse/Jockey Name	Campai
Final Rank	5
Fastest Section Time (Section)	0:10.06 (600m)
Top Speed [km/h] (Section)	70.2 (Overall)
Race State	Finished



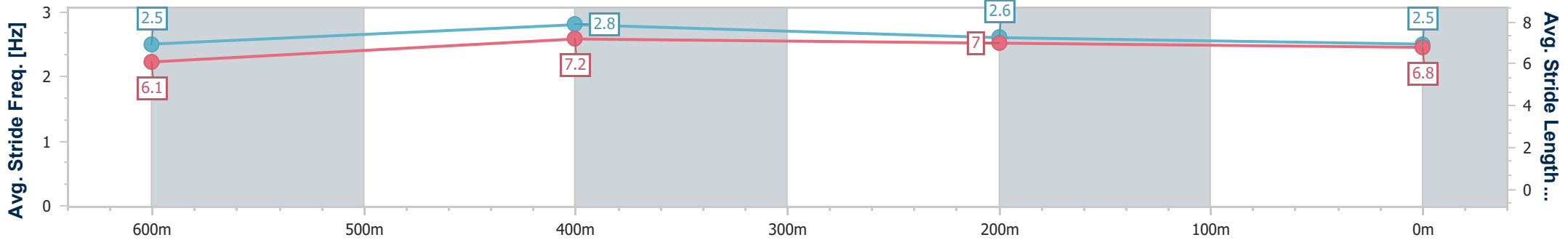
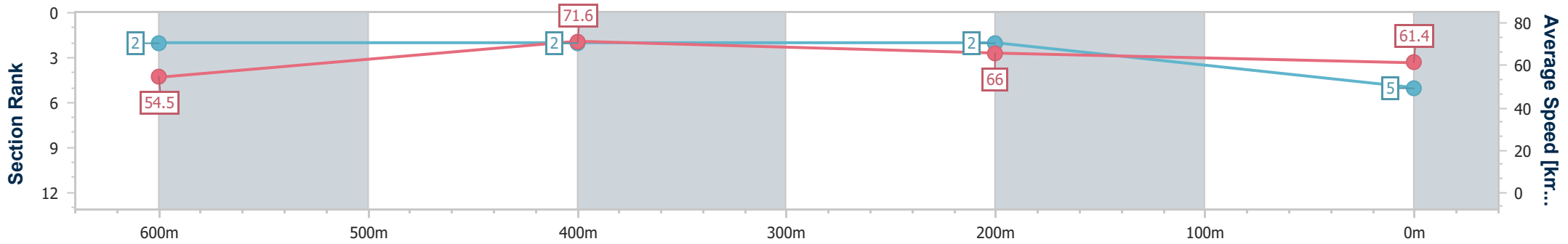
Ipswich QLD Professional
Race 3: IPSWICH PRO DRIVE BENCHMARK 70 Handicap - 800m



19 August 2024 - 13:48

Track Rating: Soft 7, Weather: Fine, Rail Position: True

Section	Overall	600m	400m	200m
Section Times	0:45.89 [5] (0:13.18)	0:32.71 [2] (0:10.06)	0:22.65 [2] (0:10.89)	0:11.76 [2] (0:11.76)
Average Speed [km/h]	54.5	71.6	66.0	61.4
Top Speed [km/h]	70.2	68.8	69.6	64.0
Avg. Dist. to Rail [m]	5.1	1.7	0.9	1.0
Avg. Stride Freq. [Hz]	2.5	2.8	2.6	2.5
Avg. Stride Length [m]	6.1	7.2	7.0	6.8



- [] Ranking at each section and finish
- .-.- No data available at this section
- NA No data available



Horse/Jockey Name	Flying Rupert
Final Rank	6
Fastest Section Time (Section)	0:09.99 (600m)
Top Speed [km/h] (Section)	69.5 (600m)
Race State	Finished



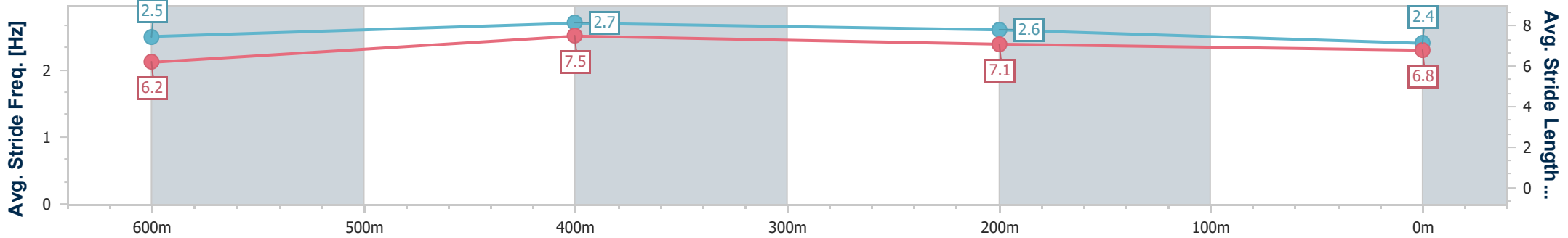
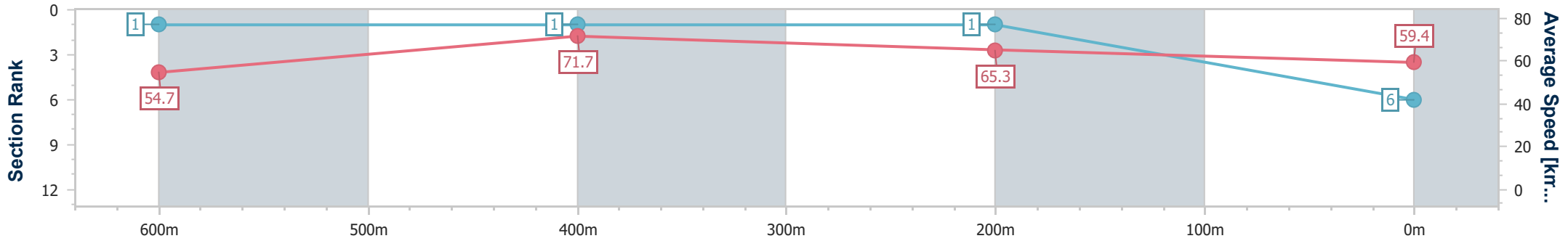
Ipswich QLD Professional
Race 3: IPSWICH PRO DRIVE BENCHMARK 70 Handicap - 800m



19 August 2024 - 13:48

Track Rating: Soft 7, Weather: Fine, Rail Position: True

Section	Overall	600m	400m	200m
Section Times	0:46.25 [6] (0:13.15)	0:33.10 [1] (0:09.99)	0:23.11 [1] (0:10.98)	0:12.13 [1] (0:12.13)
Average Speed [km/h]	54.7	71.7	65.3	59.4
Top Speed [km/h]	69.1	69.5	68.6	62.7
Avg. Dist. to Rail [m]	3.5	1.6	1.3	0.9
Avg. Stride Freq. [Hz]	2.5	2.7	2.6	2.4
Avg. Stride Length [m]	6.2	7.5	7.1	6.8



- [] Ranking at each section and finish
- .-.- No data available at this section
- NA No data available



Horse/Jockey Name	Tiger Tie
Final Rank	7
Fastest Section Time (Section)	0:10.06 (600m)
Top Speed [km/h] (Section)	69.5 (Overall)
Race State	Finished



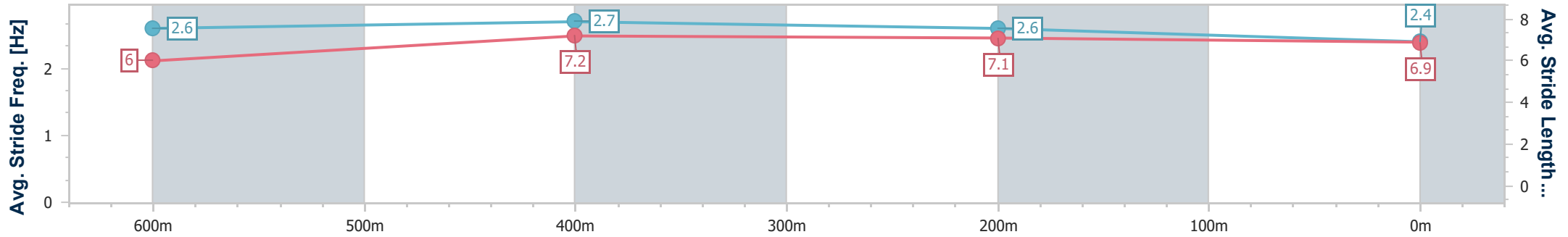
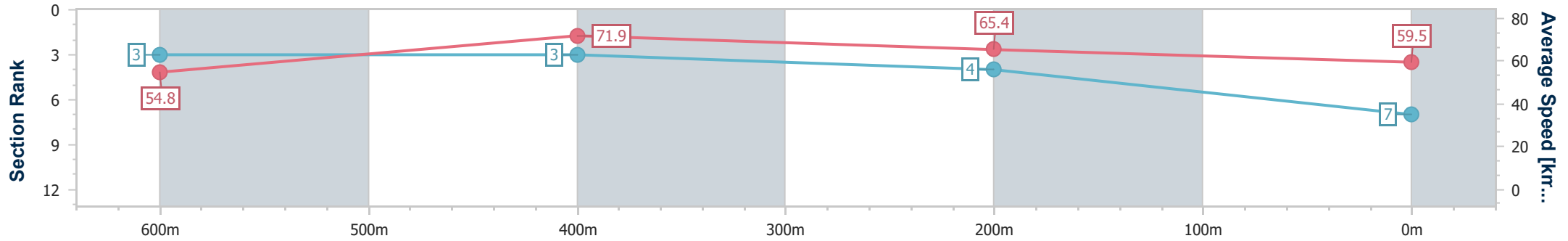
Ipswich QLD Professional
Race 3: IPSWICH PRO DRIVE BENCHMARK 70 Handicap - 800m



19 August 2024 - 13:48

Track Rating: Soft 7, Weather: Fine, Rail Position: True

Section	Overall	600m	400m	200m
Section Times	0:46.31 [7] (0:13.19)	0:33.12 [3] (0:10.06)	0:23.06 [3] (0:10.94)	0:12.12 [4] (0:12.12)
Average Speed [km/h]	54.8	71.9	65.4	59.5
Top Speed [km/h]	69.5	69.5	68.7	63.6
Avg. Dist. to Rail [m]	10.1	2.7	0.6	1.6
Avg. Stride Freq. [Hz]	2.6	2.7	2.6	2.4
Avg. Stride Length [m]	6.0	7.2	7.1	6.9



- [] Ranking at each section and finish
- .-.- No data available at this section
- NA No data available



Horse/Jockey Name	Hard Landing
Final Rank	8
Fastest Section Time (Section)	0:10.33 (600m)
Top Speed [km/h] (Section)	68.8 (Overall)
Race State	Finished



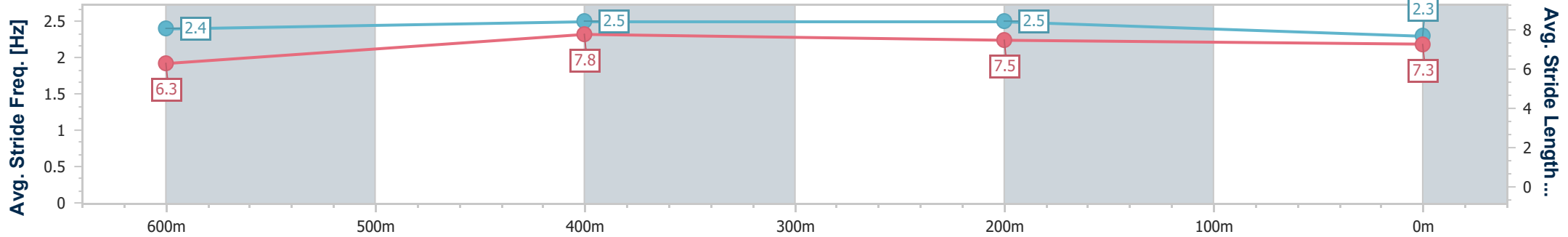
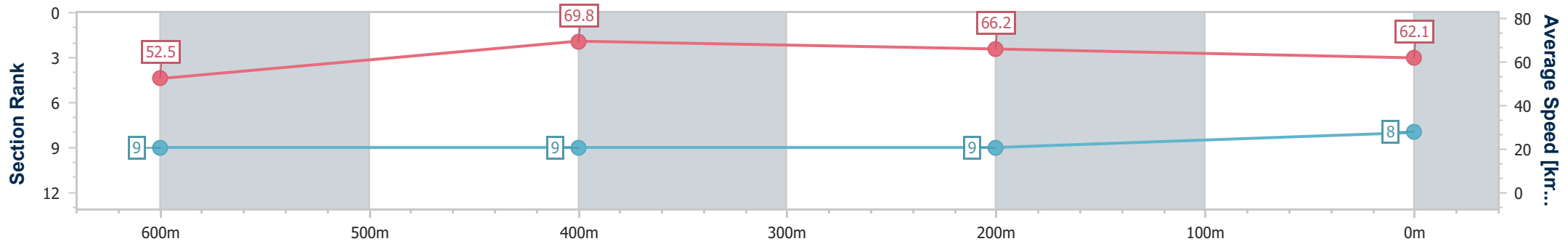
Ipswich QLD Professional
Race 3: IPSWICH PRO DRIVE BENCHMARK 70 Handicap - 800m



19 August 2024 - 13:48

Track Rating: Soft 7, Weather: Fine, Rail Position: True

Section	Overall	600m	400m	200m
Section Times	0:46.51 [8] (0:13.68)	0:32.83 [9] (0:10.33)	0:22.50 [9] (0:10.86)	0:11.64 [9] (0:11.64)
Average Speed [km/h]	52.5	69.8	66.2	62.1
Top Speed [km/h]	68.8	68.8	68.4	65.4
Avg. Dist. to Rail [m]	8.1	1.7	0.6	0.9
Avg. Stride Freq. [Hz]	2.4	2.5	2.5	2.3
Avg. Stride Length [m]	6.3	7.8	7.5	7.3



- [] Ranking at each section and finish
- .-.- No data available at this section
- NA No data available



Horse/Jockey Name	Boogielu
Final Rank	9
Fastest Section Time (Section)	0:10.38 (600m)
Top Speed [km/h] (Section)	68.4 (Overall)
Race State	Finished



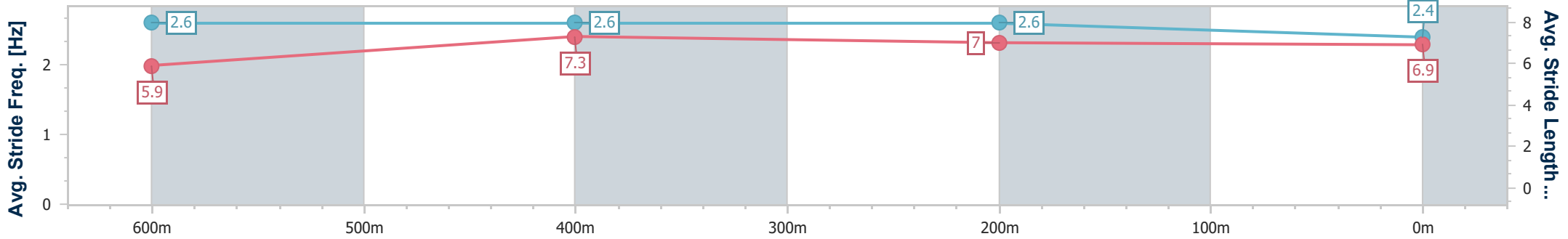
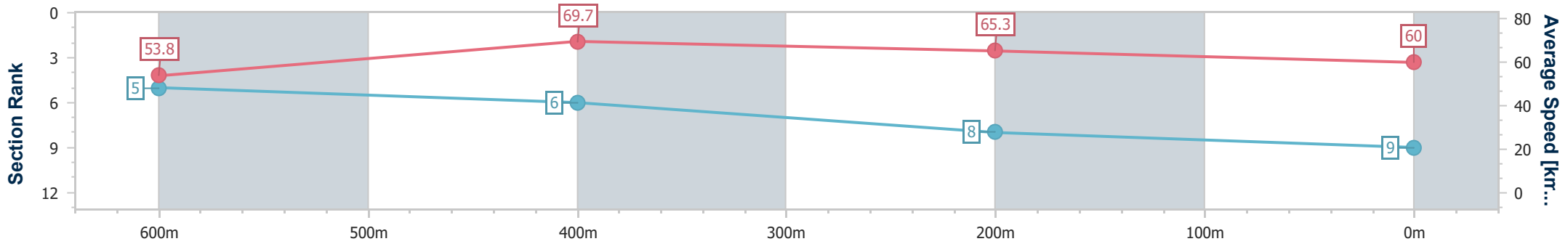
Ipswich QLD Professional
Race 3: IPSWICH PRO DRIVE BENCHMARK 70 Handicap - 800m



19 August 2024 - 13:48

Track Rating: Soft 7, Weather: Fine, Rail Position: True

Section	Overall	600m	400m	200m
Section Times	0:46.81 [9] (0:13.38)	0:33.43 [5] (0:10.38)	0:23.05 [6] (0:11.05)	0:12.00 [8] (0:12.00)
Average Speed [km/h]	53.8	69.7	65.3	60.0
Top Speed [km/h]	68.4	68.4	67.7	63.4
Avg. Dist. to Rail [m]	6.9	1.9	1.3	4.2
Avg. Stride Freq. [Hz]	2.6	2.6	2.6	2.4
Avg. Stride Length [m]	5.9	7.3	7.0	6.9



- [] Ranking at each section and finish
- .-.- No data available at this section
- NA No data available

Track Rating: Soft 7, Weather: Fine, Rail Position: True

Section		Overall											Last 600m
Field Times		1:43.71											0:00.00
		(0:19.04)											
		1400m	1200m	1000m	800m	600m	400m						
		1:24.67	1:12.39	1:00.13	0:47.36	0:35.03	0:23.21						
		(0:12.28)	(0:12.26)	(0:12.77)	(0:12.33)	(0:11.82)	(0:11.70)						
Rank	TAB	Horse/Jockey	Barrier	Top Speed [km/h]	Fastest Section								Distance Travelled [m]
1	11	SMART AS SMART Jake Bayliss	1	65.0 200m	0:11.42 400m	1:43.71 [1] (0:19.12)	1:24.59 [2] (0:12.34)	1:12.25 [4] (0:12.35)	0:59.90 [4] (0:12.58)	0:47.32 [2] (0:12.46)	0:34.86 [3] (0:11.93)	0:22.93 [2] (0:11.42)	0:34.86
2	10	EMBOLDEN Michael Cahill	8	Data was not able to be tracked for this horse		-:--:--	-:--:--	-:--:--	-:--:--	-:--:--	-:--:--	-:--:--	-:--:--
3	9	EL ASTEROID Andrew Mallyon	9	63.2 400m	0:11.56 400m	1:44.31 [3] (0:19.45)	1:24.86 [5] (0:12.26)	1:12.60 [6] (0:12.35)	1:00.25 [6] (0:12.51)	0:47.74 [5] (0:12.42)	0:35.32 [5] (0:11.95)	0:23.37 [4] (0:11.56)	0:35.32 +0
4	5	ENUNCIATION Cejay Graham	5	63.4 400m	0:11.56 400m	1:44.42 [4] (0:19.56)	1:24.86 [7] (0:12.34)	1:12.52 [7] (0:12.41)	1:00.11 [7] (0:12.59)	0:47.52 [6] (0:12.36)	0:35.16 [6] (0:11.96)	0:23.20 [6] (0:11.56)	0:35.16 +5
5	12	WANDA'S OUTLAW Damien Thornton	12	64.1 200m	0:11.54 400m	1:44.61 [5] (0:19.79)	1:24.82 [9] (0:12.43)	1:12.39 [9] (0:12.38)	1:00.01 [9] (0:12.66)	0:47.35 [8] (0:12.33)	0:35.02 [8] (0:11.92)	0:23.10 [8] (0:11.54)	0:35.02 +6
6	13	SPIRIT'S CHARM Wayne O'Connell	10	64.1 400m	0:11.37 400m	1:44.67 [6] (0:19.67)	1:25.00 [8] (0:12.40)	1:12.60 [8] (0:12.38)	1:00.22 [8] (0:12.63)	0:47.59 [7] (0:12.37)	0:35.22 [7] (0:11.99)	0:23.23 [7] (0:11.37)	0:35.22 +0
7	6	SUBAQUA Micheal Hellyer	4	63.3 Overall	0:11.82 600m	1:44.77 [7] (0:19.04)	1:25.73 [1] (0:12.28)	1:13.45 [2] (0:12.48)	1:00.97 [3] (0:12.74)	0:48.23 [3] (0:12.14)	0:36.09 [1] (0:11.82)	0:24.27 [1] (0:11.98)	0:36.09 +7
8	4	DAZZLING ROBERT Danny Peisley	2	62.5 400m	0:11.84 400m	1:44.95 [8] (0:19.33)	1:25.62 [4] (0:12.33)	1:13.29 [5] (0:12.35)	1:00.94 [5] (0:12.54)	0:48.40 [4] (0:12.42)	0:35.98 [4] (0:11.95)	0:24.03 [3] (0:11.84)	0:35.98 +4
9	15	AQUARIUS Montanna Savva	7	60.9 400m	0:11.92 400m	1:45.17 [9] (0:19.24)	1:25.93 [3] (0:12.09)	1:13.84 [3] (0:12.25)	1:01.59 [2] (0:12.77)	0:48.82 [1] (0:12.40)	0:36.42 [2] (0:12.22)	0:24.20 [5] (0:11.92)	0:36.42 +7

Scratched: Yalla (#8), My Girl Zarlle (#14), Pick Za Beans (#1), Confusion (#2), Rich Again (#3), Bauhaus (#7)



Ipswich QLD Professional

Race 4: RECRUITMENT 24/7 BENCHMARK 62 Handicap - 1666m

19 August 2024 - 14:27



Track Rating: Soft 7, Weather: Fine, Rail Position: True

Section							200m			Last 600m
Field Times							0:11.51 (0:11.51)			0:00.00
Rank	TAB	Horse/Jockey	Barrier	Top Speed [km/h]	Fastest Section	Margin	Margin			Distance Travelled [m]
1	11	SMART AS SMART Jake Bayliss	1	65.0 200m	0:11.42 400m	0:11.51 [1] (0:11.51)	1:43.71			0:34.86
2	10	EMBOLDEN Michael Cahill	8	Data was not able to be tracked for this horse		----	2.91L			----
3	9	EL ASTEROID Andrew Mallyon	9	63.2 400m	0:11.56 400m	0:11.81 [3] (0:11.81)	3.55L			0:35.32 +0
4	5	ENUNCIATION Cejay Graham	5	63.4 400m	0:11.56 400m	0:11.64 [5] (0:11.64)	4.18L			0:35.16 +5
5	12	WANDA'S OUTLAW Damien Thornton	12	64.1 200m	0:11.54 400m	0:11.56 [8] (0:11.56)	5.29L			0:35.02 +6
6	13	SPIRIT'S CHARM Wayne O'Connell	10	64.1 400m	0:11.37 400m	0:11.86 [6] (0:11.86)	5.66L			0:35.22 +0
7	6	SUBAQUA Micheal Hellyer	4	63.3 Overall	0:11.82 600m	0:12.29 [2] (0:12.29)	6.24L			0:36.09 +7
8	4	DAZZLING ROBERT Danny Peisley	2	62.5 400m	0:11.84 400m	0:12.19 [4] (0:12.19)	7.29L			0:35.98 +4
9	15	AQUARIUS Montanna Savva	7	60.9 400m	0:11.92 400m	0:12.28 [7] (0:12.28)	8.57L			0:36.42 +7

Scratched: Yalla (#8), My Girl Zarlle (#14), Pick Za Beans (#1), Confusion (#2), Rich Again (#3), Bauhaus (#7)

[] Ranking at each section and finish
 ---- Data no data available at this section
 NA No data available

SCN Saddle cloth number
 DNF Did not finish
 DNT Did not track



Horse/Jockey Name	Smart As Smart
Final Rank	1
Fastest Section Time (Section)	0:11.42 (400m)
Top Speed [km/h] (Section)	65.0 (200m)
Race State	Finished



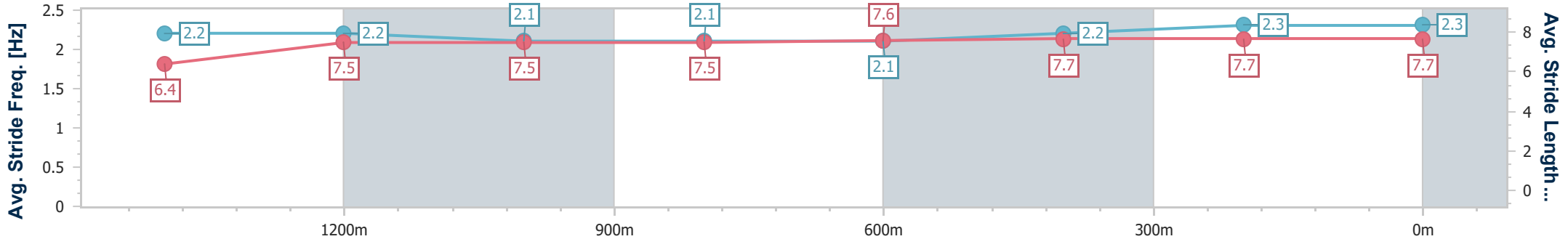
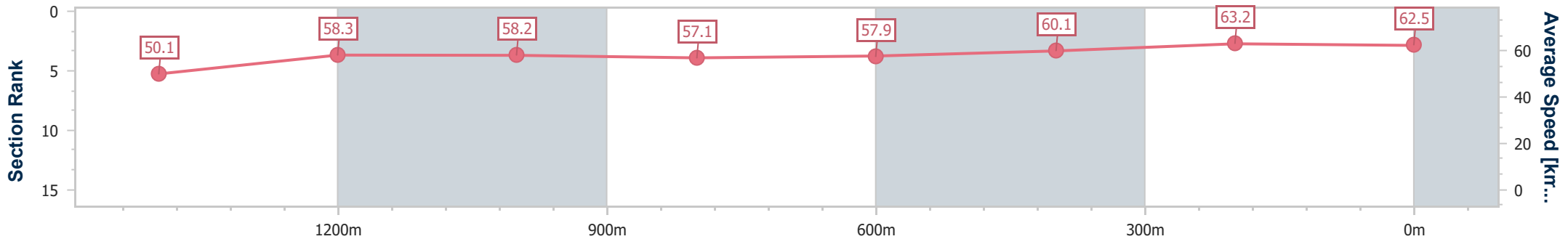
Ipswich QLD Professional
Race 4: RECRUITMENT 24/7 BENCHMARK 62 Handicap - 1666m



19 August 2024 - 14:27

Track Rating: Soft 7, Weather: Fine, Rail Position: True

Section	Overall	1400m	1200m	1000m	800m	600m	400m	200m
Section Times	1:43.71 [1] (0:19.12)	1:24.59 [2] (0:12.34)	1:12.25 [4] (0:12.35)	0:59.90 [4] (0:12.58)	0:47.32 [2] (0:12.46)	0:34.86 [3] (0:11.93)	0:22.93 [2] (0:11.42)	0:11.51 [1] (0:11.51)
Average Speed [km/h]	50.1	58.3	58.2	57.1	57.9	60.1	63.2	62.5
Top Speed [km/h]	59.6	59.2	58.7	57.7	58.5	61.9	64.7	65.0
Avg. Dist. to Rail [m]	1.8	0.3	0.4	0.1	0.1	0.4	0.3	1.0
Avg. Stride Freq. [Hz]	2.2	2.2	2.1	2.1	2.1	2.2	2.3	2.3
Avg. Stride Length [m]	6.4	7.5	7.5	7.5	7.6	7.7	7.7	7.7



- [] Ranking at each section and finish
- .-.- No data available at this section
- NA No data available



Horse/Jockey Name	El Asteroid
Final Rank	3
Fastest Section Time (Section)	0:11.56 (400m)
Top Speed [km/h] (Section)	63.2 (400m)
Race State	Finished



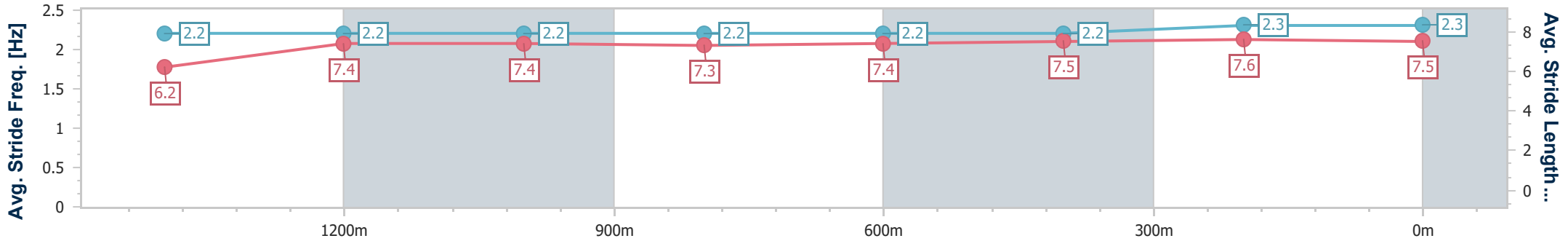
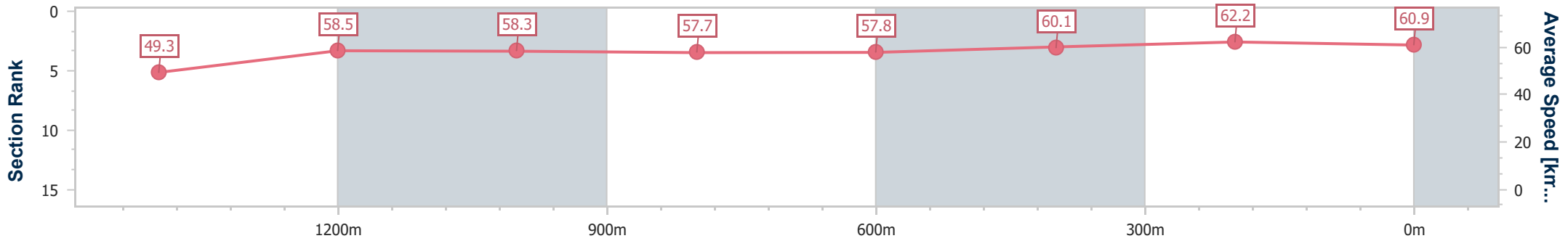
Ipswich QLD Professional
Race 4: RECRUITMENT 24/7 BENCHMARK 62 Handicap - 1666m



19 August 2024 - 14:27

Track Rating: Soft 7, Weather: Fine, Rail Position: True

Section	Overall	1400m	1200m	1000m	800m	600m	400m	200m					
Section Times	1:44.31 [3] (0:19.45)	1:24.86 [5] (0:12.26)	1:12.60 [6] (0:12.35)	1:00.25 [6] (0:12.51)	0:47.74 [5] (0:12.42)	0:35.32 [5] (0:11.95)	0:23.37 [4] (0:11.56)	0:11.81 [3] (0:11.81)					
Average Speed [km/h]	49.3	58.5	58.3	57.7	57.8	60.1	62.2	60.9					
Top Speed [km/h]	61.1	59.9	59.0	58.0	58.6	62.0	63.2	61.8					
Avg. Dist. to Rail [m]	4.8	0.5	0.2	0.2	0.2	0.6	0.6	0.2					
Avg. Stride Freq. [Hz]	2.2	2.2	2.2	2.2	2.2	2.2	2.3	2.3					
Avg. Stride Length [m]	6.2	7.4	7.4	7.3	7.4	7.5	7.6	7.5					



- [] Ranking at each section and finish
- .-.- No data available at this section
- NA No data available



Horse/Jockey Name	Enunciation
Final Rank	4
Fastest Section Time (Section)	0:11.56 (400m)
Top Speed [km/h] (Section)	63.4 (400m)
Race State	Finished



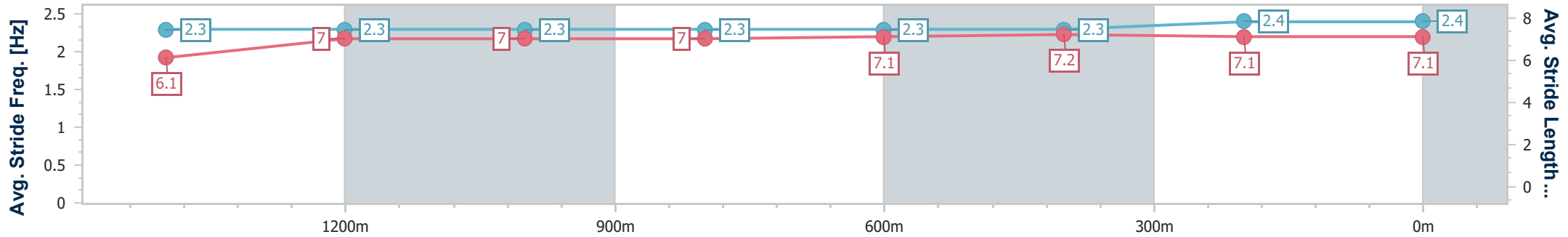
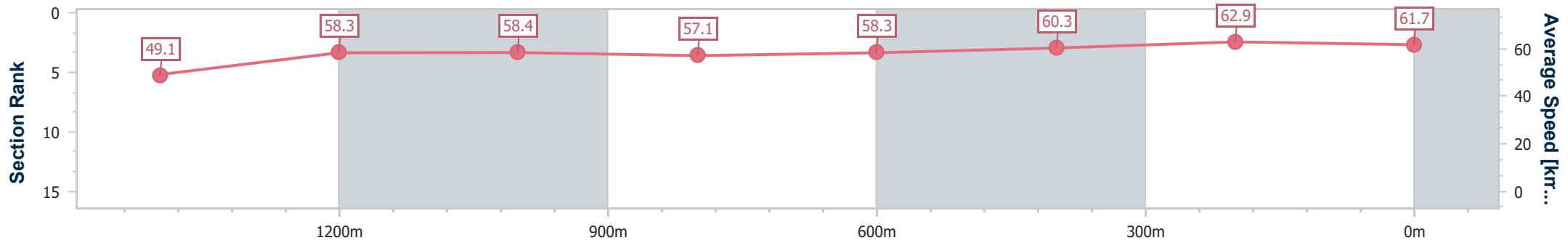
Ipswich QLD Professional
Race 4: RECRUITMENT 24/7 BENCHMARK 62 Handicap - 1666m



19 August 2024 - 14:27

Track Rating: Soft 7, Weather: Fine, Rail Position: True

Section	Overall	1400m	1200m	1000m	800m	600m	400m	200m					
Section Times	1:44.42 [4] (0:19.56)	1:24.86 [7] (0:12.34)	1:12.52 [7] (0:12.41)	1:00.11 [7] (0:12.59)	0:47.52 [6] (0:12.36)	0:35.16 [6] (0:11.96)	0:23.20 [6] (0:11.56)	0:11.64 [5] (0:11.64)					
Average Speed [km/h]	49.1	58.3	58.4	57.1	58.3	60.3	62.9	61.7					
Top Speed [km/h]	59.1	60.1	59.2	58.1	59.9	61.7	63.4	63.2					
Avg. Dist. to Rail [m]	3.7	0.4	0.6	1.1	0.7	0.7	2.7	4.5					
Avg. Stride Freq. [Hz]	2.3	2.3	2.3	2.3	2.3	2.3	2.4	2.4					
Avg. Stride Length [m]	6.1	7.0	7.0	7.0	7.1	7.2	7.1	7.1					



- [] Ranking at each section and finish
- .-.- No data available at this section
- NA No data available



Horse/Jockey Name	Wanda's Outlaw
Final Rank	5
Fastest Section Time (Section)	0:11.54 (400m)
Top Speed [km/h] (Section)	64.1 (200m)
Race State	Finished



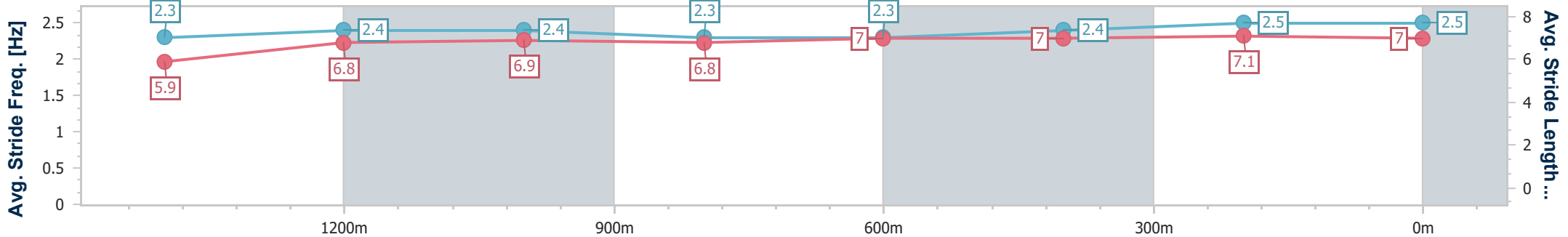
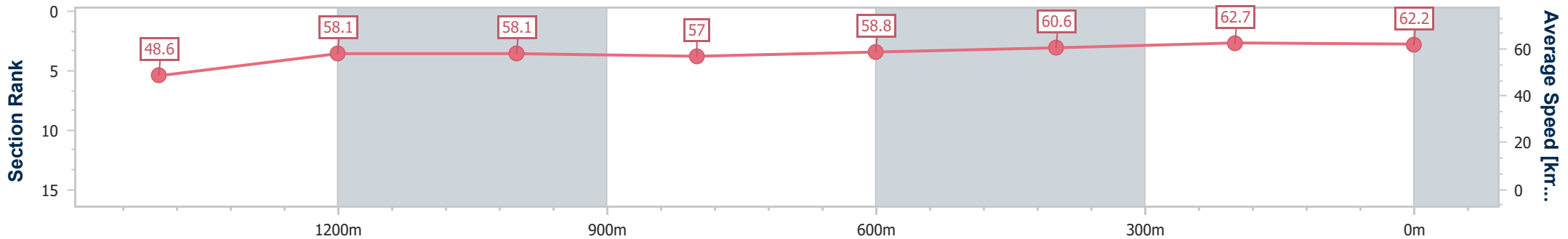
Ipswich QLD Professional
Race 4: RECRUITMENT 24/7 BENCHMARK 62 Handicap - 1666m



19 August 2024 - 14:27

Track Rating: Soft 7, Weather: Fine, Rail Position: True

Section	Overall	1400m	1200m	1000m	800m	600m	400m	200m					
Section Times	1:44.61 [5] (0:19.79)	1:24.82 [9] (0:12.43)	1:12.39 [9] (0:12.38)	1:00.01 [9] (0:12.66)	0:47.35 [8] (0:12.33)	0:35.02 [8] (0:11.92)	0:23.10 [8] (0:11.54)	0:11.56 [8] (0:11.56)					
Average Speed [km/h]	48.6	58.1	58.1	57.0	58.8	60.6	62.7	62.2					
Top Speed [km/h]	59.9	59.9	59.3	58.0	59.7	62.1	63.8	64.1					
Avg. Dist. to Rail [m]	8.5	1.1	0.2	0.8	0.7	0.9	3.3	5.7					
Avg. Stride Freq. [Hz]	2.3	2.4	2.4	2.3	2.3	2.4	2.5	2.5					
Avg. Stride Length [m]	5.9	6.8	6.9	6.8	7.0	7.0	7.1	7.0					



- [] Ranking at each section and finish
- .-.- No data available at this section
- NA No data available



Horse/Jockey Name	Spirit's Charm
Final Rank	6
Fastest Section Time (Section)	0:11.37 (400m)
Top Speed [km/h] (Section)	64.1 (400m)
Race State	Finished



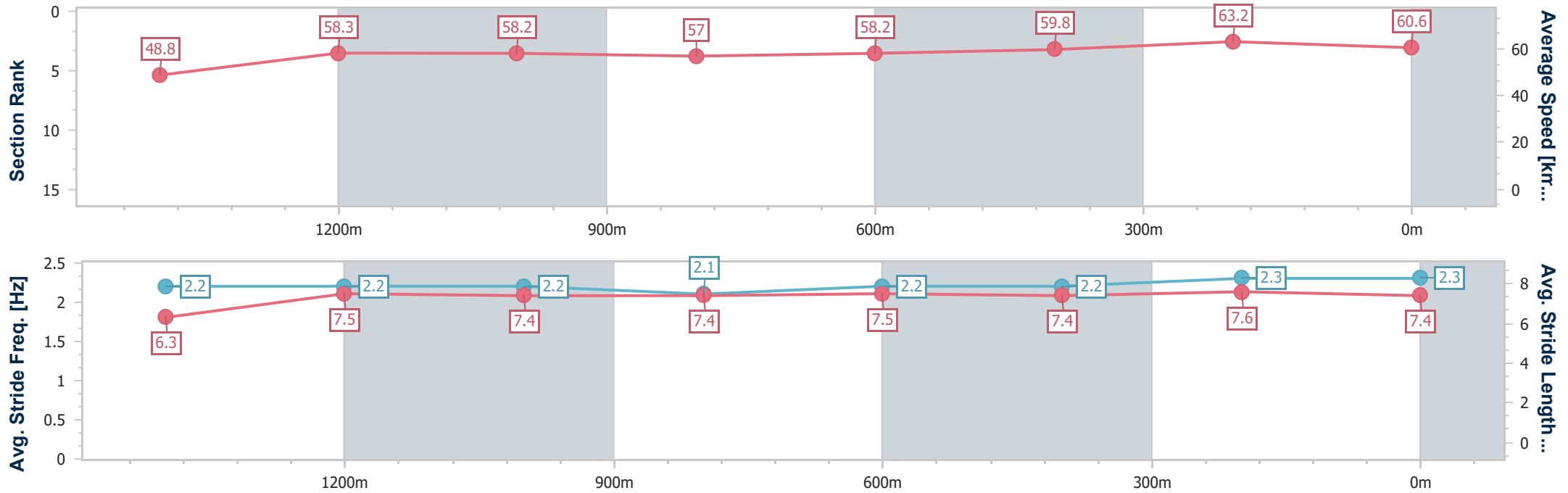
Ipswich QLD Professional
Race 4: RECRUITMENT 24/7 BENCHMARK 62 Handicap - 1666m



19 August 2024 - 14:27

Track Rating: Soft 7, Weather: Fine, Rail Position: True

Section	Overall	1400m	1200m	1000m	800m	600m	400m	200m					
Section Times	1:44.67 [6] (0:19.67)	1:25.00 [8] (0:12.40)	1:12.60 [8] (0:12.38)	1:00.22 [8] (0:12.63)	0:47.59 [7] (0:12.37)	0:35.22 [7] (0:11.99)	0:23.23 [7] (0:11.37)	0:11.86 [6] (0:11.86)					
Average Speed [km/h]	48.8	58.3	58.2	57.0	58.2	59.8	63.2	60.6					
Top Speed [km/h]	59.2	60.2	59.0	58.3	59.2	62.2	64.1	62.1					
Avg. Dist. to Rail [m]	6.4	0.4	0.2	0.2	0.4	0.9	0.7	2.0					
Avg. Stride Freq. [Hz]	2.2	2.2	2.2	2.1	2.2	2.2	2.3	2.3					
Avg. Stride Length [m]	6.3	7.5	7.4	7.4	7.5	7.4	7.6	7.4					



- [] Ranking at each section and finish
- .-.- No data available at this section
- NA No data available



Horse/Jockey Name	Subaqua
Final Rank	7
Fastest Section Time (Section)	0:11.82 (600m)
Top Speed [km/h] (Section)	63.3 (Overall)
Race State	Finished



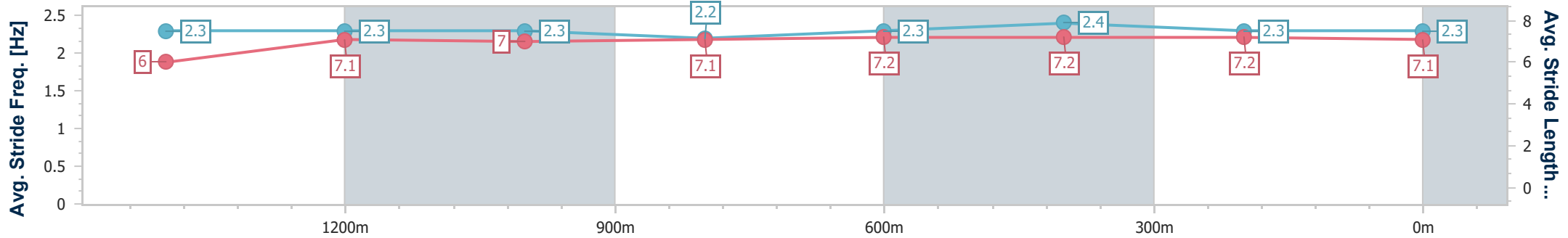
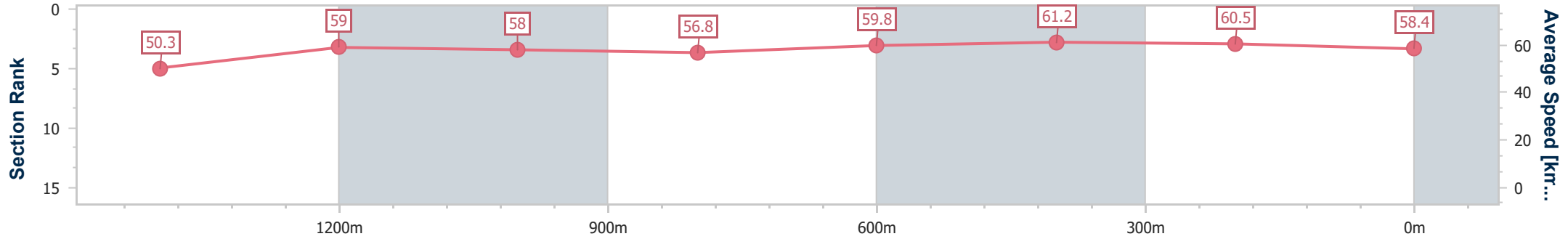
Ipswich QLD Professional
Race 4: RECRUITMENT 24/7 BENCHMARK 62 Handicap - 1666m



19 August 2024 - 14:27

Track Rating: Soft 7, Weather: Fine, Rail Position: True

Section	Overall	1400m	1200m	1000m	800m	600m	400m	200m
Section Times	1:44.77 [7] (0:19.04)	1:25.73 [1] (0:12.28)	1:13.45 [2] (0:12.48)	1:00.97 [3] (0:12.74)	0:48.23 [3] (0:12.14)	0:36.09 [1] (0:11.82)	0:24.27 [1] (0:11.98)	0:12.29 [2] (0:12.29)
Average Speed [km/h]	50.3	59.0	58.0	56.8	59.8	61.2	60.5	58.4
Top Speed [km/h]	63.3	60.9	59.8	58.3	60.8	61.9	61.8	59.6
Avg. Dist. to Rail [m]	4.2	1.4	1.4	1.5	1.7	1.8	2.1	2.6
Avg. Stride Freq. [Hz]	2.3	2.3	2.3	2.2	2.3	2.4	2.3	2.3
Avg. Stride Length [m]	6.0	7.1	7.0	7.1	7.2	7.2	7.2	7.1



- [] Ranking at each section and finish
- .-.- No data available at this section
- NA No data available



Horse/Jockey Name	Dazzling Robert
Final Rank	8
Fastest Section Time (Section)	0:11.84 (400m)
Top Speed [km/h] (Section)	62.5 (400m)
Race State	Finished



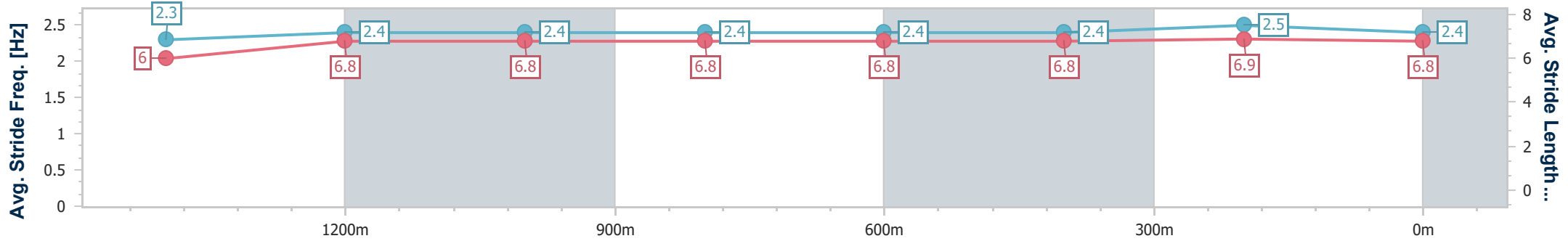
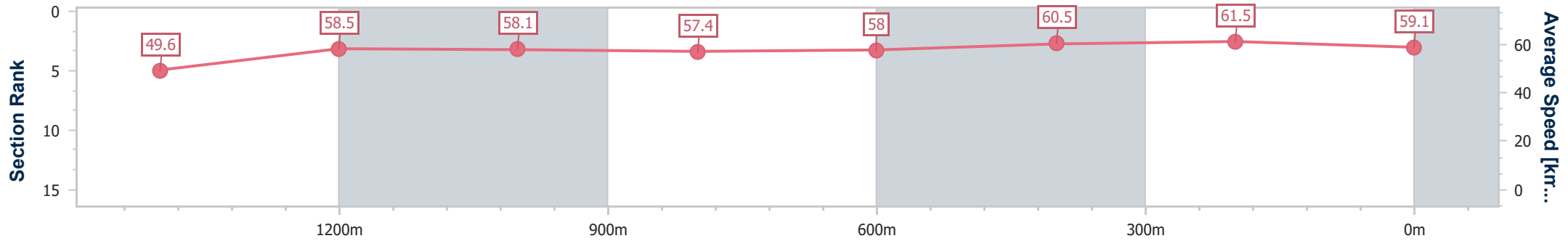
Ipswich QLD Professional
Race 4: RECRUITMENT 24/7 BENCHMARK 62 Handicap - 1666m



19 August 2024 - 14:27

Track Rating: Soft 7, Weather: Fine, Rail Position: True

Section	Overall	1400m	1200m	1000m	800m	600m	400m	200m					
Section Times	1:44.95 [8] (0:19.33)	1:25.62 [4] (0:12.33)	1:13.29 [5] (0:12.35)	1:00.94 [5] (0:12.54)	0:48.40 [4] (0:12.42)	0:35.98 [4] (0:11.95)	0:24.03 [3] (0:11.84)	0:12.19 [4] (0:12.19)					
Average Speed [km/h]	49.6	58.5	58.1	57.4	58.0	60.5	61.5	59.1					
Top Speed [km/h]	60.2	59.8	59.4	58.4	59.2	61.8	62.5	60.8					
Avg. Dist. to Rail [m]	2.3	0.2	0.1	0.2	0.3	1.1	3.6	4.9					
Avg. Stride Freq. [Hz]	2.3	2.4	2.4	2.4	2.4	2.4	2.5	2.4					
Avg. Stride Length [m]	6.0	6.8	6.8	6.8	6.8	6.8	6.9	6.8					



- [] Ranking at each section and finish
- .-.- No data available at this section
- NA No data available



Horse/Jockey Name	Aquarius
Final Rank	9
Fastest Section Time (Section)	0:11.92 (400m)
Top Speed [km/h] (Section)	60.9 (400m)
Race State	Finished



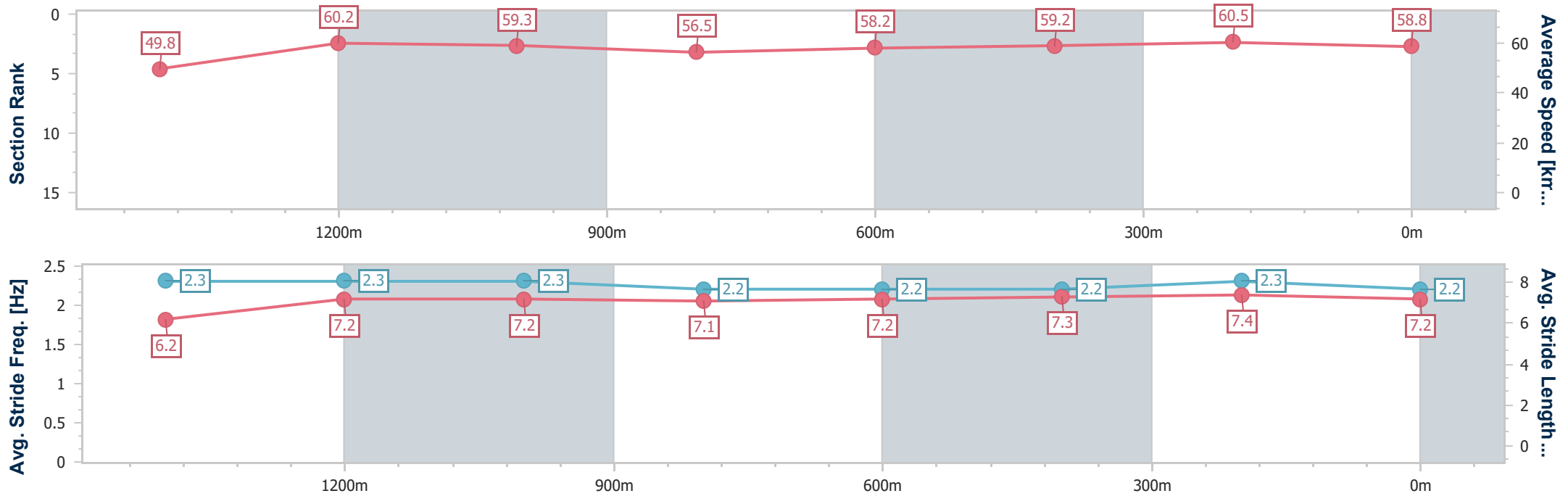
Ipswich QLD Professional
Race 4: RECRUITMENT 24/7 BENCHMARK 62 Handicap - 1666m



19 August 2024 - 14:27

Track Rating: Soft 7, Weather: Fine, Rail Position: True

Section	Overall	1400m	1200m	1000m	800m	600m	400m	200m					
Section Times	1:45.17 [9] (0:19.24)	1:25.93 [3] (0:12.09)	1:13.84 [3] (0:12.25)	1:01.59 [2] (0:12.77)	0:48.82 [1] (0:12.40)	0:36.42 [2] (0:12.22)	0:24.20 [5] (0:11.92)	0:12.28 [7] (0:12.28)					
Average Speed [km/h]	49.8	60.2	59.3	56.5	58.2	59.2	60.5	58.8					
Top Speed [km/h]	59.1	60.9	60.7	57.5	59.3	60.4	60.9	60.8					
Avg. Dist. to Rail [m]	5.4	2.2	2.1	1.1	0.8	0.8	1.1	0.9					
Avg. Stride Freq. [Hz]	2.3	2.3	2.3	2.2	2.2	2.2	2.3	2.2					
Avg. Stride Length [m]	6.2	7.2	7.2	7.1	7.2	7.3	7.4	7.2					



- [] Ranking at each section and finish
- .-.- No data available at this section
- NA No data available



Horse/Jockey Name	Embolden
Final Rank	2
Fastest Section Time (Section)	--:--
Top Speed [km/h] (Section)	--
Race State	DidNotTrack



Ipswich QLD Professional
 Race 4: RECRUITMENT 24/7 BENCHMARK 62 Handicap -
 1666m



19 August 2024 - 14:27

Track Rating: Soft 7, Weather: Fine, Rail Position: True

Section	Overall	1400m	1200m	1000m	800m	600m	400m	200m					
Section Times	--:--	--:--	--:--	--:--	--:--	--:--	--:--	--:--					
Average Speed [km/h]	--	--	--	--	--	--	--	--					
Top Speed [km/h]	--	--	--	--	--	--	--	--					
Avg. Dist. to Rail [m]	--	--	--	--	--	--	--	--					
Avg. Stride Freq. [Hz]	--	--	--	--	--	--	--	--					
Avg. Stride Length [m]	--	--	--	--	--	--	--	--					

- [] Ranking at each section and finish
- :-- No data available at this section
- NA No data available

Track Rating: Soft 7, Weather: Fine, Rail Position: True

Section		Overall	1400m	1200m	1000m	800m	600m	400m	Last 600m					
Field Times		1:43.19 (0:18.38)	1:24.81 (0:11.28)	1:13.53 (0:11.71)	1:01.82 (0:12.36)	0:49.46 (0:12.45)	0:37.01 (0:12.38)	0:24.63 (0:12.34)	0:37.01					
Rank	TAB	Horse/Jockey	Barrier	Top Speed [km/h]	Fastest Section								Distance Travelled [m]	
1	16	WITH DIAMONDS Tahlia Fenlon	8	63.8 1400m	0:11.40 1400m	1:43.19 [1] (0:19.22)	1:23.97 [11] (0:11.40)	1:12.57 [9] (0:11.86)	1:00.71 [9] (0:12.41)	0:48.30 [8] (0:12.51)	0:35.79 [8] (0:11.92)	0:23.87 [6] (0:11.86)	0:35.79	
2	15	VIKING BLOOD Bailey Wheeler	3	64.7 Overall	0:11.45 1400m	1:43.30 [2] (0:18.60)	1:24.70 [4] (0:11.45)	1:13.25 [4] (0:11.99)	1:01.26 [5] (0:12.40)	0:48.86 [5] (0:12.50)	0:36.36 [4] (0:11.96)	0:24.40 [4] (0:12.03)	0:36.36	+2
3	2	AUTUMN SONG James Orman	7	65.8 1400m	0:11.34 1400m	1:43.78 [3] (0:18.53)	1:25.25 [3] (0:11.34)	1:13.91 [2] (0:11.89)	1:02.02 [2] (0:12.42)	0:49.60 [3] (0:12.43)	0:37.17 [3] (0:12.01)	0:25.16 [2] (0:12.30)	0:37.17	+7
4	6	MINGARDOS Samantha Collett	6	65.7 1400m	0:11.28 1400m	1:44.02 [4] (0:18.38)	1:25.64 [1] (0:11.28)	1:14.36 [1] (0:11.71)	1:02.65 [1] (0:12.36)	0:50.29 [1] (0:12.45)	0:37.84 [1] (0:12.47)	0:25.37 [3] (0:12.47)	0:37.84	+1
5	8	WINDY WHEELS Adin Thompson	1	64.7 Overall	0:11.49 1400m	1:44.10 [5] (0:18.42)	1:25.68 [2] (0:11.49)	1:14.19 [3] (0:11.93)	1:02.26 [3] (0:12.34)	0:49.92 [2] (0:12.39)	0:37.53 [2] (0:11.99)	0:25.54 [1] (0:12.34)	0:37.53	+0
6	20	EIGHTDAYSAWEEK Michael Cahill	18	63.8 Overall	0:11.69 1400m	1:44.29 [6] (0:19.22)	1:25.07 [10] (0:11.69)	1:13.38 [11] (0:11.84)	1:01.54 [11] (0:12.42)	0:49.12 [10] (0:12.53)	0:36.59 [10] (0:12.01)	0:24.58 [9] (0:12.11)	0:36.59	-1
7	11	JENNY'S ROSE Micheal Hellyer	5	64.5 1400m	0:11.53 1400m	1:44.30 [7] (0:18.76)	1:25.54 [6] (0:11.53)	1:14.01 [6] (0:11.92)	1:02.09 [7] (0:12.49)	0:49.60 [7] (0:12.45)	0:37.15 [7] (0:12.19)	0:24.96 [7] (0:12.37)	0:37.15	+7
8	12	MIDNIGHT SEAS Rob Thorburn	2	63.8 1400m	0:11.41 1400m	1:44.57 [8] (0:18.89)	1:25.68 [8] (0:11.41)	1:14.27 [7] (0:11.84)	1:02.43 [6] (0:12.39)	0:50.04 [6] (0:12.52)	0:37.52 [6] (0:12.13)	0:25.39 [5] (0:12.46)	0:37.52	-5
9	14	SUPIDOCHARGED Luke Tarrant	12	63.1 1200m	0:11.66 1400m	1:44.97 [9] (0:19.61)	1:25.36 [13] (0:11.66)	1:13.70 [12] (0:11.67)	1:02.03 [12] (0:12.50)	0:49.53 [12] (0:12.42)	0:37.11 [11] (0:12.02)	0:25.09 [11] (0:12.34)	0:37.11	+7
10	9	ANIMAL OF WAR Nozi Tomizawa	15	63.1 1400m	0:11.64 1400m	1:45.81 [10] (0:18.99)	1:26.82 [9] (0:11.64)	1:15.18 [10] (0:12.07)	1:03.11 [10] (0:12.56)	0:50.55 [11] (0:12.64)	0:37.91 [12] (0:12.13)	0:25.78 [12] (0:12.33)	0:37.91	+5

Scratched: Victory Command (#1), Effie's Joy (#5), The Vocalist (#7), Hot Peach (#10), Fossil Fuel (#3), Warrant (#4), Mr Tadashi (#18), No Double Dipping (#13)



Ipswich QLD Professional

Race 5: THE PRINCE ALFRED HOTEL Maiden Handicap - 1666m

19 August 2024 - 15:10



Track Rating: Soft 7, Weather: Fine, Rail Position: True

Section		Overall	1400m	1200m	1000m	800m	600m	400m	Last 600m				
Field Times		1:43.19 (0:18.38)	1:24.81 (0:11.28)	1:13.53 (0:11.71)	1:01.82 (0:12.36)	0:49.46 (0:12.45)	0:37.01 (0:12.38)	0:24.63 (0:12.34)	0:37.01				
Rank	TAB Horse/Jockey	Barrier	Top Speed [km/h]	Fastest Section	Distance Travelled [m]								
11	17 READY ENABLE Rikki Jamieson	10	63.9 1400m	0:11.50 1400m	1:46.01 [11] (0:18.75)	1:27.26 [5] (0:11.50)	1:15.76 [5] (0:11.73)	1:04.03 [4] (0:12.39)	0:51.64 [4] (0:12.61)	0:39.03 [5] (0:12.71)	0:26.32 [8] (0:12.85)	0:39.03	+10
12	19 SELENOPHILE Sean Cormack	11	61.8 1400m	0:11.71 1400m	1:46.29 [12] (0:19.58)	1:26.71 [12] (0:11.71)	1:15.00 [13] (0:11.88)	1:03.12 [13] (0:12.35)	0:50.77 [13] (0:12.48)	0:38.29 [13] (0:12.31)	0:25.98 [13] (0:12.77)	0:38.29	+2
13	21 OUR BLING Jake Bayliss	4	63.9 Overall	0:11.57 1400m	1:47.10 [13] (0:18.89)	1:28.21 [7] (0:11.57)	1:16.64 [8] (0:11.98)	1:04.66 [8] (0:12.49)	0:52.17 [9] (0:12.53)	0:39.64 [9] (0:12.34)	0:27.30 [10] (0:13.13)	0:39.64	+2

Scratched: Victory Command (#1), Effie's Joy (#5), The Vocalist (#7), Hot Peach (#10), Fossil Fuel (#3), Warrant (#4), Mr Tadashi (#18), No Double Dipping (#13)

[] Ranking at each section and finish
 -:-:-:- No data available at this section
 NA No data available

SCN Saddle cloth number
 DNF Did not finish
 DNT Did not track

19 August 2024 - 15:10

Track Rating: Soft 7, Weather: Fine, Rail Position: True

Section							200m			Last 600m
Field Times							0:12.29			0:37.01
							(0:12.29)			
Rank	TAB	Horse/Jockey	Barrier	Top Speed [km/h]	Fastest Section	Margin			Distance Travelled [m]	
1	16	WITH DIAMONDS Tahlia Fenlon	8	63.8 1400m	0:11.40 1400m	0:12.01 [5] (0:12.01)	1:43.19		0:35.79	
2	15	VIKING BLOOD Bailey Wheeler	3	64.7 Overall	0:11.45 1400m	0:12.37 [3] (0:12.37)	0.65L		0:36.36 +2	
3	2	AUTUMN SONG James Orman	7	65.8 1400m	0:11.34 1400m	0:12.86 [2] (0:12.86)	3.48L		0:37.17 +7	
4	6	MINGARDOS Samantha Collett	6	65.7 1400m	0:11.28 1400m	0:12.90 [4] (0:12.90)	4.88L		0:37.84 +1	
5	8	WINDY WHEELS Adin Thompson	1	64.7 Overall	0:11.49 1400m	0:13.20 [1] (0:13.20)	5.37L		0:37.53 +0	
6	20	EIGHTDAYSAWEEK Michael Cahill	18	63.8 Overall	0:11.69 1400m	0:12.47 [8] (0:12.47)	6.44L		0:36.59 -1	
7	11	JENNY'S ROSE Micheal Hellyer	5	64.5 1400m	0:11.53 1400m	0:12.59 [7] (0:12.59)	6.53L		0:37.15 +7	
8	12	MIDNIGHT SEAS Rob Thorburn	2	63.8 1400m	0:11.41 1400m	0:12.93 [6] (0:12.93)	8.12L		0:37.52 -5	
9	14	SUPIDOCHARGED Luke Tarrant	12	63.1 1200m	0:11.66 1400m	0:12.75 [9] (0:12.75)	10.46L		0:37.11 +7	
10	9	ANIMAL OF WAR Nozi Tomizawa	15	63.1 1400m	0:11.64 1400m	0:13.45 [10] (0:13.45)	15.39L		0:37.91 +5	

Scratched: Victory Command (#1), Effie's Joy (#5), The Vocalist (#7), Hot Peach (#10), Fossil Fuel (#3), Warrant (#4), Mr Tadashi (#18), No Double Dipping (#13)



Ipswich QLD Professional

Race 5: THE PRINCE ALFRED HOTEL Maiden Handicap - 1666m

19 August 2024 - 15:10



Track Rating: Soft 7, Weather: Fine, Rail Position: True

Section				200m				Last 600m	
Field Times				0:12.29 (0:12.29)				0:37.01	
Rank	TAB	Horse/Jockey	Barrier	Top Speed [km/h]	Fastest Section	Margin			Distance Travelled [m]
11	17	READY ENABLE Rikki Jamieson	10	63.9 1400m	0:11.50 1400m	0:13.47 [11] (0:13.47)	16.58L		0:39.03 +10
12	19	SELENOPHILE Sean Cormack	11	61.8 1400m	0:11.71 1400m	0:13.21 [13] (0:13.21)	18.21L		0:38.29 +2
13	21	OUR BLING Jake Bayliss	4	63.9 Overall	0:11.57 1400m	0:14.17 [12] (0:14.17)	22.98L		0:39.64 +2

Scratched: Victory Command (#1), Effie's Joy (#5), The Vocalist (#7), Hot Peach (#10), Fossil Fuel (#3), Warrant (#4), Mr Tadashi (#18), No Double Dipping (#13)

[] Ranking at each section and finish
 -:-:-:- No data available at this section
 NA No data available

SCN Saddle cloth number
 DNF Did not finish
 DNT Did not track



Horse/Jockey Name	With Diamonds
Final Rank	1
Fastest Section Time (Section)	0:11.40 (1400m)
Top Speed [km/h] (Section)	63.8 (1400m)
Race State	Finished



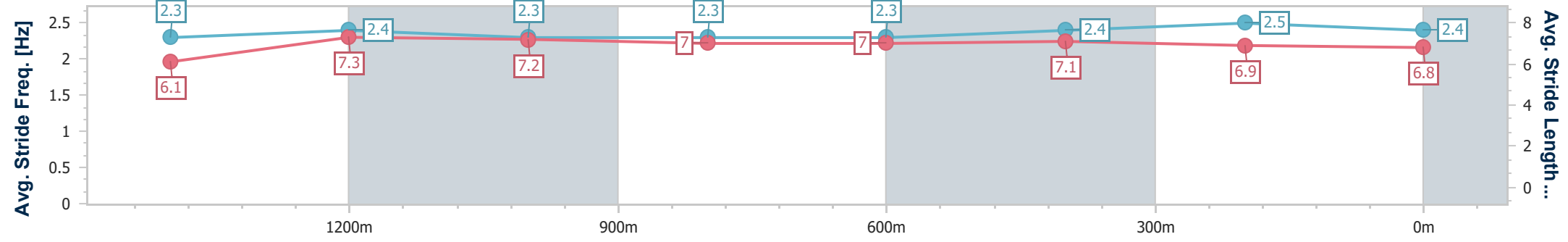
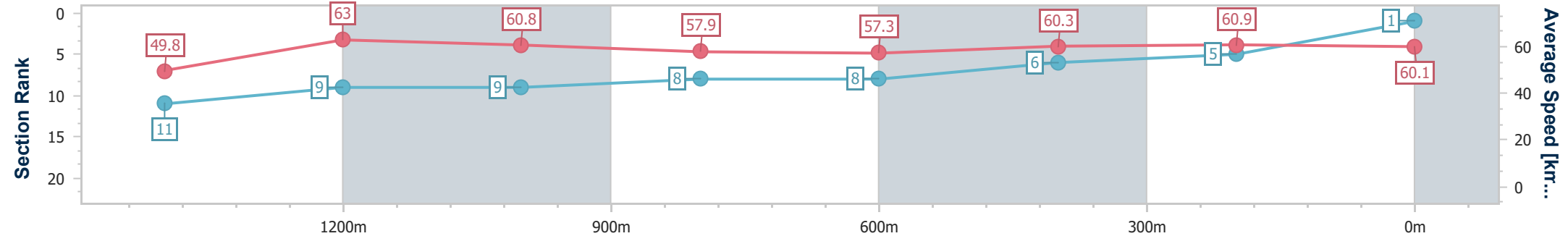
Ipswich QLD Professional
Race 5: THE PRINCE ALFRED HOTEL Maiden Handicap - 1666m



19 August 2024 - 15:10

Track Rating: Soft 7, Weather: Fine, Rail Position: True

Section	Overall	1400m	1200m	1000m	800m	600m	400m	200m					
Section Times	1:43.19 [1] (0:19.22)	1:23.97 [11] (0:11.40)	1:12.57 [9] (0:11.86)	1:00.71 [9] (0:12.41)	0:48.30 [8] (0:12.51)	0:35.79 [8] (0:11.92)	0:23.87 [6] (0:11.86)	0:12.01 [5] (0:12.01)					
Average Speed [km/h]	49.8	63.0	60.8	57.9	57.3	60.3	60.9	60.1					
Top Speed [km/h]	62.9	63.8	62.5	58.7	59.6	61.7	62.1	60.7					
Avg. Dist. to Rail [m]	6.5	0.5	0.5	0.7	0.6	0.4	1.3	3.9					
Avg. Stride Freq. [Hz]	2.3	2.4	2.3	2.3	2.3	2.4	2.5	2.4					
Avg. Stride Length [m]	6.1	7.3	7.2	7.0	7.0	7.1	6.9	6.8					



- [] Ranking at each section and finish
- .-.- No data available at this section
- NA No data available



Horse/Jockey Name	Viking Blood
Final Rank	2
Fastest Section Time (Section)	0:11.45 (1400m)
Top Speed [km/h] (Section)	64.7 (Overall)
Race State	Finished



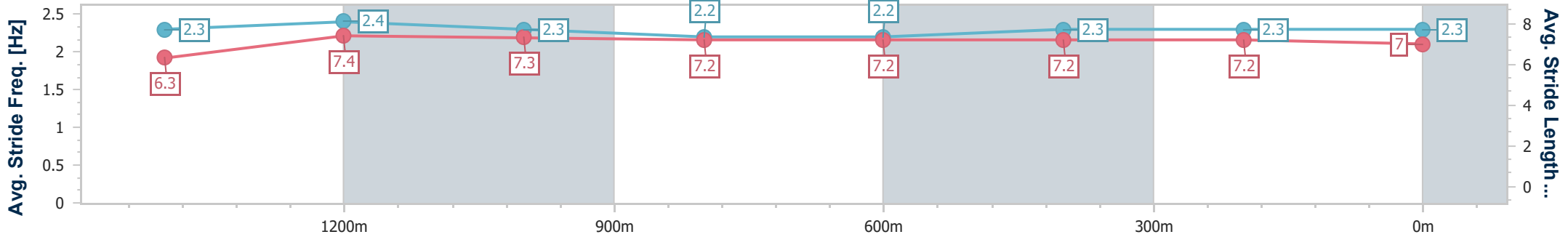
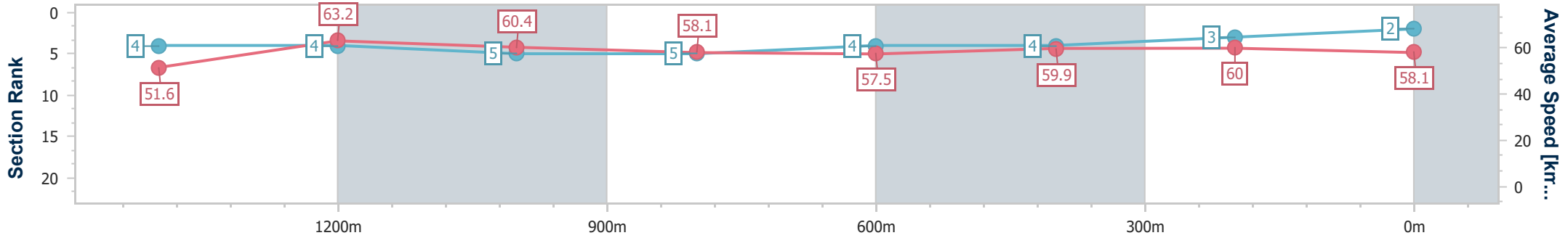
Ipswich QLD Professional
Race 5: THE PRINCE ALFRED HOTEL Maiden Handicap - 1666m



19 August 2024 - 15:10

Track Rating: Soft 7, Weather: Fine, Rail Position: True

Section	Overall	1400m	1200m	1000m	800m	600m	400m	200m
Section Times	1:43.30 [2] (0:18.60)	1:24.70 [4] (0:11.45)	1:13.25 [4] (0:11.99)	1:01.26 [5] (0:12.40)	0:48.86 [5] (0:12.50)	0:36.36 [4] (0:11.96)	0:24.40 [4] (0:12.03)	0:12.37 [3] (0:12.37)
Average Speed [km/h]	51.6	63.2	60.4	58.1	57.5	59.9	60.0	58.1
Top Speed [km/h]	64.7	64.2	62.4	58.9	59.1	60.8	61.0	59.2
Avg. Dist. to Rail [m]	4.1	1.4	1.0	0.6	0.2	0.6	1.3	3.2
Avg. Stride Freq. [Hz]	2.3	2.4	2.3	2.2	2.2	2.3	2.3	2.3
Avg. Stride Length [m]	6.3	7.4	7.3	7.2	7.2	7.2	7.2	7.0



- [] Ranking at each section and finish
- .-.- No data available at this section
- NA No data available



Horse/Jockey Name	Autumn Song
Final Rank	3
Fastest Section Time (Section)	0:11.34 (1400m)
Top Speed [km/h] (Section)	65.8 (1400m)
Race State	Finished



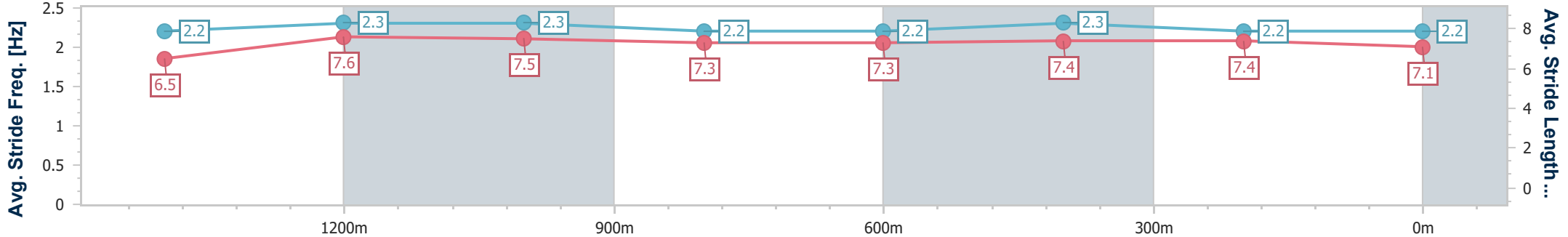
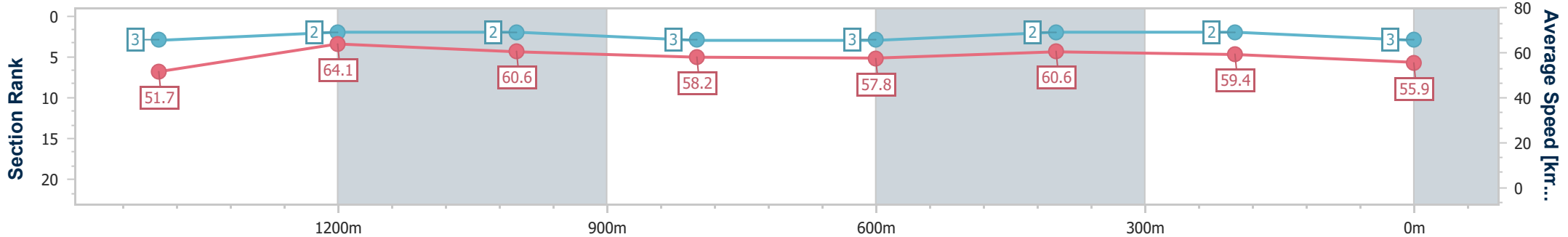
Ipswich QLD Professional
Race 5: THE PRINCE ALFRED HOTEL Maiden Handicap - 1666m



19 August 2024 - 15:10

Track Rating: Soft 7, Weather: Fine, Rail Position: True

Section	Overall	1400m	1200m	1000m	800m	600m	400m	200m					
Section Times	1:43.78 [3] (0:18.53)	1:25.25 [3] (0:11.34)	1:13.91 [2] (0:11.89)	1:02.02 [2] (0:12.42)	0:49.60 [3] (0:12.43)	0:37.17 [3] (0:12.01)	0:25.16 [2] (0:12.30)	0:12.86 [2] (0:12.86)					
Average Speed [km/h]	51.7	64.1	60.6	58.2	57.8	60.6	59.4	55.9					
Top Speed [km/h]	64.2	65.8	64.6	59.0	59.4	61.9	61.4	58.4					
Avg. Dist. to Rail [m]	7.9	1.9	0.5	0.1	0.3	2.1	2.9	2.8					
Avg. Stride Freq. [Hz]	2.2	2.3	2.3	2.2	2.2	2.3	2.2	2.2					
Avg. Stride Length [m]	6.5	7.6	7.5	7.3	7.3	7.4	7.4	7.1					



- [] Ranking at each section and finish
- .-.- No data available at this section
- NA No data available



Horse/Jockey Name	Mingardos
Final Rank	4
Fastest Section Time (Section)	0:11.28 (1400m)
Top Speed [km/h] (Section)	65.7 (1400m)
Race State	Finished



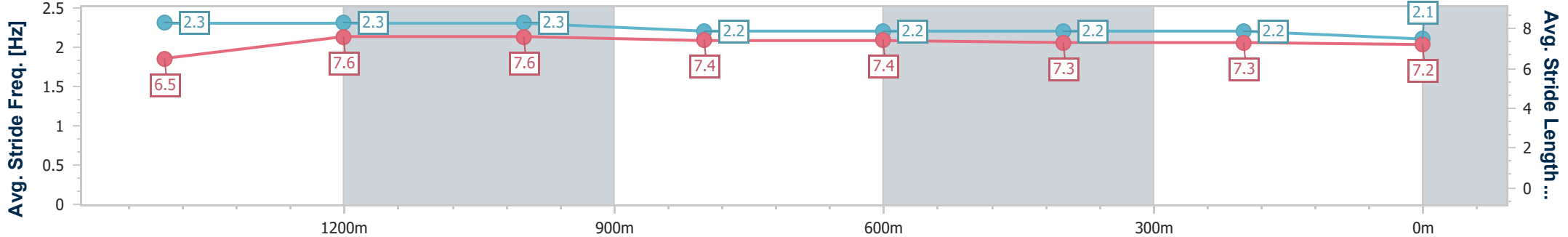
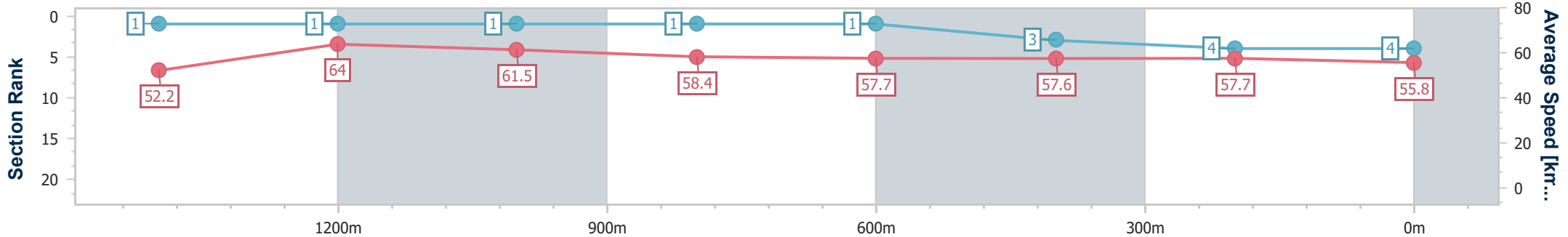
Ipswich QLD Professional
 Race 5: THE PRINCE ALFRED HOTEL Maiden Handicap - 1666m



19 August 2024 - 15:10

Track Rating: Soft 7, Weather: Fine, Rail Position: True

Section	Overall	1400m	1200m	1000m	800m	600m	400m	200m
Section Times	1:44.02 [4] (0:18.38)	1:25.64 [1] (0:11.28)	1:14.36 [1] (0:11.71)	1:02.65 [1] (0:12.36)	0:50.29 [1] (0:12.45)	0:37.84 [1] (0:12.47)	0:25.37 [3] (0:12.47)	0:12.90 [4] (0:12.90)
Average Speed [km/h]	52.2	64.0	61.5	58.4	57.7	57.6	57.7	55.8
Top Speed [km/h]	64.0	65.7	63.0	59.9	58.0	58.7	57.9	57.6
Avg. Dist. to Rail [m]	6.7	1.2	0.5	0.4	0.3	0.4	1.0	0.4
Avg. Stride Freq. [Hz]	2.3	2.3	2.3	2.2	2.2	2.2	2.2	2.1
Avg. Stride Length [m]	6.5	7.6	7.6	7.4	7.4	7.3	7.3	7.2



- [] Ranking at each section and finish
- .-.- No data available at this section
- NA No data available



Horse/Jockey Name	Windy Wheels
Final Rank	5
Fastest Section Time (Section)	0:11.49 (1400m)
Top Speed [km/h] (Section)	64.7 (Overall)
Race State	Finished



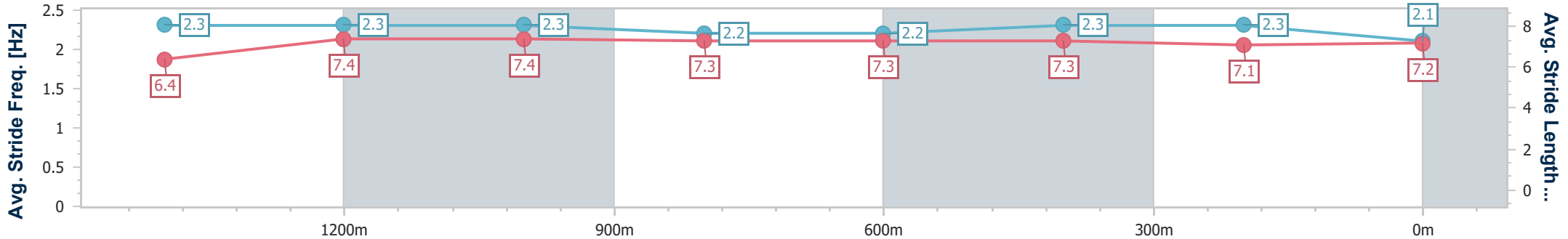
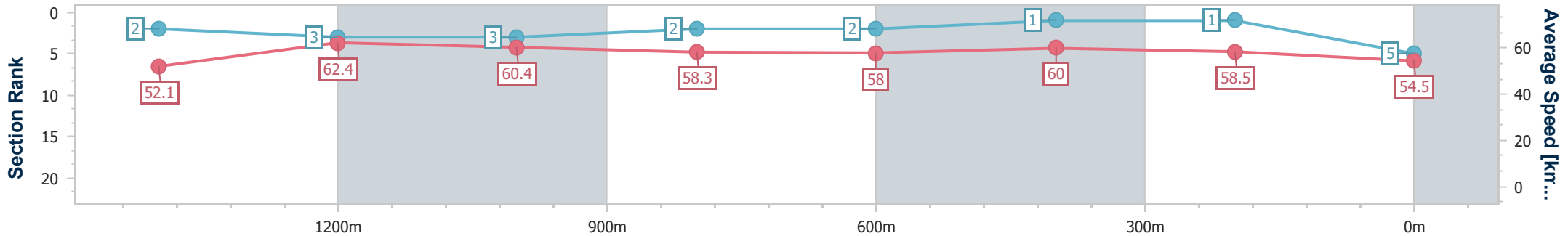
Ipswich QLD Professional
 Race 5: THE PRINCE ALFRED HOTEL Maiden Handicap - 1666m



19 August 2024 - 15:10

Track Rating: Soft 7, Weather: Fine, Rail Position: True

Section	Overall	1400m	1200m	1000m	800m	600m	400m	200m
Section Times	1:44.10 [5] (0:18.42)	1:25.68 [2] (0:11.49)	1:14.19 [3] (0:11.93)	1:02.26 [3] (0:12.34)	0:49.92 [2] (0:12.39)	0:37.53 [2] (0:11.99)	0:25.54 [1] (0:12.34)	0:13.20 [1] (0:13.20)
Average Speed [km/h]	52.1	62.4	60.4	58.3	58.0	60.0	58.5	54.5
Top Speed [km/h]	64.7	63.8	62.6	59.5	59.6	61.2	60.6	56.1
Avg. Dist. to Rail [m]	2.1	0.2	0.3	0.2	0.8	0.4	0.5	1.1
Avg. Stride Freq. [Hz]	2.3	2.3	2.3	2.2	2.2	2.3	2.3	2.1
Avg. Stride Length [m]	6.4	7.4	7.4	7.3	7.3	7.3	7.1	7.2



- [] Ranking at each section and finish
- .-.- No data available at this section
- NA No data available



Horse/Jockey Name	Eightdaysaweek
Final Rank	6
Fastest Section Time (Section)	0:11.69 (1400m)
Top Speed [km/h] (Section)	63.8 (Overall)
Race State	Finished



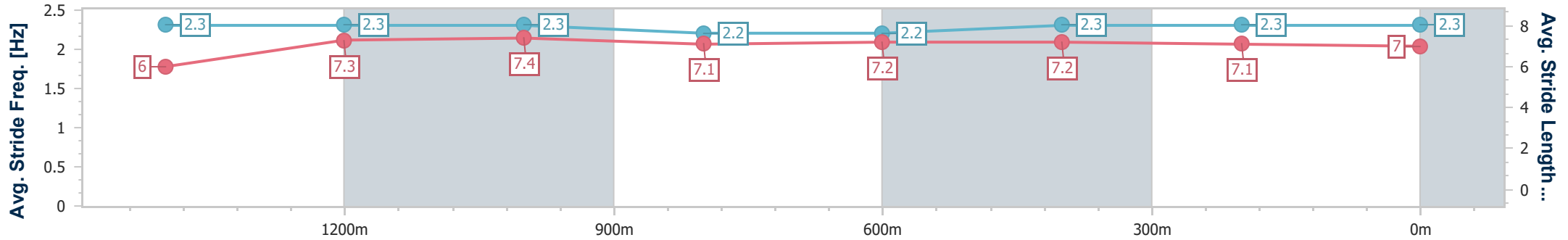
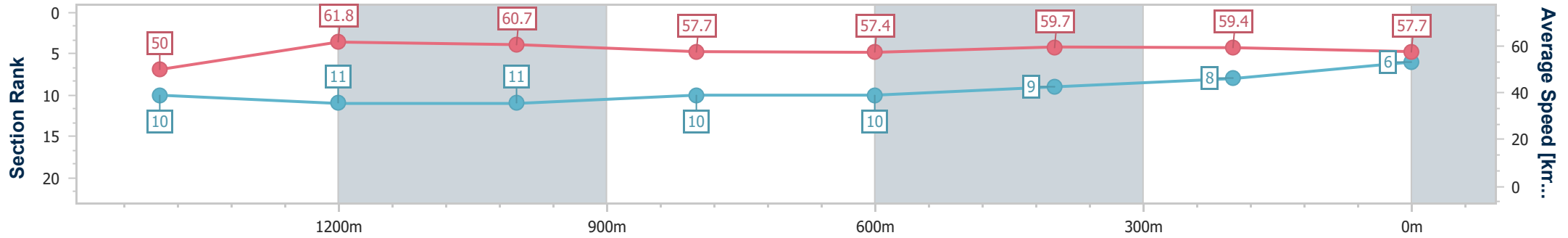
Ipswich QLD Professional
Race 5: THE PRINCE ALFRED HOTEL Maiden Handicap - 1666m



19 August 2024 - 15:10

Track Rating: Soft 7, Weather: Fine, Rail Position: True

Section	Overall	1400m	1200m	1000m	800m	600m	400m	200m
Section Times	1:44.29 [6] (0:19.22)	1:25.07 [10] (0:11.69)	1:13.38 [11] (0:11.84)	1:01.54 [11] (0:12.42)	0:49.12 [10] (0:12.53)	0:36.59 [10] (0:12.01)	0:24.58 [9] (0:12.11)	0:12.47 [8] (0:12.47)
Average Speed [km/h]	50.0	61.8	60.7	57.7	57.4	59.7	59.4	57.7
Top Speed [km/h]	63.8	63.7	62.1	59.1	58.4	60.1	60.0	58.6
Avg. Dist. to Rail [m]	9.9	0.7	0.6	0.8	0.9	0.8	0.8	2.6
Avg. Stride Freq. [Hz]	2.3	2.3	2.3	2.2	2.2	2.3	2.3	2.3
Avg. Stride Length [m]	6.0	7.3	7.4	7.1	7.2	7.2	7.1	7.0



- [] Ranking at each section and finish
- .-.- No data available at this section
- NA No data available



Horse/Jockey Name	Jenny's Rose
Final Rank	7
Fastest Section Time (Section)	0:11.53 (1400m)
Top Speed [km/h] (Section)	64.5 (1400m)
Race State	Finished



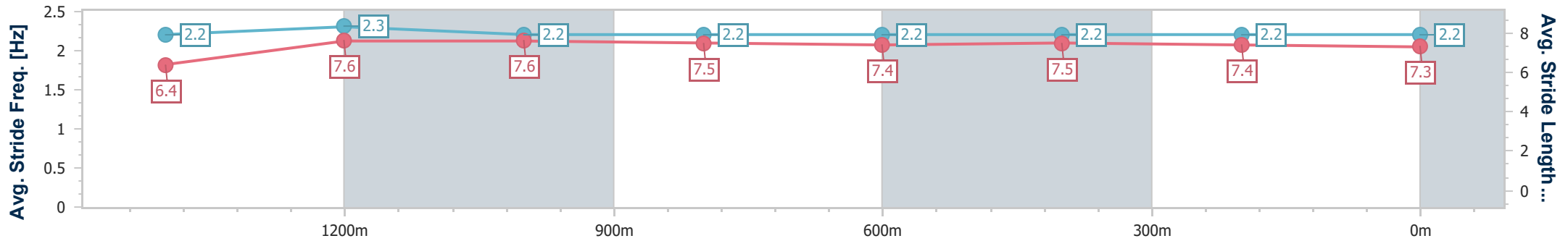
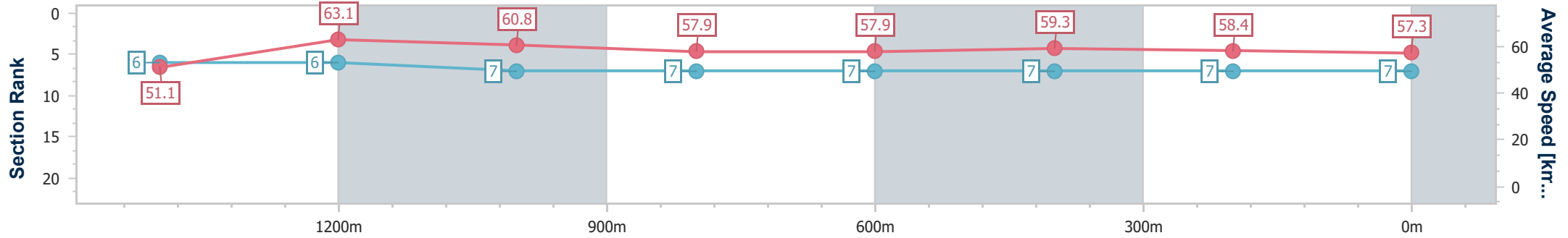
Ipswich QLD Professional
Race 5: THE PRINCE ALFRED HOTEL Maiden Handicap - 1666m



19 August 2024 - 15:10

Track Rating: Soft 7, Weather: Fine, Rail Position: True

Section	Overall	1400m	1200m	1000m	800m	600m	400m	200m
Section Times	1:44.30 [7] (0:18.76)	1:25.54 [6] (0:11.53)	1:14.01 [6] (0:11.92)	1:02.09 [7] (0:12.49)	0:49.60 [7] (0:12.45)	0:37.15 [7] (0:12.19)	0:24.96 [7] (0:12.37)	0:12.59 [7] (0:12.59)
Average Speed [km/h]	51.1	63.1	60.8	57.9	57.9	59.3	58.4	57.3
Top Speed [km/h]	63.1	64.5	63.2	58.8	59.1	60.0	59.5	57.9
Avg. Dist. to Rail [m]	5.6	2.1	1.8	1.5	0.5	0.5	1.7	3.5
Avg. Stride Freq. [Hz]	2.2	2.3	2.2	2.2	2.2	2.2	2.2	2.2
Avg. Stride Length [m]	6.4	7.6	7.6	7.5	7.4	7.5	7.4	7.3



- [] Ranking at each section and finish
- .-.- No data available at this section
- NA No data available



Horse/Jockey Name	Midnight Seas
Final Rank	8
Fastest Section Time (Section)	0:11.41 (1400m)
Top Speed [km/h] (Section)	63.8 (1400m)
Race State	Finished



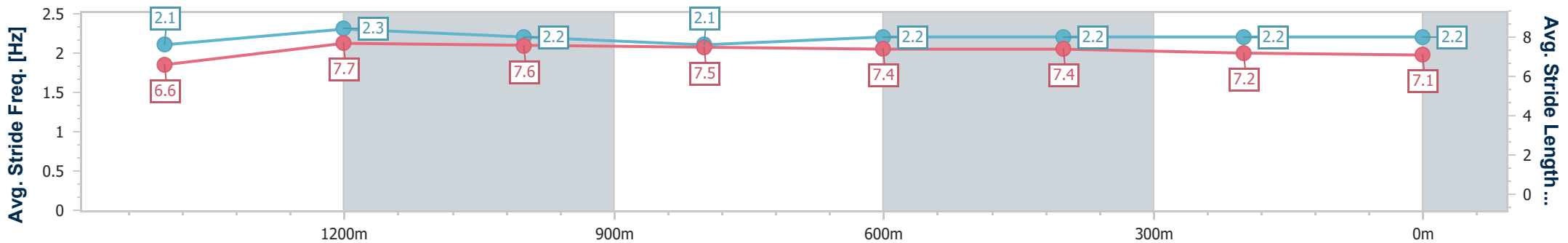
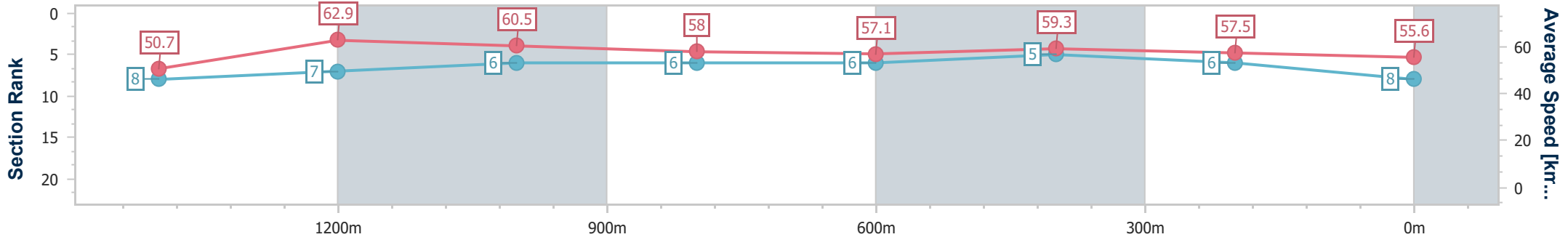
Ipswich QLD Professional
Race 5: THE PRINCE ALFRED HOTEL Maiden Handicap - 1666m



19 August 2024 - 15:10

Track Rating: Soft 7, Weather: Fine, Rail Position: True

Section	Overall	1400m	1200m	1000m	800m	600m	400m	200m
Section Times	1:44.57 [8] (0:18.89)	1:25.68 [8] (0:11.41)	1:14.27 [7] (0:11.84)	1:02.43 [6] (0:12.39)	0:50.04 [6] (0:12.52)	0:37.52 [6] (0:12.13)	0:25.39 [5] (0:12.46)	0:12.93 [6] (0:12.93)
Average Speed [km/h]	50.7	62.9	60.5	58.0	57.1	59.3	57.5	55.6
Top Speed [km/h]	63.3	63.8	63.3	59.2	58.6	60.3	59.3	56.9
Avg. Dist. to Rail [m]	2.8	0.8	1.2	1.3	1.3	0.6	0.9	0.5
Avg. Stride Freq. [Hz]	2.1	2.3	2.2	2.1	2.2	2.2	2.2	2.2
Avg. Stride Length [m]	6.6	7.7	7.6	7.5	7.4	7.4	7.2	7.1



- [] Ranking at each section and finish
- .-.- No data available at this section
- NA No data available



Horse/Jockey Name	Supidocharged
Final Rank	9
Fastest Section Time (Section)	0:11.66 (1400m)
Top Speed [km/h] (Section)	63.1 (1200m)
Race State	Finished



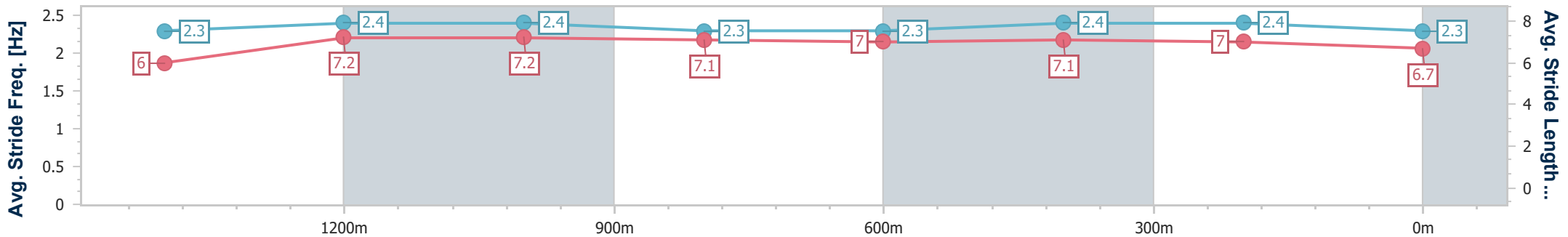
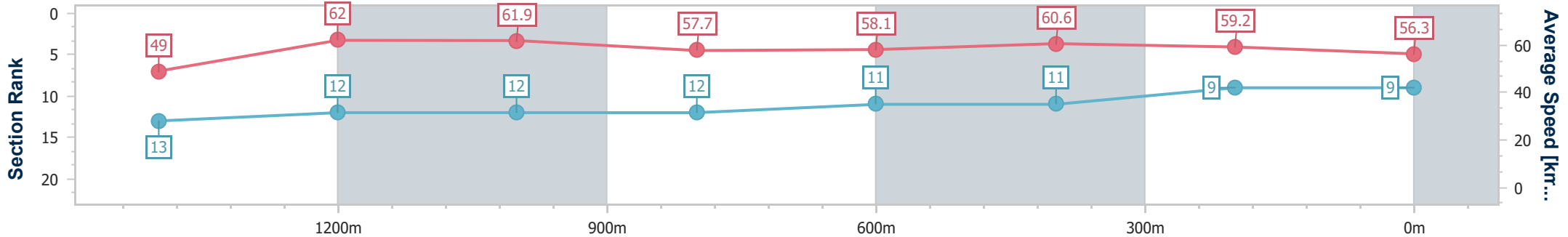
Ipswich QLD Professional
Race 5: THE PRINCE ALFRED HOTEL Maiden Handicap - 1666m



19 August 2024 - 15:10

Track Rating: Soft 7, Weather: Fine, Rail Position: True

Section	Overall	1400m	1200m	1000m	800m	600m	400m	200m					
Section Times	1:44.97 [9] (0:19.61)	1:25.36 [13] (0:11.66)	1:13.70 [12] (0:11.67)	1:02.03 [12] (0:12.50)	0:49.53 [12] (0:12.42)	0:37.11 [11] (0:12.02)	0:25.09 [11] (0:12.34)	0:12.75 [9] (0:12.75)					
Average Speed [km/h]	49.0	62.0	61.9	57.7	58.1	60.6	59.2	56.3					
Top Speed [km/h]	62.6	62.8	63.1	58.6	60.1	61.0	60.6	58.4					
Avg. Dist. to Rail [m]	6.6	0.8	0.3	0.3	0.9	2.0	4.1	4.0					
Avg. Stride Freq. [Hz]	2.3	2.4	2.4	2.3	2.3	2.4	2.4	2.3					
Avg. Stride Length [m]	6.0	7.2	7.2	7.1	7.0	7.1	7.0	6.7					



- [] Ranking at each section and finish
- .-.- No data available at this section
- NA No data available



Horse/Jockey Name	Animal Of War
Final Rank	10
Fastest Section Time (Section)	0:11.64 (1400m)
Top Speed [km/h] (Section)	63.1 (1400m)
Race State	Finished



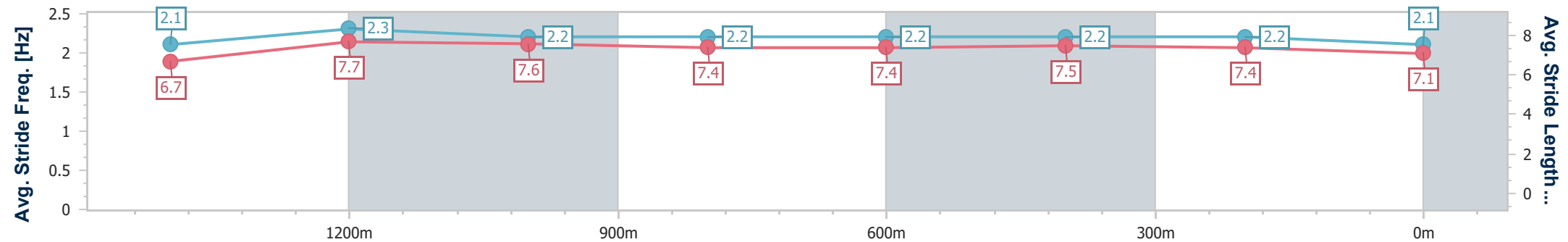
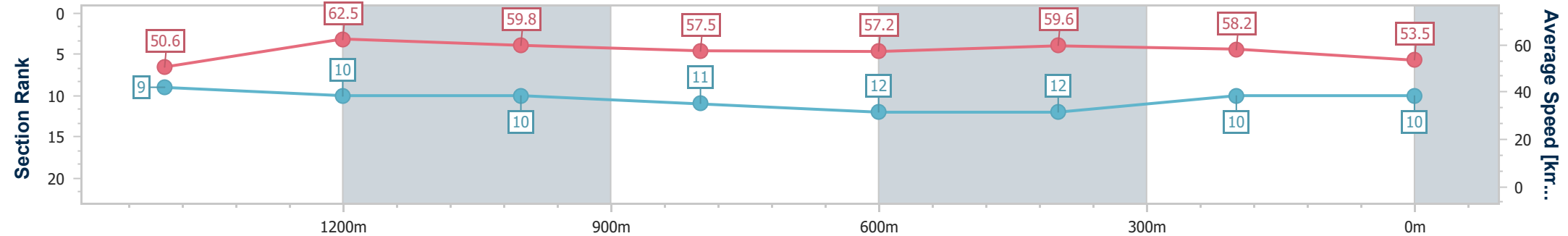
Ipswich QLD Professional
Race 5: THE PRINCE ALFRED HOTEL Maiden Handicap - 1666m



19 August 2024 - 15:10

Track Rating: Soft 7, Weather: Fine, Rail Position: True

Section	Overall	1400m	1200m	1000m	800m	600m	400m	200m					
Section Times	1:45.81 [10] (0:18.99)	1:26.82 [9] (0:11.64)	1:15.18 [10] (0:12.07)	1:03.11 [10] (0:12.56)	0:50.55 [11] (0:12.64)	0:37.91 [12] (0:12.13)	0:25.78 [12] (0:12.33)	0:13.45 [10] (0:13.45)					
Average Speed [km/h]	50.6	62.5	59.8	57.5	57.2	59.6	58.2	53.5					
Top Speed [km/h]	63.1	63.1	61.8	58.1	59.3	60.8	59.2	56.9					
Avg. Dist. to Rail [m]	10.3	1.9	1.1	1.3	1.1	1.0	0.7	2.5					
Avg. Stride Freq. [Hz]	2.1	2.3	2.2	2.2	2.2	2.2	2.2	2.1					
Avg. Stride Length [m]	6.7	7.7	7.6	7.4	7.4	7.5	7.4	7.1					



- [] Ranking at each section and finish
- .-.- No data available at this section
- NA No data available



Horse/Jockey Name	Ready Enable
Final Rank	11
Fastest Section Time (Section)	0:11.50 (1400m)
Top Speed [km/h] (Section)	63.9 (1400m)
Race State	Finished



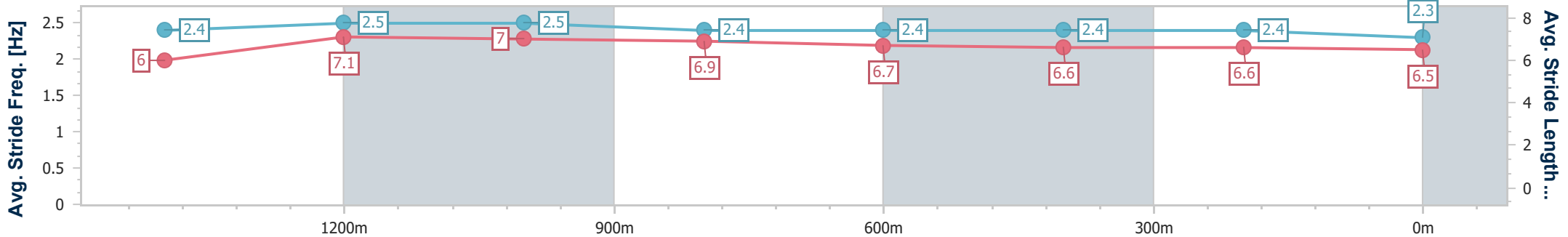
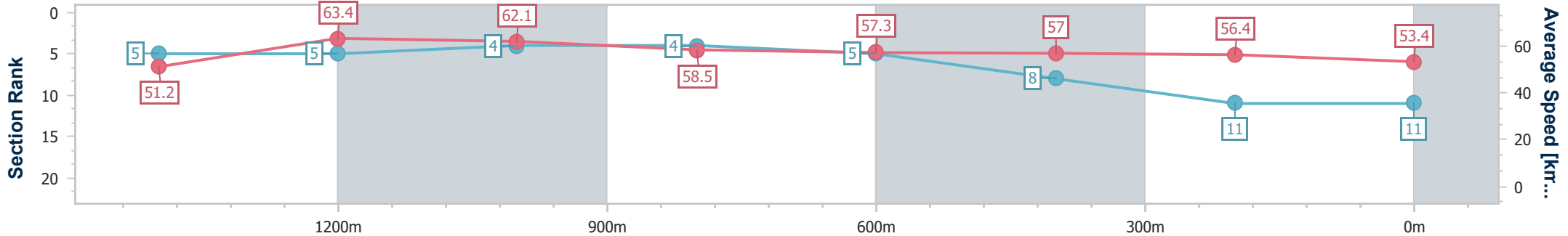
Ipswich QLD Professional
 Race 5: THE PRINCE ALFRED HOTEL Maiden Handicap - 1666m



19 August 2024 - 15:10

Track Rating: Soft 7, Weather: Fine, Rail Position: True

Section	Overall	1400m	1200m	1000m	800m	600m	400m	200m
Section Times	1:46.01 [11] (0:18.75)	1:27.26 [5] (0:11.50)	1:15.76 [5] (0:11.73)	1:04.03 [4] (0:12.39)	0:51.64 [4] (0:12.61)	0:39.03 [5] (0:12.71)	0:26.32 [8] (0:12.85)	0:13.47 [11] (0:13.47)
Average Speed [km/h]	51.2	63.4	62.1	58.5	57.3	57.0	56.4	53.4
Top Speed [km/h]	62.7	63.9	63.4	59.9	57.9	57.5	56.8	55.5
Avg. Dist. to Rail [m]	9.3	3.1	2.8	2.2	1.3	1.6	1.8	4.0
Avg. Stride Freq. [Hz]	2.4	2.5	2.5	2.4	2.4	2.4	2.4	2.3
Avg. Stride Length [m]	6.0	7.1	7.0	6.9	6.7	6.6	6.6	6.5



- [] Ranking at each section and finish
- .-.- No data available at this section
- NA No data available



Horse/Jockey Name	Selenophile
Final Rank	12
Fastest Section Time (Section)	0:11.71 (1400m)
Top Speed [km/h] (Section)	61.8 (1400m)
Race State	Finished



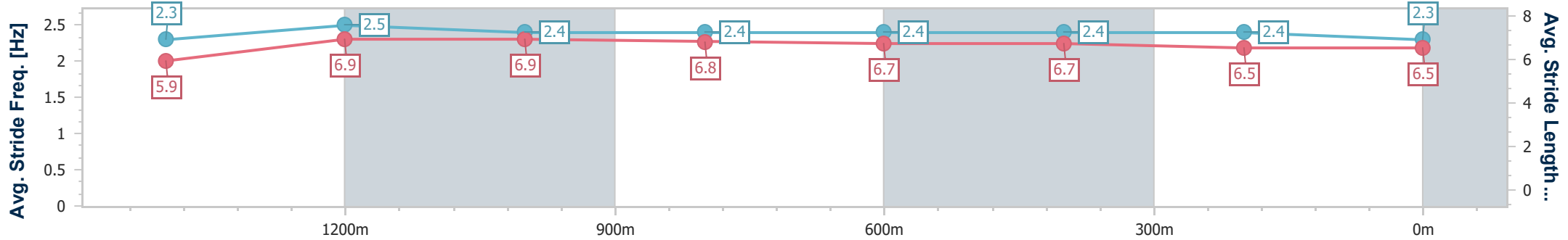
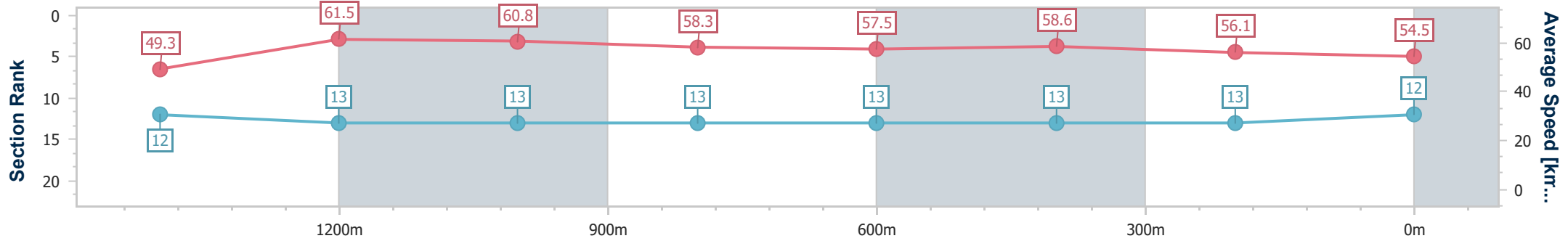
Ipswich QLD Professional
Race 5: THE PRINCE ALFRED HOTEL Maiden Handicap - 1666m



19 August 2024 - 15:10

Track Rating: Soft 7, Weather: Fine, Rail Position: True

Section	Overall	1400m	1200m	1000m	800m	600m	400m	200m
Section Times	1:46.29 [12] (0:19.58)	1:26.71 [12] (0:11.71)	1:15.00 [13] (0:11.88)	1:03.12 [13] (0:12.35)	0:50.77 [13] (0:12.48)	0:38.29 [13] (0:12.31)	0:25.98 [13] (0:12.77)	0:13.21 [13] (0:13.21)
Average Speed [km/h]	49.3	61.5	60.8	58.3	57.5	58.6	56.1	54.5
Top Speed [km/h]	61.3	61.8	61.7	59.2	58.5	59.4	57.6	55.5
Avg. Dist. to Rail [m]	5.6	0.2	0.4	0.4	0.2	0.4	0.6	0.8
Avg. Stride Freq. [Hz]	2.3	2.5	2.4	2.4	2.4	2.4	2.4	2.3
Avg. Stride Length [m]	5.9	6.9	6.9	6.8	6.7	6.7	6.5	6.5



- [] Ranking at each section and finish
- .-.- No data available at this section
- NA No data available



Horse/Jockey Name	Our Bling
Final Rank	13
Fastest Section Time (Section)	0:11.57 (1400m)
Top Speed [km/h] (Section)	63.9 (Overall)
Race State	Finished



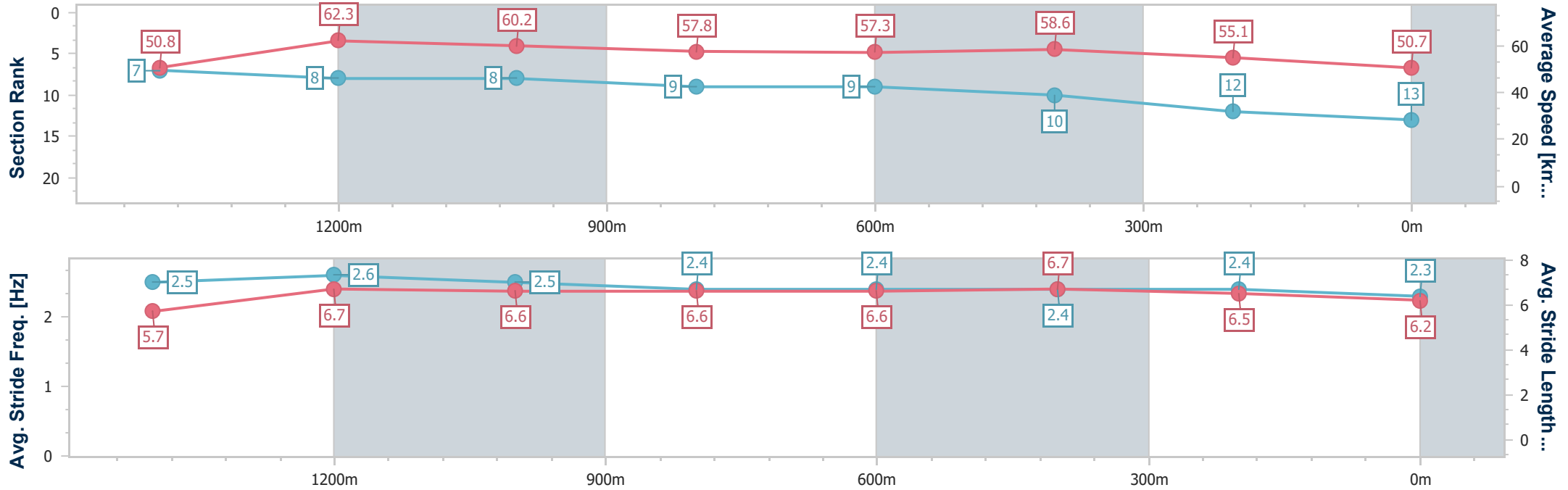
Ipswich QLD Professional
Race 5: THE PRINCE ALFRED HOTEL Maiden Handicap - 1666m



19 August 2024 - 15:10

Track Rating: Soft 7, Weather: Fine, Rail Position: True

Section	Overall	1400m	1200m	1000m	800m	600m	400m	200m					
Section Times	1:47.10 [13] (0:18.89)	1:28.21 [7] (0:11.57)	1:16.64 [8] (0:11.98)	1:04.66 [8] (0:12.49)	0:52.17 [9] (0:12.53)	0:39.64 [9] (0:12.34)	0:27.30 [10] (0:13.13)	0:14.17 [12] (0:14.17)					
Average Speed [km/h]	50.8	62.3	60.2	57.8	57.3	58.6	55.1	50.7					
Top Speed [km/h]	63.9	63.6	63.0	58.8	58.4	60.0	56.1	55.5					
Avg. Dist. to Rail [m]	4.9	0.9	0.2	0.3	0.2	0.7	1.2	2.1					
Avg. Stride Freq. [Hz]	2.5	2.6	2.5	2.4	2.4	2.4	2.4	2.3					
Avg. Stride Length [m]	5.7	6.7	6.6	6.6	6.6	6.7	6.5	6.2					



- [] Ranking at each section and finish
- .-.- No data available at this section
- NA No data available



Ipswich QLD Professional
Race 6: NCI GROUP AUSTRALIA ASSURE GLOBAL PLUS RATINGS
BAND 0 - 58 Handicap - 1666m
19 August 2024 - 15:45



Track Rating: Soft 7, Weather: Fine, Rail Position: True

Section														
Field Times	Overall	1400m	1200m	1000m	800m	600m	400m	Last 600m						
	1:42.59 (0:18.09)	1:24.50 (0:11.27)	1:13.23 (0:11.73)	1:01.50 (0:12.16)	0:49.34 (0:12.35)	0:36.99 (0:12.48)	0:24.51 (0:12.08)	0:36.99						
Rank	TAB	Horse/Jockey	Barrier	Top Speed [km/h]	Fastest Section	Overall	1400m	1200m	1000m	800m	600m	400m	Last 600m	Distance Travelled [m]
1	11	EASTOWN Bailey Wheeler	4	63.5 1400m	0:11.48 1400m	1:42.59 [1] (0:18.21)	1:24.38 [3] (0:11.48)	1:12.90 [4] (0:11.74)	1:01.16 [4] (0:12.20)	0:48.96 [4] (0:12.30)	0:36.66 [4] (0:12.37)	0:24.29 [4] (0:12.01)	0:36.66	
2	10	CHANCE WITH WOLVES Corey Sutherland	1	64.0 Overall	0:11.55 1400m	1:42.63 [2] (0:18.34)	1:24.29 [5] (0:11.55)	1:12.74 [6] (0:11.91)	1:00.83 [6] (0:12.12)	0:48.71 [6] (0:12.21)	0:36.50 [5] (0:12.27)	0:24.23 [6] (0:11.96)	0:36.50	+2
3	16	HELEN'S DREAM Adin Thompson	14	65.0 1400m	0:11.26 1400m	1:42.64 [3] (0:18.28)	1:24.36 [4] (0:11.26)	1:13.10 [3] (0:11.86)	1:01.24 [3] (0:12.19)	0:49.05 [3] (0:12.32)	0:36.73 [3] (0:12.22)	0:24.51 [2] (0:12.03)	0:36.73	+5
4	14	LASQUETI BOOM Taylor Marshall	21	63.2 Overall	0:11.55 1400m	1:42.85 [4] (0:18.94)	1:23.91 [9] (0:11.55)	1:12.36 [10] (0:11.95)	1:00.41 [10] (0:12.02)	0:48.39 [10] (0:12.09)	0:36.30 [9] (0:12.03)	0:24.27 [9] (0:12.03)	0:36.30	+6
5	8	MORDECAI Michael Murphy	12	65.3 Overall	0:11.33 1400m	1:42.95 [5] (0:18.99)	1:23.96 [10] (0:11.33)	1:12.63 [9] (0:11.76)	1:00.87 [8] (0:12.03)	0:48.84 [8] (0:12.20)	0:36.64 [7] (0:12.16)	0:24.48 [7] (0:12.12)	0:36.64	-4
6	21	PARISIAN LADY Tahlia Fenlon	15	63.3 1400m	0:11.53 1400m	1:43.06 [6] (0:18.78)	1:24.28 [8] (0:11.53)	1:12.75 [8] (0:11.91)	1:00.84 [9] (0:12.09)	0:48.75 [9] (0:12.26)	0:36.49 [10] (0:12.05)	0:24.44 [10] (0:12.16)	0:36.49	+6
7	9	ONOMATOPOEIA Zac Sprie	6	64.0 Overall	0:11.42 1400m	1:43.52 [7] (0:18.44)	1:25.08 [6] (0:11.42)	1:13.66 [5] (0:11.82)	1:01.84 [5] (0:12.16)	0:49.68 [5] (0:12.39)	0:37.29 [6] (0:12.31)	0:24.98 [8] (0:12.39)	0:37.29	+5
8	13	WHYTEEPEE Luke Tarrant	23	64.8 1400m	0:11.55 1400m	1:43.56 [8] (0:19.29)	1:24.27 [12] (0:11.55)	1:12.72 [11] (0:11.89)	1:00.83 [12] (0:12.08)	0:48.75 [12] (0:12.09)	0:36.66 [12] (0:11.91)	0:24.75 [11] (0:12.19)	0:36.66	+0
9	23	INDENTED HEAD Jake Bayliss	10	64.4 Overall	0:11.53 1400m	1:43.60 [9] (0:18.56)	1:25.04 [7] (0:11.53)	1:13.51 [7] (0:11.93)	1:01.58 [7] (0:12.07)	0:49.51 [7] (0:12.25)	0:37.26 [8] (0:11.92)	0:25.34 [3] (0:12.49)	0:37.26	+3
10	4	SOKUDO Sean Cormack	17	62.6 1200m	0:11.69 1400m	1:43.61 [10] (0:19.48)	1:24.13 [13] (0:11.69)	1:12.44 [13] (0:11.78)	1:00.66 [13] (0:12.00)	0:48.66 [13] (0:12.15)	0:36.51 [13] (0:11.94)	0:24.57 [13] (0:12.15)	0:36.51	+2

Scratched: Kasear (#17), Flying Rothe (#18), Sheer Reward (#19), Son Of Satono (#20), One Reason (#3), Cluster's Rein (#5), Bauhaus (#1), Do It For You (#2), My Whistleblower (#12), Star Chance (#22), Sma

[] Ranking at each section and finish
 -:-:- No data available at this section
 NA No data available
 SCN Saddle cloth number
 DNF Did not finish
 DNT Did not track



Ipswich QLD Professional
Race 6: NCI GROUP AUSTRALIA ASSURE GLOBAL PLUS RATINGS
BAND 0 - 58 Handicap - 1666m
19 August 2024 - 15:45



Track Rating: Soft 7, Weather: Fine, Rail Position: True

Section	Overall	1400m	1200m	1000m	800m	600m	400m	Last 600m
Field Times	1:42.59 (0:18.09)	1:24.50 (0:11.27)	1:13.23 (0:11.73)	1:01.50 (0:12.16)	0:49.34 (0:12.35)	0:36.99 (0:12.48)	0:24.51 (0:12.08)	0:36.99

Rank	TAB	Horse/Jockey	Barrier	Top Speed [km/h]	Fastest Section	Overall	1400m	1200m	1000m	800m	600m	400m	Last 600m	Distance Travelled [m]
11	6	MAJESTIC TEAKO	9	64.8	0:11.29	1:43.65 [11]	1:25.53 [2]	1:14.24 [2]	1:02.56 [1]	0:50.40 [1]	0:38.05 [1]	0:25.57 [1]	0:38.05	-3
		Rikki Jamieson		Overall	1400m	(0:18.12)	(0:11.29)	(0:11.68)	(0:12.16)	(0:12.35)	(0:12.48)	(0:12.41)		
12	24	CAMELOT STAR	24	63.9	0:11.58	1:43.86 [12]	1:24.58 [11]	1:13.00 [12]	1:01.23 [11]	0:49.20 [11]	0:37.00 [11]	0:24.95 [12]	0:37.00	+5
		Cejay Graham		1200m	1400m	(0:19.28)	(0:11.58)	(0:11.77)	(0:12.03)	(0:12.20)	(0:12.05)	(0:12.37)		
13	15	SHOWSUMGRIT	19	65.0	0:11.27	1:46.61 [13]	1:28.52 [1]	1:17.25 [1]	1:05.48 [2]	0:53.33 [2]	0:40.98 [2]	0:28.22 [5]	0:40.98	+4
		Samantha Collett		Overall	1400m	(0:18.09)	(0:11.27)	(0:11.77)	(0:12.15)	(0:12.35)	(0:12.76)	(0:13.51)		

Scratched: Kasear (#17), Flying Rothe (#18), Sheer Reward (#19), Son Of Satono (#20), One Reason (#3), Cluster's Rein (#5), Bauhaus (#1), Do It For You (#2), My Whistleblower (#12), Star Chance (#22), Sma

[] Ranking at each section and finish
 -:-:-:- No data available at this section
 NA No data available

SCN Saddle cloth number
 DNF Did not finish
 DNT Did not track



Ipswich QLD Professional
Race 6: NCI GROUP AUSTRALIA ASSURE GLOBAL PLUS RATINGS
BAND 0 - 58 Handicap - 1666m
19 August 2024 - 15:45



Track Rating: Soft 7, Weather: Fine, Rail Position: True

Section				200m				Last 600m	
Field Times				0:12.43 (0:12.43)				0:36.99	
Rank	TAB	Horse/Jockey	Barrier	Top Speed [km/h]	Fastest Section	Margin			Distance Travelled [m]
1	11	EASTOWN Bailey Wheeler	4	63.5 1400m	0:11.48 1400m	0:12.28 [2] (0:12.28)	1:42.59		0:36.66
2	10	CHANCE WITH WOLVES Corey Sutherland	1	64.0 Overall	0:11.55 1400m	0:12.27 [3] (0:12.27)	0.28L		0:36.50 +2
3	16	HELEN'S DREAM Adin Thompson	14	65.0 1400m	0:11.26 1400m	0:12.48 [1] (0:12.48)	0.32L		0:36.73 +5
4	14	LASQUETI BOOM Taylor Marshall	21	63.2 Overall	0:11.55 1400m	0:12.24 [6] (0:12.24)	1.55L		0:36.30 +6
5	8	MORDECAI Michael Murphy	12	65.3 Overall	0:11.33 1400m	0:12.36 [5] (0:12.36)	2.16L		0:36.64 -4
6	21	PARISIAN LADY Tahlia Fenlon	15	63.3 1400m	0:11.53 1400m	0:12.28 [8] (0:12.28)	2.78L		0:36.49 +6
7	9	ONOMATOPOEIA Zac Sprie	6	64.0 Overall	0:11.42 1400m	0:12.59 [9] (0:12.59)	5.48L		0:37.29 +5
8	13	WHYTEEPPEE Luke Tarrant	23	64.8 1400m	0:11.55 1400m	0:12.56 [10] (0:12.56)	5.73L		0:36.66 +0
9	23	INDENTED HEAD Jake Bayliss	10	64.4 Overall	0:11.53 1400m	0:12.85 [7] (0:12.85)	5.95L		0:37.26 +3
10	4	SOKUDO Sean Cormack	17	62.6 1200m	0:11.69 1400m	0:12.42 [11] (0:12.42)	6L		0:36.51 +2

Scratched: Kasear (#17), Flying Rothe (#18), Sheer Reward (#19), Son Of Satono (#20), One Reason (#3), Cluster's Rein (#5), Bauhaus (#1), Do It For You (#2), My Whistleblower (#12), Star Chance (#22), Sma

[] Ranking at each section and finish
 -:-:- No data available at this section
 NA No data available
 SCN Saddle cloth number
 DNF Did not finish
 DNT Did not track



Ipswich QLD Professional
Race 6: NCI GROUP AUSTRALIA ASSURE GLOBAL PLUS RATINGS
BAND 0 - 58 Handicap - 1666m
19 August 2024 - 15:45



Track Rating: Soft 7, Weather: Fine, Rail Position: True

Section				200m				Last 600m		
Field Times				0:12.43 (0:12.43)				0:36.99		
Rank	TAB	Horse/Jockey	Barrier	Top Speed [km/h]	Fastest Section	Margin			Distance Travelled [m]	
11	6	MAJESTIC TEAKO	9	64.8	0:11.29	0:13.16 [4]	6.26L		0:38.05	-3
		Rikki Jamieson		Overall	1400m	(0:13.16)				
12	24	CAMELOT STAR	24	63.9	0:11.58	0:12.58 [12]	7.49L		0:37.00	+5
		Cejay Graham		1200m	1400m	(0:12.58)				
13	15	SHOWSUMGRIT	19	65.0	0:11.27	0:14.71 [13]	23.66L		0:40.98	+4
		Samantha Collett		Overall	1400m	(0:14.71)				

Scratched: Kasear (#17), Flying Rothe (#18), Sheer Reward (#19), Son Of Satono (#20), One Reason (#3), Cluster's Rein (#5), Bauhaus (#1), Do It For You (#2), My Whistleblower (#12), Star Chance (#22), Sma

[] Ranking at each section and finish
 -:-:-:- No data available at this section
 NA No data available

SCN Saddle cloth number
 DNF Did not finish
 DNT Did not track



Horse/Jockey Name	Eastown
Final Rank	1
Fastest Section Time (Section)	0:11.48 (1400m)
Top Speed [km/h] (Section)	63.5 (1400m)
Race State	Finished



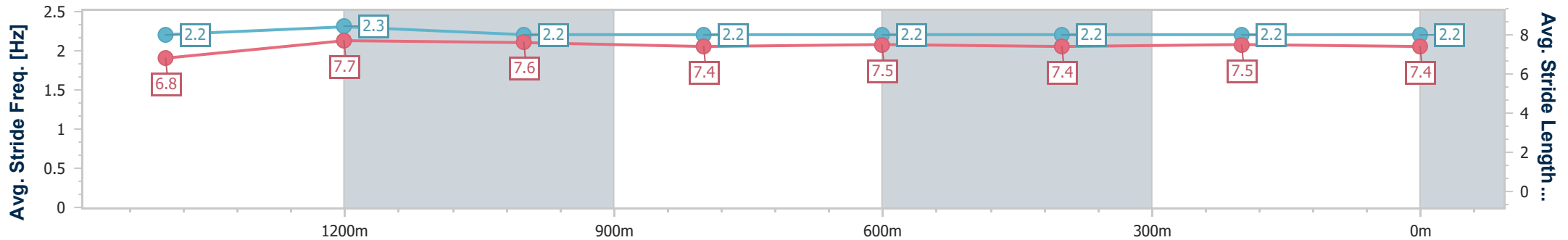
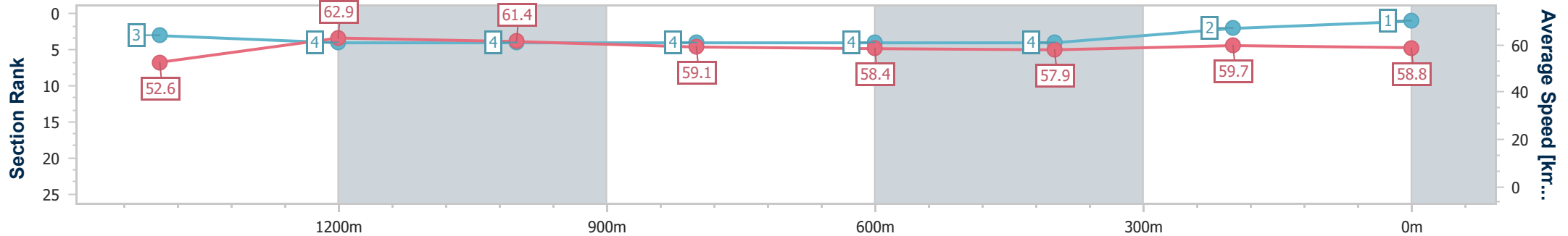
Ipswich QLD Professional
 Race 6: NCI GROUP AUSTRALIA ASSURE GLOBAL PLUS
 RATINGS BAND 0 - 58 Handicap - 1666m



19 August 2024 - 15:45

Track Rating: Soft 7, Weather: Fine, Rail Position: True

Section	Overall	1400m	1200m	1000m	800m	600m	400m	200m
Section Times	1:42.59 [1] (0:18.21)	1:24.38 [3] (0:11.48)	1:12.90 [4] (0:11.74)	1:01.16 [4] (0:12.20)	0:48.96 [4] (0:12.30)	0:36.66 [4] (0:12.37)	0:24.29 [4] (0:12.01)	0:12.28 [2] (0:12.28)
Average Speed [km/h]	52.6	62.9	61.4	59.1	58.4	57.9	59.7	58.8
Top Speed [km/h]	62.9	63.5	62.3	60.0	58.8	59.1	60.8	60.0
Avg. Dist. to Rail [m]	3.2	0.5	0.1	0.1	0.6	0.8	1.3	1.2
Avg. Stride Freq. [Hz]	2.2	2.3	2.2	2.2	2.2	2.2	2.2	2.2
Avg. Stride Length [m]	6.8	7.7	7.6	7.4	7.5	7.4	7.5	7.4



- [] Ranking at each section and finish
- .-.- No data available at this section
- NA No data available



Horse/Jockey Name	Chance With Wolves
Final Rank	2
Fastest Section Time (Section)	0:11.55 (1400m)
Top Speed [km/h] (Section)	64.0 (Overall)
Race State	Finished



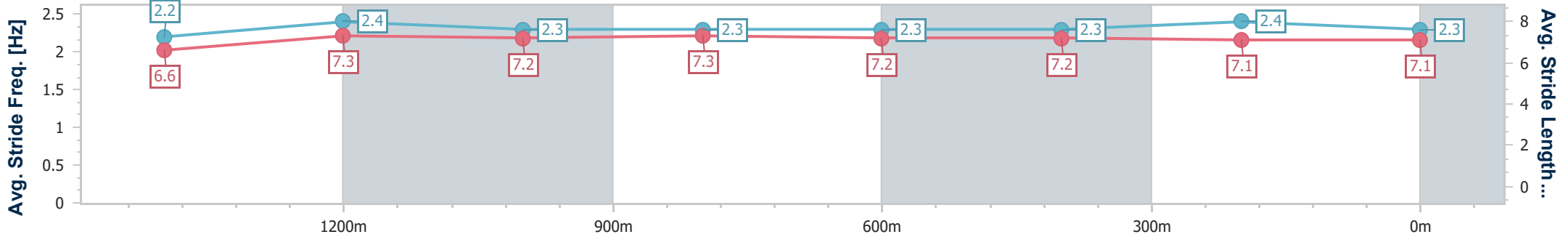
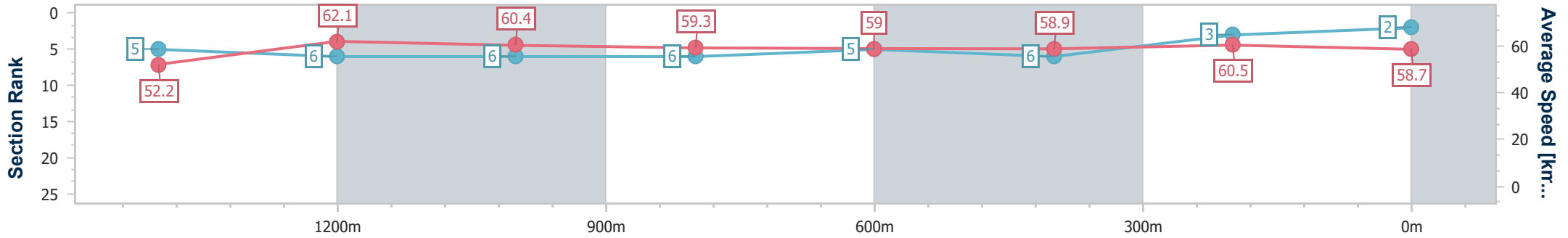
Ipswich QLD Professional
 Race 6: NCI GROUP AUSTRALIA ASSURE GLOBAL PLUS
 RATINGS BAND 0 - 58 Handicap - 1666m



19 August 2024 - 15:45

Track Rating: Soft 7, Weather: Fine, Rail Position: True

Section	Overall	1400m	1200m	1000m	800m	600m	400m	200m					
Section Times	1:42.63 [2] (0:18.34)	1:24.29 [5] (0:11.55)	1:12.74 [6] (0:11.91)	1:00.83 [6] (0:12.12)	0:48.71 [6] (0:12.21)	0:36.50 [5] (0:12.27)	0:24.23 [6] (0:11.96)	0:12.27 [3] (0:12.27)					
Average Speed [km/h]	52.2	62.1	60.4	59.3	59.0	58.9	60.5	58.7					
Top Speed [km/h]	64.0	63.4	62.4	61.2	59.8	60.6	61.6	61.4					
Avg. Dist. to Rail [m]	2.1	0.9	0.2	0.2	0.3	1.0	2.2	2.8					
Avg. Stride Freq. [Hz]	2.2	2.4	2.3	2.3	2.3	2.3	2.4	2.3					
Avg. Stride Length [m]	6.6	7.3	7.2	7.3	7.2	7.2	7.1	7.1					



- [] Ranking at each section and finish
- .-.- No data available at this section
- NA No data available



Horse/Jockey Name	Helen's Dream
Final Rank	3
Fastest Section Time (Section)	0:11.26 (1400m)
Top Speed [km/h] (Section)	65.0 (1400m)
Race State	Finished



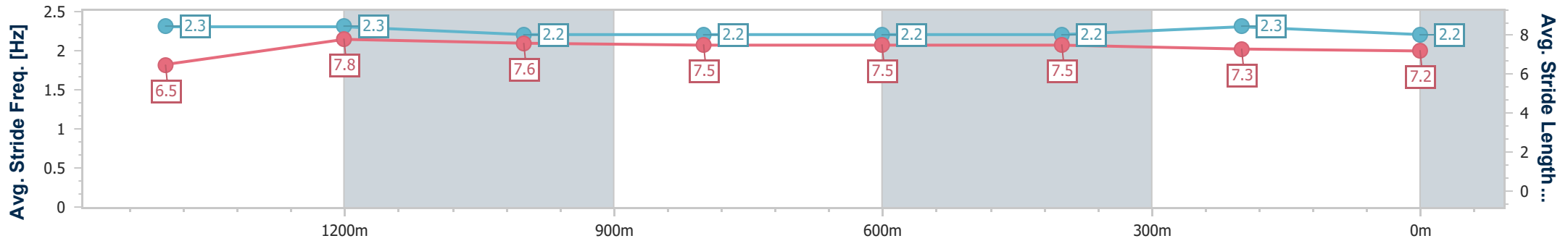
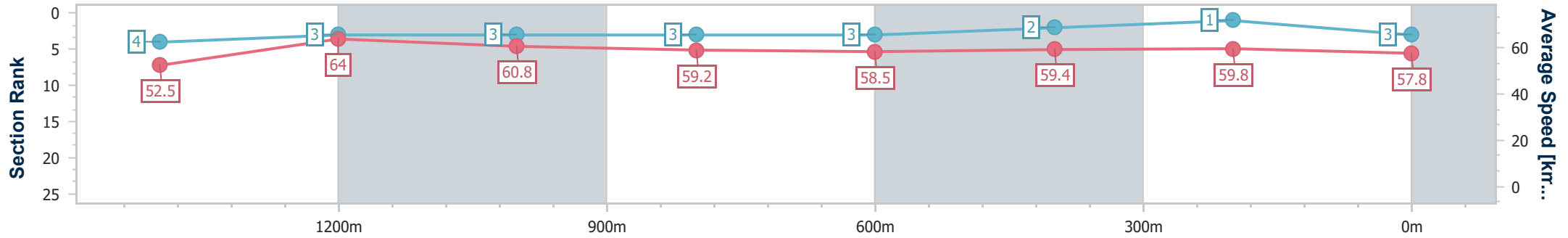
Ipswich QLD Professional
 Race 6: NCI GROUP AUSTRALIA ASSURE GLOBAL PLUS
 RATINGS BAND 0 - 58 Handicap - 1666m



19 August 2024 - 15:45

Track Rating: Soft 7, Weather: Fine, Rail Position: True

Section	Overall	1400m	1200m	1000m	800m	600m	400m	200m
Section Times	1:42.64 [3] (0:18.28)	1:24.36 [4] (0:11.26)	1:13.10 [3] (0:11.86)	1:01.24 [3] (0:12.19)	0:49.05 [3] (0:12.32)	0:36.73 [3] (0:12.22)	0:24.51 [2] (0:12.03)	0:12.48 [1] (0:12.48)
Average Speed [km/h]	52.5	64.0	60.8	59.2	58.5	59.4	59.8	57.8
Top Speed [km/h]	64.4	65.0	61.7	59.5	59.4	60.2	61.5	59.3
Avg. Dist. to Rail [m]	5.8	0.6	0.6	0.6	0.6	1.5	0.6	0.6
Avg. Stride Freq. [Hz]	2.3	2.3	2.2	2.2	2.2	2.2	2.3	2.2
Avg. Stride Length [m]	6.5	7.8	7.6	7.5	7.5	7.5	7.3	7.2



- [] Ranking at each section and finish
- .-.- No data available at this section
- NA No data available



Horse/Jockey Name	Lasqueti Boom
Final Rank	4
Fastest Section Time (Section)	0:11.55 (1400m)
Top Speed [km/h] (Section)	63.2 (Overall)
Race State	Finished



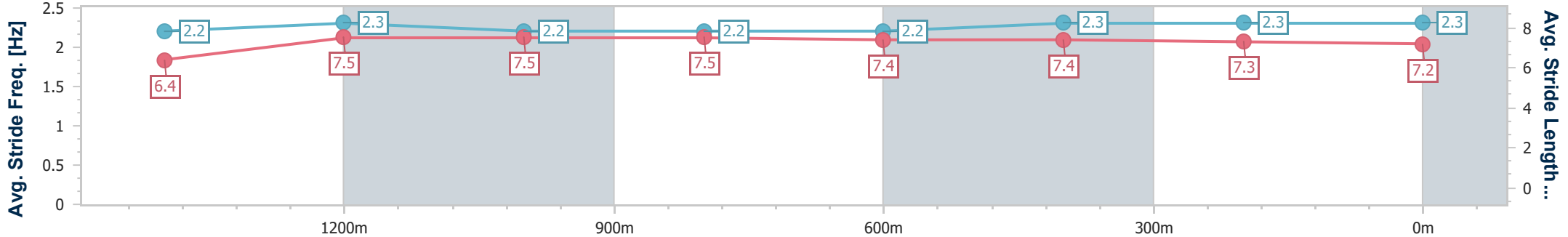
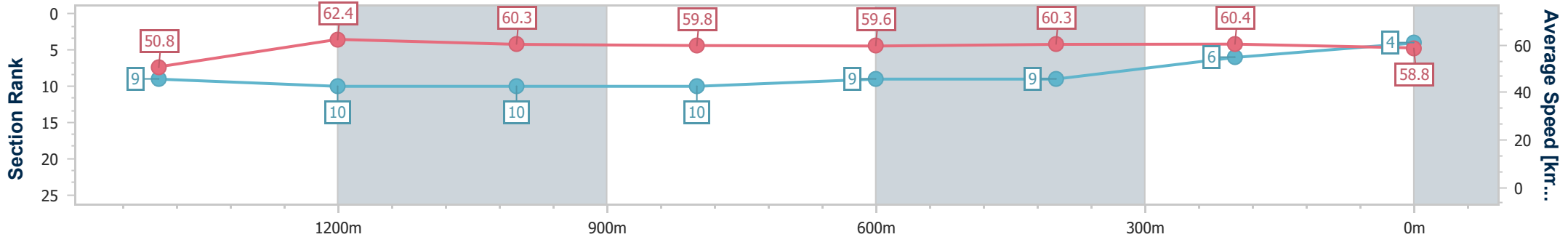
Ipswich QLD Professional
 Race 6: NCI GROUP AUSTRALIA ASSURE GLOBAL PLUS
 RATINGS BAND 0 - 58 Handicap - 1666m



19 August 2024 - 15:45

Track Rating: Soft 7, Weather: Fine, Rail Position: True

Section	Overall	1400m	1200m	1000m	800m	600m	400m	200m					
Section Times	1:42.85 [4] (0:18.94)	1:23.91 [9] (0:11.55)	1:12.36 [10] (0:11.95)	1:00.41 [10] (0:12.02)	0:48.39 [10] (0:12.09)	0:36.30 [9] (0:12.03)	0:24.27 [9] (0:12.03)	0:12.24 [6] (0:12.24)					
Average Speed [km/h]	50.8	62.4	60.3	59.8	59.6	60.3	60.4	58.8					
Top Speed [km/h]	63.2	63.0	61.9	61.0	60.5	61.0	61.1	60.5					
Avg. Dist. to Rail [m]	6.7	0.4	0.2	0.2	0.2	1.3	3.9	4.7					
Avg. Stride Freq. [Hz]	2.2	2.3	2.2	2.2	2.2	2.3	2.3	2.3					
Avg. Stride Length [m]	6.4	7.5	7.5	7.5	7.4	7.4	7.3	7.2					



- [] Ranking at each section and finish
- .-.- No data available at this section
- NA No data available



Horse/Jockey Name	Mordecai
Final Rank	5
Fastest Section Time (Section)	0:11.33 (1400m)
Top Speed [km/h] (Section)	65.3 (Overall)
Race State	Finished



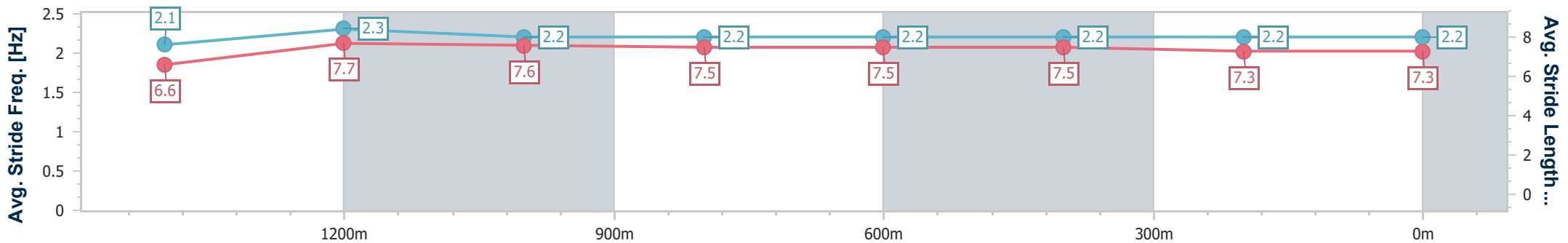
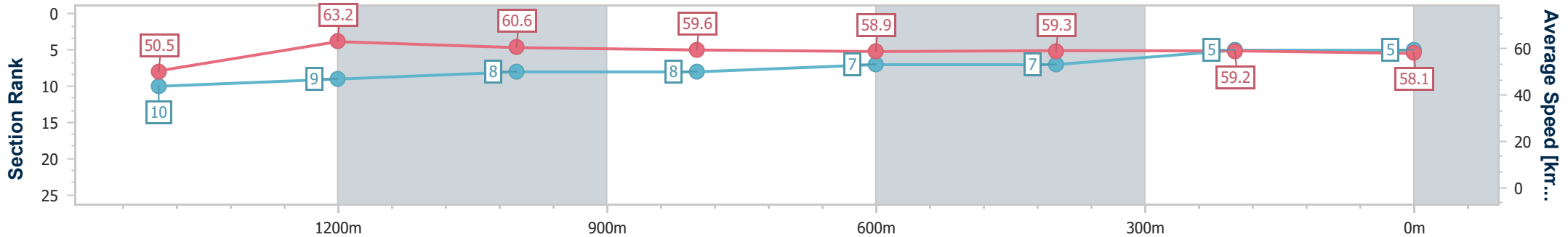
Ipswich QLD Professional
 Race 6: NCI GROUP AUSTRALIA ASSURE GLOBAL PLUS
 RATINGS BAND 0 - 58 Handicap - 1666m



19 August 2024 - 15:45

Track Rating: Soft 7, Weather: Fine, Rail Position: True

Section	Overall	1400m	1200m	1000m	800m	600m	400m	200m
Section Times	1:42.95 [5] (0:18.99)	1:23.96 [10] (0:11.33)	1:12.63 [9] (0:11.76)	1:00.87 [8] (0:12.03)	0:48.84 [8] (0:12.20)	0:36.64 [7] (0:12.16)	0:24.48 [7] (0:12.12)	0:12.36 [5] (0:12.36)
Average Speed [km/h]	50.5	63.2	60.6	59.6	58.9	59.3	59.2	58.1
Top Speed [km/h]	65.3	63.6	62.7	61.2	59.6	59.8	59.8	59.8
Avg. Dist. to Rail [m]	4.5	1.4	1.7	1.0	0.5	0.4	0.7	1.0
Avg. Stride Freq. [Hz]	2.1	2.3	2.2	2.2	2.2	2.2	2.2	2.2
Avg. Stride Length [m]	6.6	7.7	7.6	7.5	7.5	7.5	7.3	7.3



- [] Ranking at each section and finish
- .-.- No data available at this section
- NA No data available



Horse/Jockey Name	Parisian Lady
Final Rank	6
Fastest Section Time (Section)	0:11.53 (1400m)
Top Speed [km/h] (Section)	63.3 (1400m)
Race State	Finished



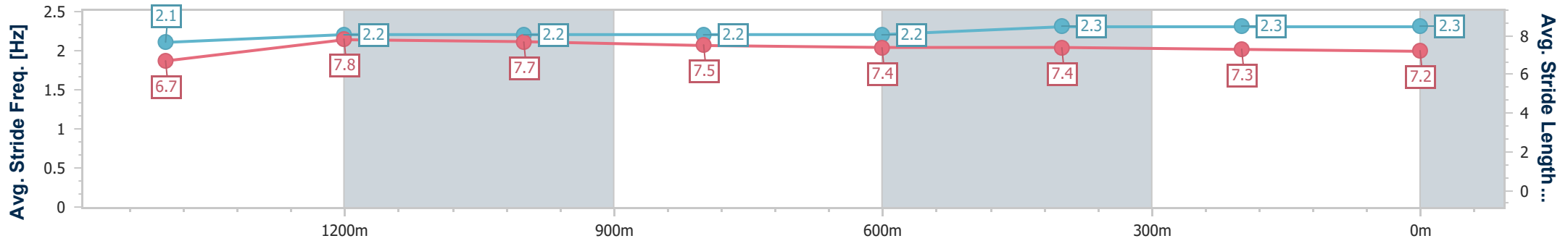
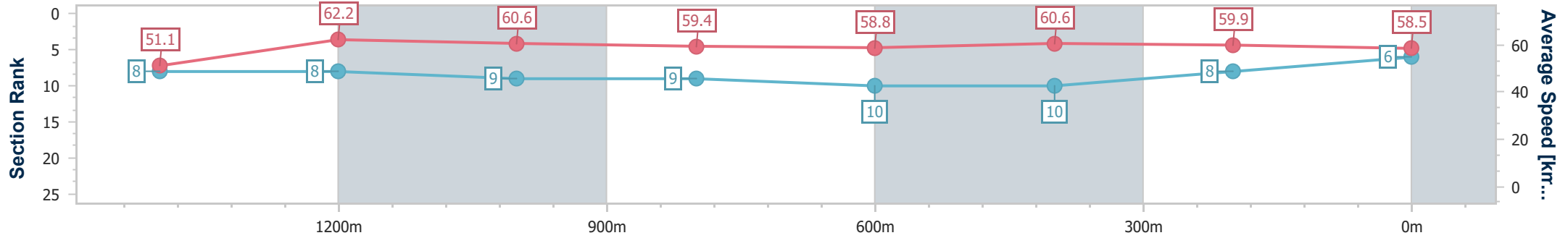
Ipswich QLD Professional
 Race 6: NCI GROUP AUSTRALIA ASSURE GLOBAL PLUS
 RATINGS BAND 0 - 58 Handicap - 1666m



19 August 2024 - 15:45

Track Rating: Soft 7, Weather: Fine, Rail Position: True

Section	Overall	1400m	1200m	1000m	800m	600m	400m	200m					
Section Times	1:43.06 [6] (0:18.78)	1:24.28 [8] (0:11.53)	1:12.75 [8] (0:11.91)	1:00.84 [9] (0:12.09)	0:48.75 [9] (0:12.26)	0:36.49 [10] (0:12.05)	0:24.44 [10] (0:12.16)	0:12.28 [8] (0:12.28)					
Average Speed [km/h]	51.1	62.2	60.6	59.4	58.8	60.6	59.9	58.5					
Top Speed [km/h]	62.9	63.3	62.2	60.9	60.4	61.2	60.4	60.4					
Avg. Dist. to Rail [m]	4.7	0.4	0.1	0.4	0.3	2.1	4.5	5.7					
Avg. Stride Freq. [Hz]	2.1	2.2	2.2	2.2	2.2	2.3	2.3	2.3					
Avg. Stride Length [m]	6.7	7.8	7.7	7.5	7.4	7.4	7.3	7.2					



- [] Ranking at each section and finish
- .-.- No data available at this section
- NA No data available



Horse/Jockey Name	Onomatopoeia
Final Rank	7
Fastest Section Time (Section)	0:11.42 (1400m)
Top Speed [km/h] (Section)	64.0 (Overall)
Race State	Finished



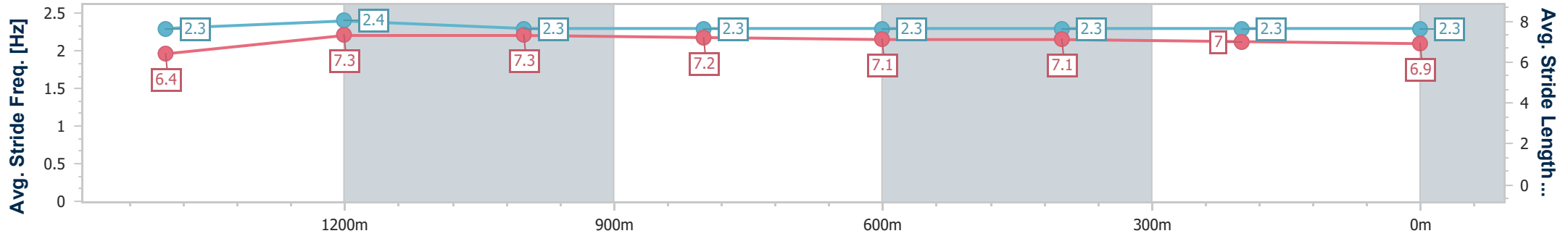
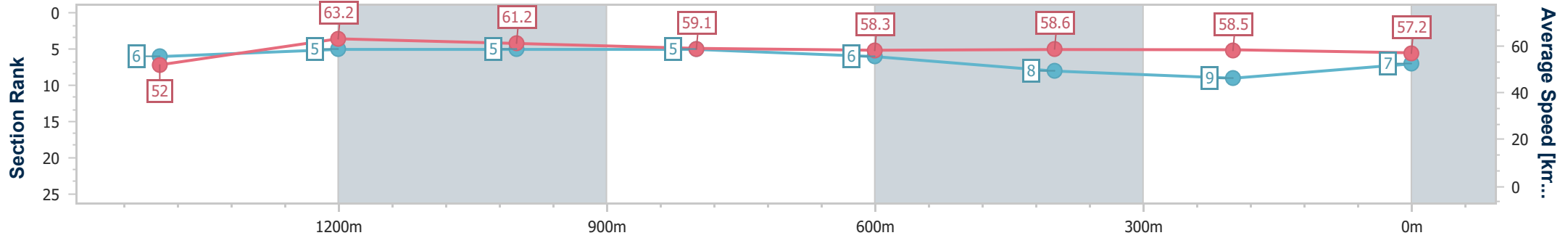
Ipswich QLD Professional
 Race 6: NCI GROUP AUSTRALIA ASSURE GLOBAL PLUS
 RATINGS BAND 0 - 58 Handicap - 1666m



19 August 2024 - 15:45

Track Rating: Soft 7, Weather: Fine, Rail Position: True

Section	Overall	1400m	1200m	1000m	800m	600m	400m	200m
Section Times	1:43.52 [7] (0:18.44)	1:25.08 [6] (0:11.42)	1:13.66 [5] (0:11.82)	1:01.84 [5] (0:12.16)	0:49.68 [5] (0:12.39)	0:37.29 [6] (0:12.31)	0:24.98 [8] (0:12.39)	0:12.59 [9] (0:12.59)
Average Speed [km/h]	52.0	63.2	61.2	59.1	58.3	58.6	58.5	57.2
Top Speed [km/h]	64.0	63.9	62.8	60.4	59.4	59.8	58.9	58.7
Avg. Dist. to Rail [m]	3.8	0.9	0.6	0.3	0.3	0.8	1.8	2.7
Avg. Stride Freq. [Hz]	2.3	2.4	2.3	2.3	2.3	2.3	2.3	2.3
Avg. Stride Length [m]	6.4	7.3	7.3	7.2	7.1	7.1	7.0	6.9



- [] Ranking at each section and finish
- .-.- No data available at this section
- NA No data available



Horse/Jockey Name	Whyteepee
Final Rank	8
Fastest Section Time (Section)	0:11.55 (1400m)
Top Speed [km/h] (Section)	64.8 (1400m)
Race State	Finished



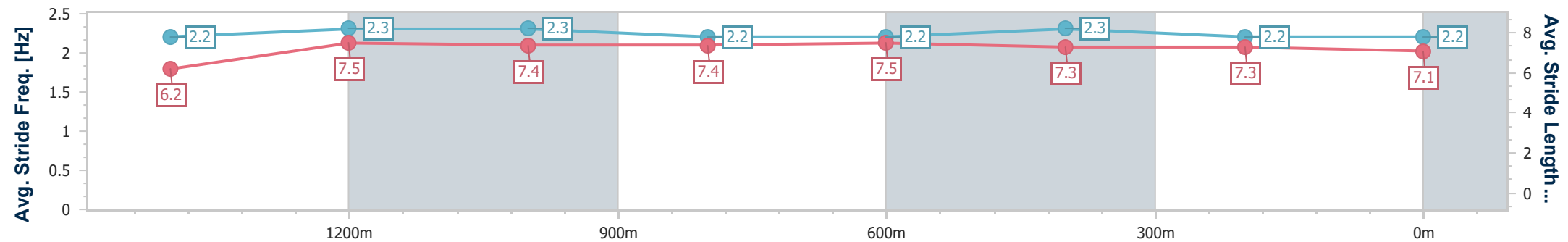
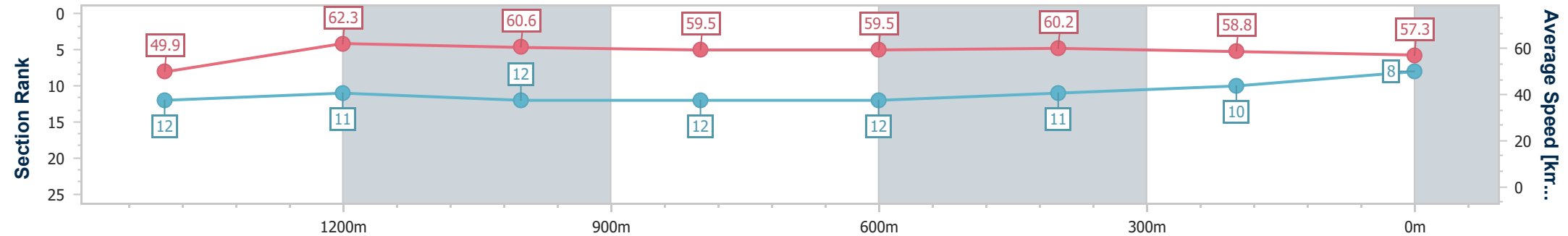
Ipswich QLD Professional
 Race 6: NCI GROUP AUSTRALIA ASSURE GLOBAL PLUS
 RATINGS BAND 0 - 58 Handicap - 1666m



19 August 2024 - 15:45

Track Rating: Soft 7, Weather: Fine, Rail Position: True

Section	Overall	1400m	1200m	1000m	800m	600m	400m	200m					
Section Times	1:43.56 [8] (0:19.29)	1:24.27 [12] (0:11.55)	1:12.72 [11] (0:11.89)	1:00.83 [12] (0:12.08)	0:48.75 [12] (0:12.09)	0:36.66 [12] (0:11.91)	0:24.75 [11] (0:12.19)	0:12.56 [10] (0:12.56)					
Average Speed [km/h]	49.9	62.3	60.6	59.5	59.5	60.2	58.8	57.3					
Top Speed [km/h]	64.6	64.8	62.5	60.5	60.4	60.6	59.8	59.0					
Avg. Dist. to Rail [m]	7.3	0.2	0.2	0.1	0.5	0.8	0.8	0.8					
Avg. Stride Freq. [Hz]	2.2	2.3	2.3	2.2	2.2	2.3	2.2	2.2					
Avg. Stride Length [m]	6.2	7.5	7.4	7.4	7.5	7.3	7.3	7.1					



- [] Ranking at each section and finish
- .-.- No data available at this section
- NA No data available



Horse/Jockey Name	Indented Head
Final Rank	9
Fastest Section Time (Section)	0:11.53 (1400m)
Top Speed [km/h] (Section)	64.4 (Overall)
Race State	Finished



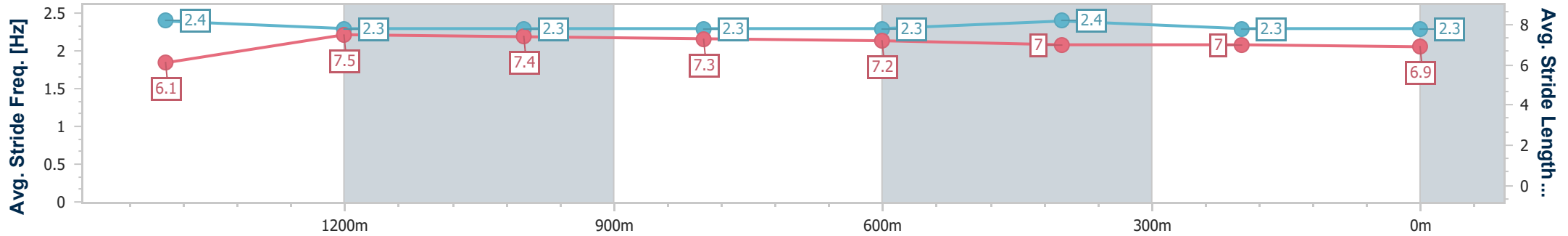
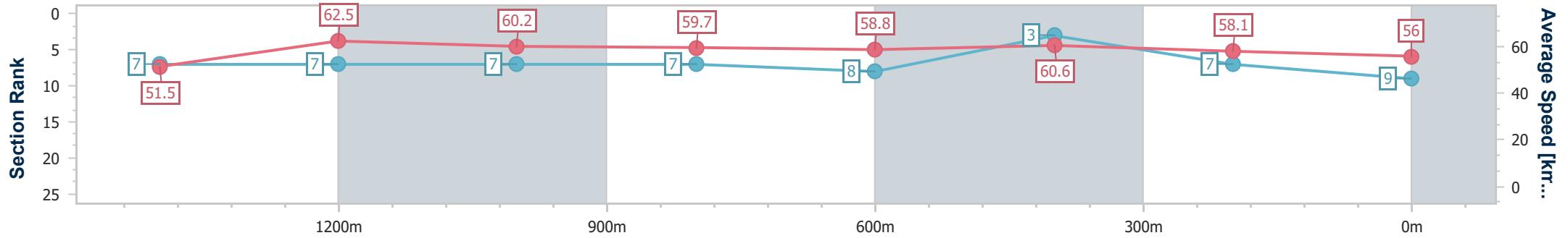
Ipswich QLD Professional
 Race 6: NCI GROUP AUSTRALIA ASSURE GLOBAL PLUS
 RATINGS BAND 0 - 58 Handicap - 1666m



19 August 2024 - 15:45

Track Rating: Soft 7, Weather: Fine, Rail Position: True

Section	Overall	1400m	1200m	1000m	800m	600m	400m	200m
Section Times	1:43.60 [9] (0:18.56)	1:25.04 [7] (0:11.53)	1:13.51 [7] (0:11.93)	1:01.58 [7] (0:12.07)	0:49.51 [7] (0:12.25)	0:37.26 [8] (0:11.92)	0:25.34 [3] (0:12.49)	0:12.85 [7] (0:12.85)
Average Speed [km/h]	51.5	62.5	60.2	59.7	58.8	60.6	58.1	56.0
Top Speed [km/h]	64.4	63.3	61.7	60.4	60.0	61.8	59.2	57.9
Avg. Dist. to Rail [m]	3.6	0.2	0.2	0.4	0.3	1.3	2.5	3.0
Avg. Stride Freq. [Hz]	2.4	2.3	2.3	2.3	2.3	2.4	2.3	2.3
Avg. Stride Length [m]	6.1	7.5	7.4	7.3	7.2	7.0	7.0	6.9



- [] Ranking at each section and finish
- .-.- No data available at this section
- NA No data available



Horse/Jockey Name	Sokudo
Final Rank	10
Fastest Section Time (Section)	0:11.69 (1400m)
Top Speed [km/h] (Section)	62.6 (1200m)
Race State	Finished



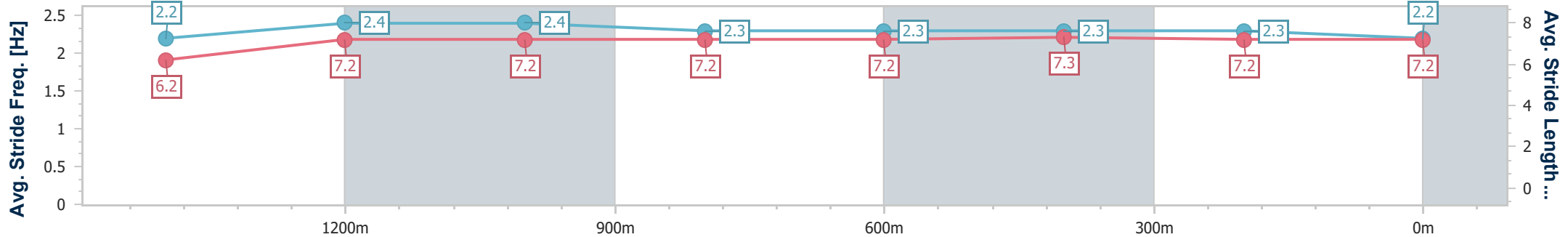
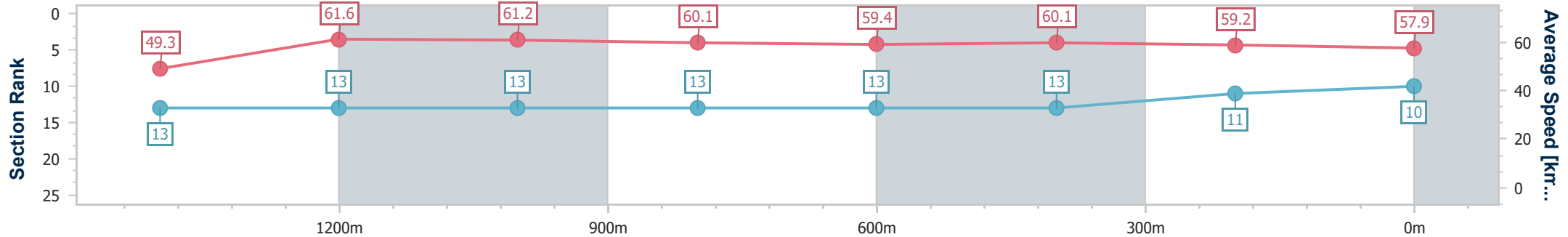
Ipswich QLD Professional
 Race 6: NCI GROUP AUSTRALIA ASSURE GLOBAL PLUS
 RATINGS BAND 0 - 58 Handicap - 1666m



19 August 2024 - 15:45

Track Rating: Soft 7, Weather: Fine, Rail Position: True

Section	Overall	1400m	1200m	1000m	800m	600m	400m	200m
Section Times	1:43.61 [10] (0:19.48)	1:24.13 [13] (0:11.69)	1:12.44 [13] (0:11.78)	1:00.66 [13] (0:12.00)	0:48.66 [13] (0:12.15)	0:36.51 [13] (0:11.94)	0:24.57 [13] (0:12.15)	0:12.42 [11] (0:12.42)
Average Speed [km/h]	49.3	61.6	61.2	60.1	59.4	60.1	59.2	57.9
Top Speed [km/h]	62.4	62.4	62.6	60.8	59.9	60.5	60.4	60.3
Avg. Dist. to Rail [m]	5.1	0.2	0.5	0.9	0.4	0.6	1.4	4.4
Avg. Stride Freq. [Hz]	2.2	2.4	2.4	2.3	2.3	2.3	2.3	2.2
Avg. Stride Length [m]	6.2	7.2	7.2	7.2	7.2	7.3	7.2	7.2



- [] Ranking at each section and finish
- .-.- No data available at this section
- NA No data available



Horse/Jockey Name	Majestic Teako
Final Rank	11
Fastest Section Time (Section)	0:11.29 (1400m)
Top Speed [km/h] (Section)	64.8 (Overall)
Race State	Finished



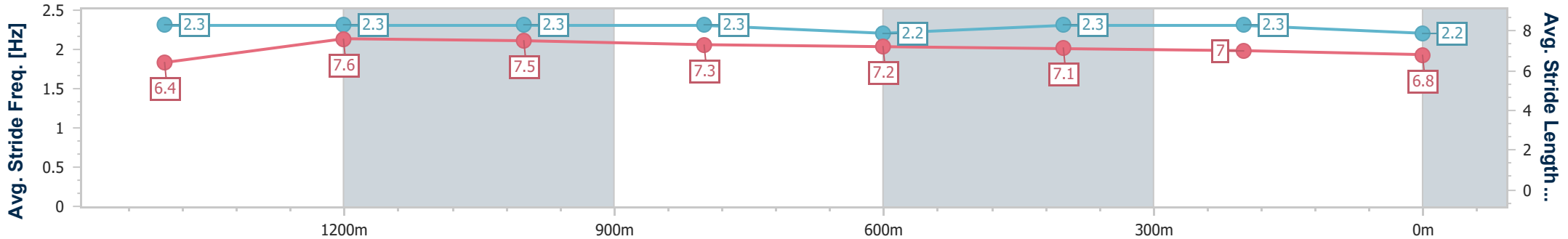
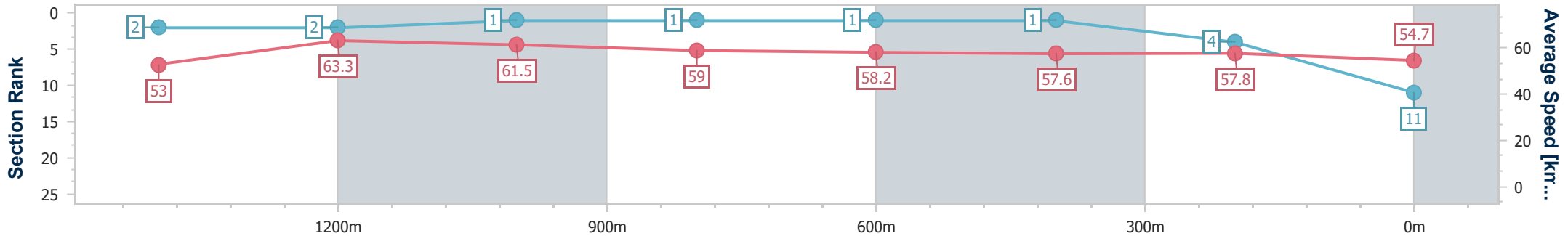
Ipswich QLD Professional
 Race 6: NCI GROUP AUSTRALIA ASSURE GLOBAL PLUS
 RATINGS BAND 0 - 58 Handicap - 1666m



19 August 2024 - 15:45

Track Rating: Soft 7, Weather: Fine, Rail Position: True

Section	Overall	1400m	1200m	1000m	800m	600m	400m	200m
Section Times	1:43.65 [11] (0:18.12)	1:25.53 [2] (0:11.29)	1:14.24 [2] (0:11.68)	1:02.56 [1] (0:12.16)	0:50.40 [1] (0:12.35)	0:38.05 [1] (0:12.48)	0:25.57 [1] (0:12.41)	0:13.16 [4] (0:13.16)
Average Speed [km/h]	53.0	63.3	61.5	59.0	58.2	57.6	57.8	54.7
Top Speed [km/h]	64.8	63.9	63.0	59.3	59.0	58.4	59.4	56.7
Avg. Dist. to Rail [m]	4.7	0.9	1.0	0.9	0.7	0.5	0.6	0.4
Avg. Stride Freq. [Hz]	2.3	2.3	2.3	2.3	2.2	2.3	2.3	2.2
Avg. Stride Length [m]	6.4	7.6	7.5	7.3	7.2	7.1	7.0	6.8



- [] Ranking at each section and finish
- .-.- No data available at this section
- NA No data available



Horse/Jockey Name	Camelot Star
Final Rank	12
Fastest Section Time (Section)	0:11.58 (1400m)
Top Speed [km/h] (Section)	63.9 (1200m)
Race State	Finished



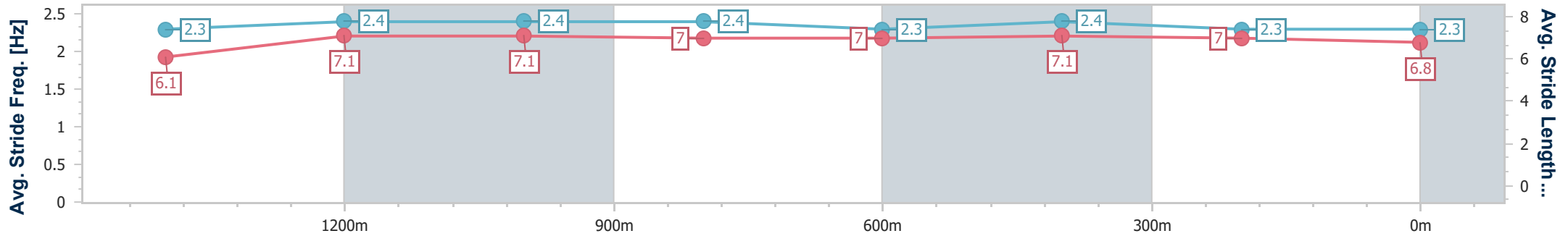
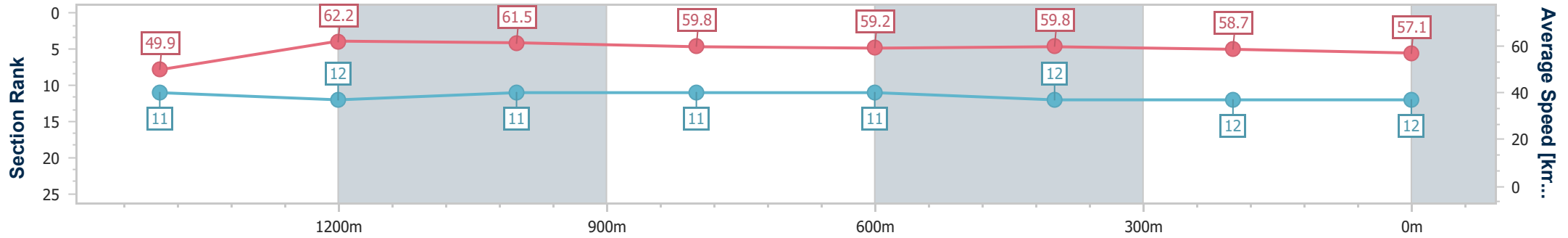
Ipswich QLD Professional
 Race 6: NCI GROUP AUSTRALIA ASSURE GLOBAL PLUS
 RATINGS BAND 0 - 58 Handicap - 1666m



19 August 2024 - 15:45

Track Rating: Soft 7, Weather: Fine, Rail Position: True

Section	Overall	1400m	1200m	1000m	800m	600m	400m	200m
Section Times	1:43.86 [12] (0:19.28)	1:24.58 [11] (0:11.58)	1:13.00 [12] (0:11.77)	1:01.23 [11] (0:12.03)	0:49.20 [11] (0:12.20)	0:37.00 [11] (0:12.05)	0:24.95 [12] (0:12.37)	0:12.58 [12] (0:12.58)
Average Speed [km/h]	49.9	62.2	61.5	59.8	59.2	59.8	58.7	57.1
Top Speed [km/h]	63.7	63.5	63.9	60.8	60.3	60.6	59.3	58.6
Avg. Dist. to Rail [m]	8.4	0.7	0.6	0.7	0.5	0.6	2.3	5.5
Avg. Stride Freq. [Hz]	2.3	2.4	2.4	2.4	2.3	2.4	2.3	2.3
Avg. Stride Length [m]	6.1	7.1	7.1	7.0	7.0	7.1	7.0	6.8



- [] Ranking at each section and finish
- .-.- No data available at this section
- NA No data available



Horse/Jockey Name	Showsumgrit
Final Rank	13
Fastest Section Time (Section)	0:11.27 (1400m)
Top Speed [km/h] (Section)	65.0 (Overall)
Race State	Finished



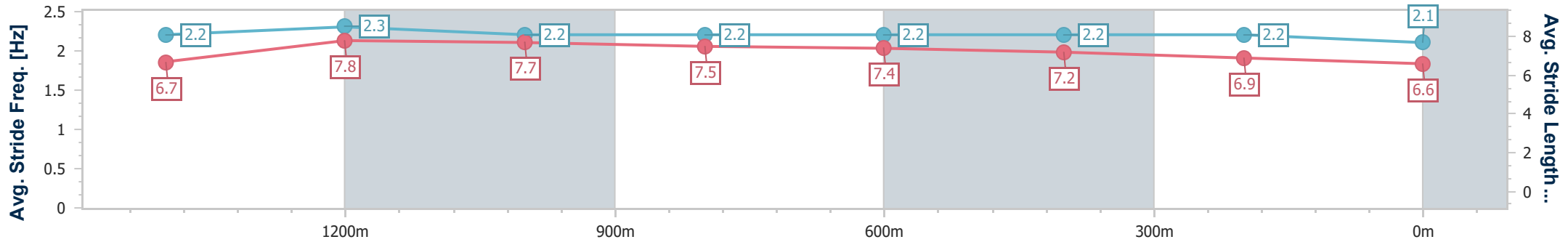
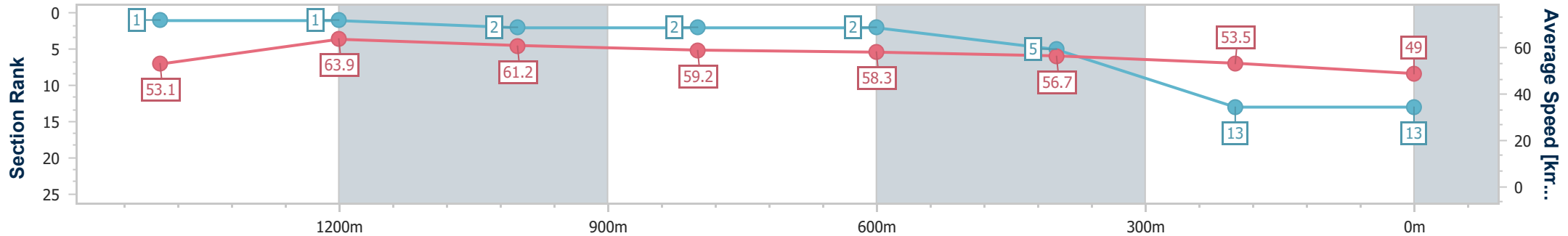
Ipswich QLD Professional
 Race 6: NCI GROUP AUSTRALIA ASSURE GLOBAL PLUS
 RATINGS BAND 0 - 58 Handicap - 1666m



19 August 2024 - 15:45

Track Rating: Soft 7, Weather: Fine, Rail Position: True

Section	Overall	1400m	1200m	1000m	800m	600m	400m	200m
Section Times	1:46.61 [13] (0:18.09)	1:28.52 [1] (0:11.27)	1:17.25 [1] (0:11.77)	1:05.48 [2] (0:12.15)	0:53.33 [2] (0:12.35)	0:40.98 [2] (0:12.76)	0:28.22 [5] (0:13.51)	0:14.71 [13] (0:14.71)
Average Speed [km/h]	53.1	63.9	61.2	59.2	58.3	56.7	53.5	49.0
Top Speed [km/h]	65.0	64.7	62.9	59.4	59.0	57.9	54.0	52.9
Avg. Dist. to Rail [m]	8.0	0.7	0.3	0.3	0.3	1.2	1.6	1.9
Avg. Stride Freq. [Hz]	2.2	2.3	2.2	2.2	2.2	2.2	2.2	2.1
Avg. Stride Length [m]	6.7	7.8	7.7	7.5	7.4	7.2	6.9	6.6



- [] Ranking at each section and finish
- .-.- No data available at this section
- NA No data available



Ipswich QLD Professional

Race 7: CRIME STOPPERS QUEENSLAND Class 1 Handicap - 1350m

19 August 2024 - 16:22



Track Rating: Soft 7, Weather: Fine, Rail Position: True

Section		Overall	1200m	1000m	800m	600m	400m	Last 600m				
Field Times		1:22.12 (0:11.61)	1:10.51 (0:11.80)	0:58.71 (0:11.61)	0:47.10 (0:11.74)	0:35.36 (0:11.62)	0:23.74 (0:11.47)	0:35.36				
Rank	TAB Horse/Jockey	Barrier	Top Speed [km/h]	Fastest Section	Distance Travelled [m]							
1	14 ISLE ORNSAY Tahlia Fenlon	8	63.8 400m	0:11.47 400m	1:22.12 [1] (0:11.61)	1:10.51 [1] (0:11.80)	0:58.71 [1] (0:11.61)	0:47.10 [1] (0:11.74)	0:35.36 [1] (0:11.62)	0:23.74 [1] (0:11.47)	0:35.36	
2	13 I SAW THE LIGHT Jake Bayliss	3	65.3 600m	0:11.38 400m	1:22.25 [2] (0:11.96)	1:10.29 [5] (0:11.79)	0:58.50 [5] (0:11.85)	0:46.65 [5] (0:11.82)	0:34.83 [5] (0:11.49)	0:23.34 [4] (0:11.38)	0:34.83	+3
3	12 GLOWLIGHT Andrew Mallyon	16	64.2 400m	0:11.31 400m	1:22.63 [3] (0:12.15)	1:10.48 [7] (0:12.09)	0:58.39 [9] (0:11.91)	0:46.48 [8] (0:11.72)	0:34.76 [8] (0:11.57)	0:23.19 [8] (0:11.31)	0:34.76	-1
4	6 FREEMAN Samantha Collett	1	62.8 600m	0:11.65 400m	1:22.70 [4] (0:11.82)	1:10.88 [3] (0:11.85)	0:59.03 [4] (0:11.80)	0:47.23 [4] (0:11.67)	0:35.56 [3] (0:11.78)	0:23.78 [5] (0:11.65)	0:35.56	-3
5	4 REGGAE FIRE James Orman	2	64.9 400m	0:11.55 600m	1:22.74 [5] (0:11.80)	1:10.94 [2] (0:11.71)	0:59.23 [2] (0:11.77)	0:47.46 [3] (0:11.92)	0:35.54 [4] (0:11.55)	0:23.99 [3] (0:11.56)	0:35.54	+4
6	16 TEESANDCEES APPLY Bailey Wheeler	12	63.9 400m	0:11.65 400m	1:22.79 [6] (0:12.19)	1:10.60 [8] (0:11.81)	0:58.79 [7] (0:11.97)	0:46.82 [7] (0:11.73)	0:35.09 [6] (0:11.69)	0:23.40 [7] (0:11.65)	0:35.09	+3
7	2 ROYAL RIFT Ryan Maloney	6	63.7 1200m	0:11.59 1000m	1:23.01 [7] (0:11.90)	1:11.11 [4] (0:11.63)	0:59.48 [3] (0:11.59)	0:47.89 [2] (0:11.83)	0:36.06 [2] (0:11.79)	0:24.27 [2] (0:11.93)	0:36.06	+2
8	1 LA SAPIENZA Emily Lang	10	63.8 600m	0:11.56 400m	1:23.06 [8] (0:12.10)	1:10.96 [6] (0:11.98)	0:58.98 [8] (0:12.11)	0:46.87 [9] (0:11.71)	0:35.16 [9] (0:11.69)	0:23.47 [9] (0:11.56)	0:35.16	+3
9	10 SIERRA DE GREDOS Adin Thompson	7	63.8 600m	0:11.55 600m	1:23.28 [9] (0:12.23)	1:11.05 [9] (0:11.77)	0:59.28 [6] (0:11.92)	0:47.36 [6] (0:11.79)	0:35.57 [7] (0:11.55)	0:24.02 [6] (0:11.70)	0:35.57	+1

Scratched: Katdeel (#7), Dash Dash Dash (#8), Hatasu (#9), West Cork (#11), Dustyiam (#17), La Pittrice (#5), Feathertop (#3), Sanbano (#15)

[] Ranking at each section and finish
 -:-:- No data available at this section
 NA No data available

SCN Saddle cloth number
 DNF Did not finish
 DNT Did not track



Ipswich QLD Professional
Race 7: CRIME STOPPERS QUEENSLAND Class 1 Handicap - 1350m
 19 August 2024 - 16:22



Track Rating: Soft 7, Weather: Fine, Rail Position: True

Section							200m			Last 600m
Field Times							0:12.27			0:35.36
							(0:12.27)			
Rank	TAB	Horse/Jockey	Barrier	Top Speed [km/h]	Fastest Section	Margin			Distance Travelled [m]	
1	14	ISLE ORNSAY Tahlia Fenlon	8	63.8 400m	0:11.47 400m	0:12.27 [1] (0:12.27)	1:22.12		0:35.36	
2	13	I SAW THE LIGHT Jake Bayliss	3	65.3 600m	0:11.38 400m	0:11.96 [2] (0:11.96)	0.74L		0:34.83 +3	
3	12	GLOWLIGHT Andrew Mallyon	16	64.2 400m	0:11.31 400m	0:11.88 [6] (0:11.88)	2.98L		0:34.76 -1	
4	6	FREEMAN Samantha Collett	1	62.8 600m	0:11.65 400m	0:12.13 [4] (0:12.13)	3.39L		0:35.56 -3	
5	4	REGGAE FIRE James Orman	2	64.9 400m	0:11.55 600m	0:12.43 [3] (0:12.43)	3.66L		0:35.54 +4	
6	16	TEESANDCEES APPLY Bailey Wheeler	12	63.9 400m	0:11.65 400m	0:11.75 [8] (0:11.75)	3.91L		0:35.09 +3	
7	2	ROYAL RIFT Ryan Maloney	6	63.7 1200m	0:11.59 1000m	0:12.34 [5] (0:12.34)	5.24L		0:36.06 +2	
8	1	LA SAPIENZA Emily Lang	10	63.8 600m	0:11.56 400m	0:11.91 [9] (0:11.91)	5.5L		0:35.16 +3	
9	10	SIERRA DE GREDOS Adin Thompson	7	63.8 600m	0:11.55 600m	0:12.32 [7] (0:12.32)	6.79L		0:35.57 +1	

Scratched: Katdeel (#7), Dash Dash Dash (#8), Hatasu (#9), West Cork (#11), Dustyiam (#17), La Pittrice (#5), Feathertop (#3), Sanbano (#15)

[] Ranking at each section and finish
 -:-:- No data available at this section
 NA No data available

SCN Saddle cloth number
 DNF Did not finish
 DNT Did not track



Horse/Jockey Name	Isle Ornsay
Final Rank	1
Fastest Section Time (Section)	0:11.47 (400m)
Top Speed [km/h] (Section)	63.8 (400m)
Race State	Finished



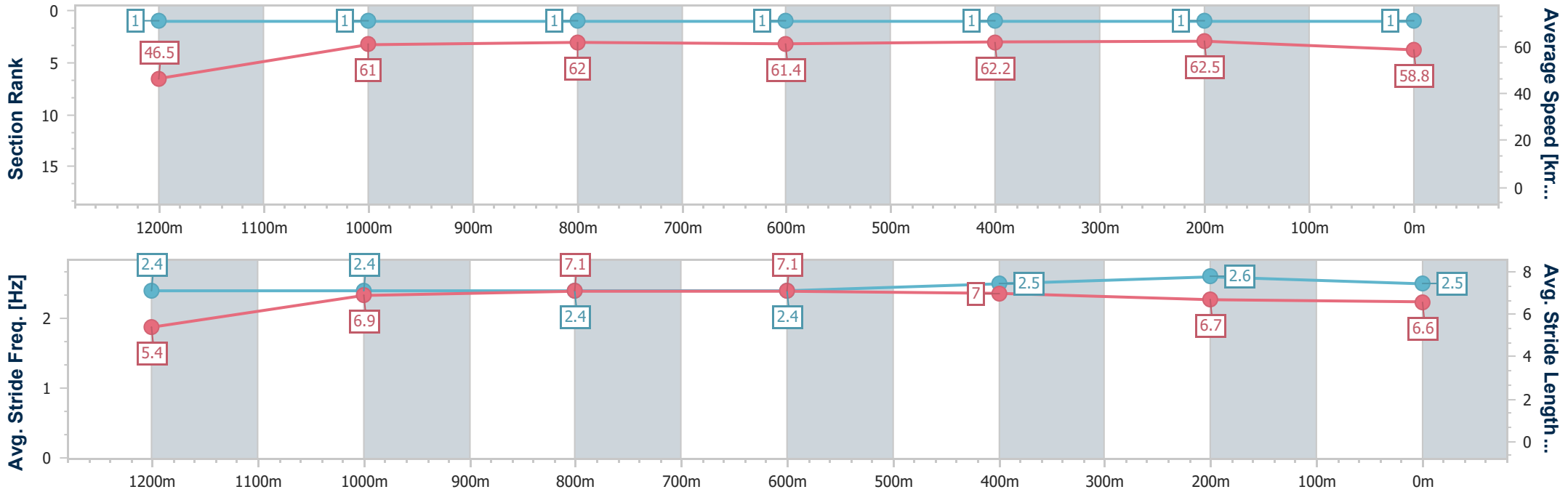
Ipswich QLD Professional
Race 7: CRIME STOPPERS QUEENSLAND Class 1 Handicap - 1350m



19 August 2024 - 16:22

Track Rating: Soft 7, Weather: Fine, Rail Position: True

Section	Overall	1200m	1000m	800m	600m	400m	200m
Section Times	1:22.12 [1] (0:11.61)	1:10.51 [1] (0:11.80)	0:58.71 [1] (0:11.61)	0:47.10 [1] (0:11.74)	0:35.36 [1] (0:11.62)	0:23.74 [1] (0:11.47)	0:12.27 [1] (0:12.27)
Average Speed [km/h]	46.5	61.0	62.0	61.4	62.2	62.5	58.8
Top Speed [km/h]	62.7	62.6	62.6	62.3	63.8	63.8	61.5
Avg. Dist. to Rail [m]	4.3	0.4	0.7	0.4	0.6	0.4	0.4
Avg. Stride Freq. [Hz]	2.4	2.4	2.4	2.4	2.5	2.6	2.5
Avg. Stride Length [m]	5.4	6.9	7.1	7.1	7.0	6.7	6.6



- [] Ranking at each section and finish
- .-.- No data available at this section
- NA No data available



Horse/Jockey Name	I Saw The Light
Final Rank	2
Fastest Section Time (Section)	0:11.38 (400m)
Top Speed [km/h] (Section)	65.3 (600m)
Race State	Finished



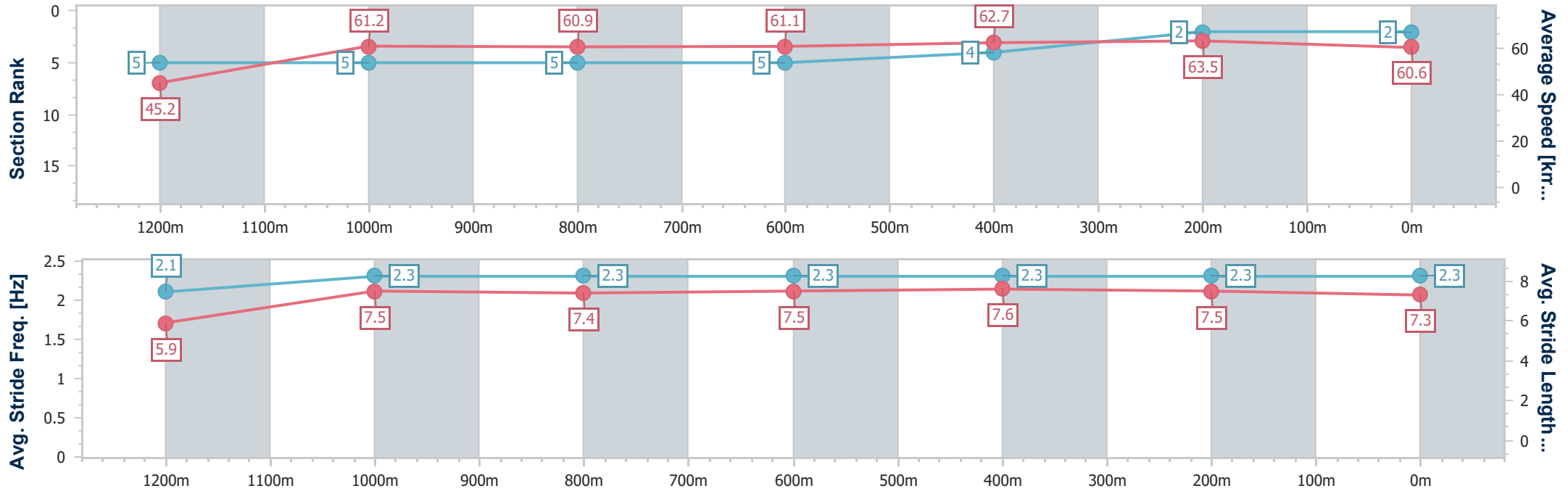
Ipswich QLD Professional
Race 7: CRIME STOPPERS QUEENSLAND Class 1 Handicap - 1350m



19 August 2024 - 16:22

Track Rating: Soft 7, Weather: Fine, Rail Position: True

Section	Overall	1200m	1000m	800m	600m	400m	200m
Section Times	1:22.25 [2] (0:11.96)	1:10.29 [5] (0:11.79)	0:58.50 [5] (0:11.85)	0:46.65 [5] (0:11.82)	0:34.83 [5] (0:11.49)	0:23.34 [4] (0:11.38)	0:11.96 [2] (0:11.96)
Average Speed [km/h]	45.2	61.2	60.9	61.1	62.7	63.5	60.6
Top Speed [km/h]	60.4	62.4	61.6	61.7	65.3	64.5	62.3
Avg. Dist. to Rail [m]	3.3	1.9	1.1	0.2	0.3	1.9	2.2
Avg. Stride Freq. [Hz]	2.1	2.3	2.3	2.3	2.3	2.3	2.3
Avg. Stride Length [m]	5.9	7.5	7.4	7.5	7.6	7.5	7.3



- [] Ranking at each section and finish
- .-.- No data available at this section
- NA No data available



Horse/Jockey Name	Glowlight
Final Rank	3
Fastest Section Time (Section)	0:11.31 (400m)
Top Speed [km/h] (Section)	64.2 (400m)
Race State	Finished



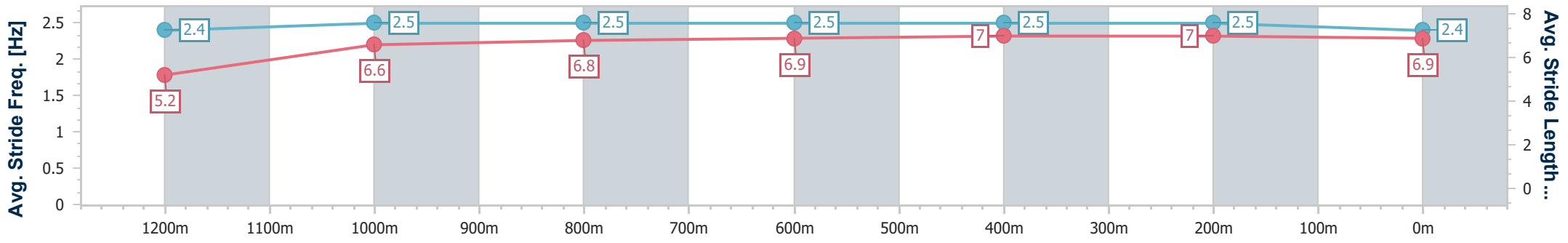
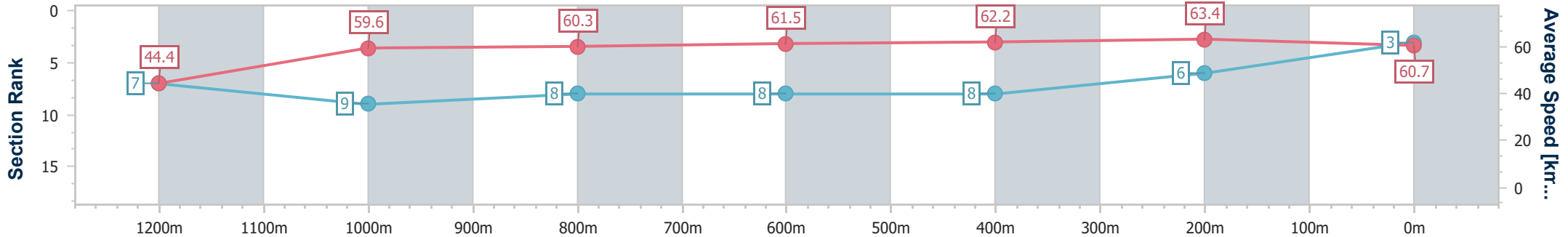
Ipswich QLD Professional
Race 7: CRIME STOPPERS QUEENSLAND Class 1 Handicap - 1350m



19 August 2024 - 16:22

Track Rating: Soft 7, Weather: Fine, Rail Position: True

Section	Overall	1200m	1000m	800m	600m	400m	200m
Section Times	1:22.63 [3] (0:12.15)	1:10.48 [7] (0:12.09)	0:58.39 [9] (0:11.91)	0:46.48 [8] (0:11.72)	0:34.76 [8] (0:11.57)	0:23.19 [8] (0:11.31)	0:11.88 [6] (0:11.88)
Average Speed [km/h]	44.4	59.6	60.3	61.5	62.2	63.4	60.7
Top Speed [km/h]	59.4	62.4	61.1	62.2	63.7	64.2	62.3
Avg. Dist. to Rail [m]	7.1	2.3	0.5	0.4	0.6	1.2	3.5
Avg. Stride Freq. [Hz]	2.4	2.5	2.5	2.5	2.5	2.5	2.4
Avg. Stride Length [m]	5.2	6.6	6.8	6.9	7.0	7.0	6.9



- [] Ranking at each section and finish
- .-.- No data available at this section
- NA No data available



Horse/Jockey Name	Freeman
Final Rank	4
Fastest Section Time (Section)	0:11.65 (400m)
Top Speed [km/h] (Section)	62.8 (600m)
Race State	Finished



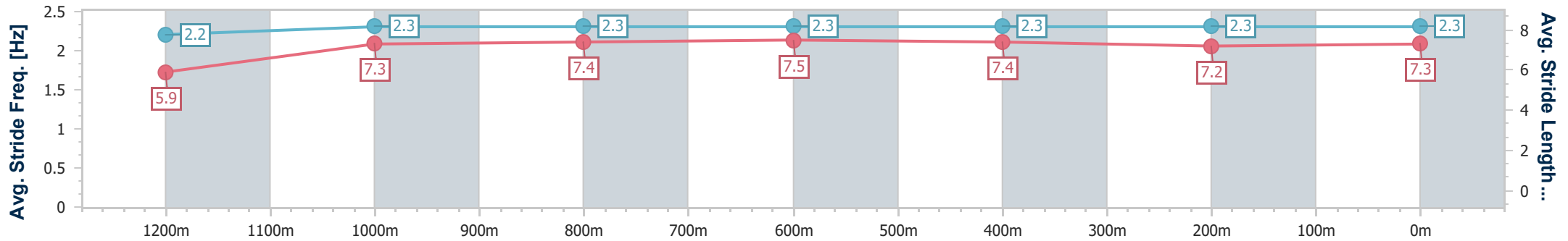
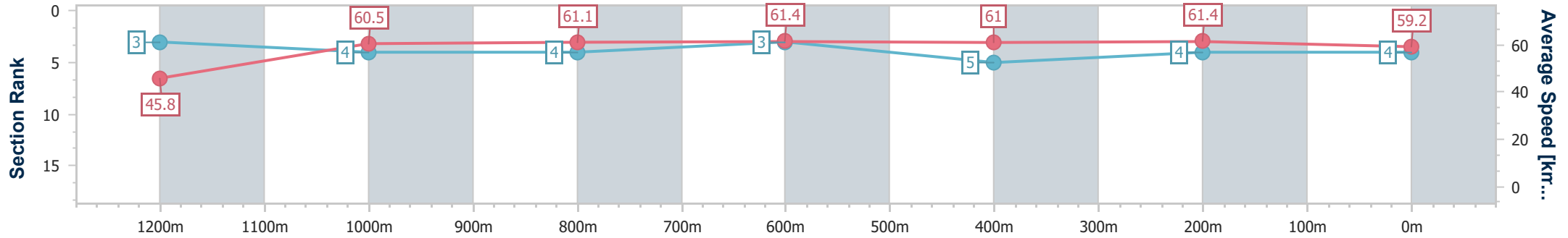
Ipswich QLD Professional
Race 7: CRIME STOPPERS QUEENSLAND Class 1 Handicap - 1350m



19 August 2024 - 16:22

Track Rating: Soft 7, Weather: Fine, Rail Position: True

Section	Overall	1200m	1000m	800m	600m	400m	200m
Section Times	1:22.70 [4] (0:11.82)	1:10.88 [3] (0:11.85)	0:59.03 [4] (0:11.80)	0:47.23 [4] (0:11.67)	0:35.56 [3] (0:11.78)	0:23.78 [5] (0:11.65)	0:12.13 [4] (0:12.13)
Average Speed [km/h]	45.8	60.5	61.1	61.4	61.0	61.4	59.2
Top Speed [km/h]	60.9	61.6	61.6	62.6	62.8	62.3	61.4
Avg. Dist. to Rail [m]	0.6	0.4	0.5	0.9	1.1	1.0	0.4
Avg. Stride Freq. [Hz]	2.2	2.3	2.3	2.3	2.3	2.3	2.3
Avg. Stride Length [m]	5.9	7.3	7.4	7.5	7.4	7.2	7.3



- [] Ranking at each section and finish
- .-.- No data available at this section
- NA No data available



Horse/Jockey Name	Reggae Fire
Final Rank	5
Fastest Section Time (Section)	0:11.55 (600m)
Top Speed [km/h] (Section)	64.9 (400m)
Race State	Finished



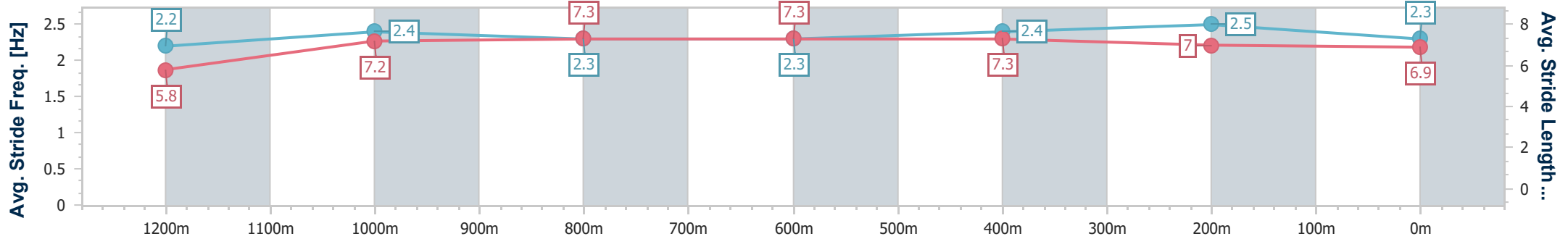
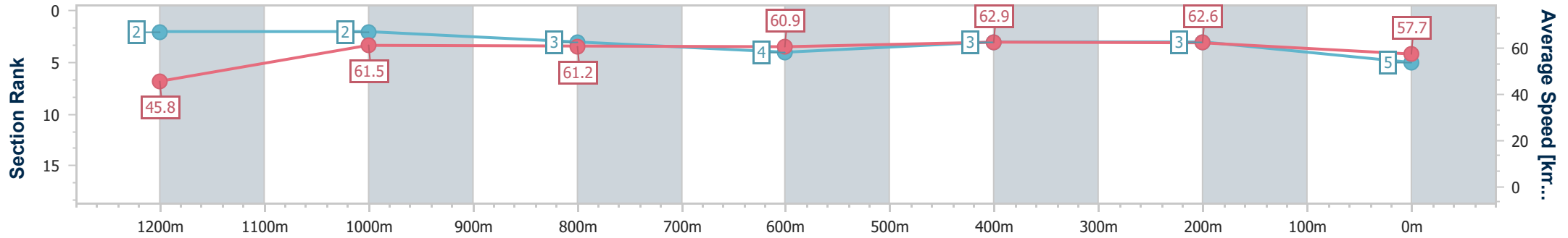
Ipswich QLD Professional
Race 7: CRIME STOPPERS QUEENSLAND Class 1 Handicap - 1350m



19 August 2024 - 16:22

Track Rating: Soft 7, Weather: Fine, Rail Position: True

Section	Overall	1200m	1000m	800m	600m	400m	200m
Section Times	1:22.74 [5] (0:11.80)	1:10.94 [2] (0:11.71)	0:59.23 [2] (0:11.77)	0:47.46 [3] (0:11.92)	0:35.54 [4] (0:11.55)	0:23.99 [3] (0:11.56)	0:12.43 [3] (0:12.43)
Average Speed [km/h]	45.8	61.5	61.2	60.9	62.9	62.6	57.7
Top Speed [km/h]	61.2	62.1	62.1	62.5	64.5	64.9	60.9
Avg. Dist. to Rail [m]	2.2	1.3	0.7	1.2	1.8	1.9	1.3
Avg. Stride Freq. [Hz]	2.2	2.4	2.3	2.3	2.4	2.5	2.3
Avg. Stride Length [m]	5.8	7.2	7.3	7.3	7.3	7.0	6.9



- [] Ranking at each section and finish
- .-.- No data available at this section
- NA No data available



Horse/Jockey Name	Teesandcees Apply
Final Rank	6
Fastest Section Time (Section)	0:11.65 (400m)
Top Speed [km/h] (Section)	63.9 (400m)
Race State	Finished



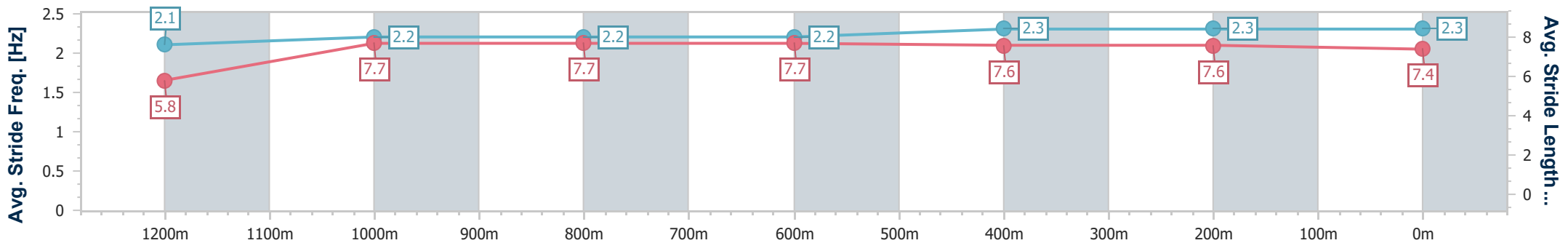
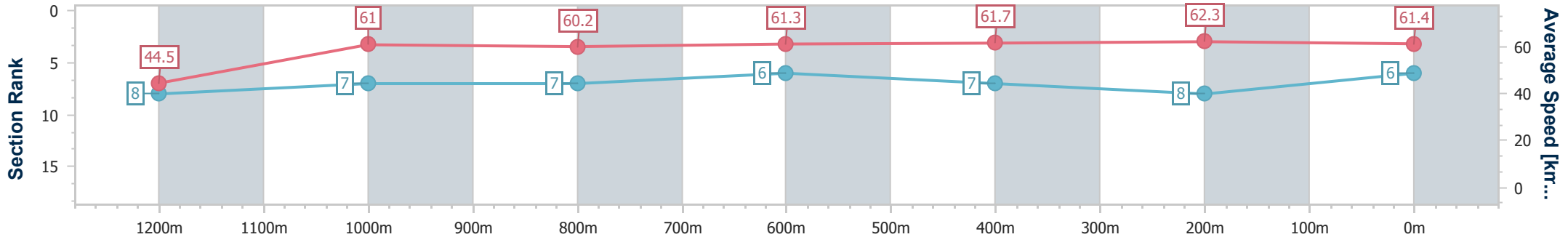
Ipswich QLD Professional
Race 7: CRIME STOPPERS QUEENSLAND Class 1 Handicap - 1350m



19 August 2024 - 16:22

Track Rating: Soft 7, Weather: Fine, Rail Position: True

Section	Overall	1200m	1000m	800m	600m	400m	200m
Section Times	1:22.79 [6] (0:12.19)	1:10.60 [8] (0:11.81)	0:58.79 [7] (0:11.97)	0:46.82 [7] (0:11.73)	0:35.09 [6] (0:11.69)	0:23.40 [7] (0:11.65)	0:11.75 [8] (0:11.75)
Average Speed [km/h]	44.5	61.0	60.2	61.3	61.7	62.3	61.4
Top Speed [km/h]	61.5	61.9	61.3	62.1	63.3	63.9	62.0
Avg. Dist. to Rail [m]	4.9	1.5	0.9	0.4	0.6	3.2	5.2
Avg. Stride Freq. [Hz]	2.1	2.2	2.2	2.2	2.3	2.3	2.3
Avg. Stride Length [m]	5.8	7.7	7.7	7.7	7.6	7.6	7.4



- [] Ranking at each section and finish
- .-.- No data available at this section
- NA No data available



Horse/Jockey Name	Royal Rift
Final Rank	7
Fastest Section Time (Section)	0:11.59 (1000m)
Top Speed [km/h] (Section)	63.7 (1200m)
Race State	Finished



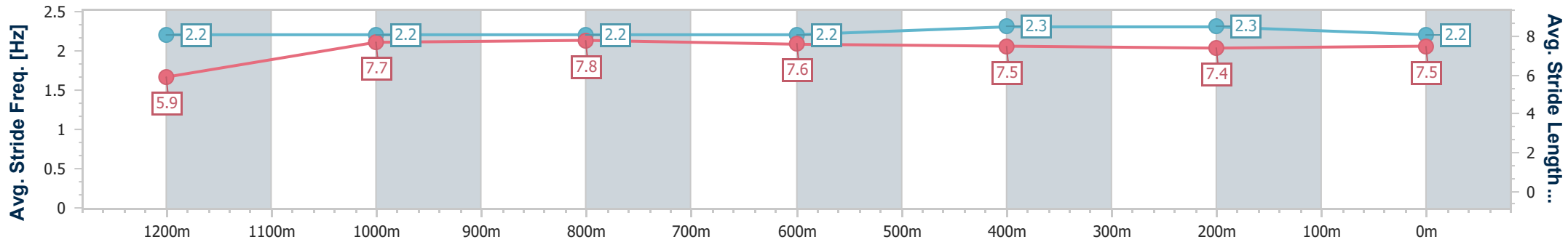
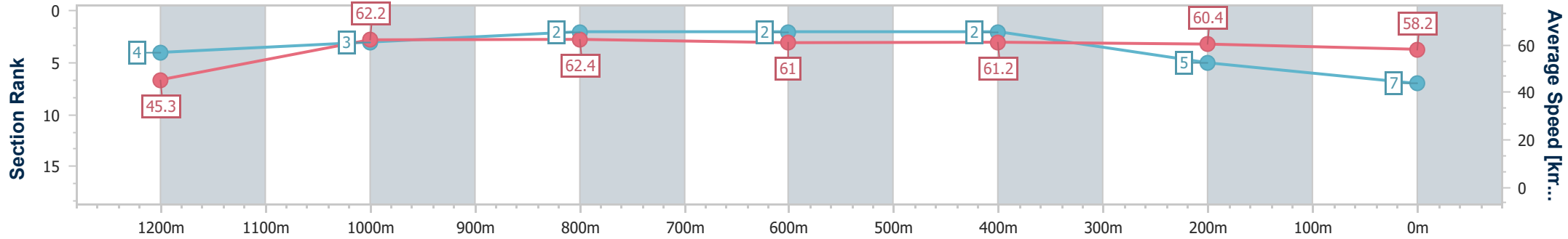
Ipswich QLD Professional
Race 7: CRIME STOPPERS QUEENSLAND Class 1 Handicap - 1350m



19 August 2024 - 16:22

Track Rating: Soft 7, Weather: Fine, Rail Position: True

Section	Overall	1200m	1000m	800m	600m	400m	200m
Section Times	1:23.01 [7] (0:11.90)	1:11.11 [4] (0:11.63)	0:59.48 [3] (0:11.59)	0:47.89 [2] (0:11.83)	0:36.06 [2] (0:11.79)	0:24.27 [2] (0:11.93)	0:12.34 [5] (0:12.34)
Average Speed [km/h]	45.3	62.2	62.4	61.0	61.2	60.4	58.2
Top Speed [km/h]	60.3	63.7	63.6	62.7	62.2	61.9	59.8
Avg. Dist. to Rail [m]	3.3	2.4	2.0	1.2	0.4	0.4	1.9
Avg. Stride Freq. [Hz]	2.2	2.2	2.2	2.2	2.3	2.3	2.2
Avg. Stride Length [m]	5.9	7.7	7.8	7.6	7.5	7.4	7.5



- [] Ranking at each section and finish
- .-.- No data available at this section
- NA No data available



Horse/Jockey Name	La Sapienza
Final Rank	8
Fastest Section Time (Section)	0:11.56 (400m)
Top Speed [km/h] (Section)	63.8 (600m)
Race State	Finished



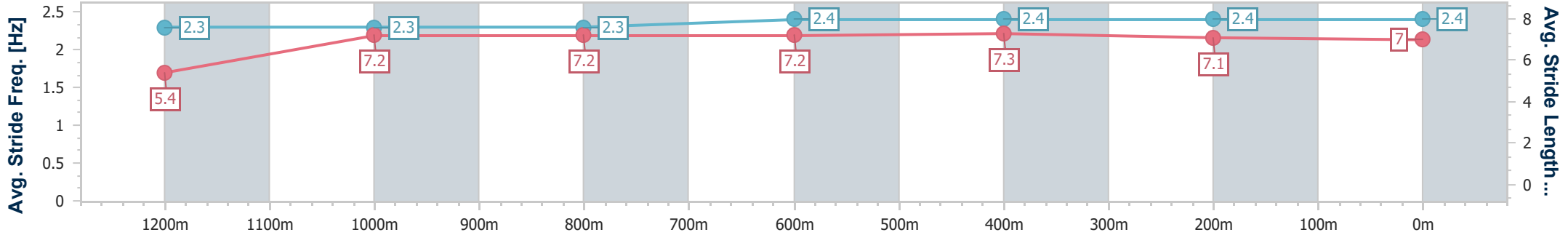
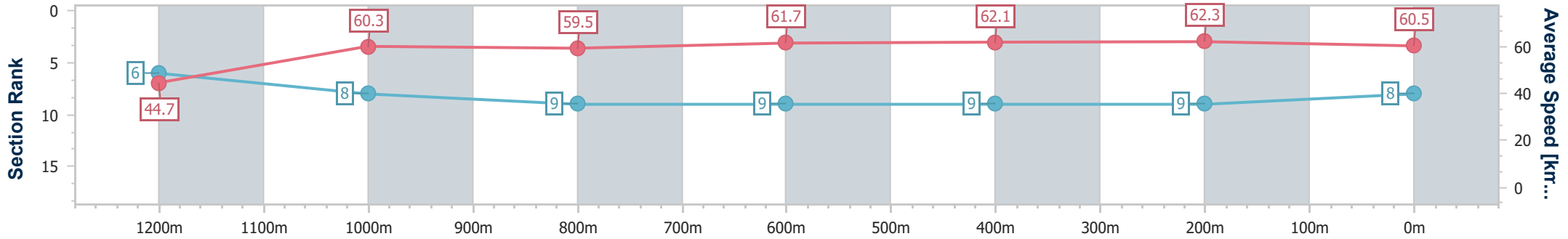
Ipswich QLD Professional
Race 7: CRIME STOPPERS QUEENSLAND Class 1 Handicap - 1350m



19 August 2024 - 16:22

Track Rating: Soft 7, Weather: Fine, Rail Position: True

Section	Overall	1200m	1000m	800m	600m	400m	200m
Section Times	1:23.06 [8] (0:12.10)	1:10.96 [6] (0:11.98)	0:58.98 [8] (0:12.11)	0:46.87 [9] (0:11.71)	0:35.16 [9] (0:11.69)	0:23.47 [9] (0:11.56)	0:11.91 [9] (0:11.91)
Average Speed [km/h]	44.7	60.3	59.5	61.7	62.1	62.3	60.5
Top Speed [km/h]	59.9	61.3	61.5	62.2	63.8	63.7	61.8
Avg. Dist. to Rail [m]	5.0	2.1	1.3	1.2	1.7	0.7	2.8
Avg. Stride Freq. [Hz]	2.3	2.3	2.3	2.4	2.4	2.4	2.4
Avg. Stride Length [m]	5.4	7.2	7.2	7.2	7.3	7.1	7.0



- [] Ranking at each section and finish
- .-.- No data available at this section
- NA No data available



Horse/Jockey Name	Sierra De Gredos
Final Rank	9
Fastest Section Time (Section)	0:11.55 (600m)
Top Speed [km/h] (Section)	63.8 (600m)
Race State	Finished



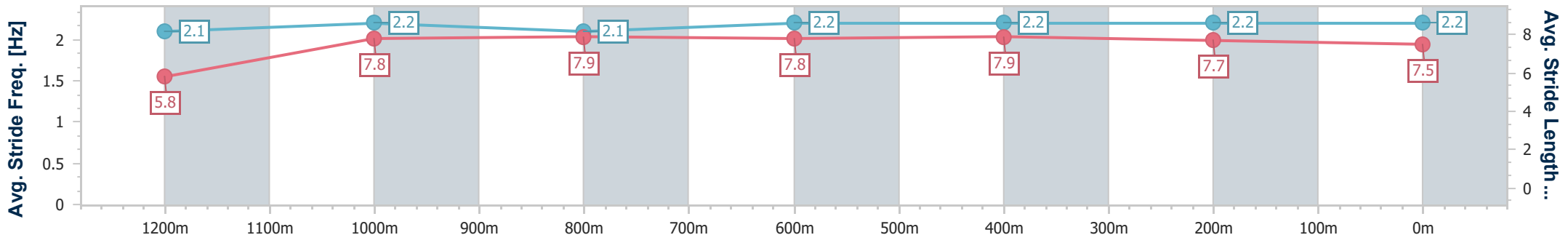
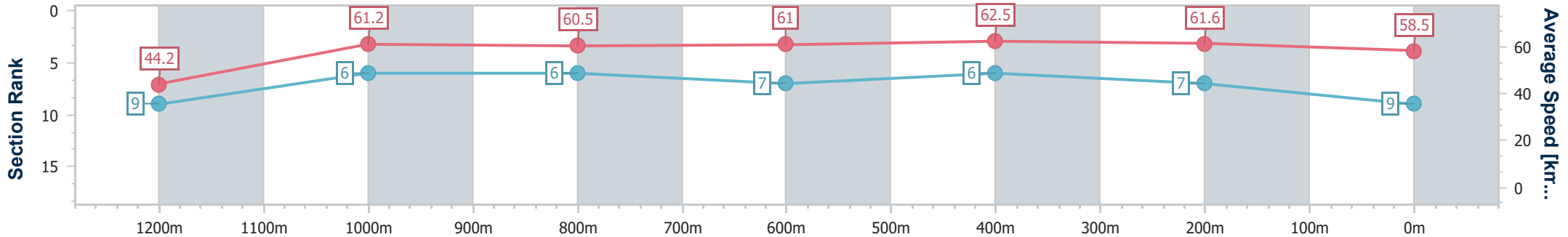
Ipswich QLD Professional
Race 7: CRIME STOPPERS QUEENSLAND Class 1 Handicap - 1350m



19 August 2024 - 16:22

Track Rating: Soft 7, Weather: Fine, Rail Position: True

Section	Overall	1200m	1000m	800m	600m	400m	200m							
Section Times	1:23.28 [9] (0:12.23)	1:11.05 [9] (0:11.77)	0:59.28 [6] (0:11.92)	0:47.36 [6] (0:11.79)	0:35.57 [7] (0:11.55)	0:24.02 [6] (0:11.70)	0:12.32 [7] (0:12.32)							
Average Speed [km/h]	44.2	61.2	60.5	61.0	62.5	61.6	58.5							
Top Speed [km/h]	61.5	62.8	61.3	62.0	63.8	63.1	59.7							
Avg. Dist. to Rail [m]	2.8	0.4	0.4	0.6	0.5	1.2	4.0							
Avg. Stride Freq. [Hz]	2.1	2.2	2.1	2.2	2.2	2.2	2.2							
Avg. Stride Length [m]	5.8	7.8	7.9	7.8	7.9	7.7	7.5							



- [] Ranking at each section and finish
- .-.- No data available at this section
- NA No data available



Ipswich QLD Professional

Race 8: TAB BENCHMARK 62 Handicap - 1350m

19 August 2024 - 17:02



Track Rating: Soft 7, Weather: Fine, Rail Position: True

Section		Field Times										Last 600m	
		Overall	1200m	1000m	800m	600m	400m					0:35.06	
		(0:11.31)	(0:11.48)	(0:11.84)	(0:11.69)	(0:11.53)	(0:11.43)						
Rank	TAB	Horse/Jockey	Barrier	Top Speed [km/h]	Fastest Section							Distance Travelled [m]	
1	2	MR WANDJI Corey Sutherland	23	65.0	0:11.33	1:21.38 [1]	1:10.05 [2]	0:58.59 [1]	0:46.75 [1]	0:35.06 [1]	0:23.53 [1]	0:35.06	
				1200m	Overall	(0:11.33)	(0:11.46)	(0:11.84)	(0:11.69)	(0:11.53)	(0:11.43)		
2	11	NIPPA'S NIGHTCAP Cejay Graham	2	65.3	0:11.52	1:22.09 [2]	1:10.37 [6]	0:58.85 [6]	0:46.72 [7]	0:34.94 [7]	0:23.27 [7]	0:34.94	+5
				1200m	1200m	(0:11.72)	(0:11.52)	(0:12.13)	(0:11.78)	(0:11.67)	(0:11.52)		
3	10	COLD ONE Stephanie Thornton	9	65.1	0:11.46	1:22.10 [3]	1:10.46 [5]	0:59.00 [4]	0:47.21 [2]	0:35.38 [4]	0:23.78 [3]	0:35.38	+5
				1200m	1200m	(0:11.64)	(0:11.46)	(0:11.79)	(0:11.83)	(0:11.60)	(0:11.61)		
4	8	PENDING James Orman	8	64.3	0:11.52	1:22.20 [4]	1:10.26 [8]	0:58.59 [9]	0:46.68 [8]	0:34.89 [8]	0:23.19 [8]	0:34.89	+1
				400m	400m	(0:11.94)	(0:11.67)	(0:11.91)	(0:11.79)	(0:11.70)	(0:11.52)		
5	18	BELYAEV Dan McGillivray	4	63.9	0:11.47	1:22.43 [5]	1:10.96 [3]	0:59.21 [5]	0:47.32 [6]	0:35.54 [6]	0:23.88 [5]	0:35.54	-1
				Overall	Overall	(0:11.47)	(0:11.75)	(0:11.89)	(0:11.78)	(0:11.66)	(0:11.59)		
6	20	IN THE BLINK Damien Thornton	11	64.0	0:11.51	1:22.50 [6]	1:10.47 [10]	0:58.90 [8]	0:46.83 [9]	0:35.05 [9]	0:23.49 [9]	0:35.05	+4
				400m	400m	(0:12.03)	(0:11.57)	(0:12.07)	(0:11.78)	(0:11.56)	(0:11.51)		
7	12	JENNI INDA JUNGLE Danny Peisley	5	65.1	0:11.48	1:22.54 [7]	1:10.96 [4]	0:59.48 [3]	0:47.64 [3]	0:35.97 [2]	0:24.30 [2]	0:35.97	+2
				Overall	1200m	(0:11.58)	(0:11.48)	(0:11.84)	(0:11.67)	(0:11.67)	(0:11.85)		
8	5	FEATHERTOP Andrew Mallyon	16	64.9	0:11.53	1:22.58 [8]	1:10.60 [9]	0:58.84 [10]	0:46.89 [10]	0:35.11 [10]	0:23.50 [10]	0:35.11	+1
				Overall	400m	(0:11.98)	(0:11.76)	(0:11.95)	(0:11.78)	(0:11.61)	(0:11.53)		
9	23	HOOKS Trudy Thornton	7	64.7	0:11.31	1:22.81 [9]	1:11.50 [1]	0:59.82 [2]	0:47.89 [4]	0:36.12 [3]	0:24.48 [4]	0:36.12	+0
				Overall	Overall	(0:11.31)	(0:11.68)	(0:11.93)	(0:11.77)	(0:11.64)	(0:11.84)		
10	16	MILEY'S MEMORY Michael Cahill	1	64.1	0:11.53	1:23.26 [10]	1:11.46 [7]	0:59.93 [7]	0:48.15 [5]	0:36.46 [5]	0:24.59 [6]	0:36.46	+3
				Overall	1200m	(0:11.80)	(0:11.53)	(0:11.78)	(0:11.69)	(0:11.87)	(0:11.96)		

Scratched: Dragon Pins (#1), Freddie (#3), Conquistadores (#4), Orient's Secret (#6), Miss Helmut (#24), Power Flash (#13), Star Seeker (#14), Maurizma (#15), Union Spirit (#7), Zattastar (#9), Sierra De Gredo

[] Ranking at each section and finish
 -:-:- No data available at this section
 NA No data available

SCN Saddle cloth number
 DNF Did not finish
 DNT Did not track



Ipswich QLD Professional
 Race 8: TAB BENCHMARK 62 Handicap - 1350m
 19 August 2024 - 17:02



Track Rating: Soft 7, Weather: Fine, Rail Position: True

Section				200m				Last 600m	
Field Times				0:12.10 (0:12.10)				0:35.06	
Rank	TAB	Horse/Jockey	Barrier	Top Speed [km/h]	Fastest Section	Margin			Distance Travelled [m]
1	2	MR WANDJI Corey Sutherland	23	65.0 1200m	0:11.33 Overall	0:12.10 [1] (0:12.10)	1:21.38		0:35.06
2	11	NIPPA'S NIGHTCAP Cejay Graham	2	65.3 1200m	0:11.52 1200m	0:11.75 [6] (0:11.75)	4.22L		0:34.94 +5
3	10	COLD ONE Stephanie Thornton	9	65.1 1200m	0:11.46 1200m	0:12.17 [2] (0:12.17)	4.25L		0:35.38 +5
4	8	PENDING James Orman	8	64.3 400m	0:11.52 400m	0:11.67 [8] (0:11.67)	4.85L		0:34.89 +1
5	18	BELYAEV Dan McGillivray	4	63.9 Overall	0:11.47 Overall	0:12.29 [4] (0:12.29)	6.17L		0:35.54 -1
6	20	IN THE BLINK Damien Thornton	11	64.0 400m	0:11.51 400m	0:11.98 [7] (0:11.98)	6.6L		0:35.05 +4
7	12	JENNI INDA JUNGLE Danny Peisley	5	65.1 Overall	0:11.48 1200m	0:12.45 [3] (0:12.45)	6.86L		0:35.97 +2
8	5	FEATHERTOP Andrew Mallyon	16	64.9 Overall	0:11.53 400m	0:11.97 [9] (0:11.97)	7.08L		0:35.11 +1
9	23	HOOKS Trudy Thornton	7	64.7 Overall	0:11.31 Overall	0:12.64 [5] (0:12.64)	8.44L		0:36.12 +0
10	16	MILEY'S MEMORY Michael Cahill	1	64.1 Overall	0:11.53 1200m	0:12.63 [10] (0:12.63)	11.06L		0:36.46 +3

Scratched: Dragon Pins (#1), Freddie (#3), Conquistadores (#4), Orient's Secret (#6), Miss Helmut (#24), Power Flash (#13), Star Seeker (#14), Maurizma (#15), Union Spirit (#7), Zattastar (#9), Sierra De Gredo

[] Ranking at each section and finish
 -:-:- No data available at this section
 NA No data available

SCN Saddle cloth number
 DNF Did not finish
 DNT Did not track



Horse/Jockey Name	Mr Wandji
Final Rank	1
Fastest Section Time (Section)	0:11.33 (Overall)
Top Speed [km/h] (Section)	65.0 (1200m)
Race State	Finished



Ipswich QLD Professional

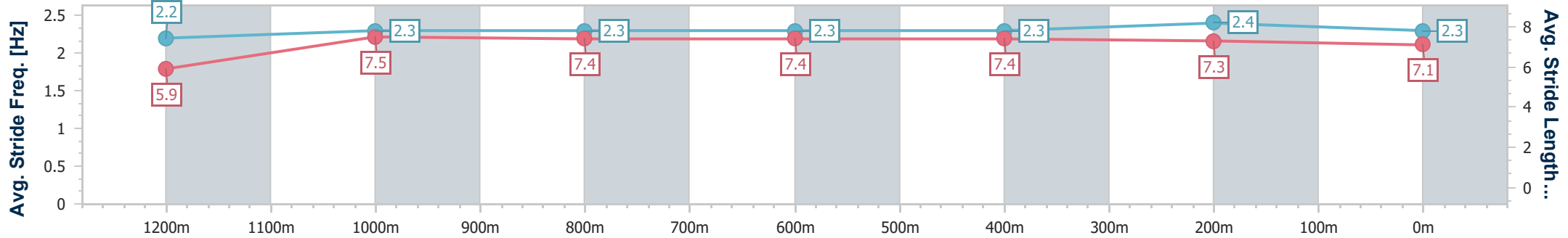
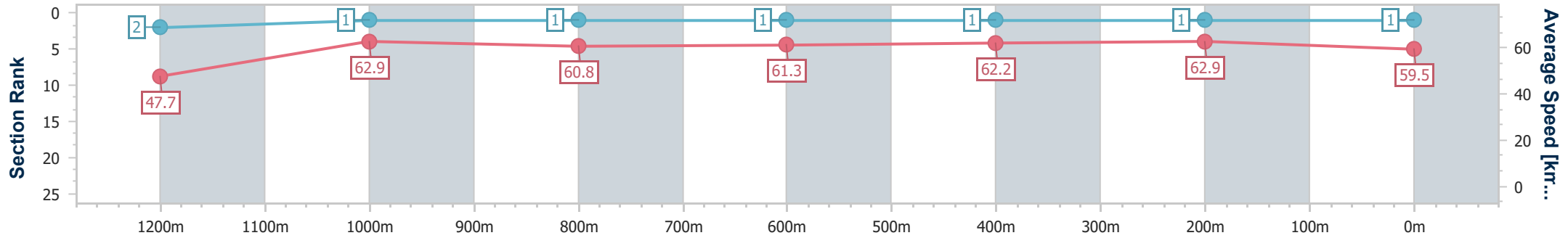
Race 8: TAB BENCHMARK 62 Handicap - 1350m

19 August 2024 - 17:02

Track Rating: Soft 7, Weather: Fine, Rail Position: True



Section	Overall	1200m	1000m	800m	600m	400m	200m
Section Times	1:21.38 [1] (0:11.33)	1:10.05 [2] (0:11.46)	0:58.59 [1] (0:11.84)	0:46.75 [1] (0:11.69)	0:35.06 [1] (0:11.53)	0:23.53 [1] (0:11.43)	0:12.10 [1] (0:12.10)
Average Speed [km/h]	47.7	62.9	60.8	61.3	62.2	62.9	59.5
Top Speed [km/h]	64.2	65.0	62.1	61.6	64.2	64.3	62.6
Avg. Dist. to Rail [m]	8.3	2.2	0.8	1.4	0.7	0.4	0.9
Avg. Stride Freq. [Hz]	2.2	2.3	2.3	2.3	2.3	2.4	2.3
Avg. Stride Length [m]	5.9	7.5	7.4	7.4	7.4	7.3	7.1



- [] Ranking at each section and finish
- .-.- No data available at this section
- NA No data available



Horse/Jockey Name	Nippa's Nightcap
Final Rank	2
Fastest Section Time (Section)	0:11.52 (1200m)
Top Speed [km/h] (Section)	65.3 (1200m)
Race State	Finished



Ipswich QLD Professional

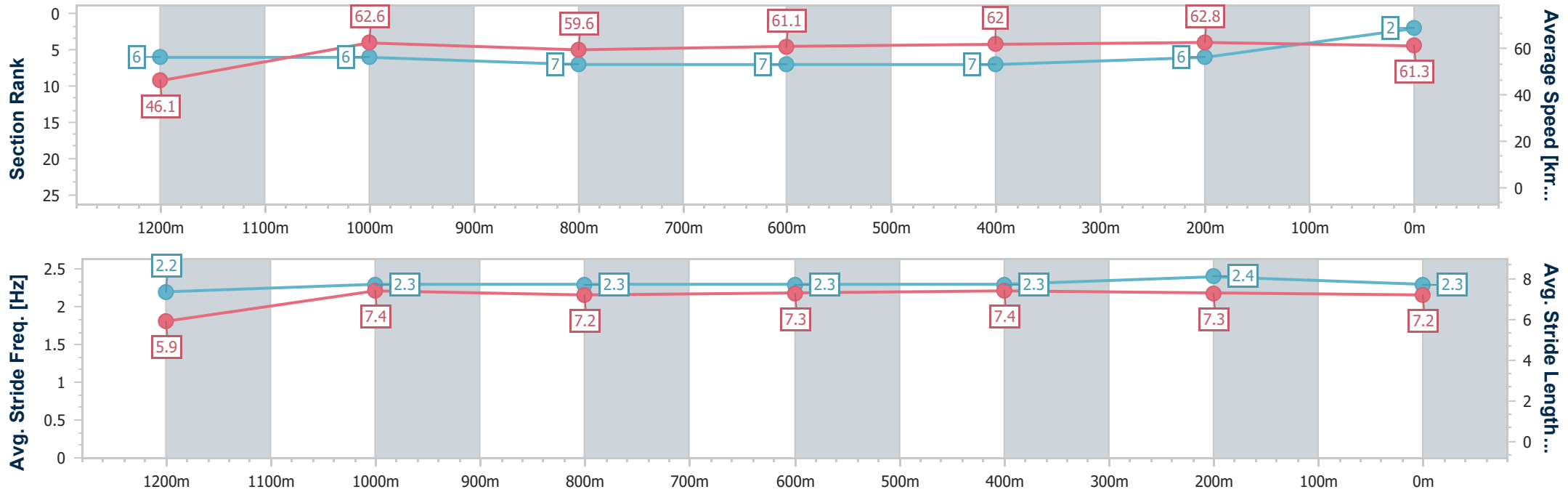
Race 8: TAB BENCHMARK 62 Handicap - 1350m

19 August 2024 - 17:02

Track Rating: Soft 7, Weather: Fine, Rail Position: True



Section	Overall	1200m	1000m	800m	600m	400m	200m
Section Times	1:22.09 [2] (0:11.72)	1:10.37 [6] (0:11.52)	0:58.85 [6] (0:12.13)	0:46.72 [7] (0:11.78)	0:34.94 [7] (0:11.67)	0:23.27 [7] (0:11.52)	0:11.75 [6] (0:11.75)
Average Speed [km/h]	46.1	62.6	59.6	61.1	62.0	62.8	61.3
Top Speed [km/h]	63.0	65.3	61.0	63.0	63.2	63.3	62.7
Avg. Dist. to Rail [m]	1.5	2.0	1.5	0.4	0.6	2.7	6.3
Avg. Stride Freq. [Hz]	2.2	2.3	2.3	2.3	2.3	2.4	2.3
Avg. Stride Length [m]	5.9	7.4	7.2	7.3	7.4	7.3	7.2



- [] Ranking at each section and finish
- .-.- No data available at this section
- NA No data available



Horse/Jockey Name	Cold One
Final Rank	3
Fastest Section Time (Section)	0:11.46 (1200m)
Top Speed [km/h] (Section)	65.1 (1200m)
Race State	Finished



Ipswich QLD Professional

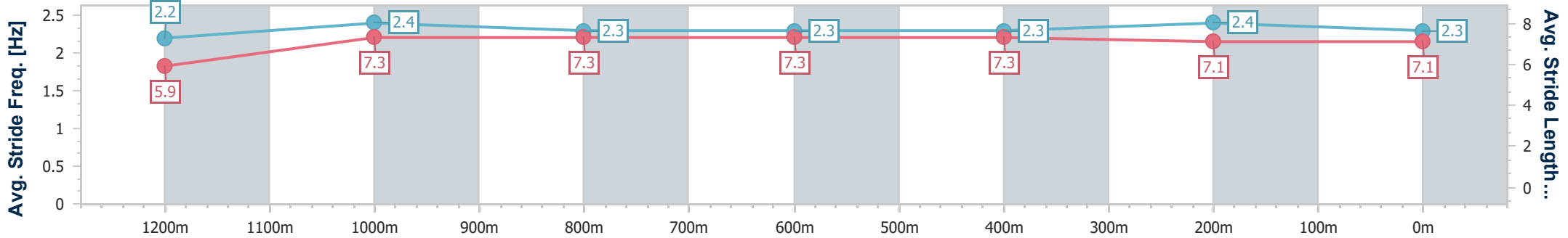
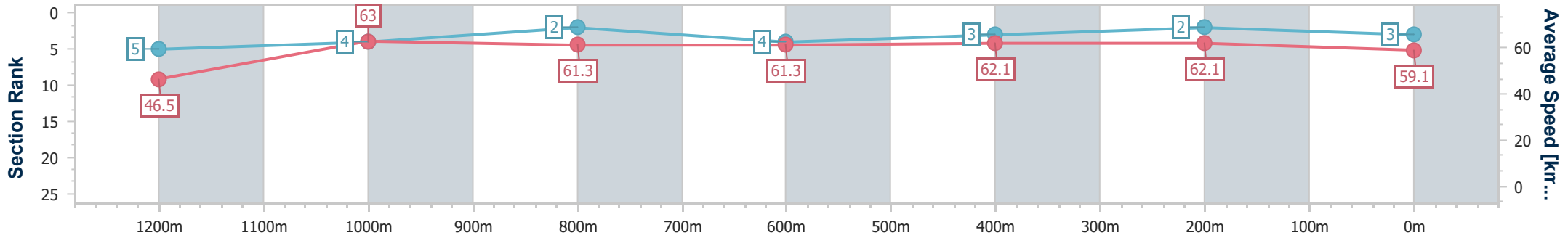
Race 8: TAB BENCHMARK 62 Handicap - 1350m

19 August 2024 - 17:02

Track Rating: Soft 7, Weather: Fine, Rail Position: True



Section	Overall	1200m	1000m	800m	600m	400m	200m
Section Times	1:22.10 [3] (0:11.64)	1:10.46 [5] (0:11.46)	0:59.00 [4] (0:11.79)	0:47.21 [2] (0:11.83)	0:35.38 [4] (0:11.60)	0:23.78 [3] (0:11.61)	0:12.17 [2] (0:12.17)
Average Speed [km/h]	46.5	63.0	61.3	61.3	62.1	62.1	59.1
Top Speed [km/h]	62.6	65.1	62.0	62.0	63.1	63.1	61.2
Avg. Dist. to Rail [m]	6.5	3.2	1.9	1.2	0.9	1.0	2.6
Avg. Stride Freq. [Hz]	2.2	2.4	2.3	2.3	2.3	2.4	2.3
Avg. Stride Length [m]	5.9	7.3	7.3	7.3	7.3	7.1	7.1



- [] Ranking at each section and finish
- .-.- No data available at this section
- NA No data available



Horse/Jockey Name	Pending
Final Rank	4
Fastest Section Time (Section)	0:11.52 (400m)
Top Speed [km/h] (Section)	64.3 (400m)
Race State	Finished



Ipswich QLD Professional

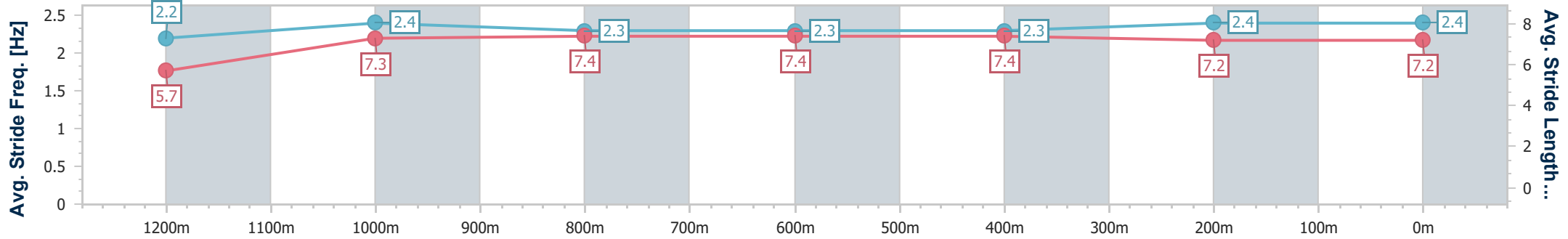
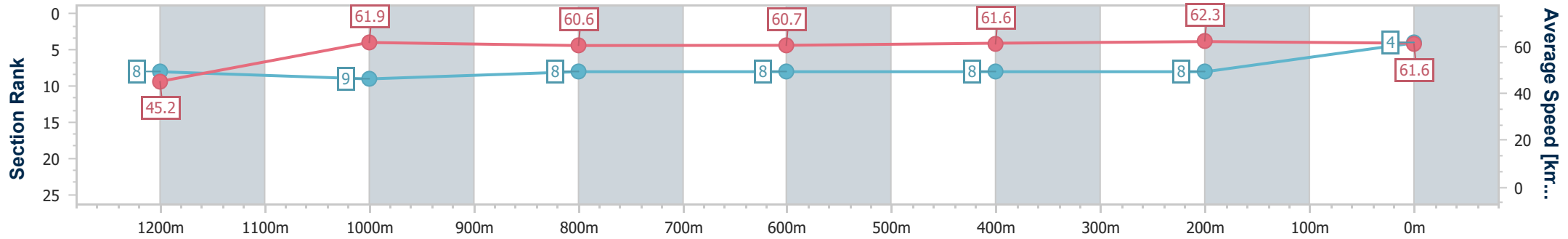
Race 8: TAB BENCHMARK 62 Handicap - 1350m

19 August 2024 - 17:02

Track Rating: Soft 7, Weather: Fine, Rail Position: True



Section	Overall	1200m	1000m	800m	600m	400m	200m
Section Times	1:22.20 [4] (0:11.94)	1:10.26 [8] (0:11.67)	0:58.59 [9] (0:11.91)	0:46.68 [8] (0:11.79)	0:34.89 [8] (0:11.70)	0:23.19 [8] (0:11.52)	0:11.67 [8] (0:11.67)
Average Speed [km/h]	45.2	61.9	60.6	60.7	61.6	62.3	61.6
Top Speed [km/h]	63.4	63.4	62.1	62.6	63.0	64.3	63.9
Avg. Dist. to Rail [m]	3.0	1.1	0.5	0.2	0.5	1.0	3.5
Avg. Stride Freq. [Hz]	2.2	2.4	2.3	2.3	2.3	2.4	2.4
Avg. Stride Length [m]	5.7	7.3	7.4	7.4	7.4	7.2	7.2



- [] Ranking at each section and finish
- .-.- No data available at this section
- NA No data available



Horse/Jockey Name	Belyaev
Final Rank	5
Fastest Section Time (Section)	0:11.47 (Overall)
Top Speed [km/h] (Section)	63.9 (Overall)
Race State	Finished



Ipswich QLD Professional

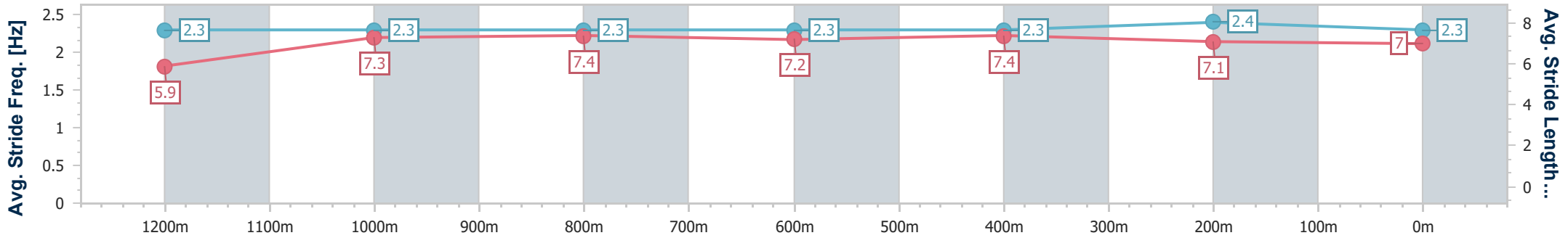
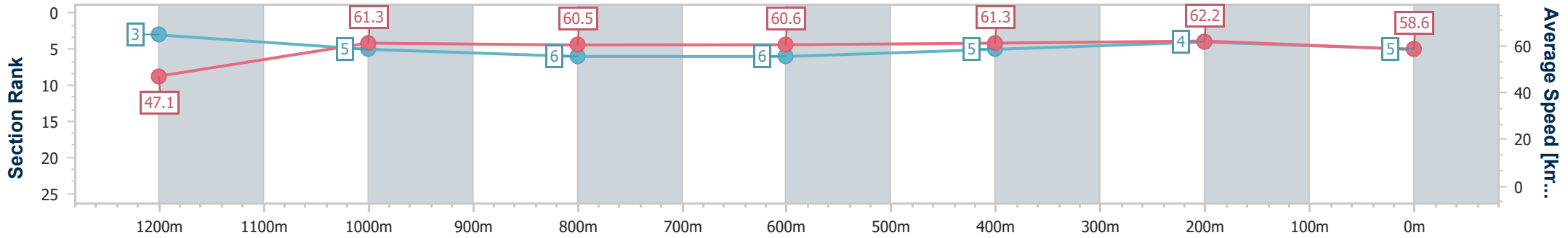
Race 8: TAB BENCHMARK 62 Handicap - 1350m

19 August 2024 - 17:02

Track Rating: Soft 7, Weather: Fine, Rail Position: True



Section	Overall	1200m	1000m	800m	600m	400m	200m
Section Times	1:22.43 [5] (0:11.47)	1:10.96 [3] (0:11.75)	0:59.21 [5] (0:11.89)	0:47.32 [6] (0:11.78)	0:35.54 [6] (0:11.66)	0:23.88 [5] (0:11.59)	0:12.29 [4] (0:12.29)
Average Speed [km/h]	47.1	61.3	60.5	60.6	61.3	62.2	58.6
Top Speed [km/h]	63.9	63.4	61.7	62.9	62.6	63.6	61.9
Avg. Dist. to Rail [m]	2.3	0.6	0.5	1.4	1.6	1.6	4.6
Avg. Stride Freq. [Hz]	2.3	2.3	2.3	2.3	2.3	2.4	2.3
Avg. Stride Length [m]	5.9	7.3	7.4	7.2	7.4	7.1	7.0



- [] Ranking at each section and finish
- .-.- No data available at this section
- NA No data available



Horse/Jockey Name	In The Blink
Final Rank	6
Fastest Section Time (Section)	0:11.51 (400m)
Top Speed [km/h] (Section)	64.0 (400m)
Race State	Finished



Ipswich QLD Professional

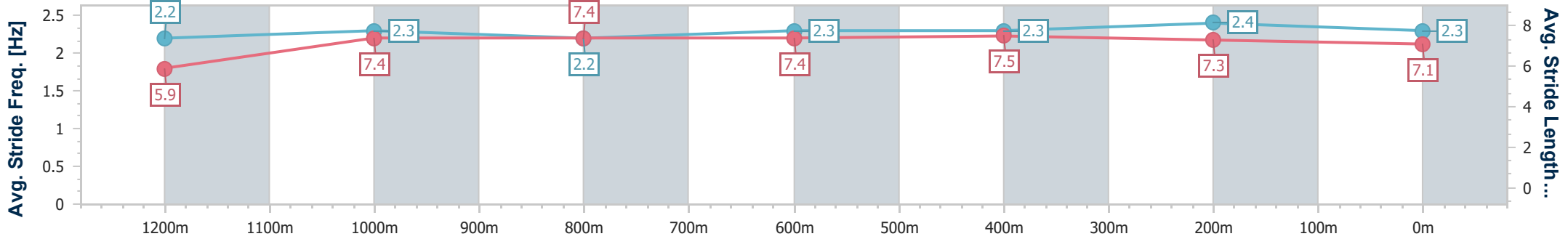
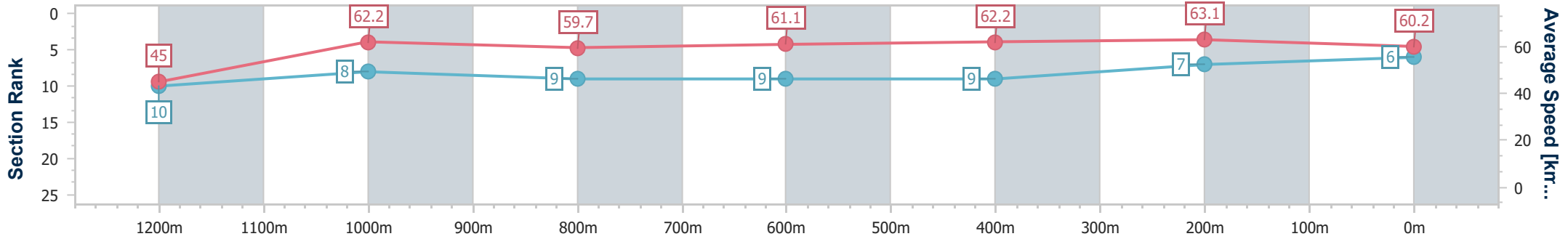
Race 8: TAB BENCHMARK 62 Handicap - 1350m

19 August 2024 - 17:02

Track Rating: Soft 7, Weather: Fine, Rail Position: True



Section	Overall	1200m	1000m	800m	600m	400m	200m
Section Times	1:22.50 [6] (0:12.03)	1:10.47 [10] (0:11.57)	0:58.90 [8] (0:12.07)	0:46.83 [9] (0:11.78)	0:35.05 [9] (0:11.56)	0:23.49 [9] (0:11.51)	0:11.98 [7] (0:11.98)
Average Speed [km/h]	45.0	62.2	59.7	61.1	62.2	63.1	60.2
Top Speed [km/h]	62.5	63.4	61.0	63.3	63.4	64.0	63.1
Avg. Dist. to Rail [m]	6.0	1.5	0.7	0.4	0.4	3.6	7.4
Avg. Stride Freq. [Hz]	2.2	2.3	2.2	2.3	2.3	2.4	2.3
Avg. Stride Length [m]	5.9	7.4	7.4	7.4	7.5	7.3	7.1



- [] Ranking at each section and finish
- .-.- No data available at this section
- NA No data available



Horse/Jockey Name	Jenni Inda Jungle
Final Rank	7
Fastest Section Time (Section)	0:11.48 (1200m)
Top Speed [km/h] (Section)	65.1 (Overall)
Race State	Finished



Ipswich QLD Professional

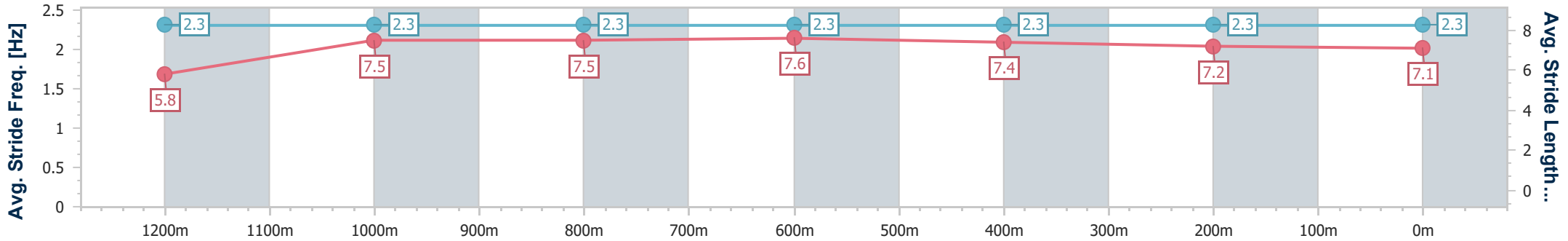
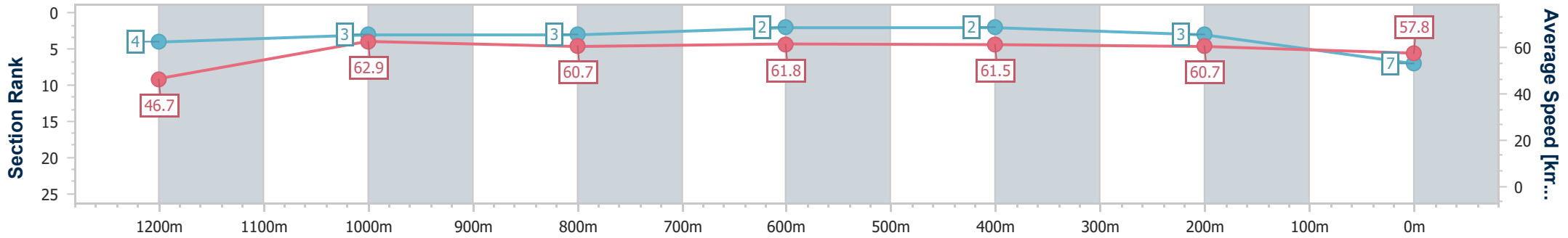
Race 8: TAB BENCHMARK 62 Handicap - 1350m

19 August 2024 - 17:02



Track Rating: Soft 7, Weather: Fine, Rail Position: True

Section	Overall	1200m	1000m	800m	600m	400m	200m
Section Times	1:22.54 [7] (0:11.58)	1:10.96 [4] (0:11.48)	0:59.48 [3] (0:11.84)	0:47.64 [3] (0:11.67)	0:35.97 [2] (0:11.67)	0:24.30 [2] (0:11.85)	0:12.45 [3] (0:12.45)
Average Speed [km/h]	46.7	62.9	60.7	61.8	61.5	60.7	57.8
Top Speed [km/h]	65.1	65.1	61.4	62.6	62.1	62.0	59.6
Avg. Dist. to Rail [m]	2.6	0.7	0.4	0.2	0.4	0.4	1.3
Avg. Stride Freq. [Hz]	2.3	2.3	2.3	2.3	2.3	2.3	2.3
Avg. Stride Length [m]	5.8	7.5	7.5	7.6	7.4	7.2	7.1



- [] Ranking at each section and finish
- .-.- No data available at this section
- NA No data available



Horse/Jockey Name	Feathertop
Final Rank	8
Fastest Section Time (Section)	0:11.53 (400m)
Top Speed [km/h] (Section)	64.9 (Overall)
Race State	Finished



Ipswich QLD Professional

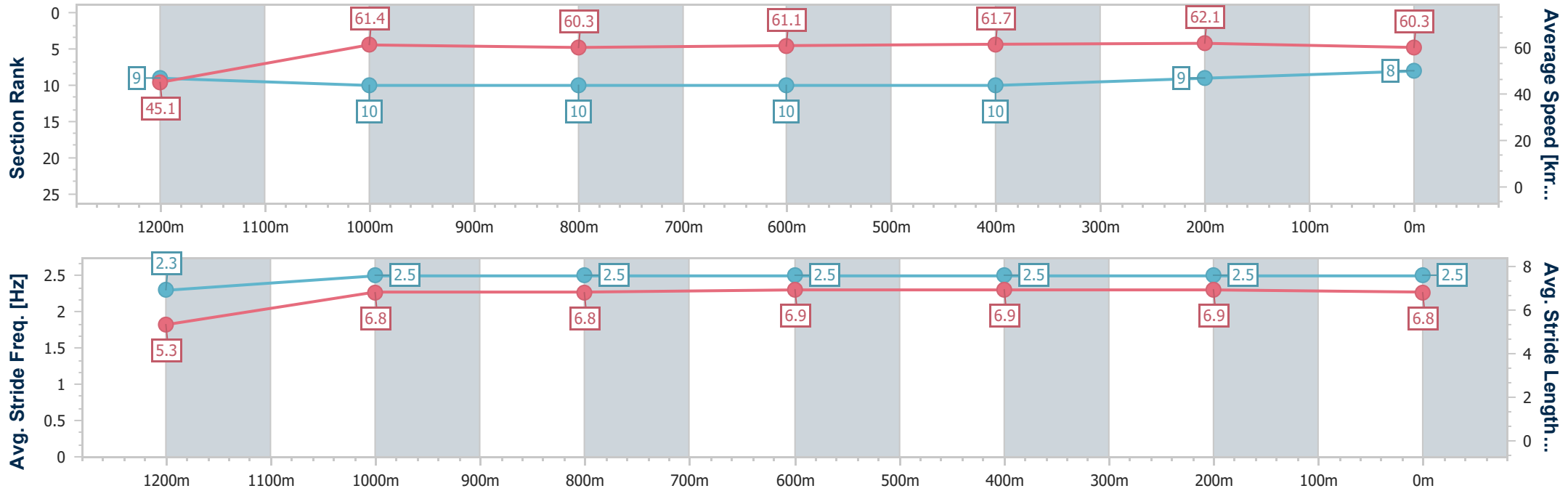
Race 8: TAB BENCHMARK 62 Handicap - 1350m

19 August 2024 - 17:02

Track Rating: Soft 7, Weather: Fine, Rail Position: True



Section	Overall	1200m	1000m	800m	600m	400m	200m
Section Times	1:22.58 [8] (0:11.98)	1:10.60 [9] (0:11.76)	0:58.84 [10] (0:11.95)	0:46.89 [10] (0:11.78)	0:35.11 [10] (0:11.61)	0:23.50 [10] (0:11.53)	0:11.97 [9] (0:11.97)
Average Speed [km/h]	45.1	61.4	60.3	61.1	61.7	62.1	60.3
Top Speed [km/h]	64.9	64.2	61.9	62.9	62.8	62.5	62.0
Avg. Dist. to Rail [m]	7.4	3.0	0.8	0.7	0.9	0.7	1.0
Avg. Stride Freq. [Hz]	2.3	2.5	2.5	2.5	2.5	2.5	2.5
Avg. Stride Length [m]	5.3	6.8	6.8	6.9	6.9	6.9	6.8



- [] Ranking at each section and finish
- .-.- No data available at this section
- NA No data available



Horse/Jockey Name	Hooks
Final Rank	9
Fastest Section Time (Section)	0:11.31 (Overall)
Top Speed [km/h] (Section)	64.7 (Overall)
Race State	Finished



Ipswich QLD Professional

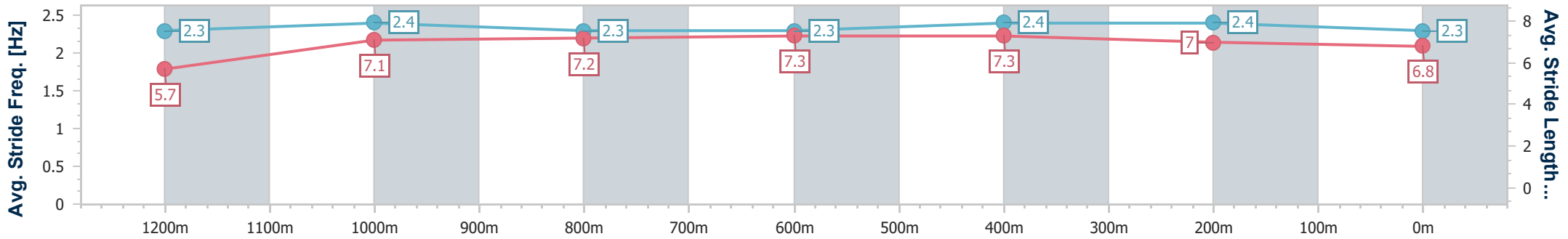
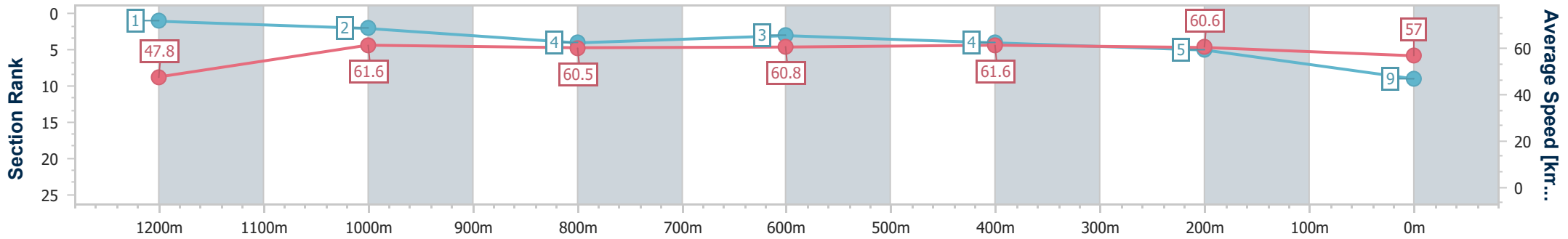
Race 8: TAB BENCHMARK 62 Handicap - 1350m

19 August 2024 - 17:02

Track Rating: Soft 7, Weather: Fine, Rail Position: True



Section	Overall	1200m	1000m	800m	600m	400m	200m
Section Times	1:22.81 [9] (0:11.31)	1:11.50 [1] (0:11.68)	0:59.82 [2] (0:11.93)	0:47.89 [4] (0:11.77)	0:36.12 [3] (0:11.64)	0:24.48 [4] (0:11.84)	0:12.64 [5] (0:12.64)
Average Speed [km/h]	47.8	61.6	60.5	60.8	61.6	60.6	57.0
Top Speed [km/h]	64.7	64.7	61.3	62.0	62.2	61.6	59.6
Avg. Dist. to Rail [m]	5.0	2.1	0.4	1.0	1.0	0.9	0.3
Avg. Stride Freq. [Hz]	2.3	2.4	2.3	2.3	2.4	2.4	2.3
Avg. Stride Length [m]	5.7	7.1	7.2	7.3	7.3	7.0	6.8



- [] Ranking at each section and finish
- .-.- No data available at this section
- NA No data available



Horse/Jockey Name	Miley's Memory
Final Rank	10
Fastest Section Time (Section)	0:11.53 (1200m)
Top Speed [km/h] (Section)	64.1 (Overall)
Race State	Finished



Ipswich QLD Professional

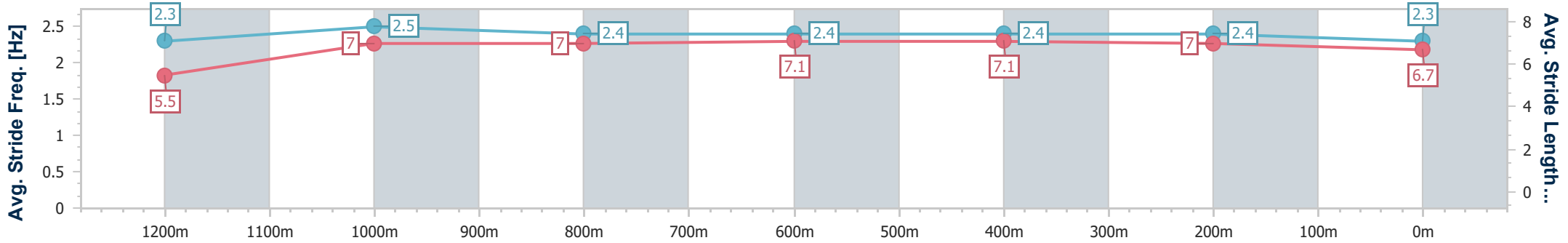
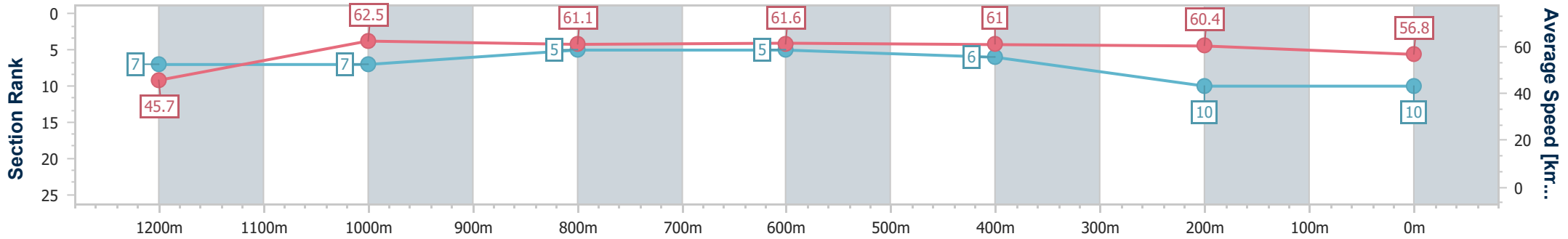
Race 8: TAB BENCHMARK 62 Handicap - 1350m

19 August 2024 - 17:02



Track Rating: Soft 7, Weather: Fine, Rail Position: True

Section	Overall	1200m	1000m	800m	600m	400m	200m
Section Times	1:23.26 [10] (0:11.80)	1:11.46 [7] (0:11.53)	0:59.93 [7] (0:11.78)	0:48.15 [5] (0:11.69)	0:36.46 [5] (0:11.87)	0:24.59 [6] (0:11.96)	0:12.63 [10] (0:12.63)
Average Speed [km/h]	45.7	62.5	61.1	61.6	61.0	60.4	56.8
Top Speed [km/h]	64.1	63.8	62.1	63.0	61.8	61.7	60.6
Avg. Dist. to Rail [m]	1.0	0.5	0.3	0.2	0.6	1.8	4.0
Avg. Stride Freq. [Hz]	2.3	2.5	2.4	2.4	2.4	2.4	2.3
Avg. Stride Length [m]	5.5	7.0	7.0	7.1	7.1	7.0	6.7



- [] Ranking at each section and finish
- .-.- No data available at this section
- NA No data available