



Sunshine Coast Poly Track QLD Professional
Race 2: NOOSA HEADS SLSC Class 2 Handicap - 1100m
18 August 2024 - 13:30



Track Rating: Synthetic, Weather: Fine, Rail Position: True

Section		Overall	1000m	800m	600m	400m	200m	Last 600m					
Field Times		1:04.61 (0:07.90)	0:56.71 (0:10.46)	0:46.25 (0:11.05)	0:35.20 (0:11.25)	0:23.95 (0:11.42)	0:12.53 (0:12.53)	0:35.20					
Rank	TAB Horse/Jockey	Barrier	Top Speed [km/h]	Fastest Section	Margin						Distance Travelled [m]		
1	3 BEACHSIDE BABE Samantha Collett	8	70.2 1000m	0:07.90 Overall	1:04.61 [1] (0:07.90)	0:56.71 [1] (0:10.46)	0:46.25 [1] (0:11.05)	0:35.20 [1] (0:11.25)	0:23.95 [1] (0:11.42)	0:12.53 [1] (0:12.53)	1:04.61	0:35.20	
2	1 LIMERO Cody Collis	1	67.9 1000m	0:08.25 Overall	1:04.63 [2] (0:08.25)	0:56.38 [5] (0:10.86)	0:45.52 [4] (0:10.96)	0:34.56 [4] (0:11.20)	0:23.36 [4] (0:11.36)	0:12.00 [4] (0:12.00)	0.1L	0:34.56	-1
3	2 MARCH AS ONE Shania Willis	2	69.1 1000m	0:08.10 Overall	1:05.01 [3] (0:08.10)	0:56.91 [4] (0:10.57)	0:46.34 [3] (0:10.87)	0:35.47 [2] (0:11.30)	0:24.17 [2] (0:11.59)	0:12.58 [2] (0:12.58)	2.1L	0:35.47	-2
4	8 GALLERY MASTER Micheal Hellyer	6	69.2 1000m	0:07.99 Overall	1:05.08 [4] (0:07.99)	0:57.09 [2] (0:10.65)	0:46.44 [2] (0:11.02)	0:35.42 [3] (0:11.31)	0:24.11 [3] (0:11.65)	0:12.46 [3] (0:12.46)	2.4L	0:35.42	+1
5	10 SUPER RUPERT Karl Zechner	5	67.1 800m	0:08.08 Overall	1:06.42 [5] (0:08.08)	0:58.34 [3] (0:11.09)	0:47.25 [5] (0:11.10)	0:36.15 [5] (0:11.60)	0:24.55 [5] (0:11.92)	0:12.63 [5] (0:12.63)	10.2L	0:36.15	+2
6	9 RED GADGET Hannah Richardson	7	67.8 1000m	0:08.66 Overall	1:07.03 [6] (0:08.66)	0:58.37 [6] (0:11.09)	0:47.28 [6] (0:11.35)	0:35.93 [6] (0:11.89)	0:24.04 [6] (0:11.72)	0:12.32 [6] (0:12.32)	13.7L	0:35.93	+1

Scratched: Sooblond (#5), Side Show Sally (#6), Serafima (#7), One In All (#4)

[] Ranking at each section and finish
 -:-:- No data available at this section
 NA No data available

SCN Saddle cloth number
 DNF Did not finish
 DNT Did not track



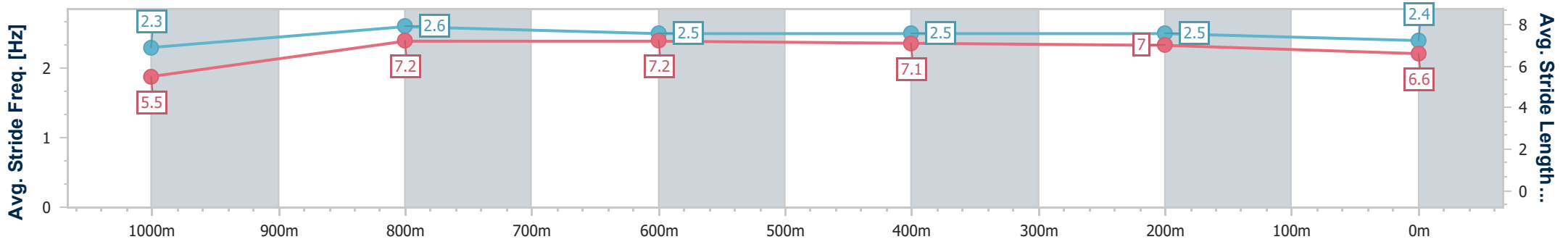
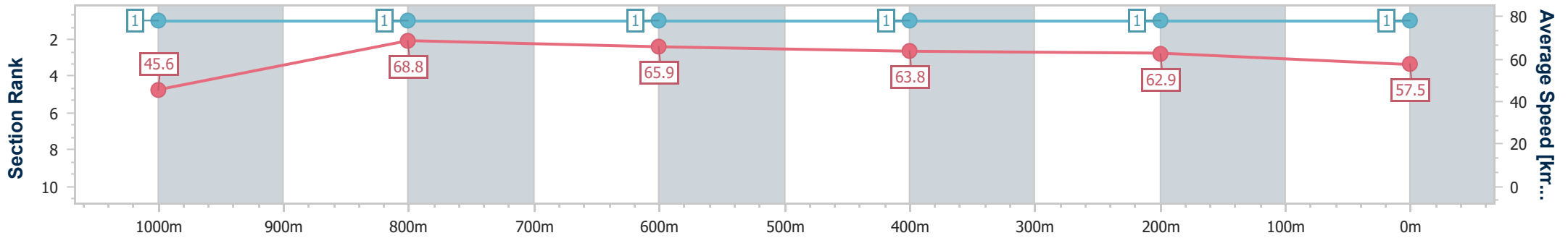
Horse/Jockey Name	Beachside Babe
Final Rank	1
Fastest Section Time (Section)	0:07.90 (Overall)
Top Speed [km/h] (Section)	70.2 (1000m)
Race State	Finished



Sunshine Coast Poly Track QLD Professional
 Race 2: NOOSA HEADS SLSC Class 2 Handicap - 1100m
 18 August 2024 - 13:30
 Track Rating: Synthetic, Weather: Fine, Rail Position: True



Section	Overall	1000m	800m	600m	400m	200m
Section Times	1:04.61 [1] (0:07.90)	0:56.71 [1] (0:10.46)	0:46.25 [1] (0:11.05)	0:35.20 [1] (0:11.25)	0:23.95 [1] (0:11.42)	0:12.53 [1] (0:12.53)
Average Speed [km/h]	45.6	68.8	65.9	63.8	62.9	57.5
Top Speed [km/h]	64.7	70.2	69.1	64.6	64.5	61.2
Avg. Dist. to Rail [m]	6.8	4.4	1.4	0.8	0.9	0.5
Avg. Stride Freq. [Hz]	2.3	2.6	2.5	2.5	2.5	2.4
Avg. Stride Length [m]	5.5	7.2	7.2	7.1	7.0	6.6



- [] Ranking at each section and finish
- .-.- No data available at this section
- NA No data available



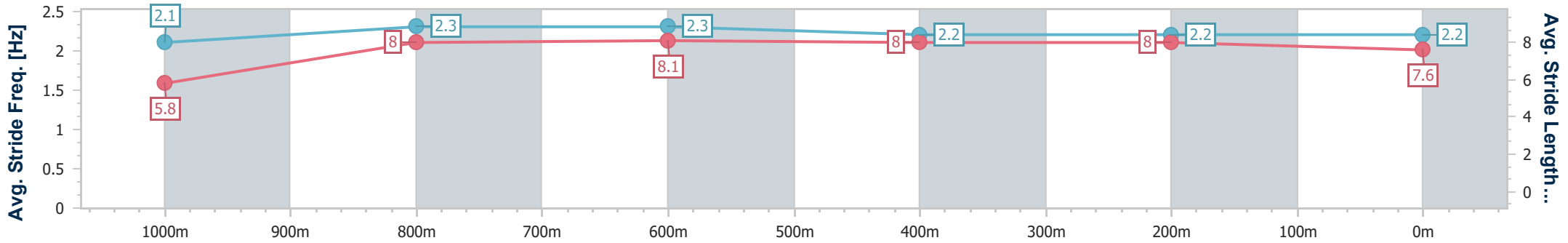
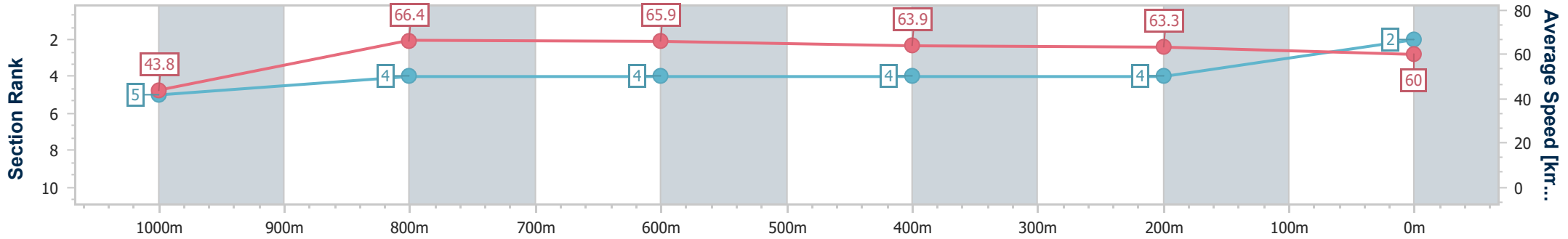
Horse/Jockey Name	Limero
Final Rank	2
Fastest Section Time (Section)	0:08.25 (Overall)
Top Speed [km/h] (Section)	67.9 (1000m)
Race State	Finished



Sunshine Coast Poly Track QLD Professional
 Race 2: NOOSA HEADS SLSC Class 2 Handicap - 1100m
 18 August 2024 - 13:30
 Track Rating: Synthetic, Weather: Fine, Rail Position: True



Section	Overall	1000m	800m	600m	400m	200m
Section Times	1:04.63 [2] (0:08.25)	0:56.38 [5] (0:10.86)	0:45.52 [4] (0:10.96)	0:34.56 [4] (0:11.20)	0:23.36 [4] (0:11.36)	0:12.00 [4]
Average Speed [km/h]	43.8	66.4	65.9	63.9	63.3	60.0
Top Speed [km/h]	62.0	67.9	66.7	66.2	64.0	62.4
Avg. Dist. to Rail [m]	3.3	1.9	0.8	0.8	2.5	3.5
Avg. Stride Freq. [Hz]	2.1	2.3	2.3	2.2	2.2	2.2
Avg. Stride Length [m]	5.8	8.0	8.1	8.0	8.0	7.6



- [] Ranking at each section and finish
- .-.- No data available at this section
- NA No data available



Horse/Jockey Name	March As One
Final Rank	3
Fastest Section Time (Section)	0:08.10 (Overall)
Top Speed [km/h] (Section)	69.1 (1000m)
Race State	Finished



Sunshine Coast Poly Track QLD Professional

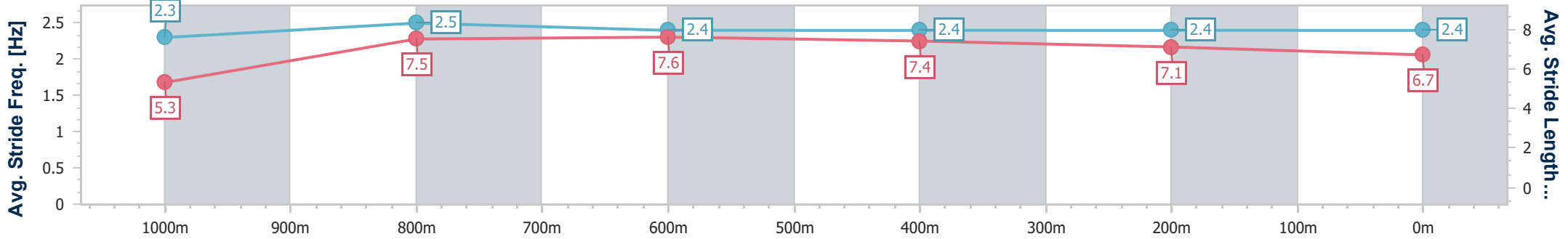
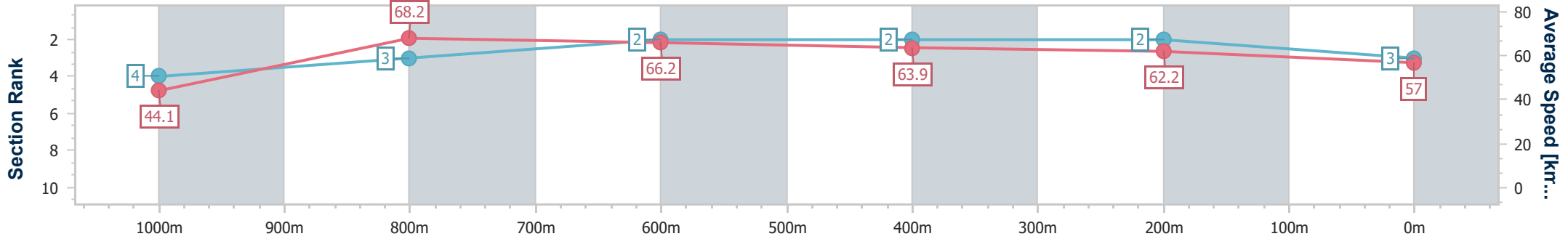
Race 2: NOOSA HEADS SLSC Class 2 Handicap - 1100m

18 August 2024 - 13:30

Track Rating: Synthetic, Weather: Fine, Rail Position: True



Section	Overall	1000m	800m	600m	400m	200m
Section Times	1:05.01 [3] (0:08.10)	0:56.91 [4] (0:10.57)	0:46.34 [3] (0:10.87)	0:35.47 [2] (0:11.30)	0:24.17 [2] (0:11.59)	0:12.58 [2] (0:12.58)
Average Speed [km/h]	44.1	68.2	66.2	63.9	62.2	57.0
Top Speed [km/h]	66.0	69.1	67.9	66.4	66.1	60.4
Avg. Dist. to Rail [m]	3.5	1.4	0.3	0.5	1.4	1.5
Avg. Stride Freq. [Hz]	2.3	2.5	2.4	2.4	2.4	2.4
Avg. Stride Length [m]	5.3	7.5	7.6	7.4	7.1	6.7



- [] Ranking at each section and finish
- .-.- No data available at this section
- NA No data available



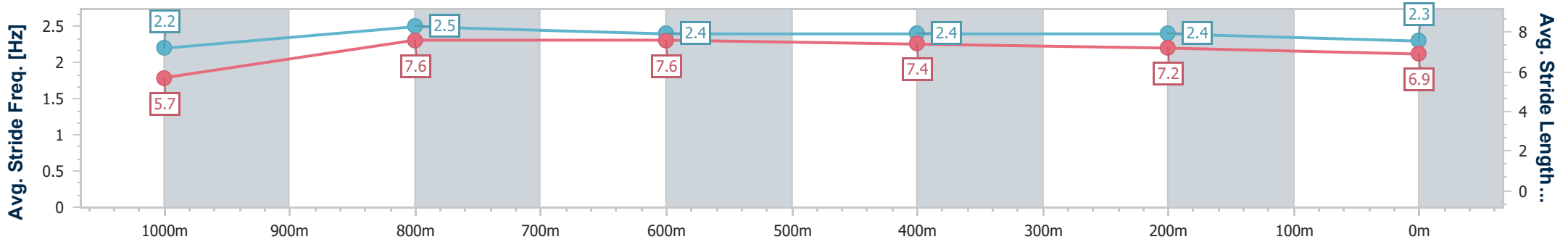
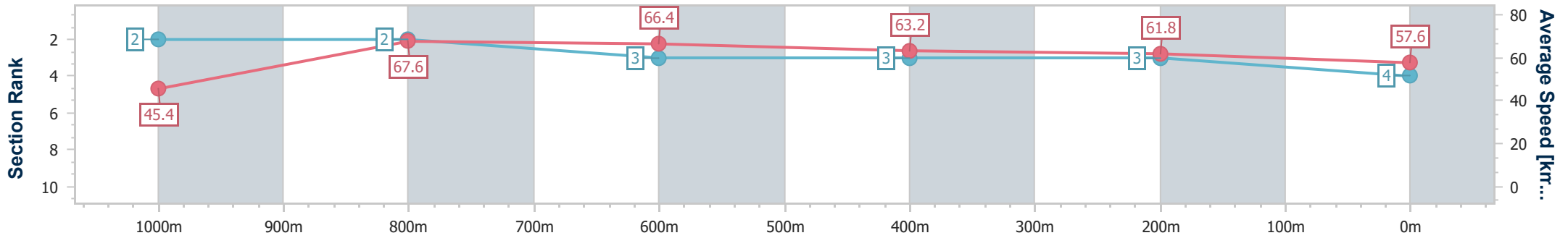
Horse/Jockey Name	Gallery Master
Final Rank	4
Fastest Section Time (Section)	0:07.99 (Overall)
Top Speed [km/h] (Section)	69.2 (1000m)
Race State	Finished



Sunshine Coast Poly Track QLD Professional
 Race 2: NOOSA HEADS SLSC Class 2 Handicap - 1100m
 18 August 2024 - 13:30
 Track Rating: Synthetic, Weather: Fine, Rail Position: True



Section	Overall	1000m	800m	600m	400m	200m
Section Times	1:05.08 [4] (0:07.99)	0:57.09 [2] (0:10.65)	0:46.44 [2] (0:11.02)	0:35.42 [3] (0:11.31)	0:24.11 [3] (0:11.65)	0:12.46 [3] (0:12.46)
Average Speed [km/h]	45.4	67.6	66.4	63.2	61.8	57.6
Top Speed [km/h]	64.6	69.2	68.3	64.8	63.8	60.4
Avg. Dist. to Rail [m]	4.8	3.2	2.6	1.4	2.2	4.1
Avg. Stride Freq. [Hz]	2.2	2.5	2.4	2.4	2.4	2.3
Avg. Stride Length [m]	5.7	7.6	7.6	7.4	7.2	6.9



- [] Ranking at each section and finish
- .-.- No data available at this section
- NA No data available



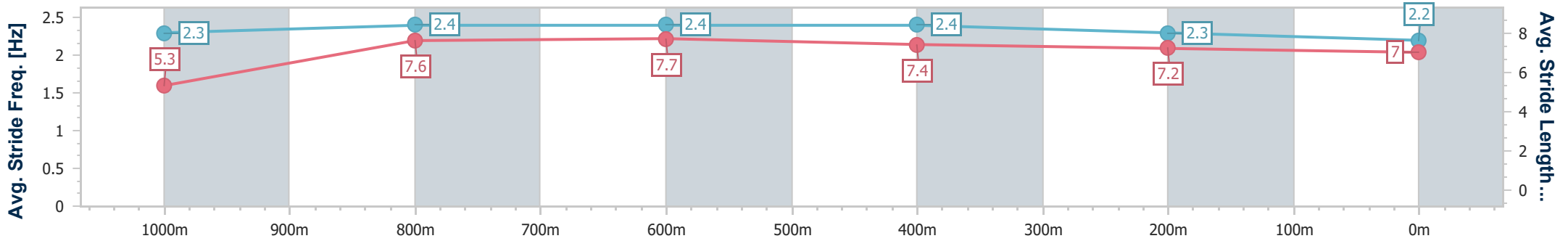
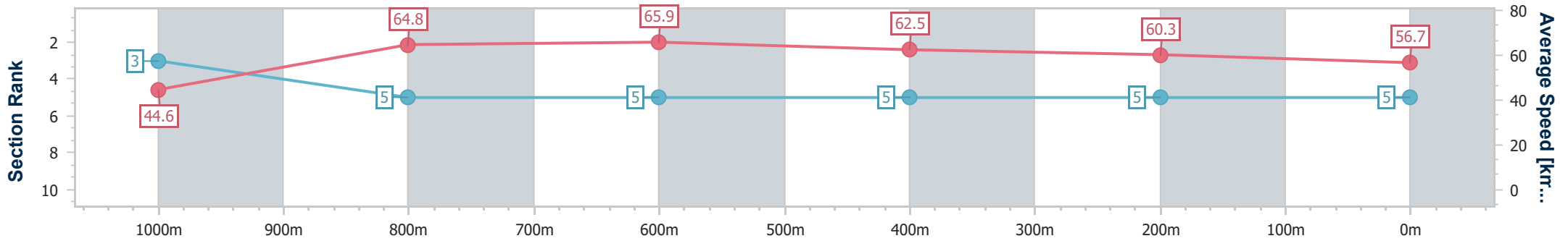
Horse/Jockey Name	Super Rupert
Final Rank	5
Fastest Section Time (Section)	0:08.08 (Overall)
Top Speed [km/h] (Section)	67.1 (800m)
Race State	Finished



Sunshine Coast Poly Track QLD Professional
 Race 2: NOOSA HEADS SLSC Class 2 Handicap - 1100m
 18 August 2024 - 13:30
 Track Rating: Synthetic, Weather: Fine, Rail Position: True



Section	Overall	1000m	800m	600m	400m	200m
Section Times	1:06.42 [5] (0:08.08)	0:58.34 [3] (0:11.09)	0:47.25 [5] (0:11.10)	0:36.15 [5] (0:11.60)	0:24.55 [5] (0:11.92)	0:12.63 [5] (0:12.63)
Average Speed [km/h]	44.6	64.8	65.9	62.5	60.3	56.7
Top Speed [km/h]	62.8	66.3	67.1	64.4	62.4	58.9
Avg. Dist. to Rail [m]	4.6	3.5	1.9	0.8	1.4	2.9
Avg. Stride Freq. [Hz]	2.3	2.4	2.4	2.4	2.3	2.2
Avg. Stride Length [m]	5.3	7.6	7.7	7.4	7.2	7.0



- [] Ranking at each section and finish
- .-.- No data available at this section
- NA No data available



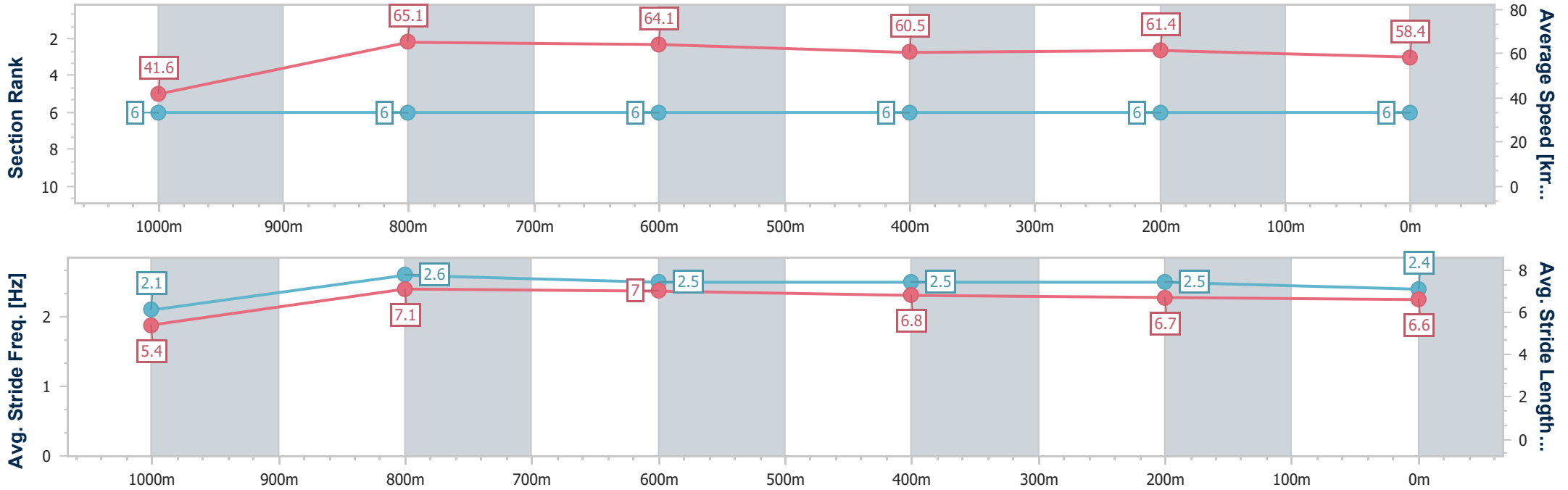
Horse/Jockey Name	Red Gadget
Final Rank	6
Fastest Section Time (Section)	0:08.66 (Overall)
Top Speed [km/h] (Section)	67.8 (1000m)
Race State	Finished



Sunshine Coast Poly Track QLD Professional
 Race 2: NOOSA HEADS SLSC Class 2 Handicap - 1100m
 18 August 2024 - 13:30
 Track Rating: Synthetic, Weather: Fine, Rail Position: True



Section	Overall	1000m	800m	600m	400m	200m
Section Times	1:07.03 [6] (0:08.66)	0:58.37 [6] (0:11.09)	0:47.28 [6] (0:11.35)	0:35.93 [6] (0:11.89)	0:24.04 [6] (0:11.72)	0:12.32 [6] (0:12.32)
Average Speed [km/h]	41.6	65.1	64.1	60.5	61.4	58.4
Top Speed [km/h]	60.1	67.8	65.9	62.5	62.9	60.8
Avg. Dist. to Rail [m]	5.7	3.9	2.0	1.3	4.9	6.6
Avg. Stride Freq. [Hz]	2.1	2.6	2.5	2.5	2.5	2.4
Avg. Stride Length [m]	5.4	7.1	7.0	6.8	6.7	6.6



- [] Ranking at each section and finish
- .-.- No data available at this section
- NA No data available