



Sunshine Coast Poly Track QLD Professional

Race 1: IN NOOSA Maiden Plate - 1000m

18 August 2024 - 13:03



Track Rating: Synthetic, Weather: Fine, Rail Position: True

Section											Last 600m		
Field Times		Overall	800m	600m	400m	200m							
		0:58.72 (0:13.36)	0:45.36 (0:11.12)	0:34.24 (0:11.60)	0:22.64 (0:11.01)	0:11.63 (0:11.63)						0:34.24	
Rank	TAB	Horse/Jockey	Barrier	Top Speed [km/h]	Fastest Section							Margin	Distance Travelled [m]
1	4	ADORADEC James Orman	3	69.2 800m	0:11.01 400m	0:58.72 [1] (0:13.42)	0:45.30 [2] (0:11.06)	0:34.24 [1] (0:11.60)	0:22.64 [1] (0:11.01)	0:11.63 [1] (0:11.63)	0:58.72	0:34.24	
2	5	ELAEA Cody Collis	9	68.2 800m	0:11.07 400m	0:58.83 [2] (0:13.48)	0:45.35 [4] (0:11.19)	0:34.16 [3] (0:11.62)	0:22.54 [3] (0:11.07)	0:11.47 [2] (0:11.47)	0.5L	0:34.16	+3
3	8	TE PANI Andrew Mallyon	12	70.0 Overall	0:11.07 400m	0:59.01 [3] (0:13.36)	0:45.65 [1] (0:11.43)	0:34.22 [4] (0:11.51)	0:22.71 [4] (0:11.07)	0:11.64 [3] (0:11.64)	1.5L	0:34.22	+5
4	3	TOMYDONKA Madeleine Wishart	14	67.7 800m	0:11.28 400m	0:59.53 [4] (0:13.60)	0:45.93 [6] (0:11.37)	0:34.56 [6] (0:11.50)	0:23.06 [6] (0:11.28)	0:11.78 [4] (0:11.78)	4.5L	0:34.56	+9
5	1	DANE ROAD Dale Smith	1	68.6 800m	0:11.15 800m	0:59.66 [5] (0:13.85)	0:45.81 [7] (0:11.15)	0:34.66 [7] (0:11.48)	0:23.18 [7] (0:11.36)	0:11.82 [6] (0:11.82)	5L	0:34.66	+1
6	13	SHE'S MY LADY Brooke Ainsworth	4	69.8 Overall	0:11.16 800m	1:00.25 [6] (0:13.43)	0:46.82 [3] (0:11.16)	0:35.66 [2] (0:11.65)	0:24.01 [2] (0:11.59)	0:12.42 [5] (0:12.42)	8.3L	0:35.66	+5
7	12	NANA POWER Nathan Thomas	10	68.4 800m	0:11.27 800m	1:00.35 [7] (0:13.57)	0:46.78 [5] (0:11.27)	0:35.51 [5] (0:11.63)	0:23.88 [5] (0:11.39)	0:12.49 [7] (0:12.49)	8.8L	0:35.51	+7
8	11	SAVANNAH GANGSTER Jake Bayliss	7	65.6 400m	0:11.34 400m	1:00.47 [8] (0:14.18)	0:46.29 [12] (0:11.58)	0:34.71 [12] (0:11.42)	0:23.29 [10] (0:11.34)	0:11.95 [9] (0:11.95)	9.3L	0:34.71	+5
9	6	MISS LINNY Kyle Wilson-Taylor	8	66.2 800m	0:11.31 400m	1:00.49 [9] (0:13.93)	0:46.56 [11] (0:11.40)	0:35.16 [9] (0:11.55)	0:23.61 [8] (0:11.31)	0:12.30 [8] (0:12.30)	9.4L	0:35.16	+1
10	10	REDLIGHTS ON Samantha Collett	5	67.7 Overall	0:11.37 800m	1:00.61 [10] (0:13.86)	0:46.75 [8] (0:11.37)	0:35.38 [8] (0:11.85)	0:23.53 [9] (0:11.62)	0:11.91 [11] (0:11.91)	9.9L	0:35.38	+1

Scratched: Pumicestone Road (#9), Hank The Hustler (#14)

[] Ranking at each section and finish
 -:-:- No data available at this section
 NA No data available

SCN Saddle cloth number
 DNF Did not finish
 DNT Did not track



Sunshine Coast Poly Track QLD Professional

Race 1: IN NOOSA Maiden Plate - 1000m

18 August 2024 - 13:03



Track Rating: Synthetic, Weather: Fine, Rail Position: True

Section		Overall	800m	600m	400m	200m	Last 600m					
Field Times		0:58.72 (0:13.36)	0:45.36 (0:11.12)	0:34.24 (0:11.60)	0:22.64 (0:11.01)	0:11.63 (0:11.63)	0:34.24					
Rank	TAB Horse/Jockey	Barrier	Top Speed [km/h]	Fastest Section	Margin					Distance Travelled [m]		
11	7 MISTY GOLD Damien Boutet	13	66.6 800m	0:11.44 400m	1:00.78 [11] (0:13.92)	0:46.86 [10] (0:11.57)	0:35.29 [11] (0:11.75)	0:23.54 [11] (0:11.44)	0:12.10 [10] (0:12.10)	10.7L	0:35.29	+13
12	2 DAUNTING INSTINCT Shania Willis	6	64.7 Overall	0:11.55 800m	1:01.93 [12] (0:13.86)	0:48.07 [9] (0:11.55)	0:36.52 [10] (0:11.86)	0:24.66 [12] (0:12.02)	0:12.64 [12] (0:12.64)	17.5L	0:36.52	+1

Scratched: Pumicestone Road (#9), Hank The Hustler (#14)

[] Ranking at each section and finish
 -:-:-:- No data available at this section
 NA No data available

SCN Saddle cloth number
 DNF Did not finish
 DNT Did not track



Horse/Jockey Name	Adoradec
Final Rank	1
Fastest Section Time (Section)	0:11.01 (400m)
Top Speed [km/h] (Section)	69.2 (800m)
Race State	Finished



Sunshine Coast Poly Track QLD Professional

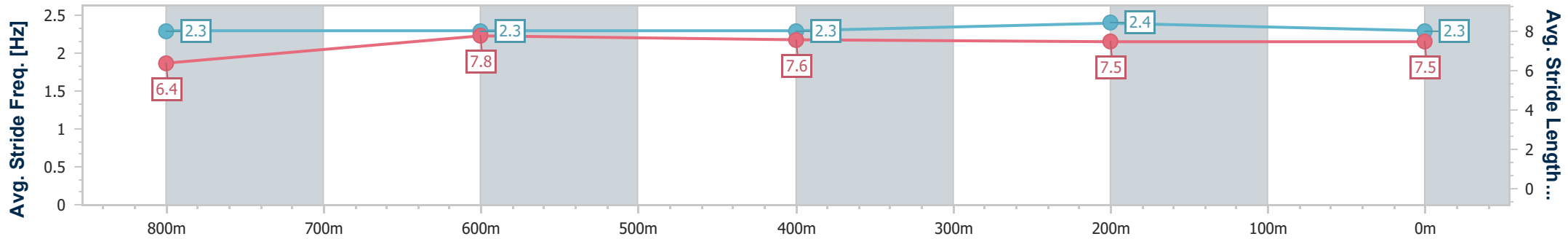
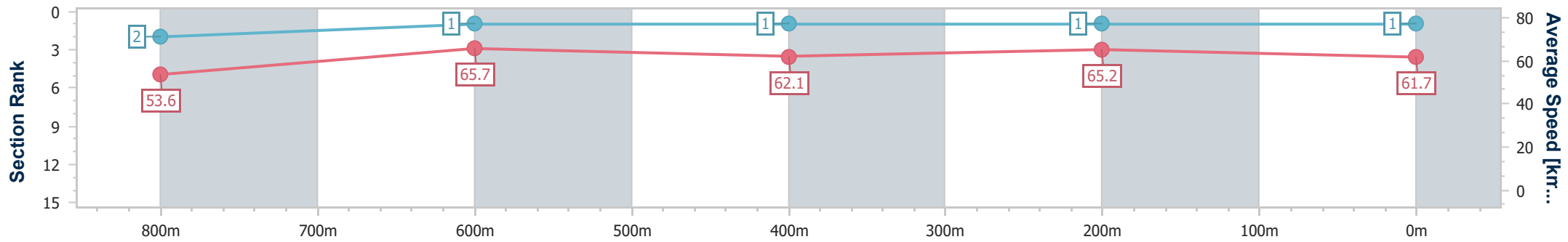
Race 1: IN NOOSA Maiden Plate - 1000m

18 August 2024 - 13:03

Track Rating: Synthetic, Weather: Fine, Rail Position: True



Section	Overall	800m	600m	400m	200m
Section Times	0:58.72 [1] (0:13.42)	0:45.30 [2] (0:11.06)	0:34.24 [1] (0:11.60)	0:22.64 [1] (0:11.01)	0:11.63 [1] (0:11.63)
Average Speed [km/h]	53.6	65.7	62.1	65.2	61.7
Top Speed [km/h]	68.7	69.2	63.4	66.1	64.7
Avg. Dist. to Rail [m]	3.6	0.8	0.3	0.2	0.5
Avg. Stride Freq. [Hz]	2.3	2.3	2.3	2.4	2.3
Avg. Stride Length [m]	6.4	7.8	7.6	7.5	7.5



- [] Ranking at each section and finish
- .-.-.- No data available at this section
- NA No data available



Horse/Jockey Name	Elaea
Final Rank	2
Fastest Section Time (Section)	0:11.07 (400m)
Top Speed [km/h] (Section)	68.2 (800m)
Race State	Finished



Sunshine Coast Poly Track QLD Professional

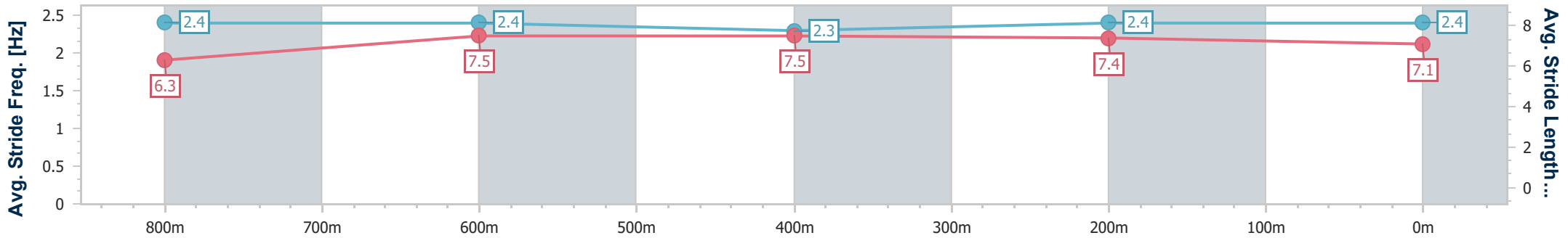
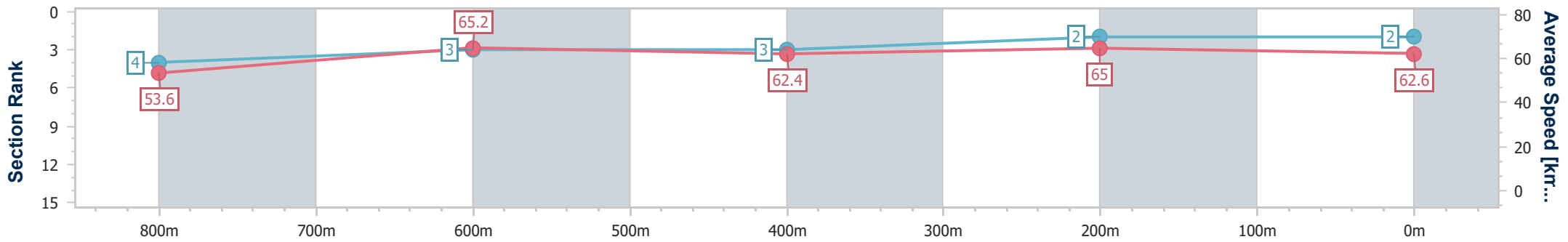
Race 1: IN NOOSA Maiden Plate - 1000m

18 August 2024 - 13:03

Track Rating: Synthetic, Weather: Fine, Rail Position: True



Section	Overall	800m	600m	400m	200m
Section Times	0:58.83 [2] (0:13.48)	0:45.35 [4] (0:11.19)	0:34.16 [3] (0:11.62)	0:22.54 [3] (0:11.07)	0:11.47 [2] (0:11.47)
Average Speed [km/h]	53.6	65.2	62.4	65.0	62.6
Top Speed [km/h]	68.2	68.2	63.6	66.2	65.6
Avg. Dist. to Rail [m]	7.2	2.1	0.6	0.8	2.9
Avg. Stride Freq. [Hz]	2.4	2.4	2.3	2.4	2.4
Avg. Stride Length [m]	6.3	7.5	7.5	7.4	7.1



- [] Ranking at each section and finish
- .-.- No data available at this section
- NA No data available



Horse/Jockey Name	Te Pani
Final Rank	3
Fastest Section Time (Section)	0:11.07 (400m)
Top Speed [km/h] (Section)	70.0 (Overall)
Race State	Finished



Sunshine Coast Poly Track QLD Professional

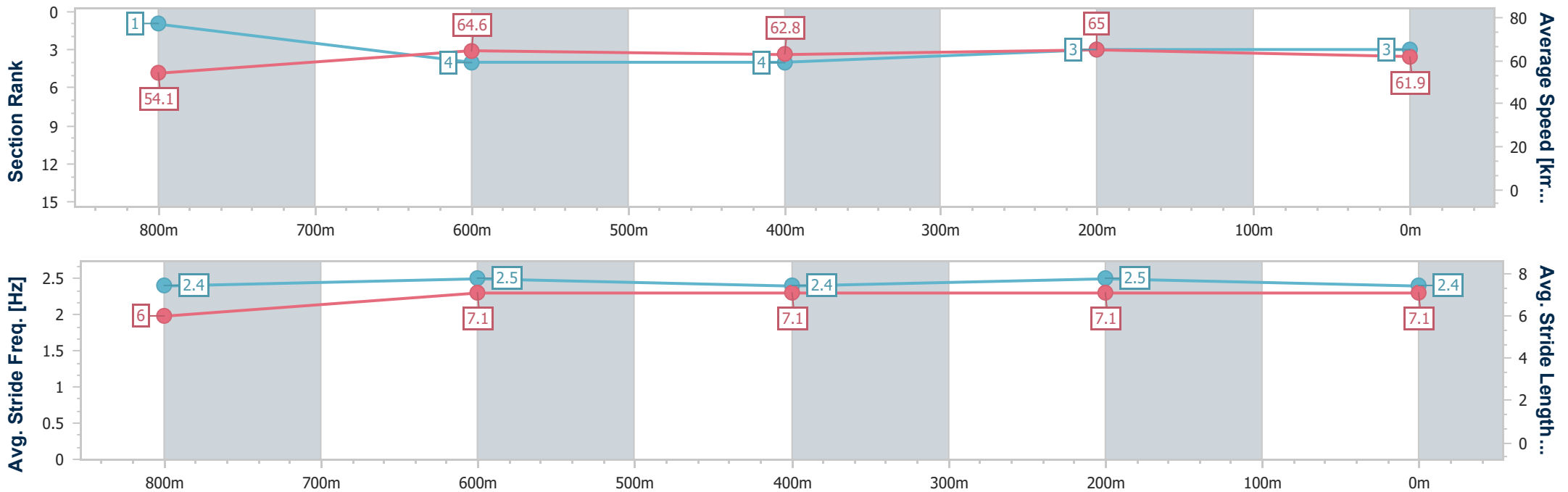
Race 1: IN NOOSA Maiden Plate - 1000m

18 August 2024 - 13:03

Track Rating: Synthetic, Weather: Fine, Rail Position: True



Section	Overall	800m	600m	400m	200m
Section Times	0:59.01 [3] (0:13.36)	0:45.65 [1] (0:11.43)	0:34.22 [4] (0:11.51)	0:22.71 [4] (0:11.07)	0:11.64 [3] (0:11.64)
Average Speed [km/h]	54.1	64.6	62.8	65.0	61.9
Top Speed [km/h]	70.0	68.7	64.1	66.1	64.6
Avg. Dist. to Rail [m]	9.2	3.5	0.5	0.3	2.2
Avg. Stride Freq. [Hz]	2.4	2.5	2.4	2.5	2.4
Avg. Stride Length [m]	6.0	7.1	7.1	7.1	7.1



- [] Ranking at each section and finish
- .-.- No data available at this section
- NA No data available



Horse/Jockey Name	Tomydonka
Final Rank	4
Fastest Section Time (Section)	0:11.28 (400m)
Top Speed [km/h] (Section)	67.7 (800m)
Race State	Finished



Sunshine Coast Poly Track QLD Professional

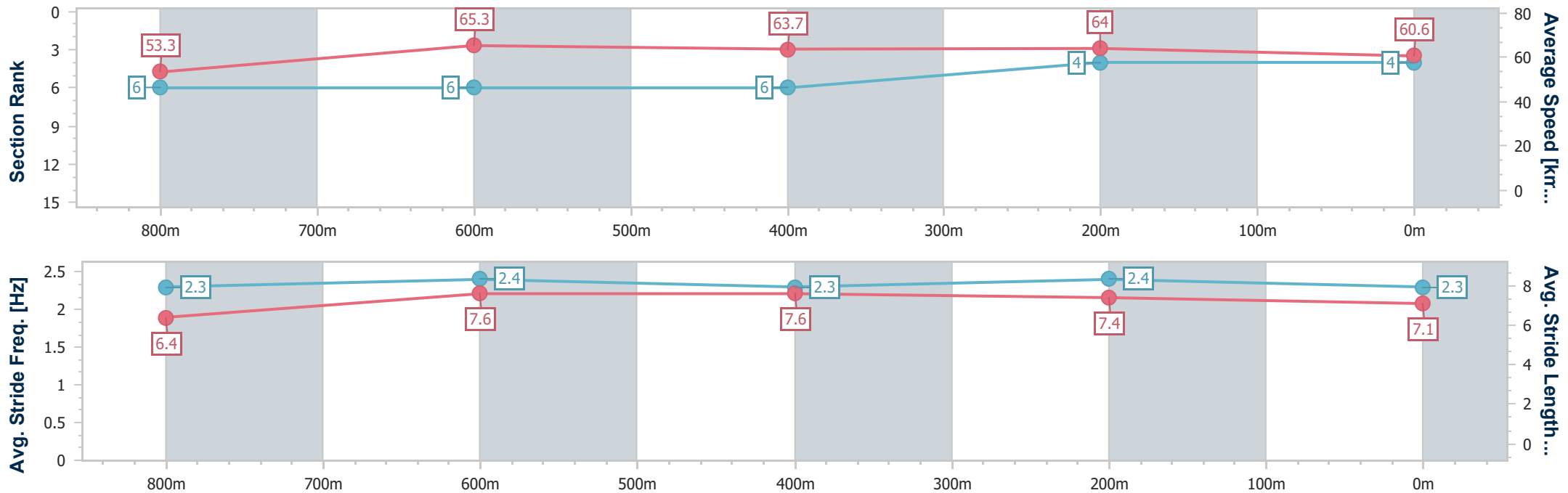
Race 1: IN NOOSA Maiden Plate - 1000m

18 August 2024 - 13:03

Track Rating: Synthetic, Weather: Fine, Rail Position: True



Section	Overall	800m	600m	400m	200m
Section Times	0:59.53 [4] (0:13.60)	0:45.93 [6] (0:11.37)	0:34.56 [6] (0:11.50)	0:23.06 [6] (0:11.28)	0:11.78 [4] (0:11.78)
Average Speed [km/h]	53.3	65.3	63.7	64.0	60.6
Top Speed [km/h]	66.8	67.7	64.8	65.3	63.1
Avg. Dist. to Rail [m]	10.8	4.5	3.0	4.5	4.3
Avg. Stride Freq. [Hz]	2.3	2.4	2.3	2.4	2.3
Avg. Stride Length [m]	6.4	7.6	7.6	7.4	7.1



- [] Ranking at each section and finish
- .-.- No data available at this section
- NA No data available



Horse/Jockey Name	Dane Road
Final Rank	5
Fastest Section Time (Section)	0:11.15 (800m)
Top Speed [km/h] (Section)	68.6 (800m)
Race State	Finished



Sunshine Coast Poly Track QLD Professional

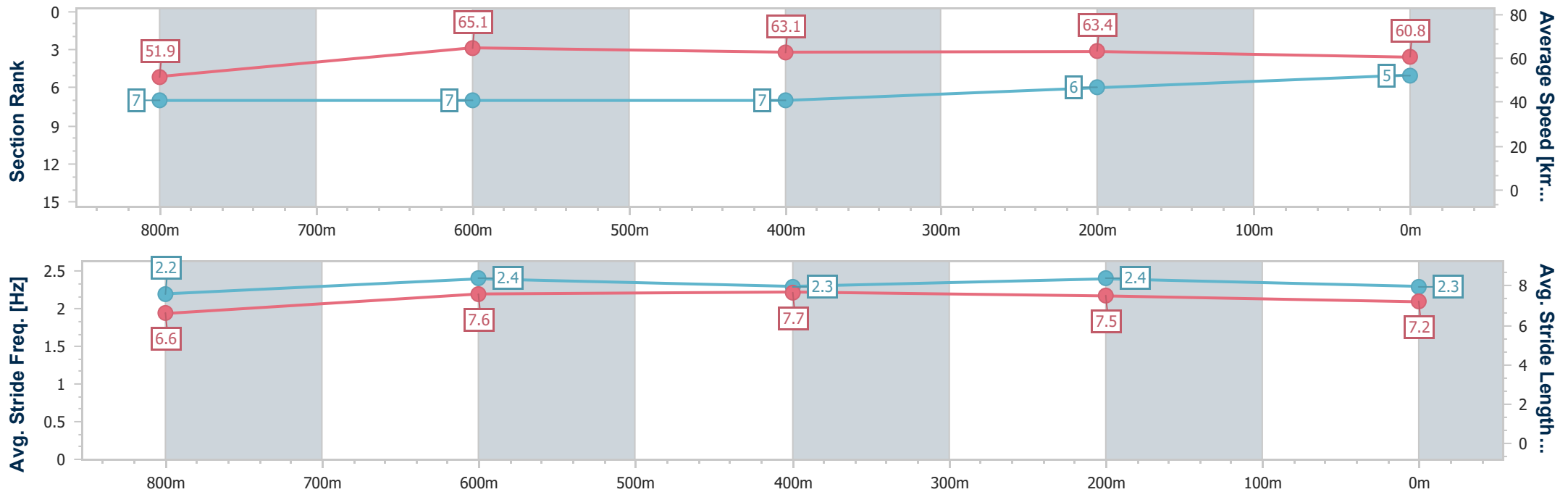
Race 1: IN NOOSA Maiden Plate - 1000m

18 August 2024 - 13:03

Track Rating: Synthetic, Weather: Fine, Rail Position: True



Section	Overall	800m	600m	400m	200m
Section Times	0:59.66 [5] (0:13.85)	0:45.81 [7] (0:11.15)	0:34.66 [7] (0:11.48)	0:23.18 [7] (0:11.36)	0:11.82 [6] (0:11.82)
Average Speed [km/h]	51.9	65.1	63.1	63.4	60.8
Top Speed [km/h]	67.2	68.6	64.3	64.8	62.3
Avg. Dist. to Rail [m]	2.5	1.1	0.7	2.5	1.7
Avg. Stride Freq. [Hz]	2.2	2.4	2.3	2.4	2.3
Avg. Stride Length [m]	6.6	7.6	7.7	7.5	7.2



- [] Ranking at each section and finish
- .-.- No data available at this section
- NA No data available



Horse/Jockey Name	She's My Lady
Final Rank	6
Fastest Section Time (Section)	0:11.16 (800m)
Top Speed [km/h] (Section)	69.8 (Overall)
Race State	Finished



Sunshine Coast Poly Track QLD Professional

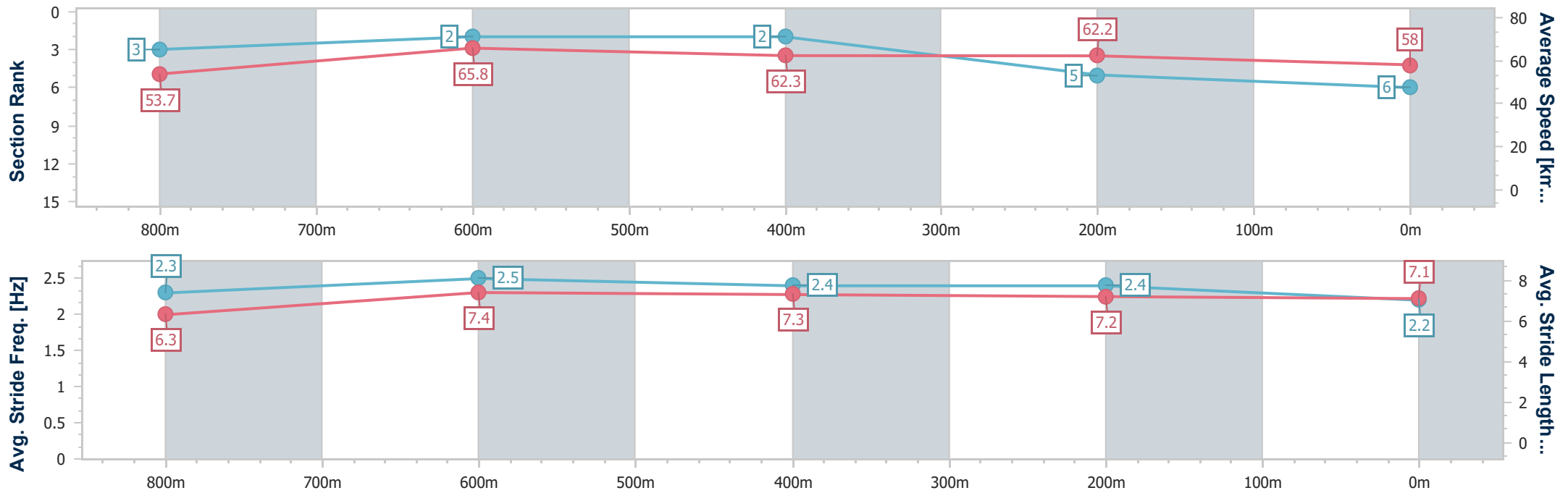
Race 1: IN NOOSA Maiden Plate - 1000m

18 August 2024 - 13:03

Track Rating: Synthetic, Weather: Fine, Rail Position: True



Section	Overall	800m	600m	400m	200m
Section Times	1:00.25 [6] (0:13.43)	0:46.82 [3] (0:11.16)	0:35.66 [2] (0:11.65)	0:24.01 [2] (0:11.59)	0:12.42 [5] (0:12.42)
Average Speed [km/h]	53.7	65.8	62.3	62.2	58.0
Top Speed [km/h]	69.8	68.7	63.0	62.8	61.1
Avg. Dist. to Rail [m]	4.8	2.9	1.2	0.8	1.2
Avg. Stride Freq. [Hz]	2.3	2.5	2.4	2.4	2.2
Avg. Stride Length [m]	6.3	7.4	7.3	7.2	7.1



- [] Ranking at each section and finish
- .-.- No data available at this section
- NA No data available



Horse/Jockey Name	Nana Power
Final Rank	7
Fastest Section Time (Section)	0:11.27 (800m)
Top Speed [km/h] (Section)	68.4 (800m)
Race State	Finished



Sunshine Coast Poly Track QLD Professional

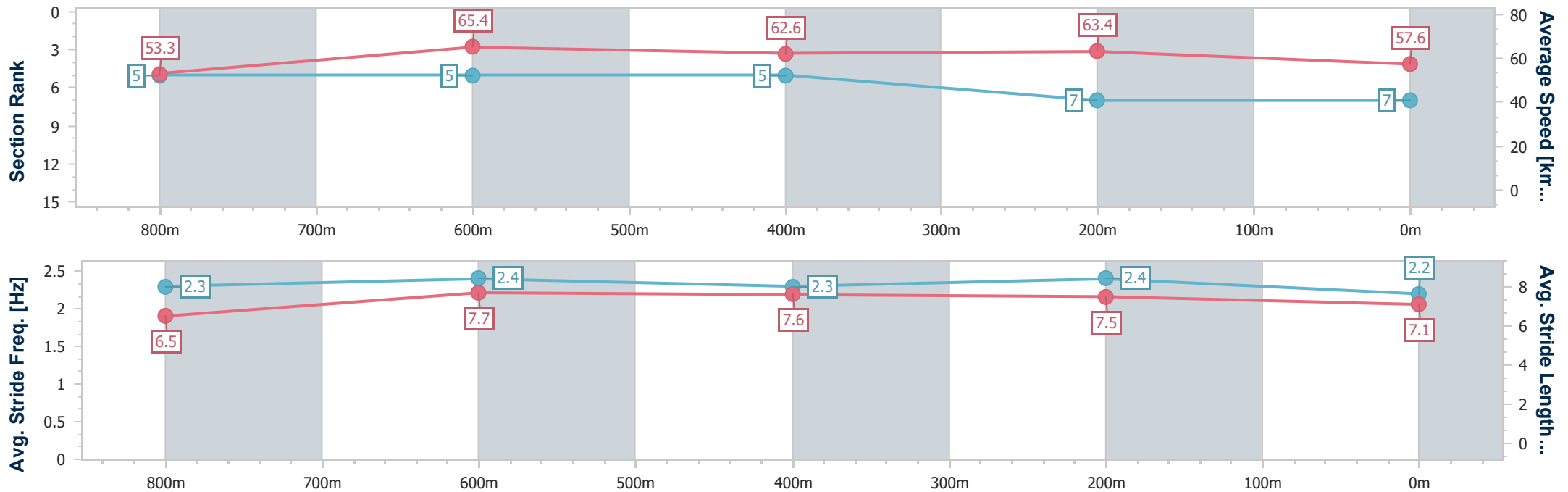
Race 1: IN NOOSA Maiden Plate - 1000m

18 August 2024 - 13:03

Track Rating: Synthetic, Weather: Fine, Rail Position: True



Section	Overall	800m	600m	400m	200m
Section Times	1:00.35 [7] (0:13.57)	0:46.78 [5] (0:11.27)	0:35.51 [5] (0:11.63)	0:23.88 [5] (0:11.39)	0:12.49 [7] (0:12.49)
Average Speed [km/h]	53.3	65.4	62.6	63.4	57.6
Top Speed [km/h]	67.5	68.4	64.0	64.3	60.5
Avg. Dist. to Rail [m]	8.9	3.9	1.7	3.4	4.2
Avg. Stride Freq. [Hz]	2.3	2.4	2.3	2.4	2.2
Avg. Stride Length [m]	6.5	7.7	7.6	7.5	7.1



- [] Ranking at each section and finish
- .-.- No data available at this section
- NA No data available



Horse/Jockey Name	Savannah Gangster
Final Rank	8
Fastest Section Time (Section)	0:11.34 (400m)
Top Speed [km/h] (Section)	65.6 (400m)
Race State	Finished



Sunshine Coast Poly Track QLD Professional

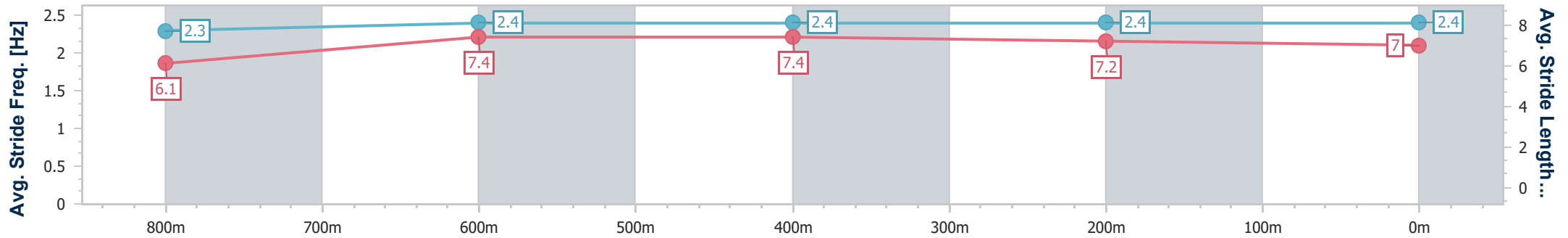
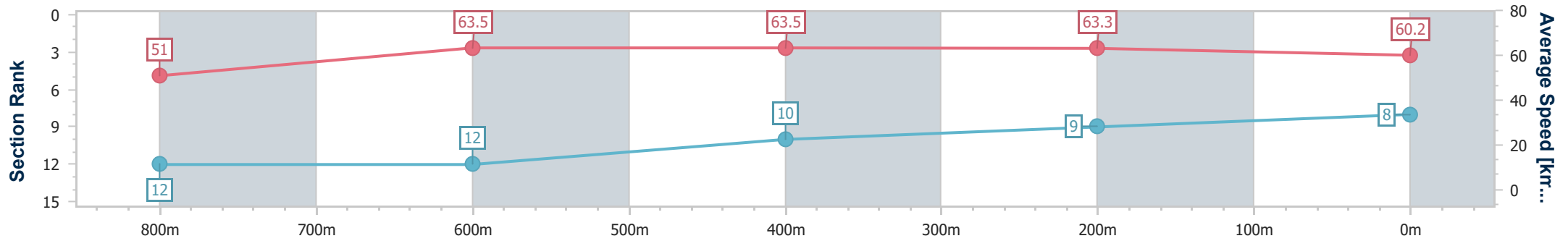
Race 1: IN NOOSA Maiden Plate - 1000m

18 August 2024 - 13:03

Track Rating: Synthetic, Weather: Fine, Rail Position: True



Section	Overall	800m	600m	400m	200m
Section Times	1:00.47 [8] (0:14.18)	0:46.29 [12] (0:11.58)	0:34.71 [12] (0:11.42)	0:23.29 [10] (0:11.34)	0:11.95 [9] (0:11.95)
Average Speed [km/h]	51.0	63.5	63.5	63.3	60.2
Top Speed [km/h]	64.6	64.8	65.5	65.6	61.8
Avg. Dist. to Rail [m]	6.3	3.4	0.6	4.1	4.9
Avg. Stride Freq. [Hz]	2.3	2.4	2.4	2.4	2.4
Avg. Stride Length [m]	6.1	7.4	7.4	7.2	7.0



- [] Ranking at each section and finish
- .-.- No data available at this section
- NA No data available



Horse/Jockey Name	Miss Linny
Final Rank	9
Fastest Section Time (Section)	0:11.31 (400m)
Top Speed [km/h] (Section)	66.2 (800m)
Race State	Finished



Sunshine Coast Poly Track QLD Professional

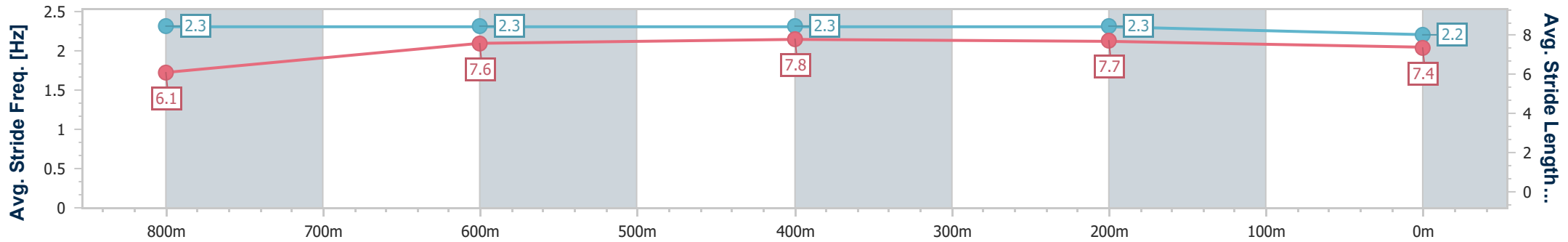
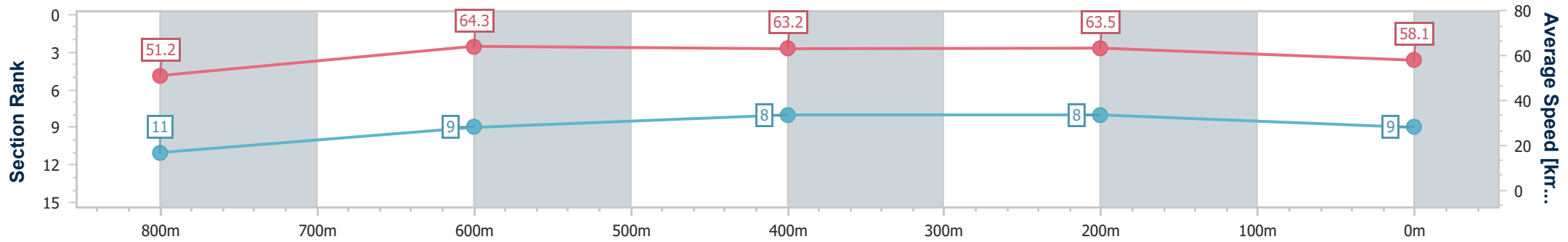
Race 1: IN NOOSA Maiden Plate - 1000m

18 August 2024 - 13:03

Track Rating: Synthetic, Weather: Fine, Rail Position: True



Section	Overall	800m	600m	400m	200m
Section Times	1:00.49 [9] (0:13.93)	0:46.56 [11] (0:11.40)	0:35.16 [9] (0:11.55)	0:23.61 [8] (0:11.31)	0:12.30 [8] (0:12.30)
Average Speed [km/h]	51.2	64.3	63.2	63.5	58.1
Top Speed [km/h]	61.4	66.2	65.7	64.6	64.3
Avg. Dist. to Rail [m]	7.6	4.3	1.9	1.6	1.8
Avg. Stride Freq. [Hz]	2.3	2.3	2.3	2.3	2.2
Avg. Stride Length [m]	6.1	7.6	7.8	7.7	7.4



- [] Ranking at each section and finish
- .-.- No data available at this section
- NA No data available



Horse/Jockey Name	Redlights On
Final Rank	10
Fastest Section Time (Section)	0:11.37 (800m)
Top Speed [km/h] (Section)	67.7 (Overall)
Race State	Finished



Sunshine Coast Poly Track QLD Professional

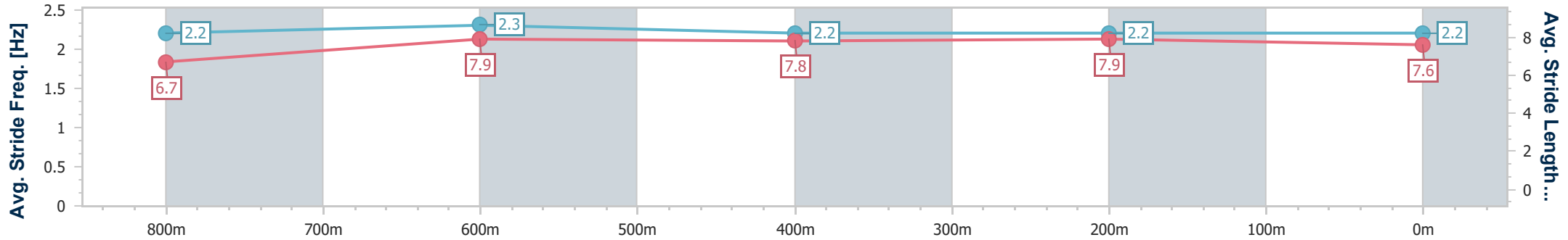
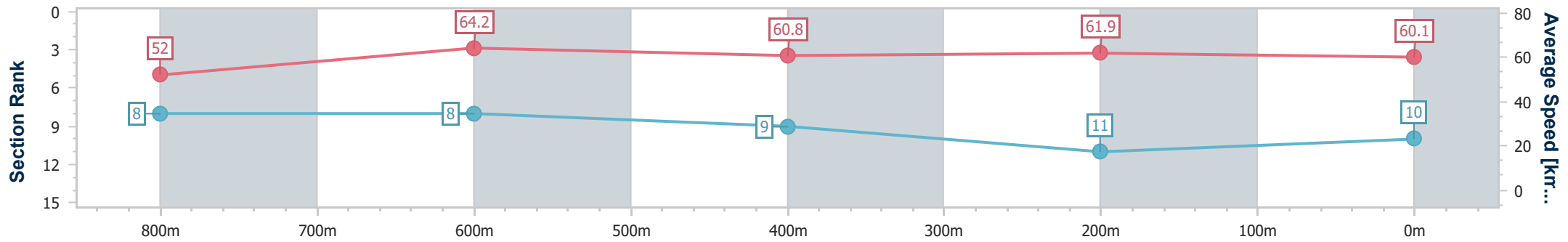
Race 1: IN NOOSA Maiden Plate - 1000m

18 August 2024 - 13:03

Track Rating: Synthetic, Weather: Fine, Rail Position: True



Section	Overall	800m	600m	400m	200m
Section Times	1:00.61 [10] (0:13.86)	0:46.75 [8] (0:11.37)	0:35.38 [8] (0:11.85)	0:23.53 [9] (0:11.62)	0:11.91 [11] (0:11.91)
Average Speed [km/h]	52.0	64.2	60.8	61.9	60.1
Top Speed [km/h]	67.7	67.7	62.0	62.8	61.6
Avg. Dist. to Rail [m]	4.3	1.7	0.3	2.4	4.1
Avg. Stride Freq. [Hz]	2.2	2.3	2.2	2.2	2.2
Avg. Stride Length [m]	6.7	7.9	7.8	7.9	7.6



- [] Ranking at each section and finish
- .-.- No data available at this section
- NA No data available



Horse/Jockey Name	Misty Gold
Final Rank	11
Fastest Section Time (Section)	0:11.44 (400m)
Top Speed [km/h] (Section)	66.6 (800m)
Race State	Finished



Sunshine Coast Poly Track QLD Professional

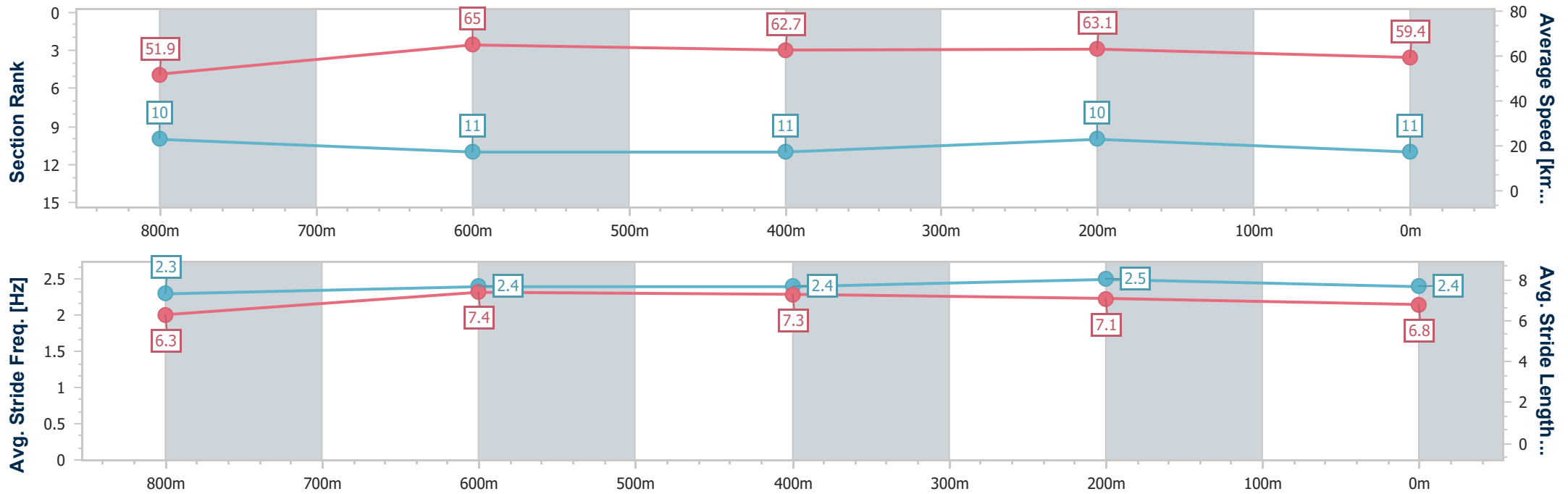
Race 1: IN NOOSA Maiden Plate - 1000m

18 August 2024 - 13:03

Track Rating: Synthetic, Weather: Fine, Rail Position: True



Section	Overall	800m	600m	400m	200m
Section Times	1:00.78 [11] (0:13.92)	0:46.86 [10] (0:11.57)	0:35.29 [11] (0:11.75)	0:23.54 [11] (0:11.44)	0:12.10 [10] (0:12.10)
Average Speed [km/h]	51.9	65.0	62.7	63.1	59.4
Top Speed [km/h]	66.2	66.6	64.1	64.5	61.6
Avg. Dist. to Rail [m]	9.4	5.9	3.5	6.0	8.0
Avg. Stride Freq. [Hz]	2.3	2.4	2.4	2.5	2.4
Avg. Stride Length [m]	6.3	7.4	7.3	7.1	6.8



- [] Ranking at each section and finish
- .-.- No data available at this section
- NA No data available



Horse/Jockey Name	Daunting Instinct
Final Rank	12
Fastest Section Time (Section)	0:11.55 (800m)
Top Speed [km/h] (Section)	64.7 (Overall)
Race State	Finished



Sunshine Coast Poly Track QLD Professional

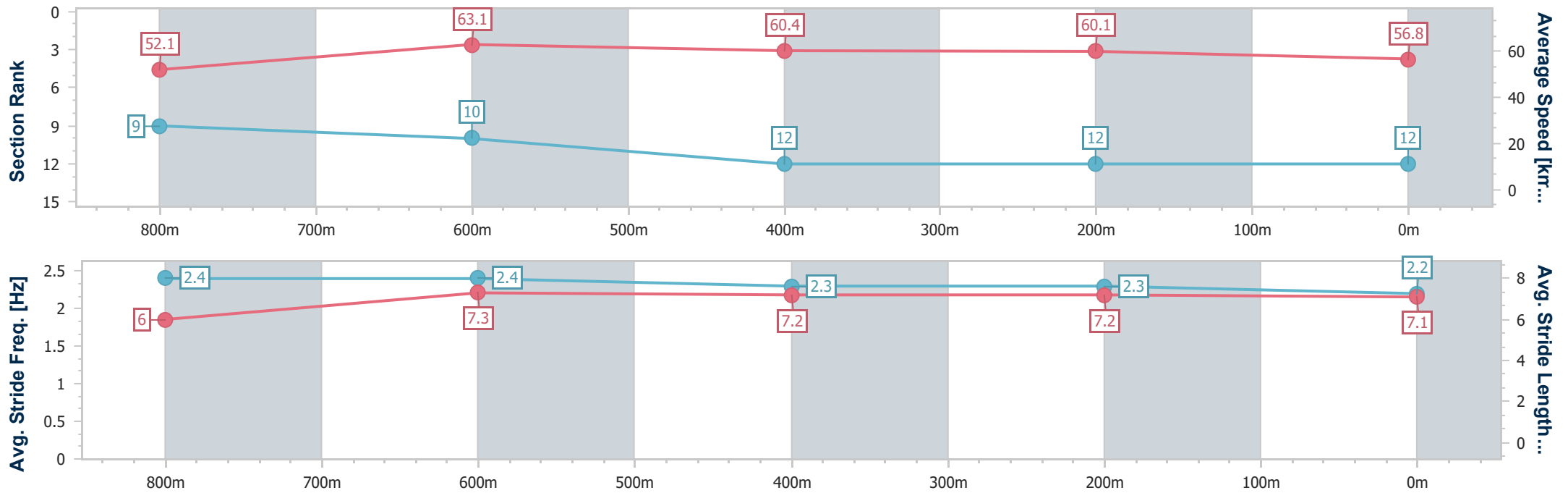
Race 1: IN NOOSA Maiden Plate - 1000m

18 August 2024 - 13:03

Track Rating: Synthetic, Weather: Fine, Rail Position: True



Section	Overall	800m	600m	400m	200m
Section Times	1:01.93 [12] (0:13.86)	0:48.07 [9] (0:11.55)	0:36.52 [10] (0:11.86)	0:24.66 [12] (0:12.02)	0:12.64 [12] (0:12.64)
Average Speed [km/h]	52.1	63.1	60.4	60.1	56.8
Top Speed [km/h]	64.7	64.6	61.0	61.0	59.4
Avg. Dist. to Rail [m]	5.9	2.3	0.8	0.3	0.6
Avg. Stride Freq. [Hz]	2.4	2.4	2.3	2.3	2.2
Avg. Stride Length [m]	6.0	7.3	7.2	7.2	7.1



- [] Ranking at each section and finish
- .-.- No data available at this section
- NA No data available