



Sunshine Coast Poly Track QLD Professional

Race 1: IN NOOSA Maiden Plate - 1000m

18 August 2024 - 13:03



Track Rating: Synthetic, Weather: Fine, Rail Position: True

Section											Last 600m		
Field Times		Overall	800m	600m	400m	200m						0:34.24	
		0:58.72 (0:13.36)	0:45.36 (0:11.12)	0:34.24 (0:11.60)	0:22.64 (0:11.01)	0:11.63 (0:11.63)							
Rank	TAB	Horse/Jockey	Barrier	Top Speed [km/h]	Fastest Section							Margin	Distance Travelled [m]
1	4	ADORADEC James Orman	3	69.2 800m	0:11.01 400m	0:58.72 [1] (0:13.42)	0:45.30 [2] (0:11.06)	0:34.24 [1] (0:11.60)	0:22.64 [1] (0:11.01)	0:11.63 [1] (0:11.63)	0:58.72	0:34.24	
2	5	ELAEA Cody Collis	9	68.2 800m	0:11.07 400m	0:58.83 [2] (0:13.48)	0:45.35 [4] (0:11.19)	0:34.16 [3] (0:11.62)	0:22.54 [3] (0:11.07)	0:11.47 [2] (0:11.47)	0.5L	0:34.16	+3
3	8	TE PANI Andrew Mallyon	12	70.0 Overall	0:11.07 400m	0:59.01 [3] (0:13.36)	0:45.65 [1] (0:11.43)	0:34.22 [4] (0:11.51)	0:22.71 [4] (0:11.07)	0:11.64 [3] (0:11.64)	1.5L	0:34.22	+5
4	3	TOMYDONKA Madeleine Wishart	14	67.7 800m	0:11.28 400m	0:59.53 [4] (0:13.60)	0:45.93 [6] (0:11.37)	0:34.56 [6] (0:11.50)	0:23.06 [6] (0:11.28)	0:11.78 [4] (0:11.78)	4.5L	0:34.56	+9
5	1	DANE ROAD Dale Smith	1	68.6 800m	0:11.15 800m	0:59.66 [5] (0:13.85)	0:45.81 [7] (0:11.15)	0:34.66 [7] (0:11.48)	0:23.18 [7] (0:11.36)	0:11.82 [6] (0:11.82)	5L	0:34.66	+1
6	13	SHE'S MY LADY Brooke Ainsworth	4	69.8 Overall	0:11.16 800m	1:00.25 [6] (0:13.43)	0:46.82 [3] (0:11.16)	0:35.66 [2] (0:11.65)	0:24.01 [2] (0:11.59)	0:12.42 [5] (0:12.42)	8.3L	0:35.66	+5
7	12	NANA POWER Nathan Thomas	10	68.4 800m	0:11.27 800m	1:00.35 [7] (0:13.57)	0:46.78 [5] (0:11.27)	0:35.51 [5] (0:11.63)	0:23.88 [5] (0:11.39)	0:12.49 [7] (0:12.49)	8.8L	0:35.51	+7
8	11	SAVANNAH GANGSTER Jake Bayliss	7	65.6 400m	0:11.34 400m	1:00.47 [8] (0:14.18)	0:46.29 [12] (0:11.58)	0:34.71 [12] (0:11.42)	0:23.29 [10] (0:11.34)	0:11.95 [9] (0:11.95)	9.3L	0:34.71	+5
9	6	MISS LINNY Kyle Wilson-Taylor	8	66.2 800m	0:11.31 400m	1:00.49 [9] (0:13.93)	0:46.56 [11] (0:11.40)	0:35.16 [9] (0:11.55)	0:23.61 [8] (0:11.31)	0:12.30 [8] (0:12.30)	9.4L	0:35.16	+1
10	10	REDLIGHTS ON Samantha Collett	5	67.7 Overall	0:11.37 800m	1:00.61 [10] (0:13.86)	0:46.75 [8] (0:11.37)	0:35.38 [8] (0:11.85)	0:23.53 [9] (0:11.62)	0:11.91 [11] (0:11.91)	9.9L	0:35.38	+1

Scratched: Pumicestone Road (#9), Hank The Hustler (#14)

[] Ranking at each section and finish
 -:-:- No data available at this section
 NA No data available

SCN Saddle cloth number
 DNF Did not finish
 DNT Did not track



Sunshine Coast Poly Track QLD Professional

Race 1: IN NOOSA Maiden Plate - 1000m

18 August 2024 - 13:03



Track Rating: Synthetic, Weather: Fine, Rail Position: True

Section		Overall	800m	600m	400m	200m	Last 600m					
Field Times		0:58.72 (0:13.36)	0:45.36 (0:11.12)	0:34.24 (0:11.60)	0:22.64 (0:11.01)	0:11.63 (0:11.63)	0:34.24					
Rank	TAB Horse/Jockey	Barrier	Top Speed [km/h]	Fastest Section	Margin					Distance Travelled [m]		
11	7 MISTY GOLD Damien Boutet	13	66.6 800m	0:11.44 400m	1:00.78 [11] (0:13.92)	0:46.86 [10] (0:11.57)	0:35.29 [11] (0:11.75)	0:23.54 [11] (0:11.44)	0:12.10 [10] (0:12.10)	10.7L	0:35.29	+13
12	2 DAUNTING INSTINCT Shania Willis	6	64.7 Overall	0:11.55 800m	1:01.93 [12] (0:13.86)	0:48.07 [9] (0:11.55)	0:36.52 [10] (0:11.86)	0:24.66 [12] (0:12.02)	0:12.64 [12] (0:12.64)	17.5L	0:36.52	+1

Scratched: Pumicestone Road (#9), Hank The Hustler (#14)

[] Ranking at each section and finish
 -:-:-:- No data available at this section
 NA No data available

SCN Saddle cloth number
 DNF Did not finish
 DNT Did not track



Horse/Jockey Name	Adoradec
Final Rank	1
Fastest Section Time (Section)	0:11.01 (400m)
Top Speed [km/h] (Section)	69.2 (800m)
Race State	Finished



Sunshine Coast Poly Track QLD Professional

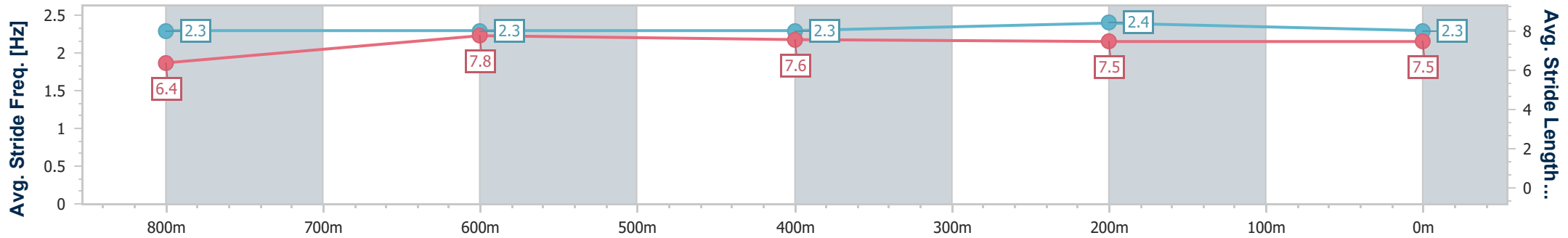
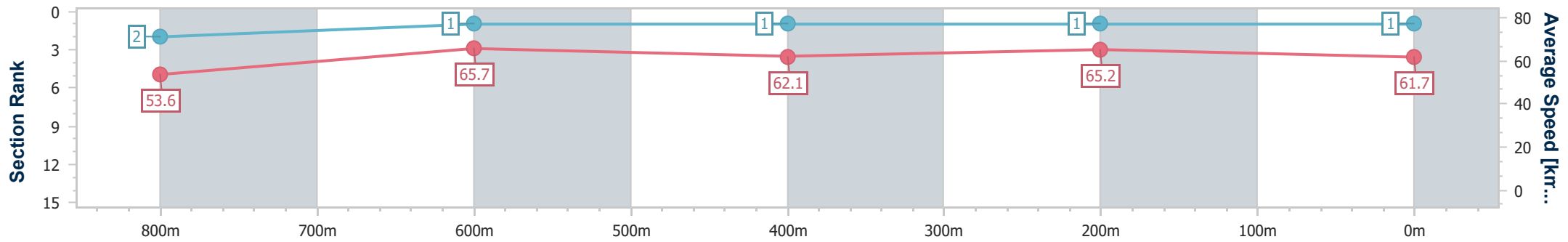
Race 1: IN NOOSA Maiden Plate - 1000m

18 August 2024 - 13:03

Track Rating: Synthetic, Weather: Fine, Rail Position: True



Section	Overall	800m	600m	400m	200m
Section Times	0:58.72 [1] (0:13.42)	0:45.30 [2] (0:11.06)	0:34.24 [1] (0:11.60)	0:22.64 [1] (0:11.01)	0:11.63 [1] (0:11.63)
Average Speed [km/h]	53.6	65.7	62.1	65.2	61.7
Top Speed [km/h]	68.7	69.2	63.4	66.1	64.7
Avg. Dist. to Rail [m]	3.6	0.8	0.3	0.2	0.5
Avg. Stride Freq. [Hz]	2.3	2.3	2.3	2.4	2.3
Avg. Stride Length [m]	6.4	7.8	7.6	7.5	7.5



- [] Ranking at each section and finish
- .-.-.- No data available at this section
- NA No data available



Horse/Jockey Name	Elaea
Final Rank	2
Fastest Section Time (Section)	0:11.07 (400m)
Top Speed [km/h] (Section)	68.2 (800m)
Race State	Finished



Sunshine Coast Poly Track QLD Professional

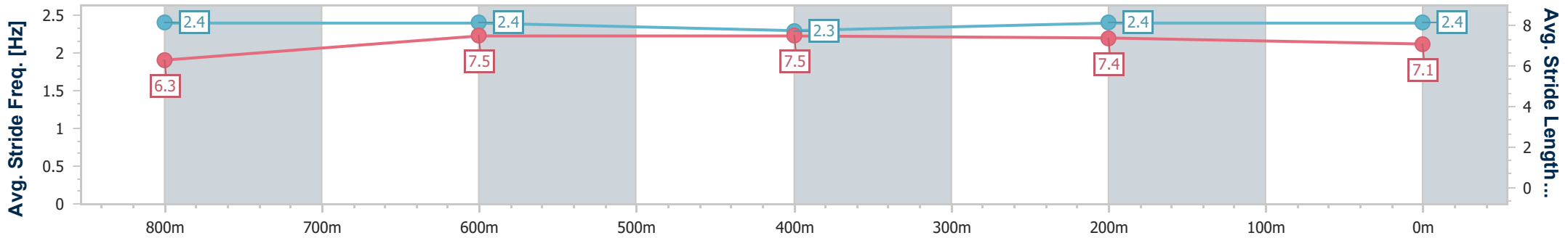
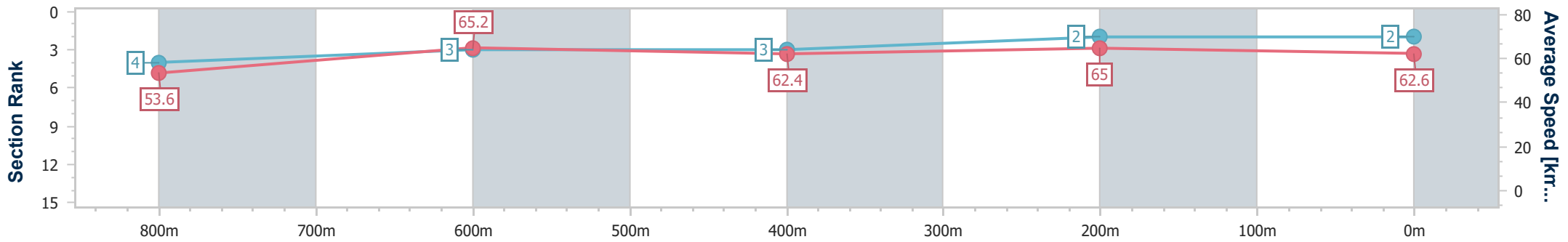
Race 1: IN NOOSA Maiden Plate - 1000m

18 August 2024 - 13:03

Track Rating: Synthetic, Weather: Fine, Rail Position: True



Section	Overall	800m	600m	400m	200m
Section Times	0:58.83 [2] (0:13.48)	0:45.35 [4] (0:11.19)	0:34.16 [3] (0:11.62)	0:22.54 [3] (0:11.07)	0:11.47 [2] (0:11.47)
Average Speed [km/h]	53.6	65.2	62.4	65.0	62.6
Top Speed [km/h]	68.2	68.2	63.6	66.2	65.6
Avg. Dist. to Rail [m]	7.2	2.1	0.6	0.8	2.9
Avg. Stride Freq. [Hz]	2.4	2.4	2.3	2.4	2.4
Avg. Stride Length [m]	6.3	7.5	7.5	7.4	7.1



- [] Ranking at each section and finish
- .-.- No data available at this section
- NA No data available



Horse/Jockey Name	Te Pani
Final Rank	3
Fastest Section Time (Section)	0:11.07 (400m)
Top Speed [km/h] (Section)	70.0 (Overall)
Race State	Finished



Sunshine Coast Poly Track QLD Professional

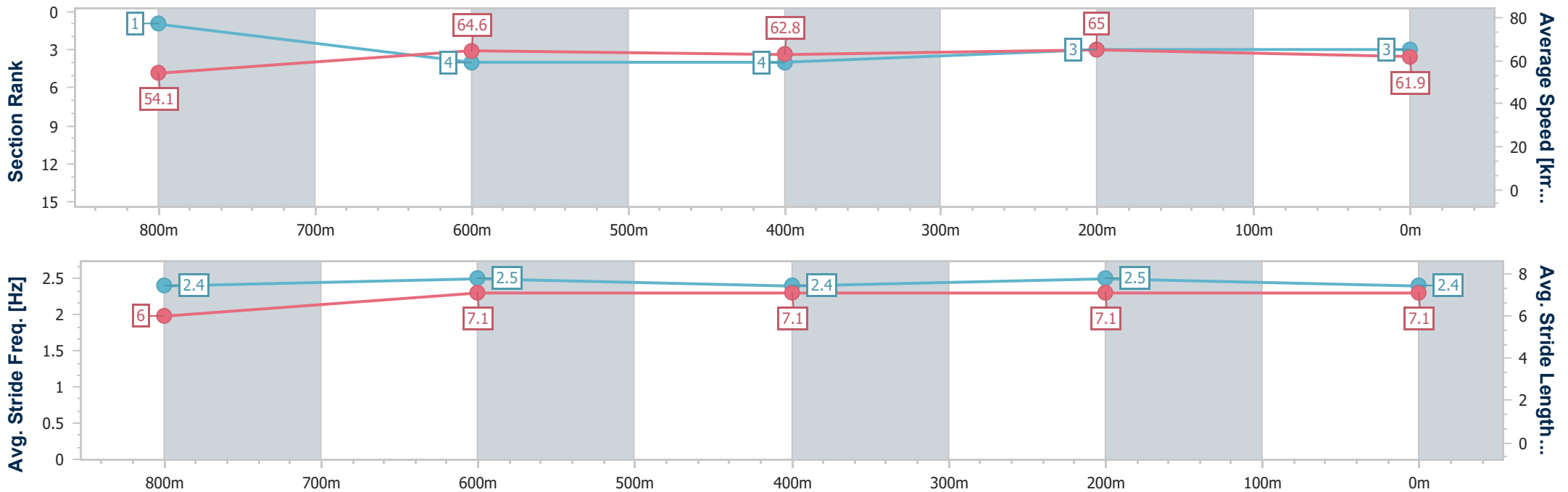
Race 1: IN NOOSA Maiden Plate - 1000m

18 August 2024 - 13:03

Track Rating: Synthetic, Weather: Fine, Rail Position: True



Section	Overall	800m	600m	400m	200m
Section Times	0:59.01 [3] (0:13.36)	0:45.65 [1] (0:11.43)	0:34.22 [4] (0:11.51)	0:22.71 [4] (0:11.07)	0:11.64 [3] (0:11.64)
Average Speed [km/h]	54.1	64.6	62.8	65.0	61.9
Top Speed [km/h]	70.0	68.7	64.1	66.1	64.6
Avg. Dist. to Rail [m]	9.2	3.5	0.5	0.3	2.2
Avg. Stride Freq. [Hz]	2.4	2.5	2.4	2.5	2.4
Avg. Stride Length [m]	6.0	7.1	7.1	7.1	7.1



- [] Ranking at each section and finish
- .-.- No data available at this section
- NA No data available



Horse/Jockey Name	Tomydonka
Final Rank	4
Fastest Section Time (Section)	0:11.28 (400m)
Top Speed [km/h] (Section)	67.7 (800m)
Race State	Finished



Sunshine Coast Poly Track QLD Professional

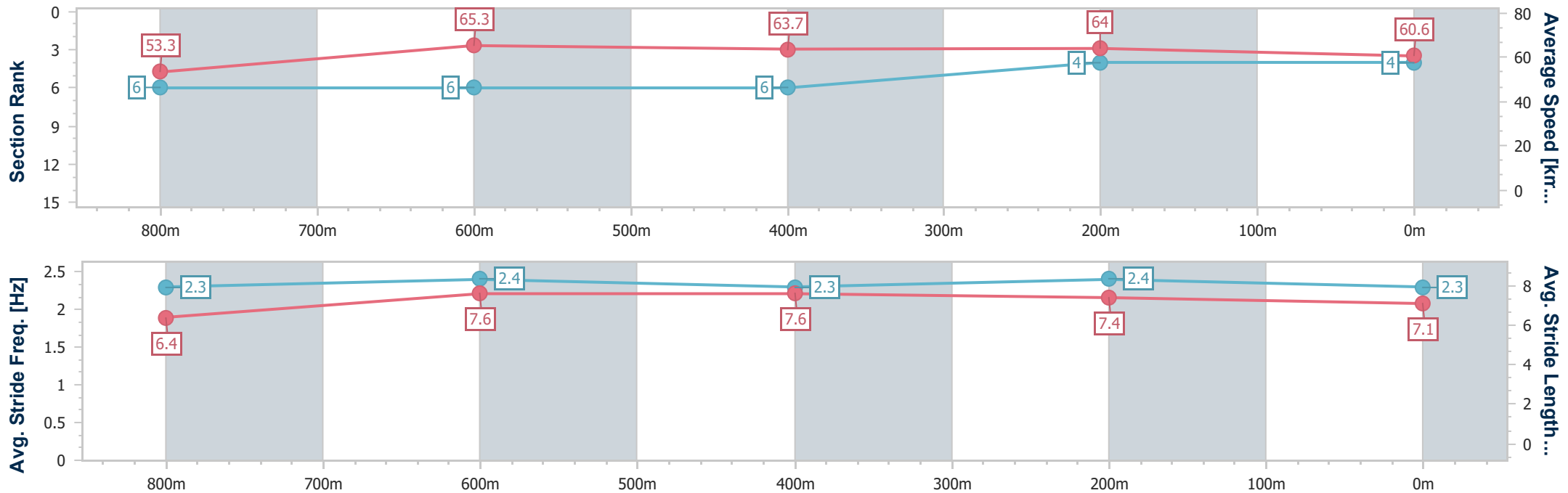
Race 1: IN NOOSA Maiden Plate - 1000m

18 August 2024 - 13:03

Track Rating: Synthetic, Weather: Fine, Rail Position: True



Section	Overall	800m	600m	400m	200m
Section Times	0:59.53 [4] (0:13.60)	0:45.93 [6] (0:11.37)	0:34.56 [6] (0:11.50)	0:23.06 [6] (0:11.28)	0:11.78 [4] (0:11.78)
Average Speed [km/h]	53.3	65.3	63.7	64.0	60.6
Top Speed [km/h]	66.8	67.7	64.8	65.3	63.1
Avg. Dist. to Rail [m]	10.8	4.5	3.0	4.5	4.3
Avg. Stride Freq. [Hz]	2.3	2.4	2.3	2.4	2.3
Avg. Stride Length [m]	6.4	7.6	7.6	7.4	7.1



- [] Ranking at each section and finish
- .-.- No data available at this section
- NA No data available



Horse/Jockey Name	Dane Road
Final Rank	5
Fastest Section Time (Section)	0:11.15 (800m)
Top Speed [km/h] (Section)	68.6 (800m)
Race State	Finished



Sunshine Coast Poly Track QLD Professional

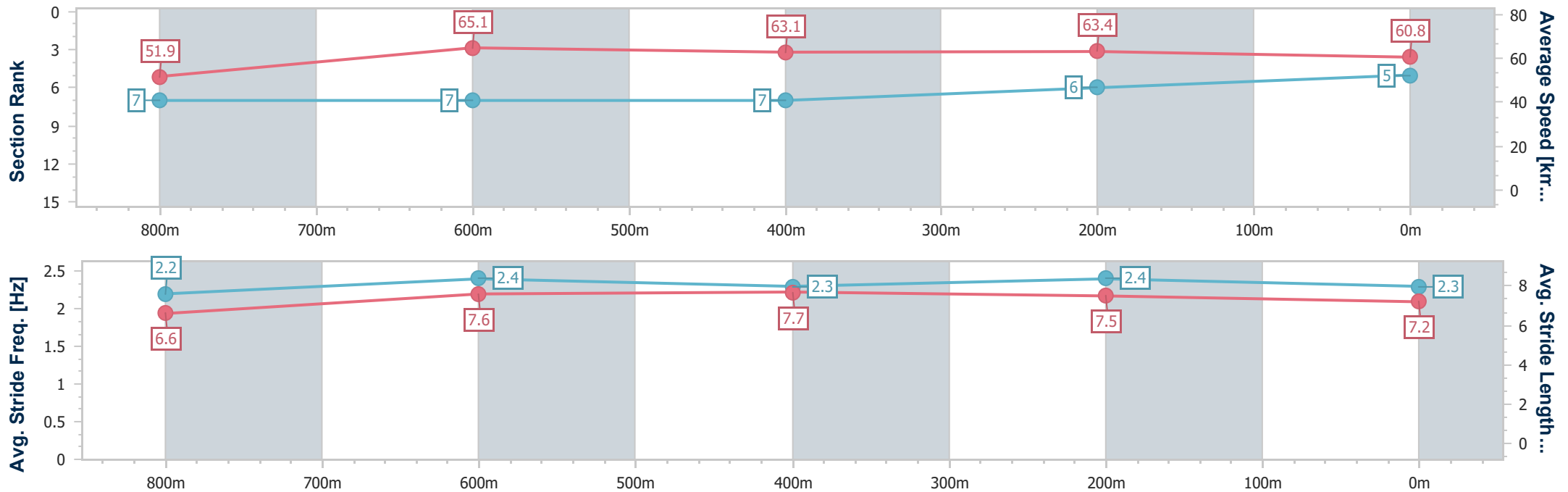
Race 1: IN NOOSA Maiden Plate - 1000m

18 August 2024 - 13:03

Track Rating: Synthetic, Weather: Fine, Rail Position: True



Section	Overall	800m	600m	400m	200m
Section Times	0:59.66 [5] (0:13.85)	0:45.81 [7] (0:11.15)	0:34.66 [7] (0:11.48)	0:23.18 [7] (0:11.36)	0:11.82 [6] (0:11.82)
Average Speed [km/h]	51.9	65.1	63.1	63.4	60.8
Top Speed [km/h]	67.2	68.6	64.3	64.8	62.3
Avg. Dist. to Rail [m]	2.5	1.1	0.7	2.5	1.7
Avg. Stride Freq. [Hz]	2.2	2.4	2.3	2.4	2.3
Avg. Stride Length [m]	6.6	7.6	7.7	7.5	7.2



- [] Ranking at each section and finish
- .-.- No data available at this section
- NA No data available



Horse/Jockey Name	She's My Lady
Final Rank	6
Fastest Section Time (Section)	0:11.16 (800m)
Top Speed [km/h] (Section)	69.8 (Overall)
Race State	Finished



Sunshine Coast Poly Track QLD Professional

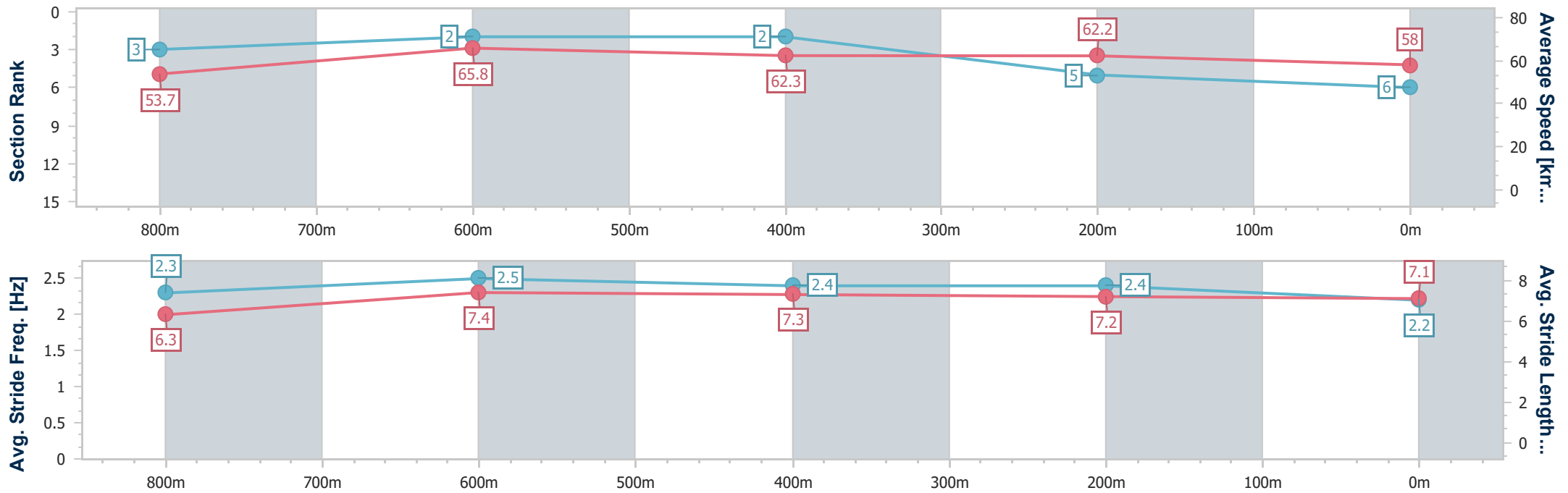
Race 1: IN NOOSA Maiden Plate - 1000m

18 August 2024 - 13:03

Track Rating: Synthetic, Weather: Fine, Rail Position: True



Section	Overall	800m	600m	400m	200m
Section Times	1:00.25 [6] (0:13.43)	0:46.82 [3] (0:11.16)	0:35.66 [2] (0:11.65)	0:24.01 [2] (0:11.59)	0:12.42 [5] (0:12.42)
Average Speed [km/h]	53.7	65.8	62.3	62.2	58.0
Top Speed [km/h]	69.8	68.7	63.0	62.8	61.1
Avg. Dist. to Rail [m]	4.8	2.9	1.2	0.8	1.2
Avg. Stride Freq. [Hz]	2.3	2.5	2.4	2.4	2.2
Avg. Stride Length [m]	6.3	7.4	7.3	7.2	7.1



- [] Ranking at each section and finish
- .-.- No data available at this section
- NA No data available



Horse/Jockey Name	Nana Power
Final Rank	7
Fastest Section Time (Section)	0:11.27 (800m)
Top Speed [km/h] (Section)	68.4 (800m)
Race State	Finished



Sunshine Coast Poly Track QLD Professional

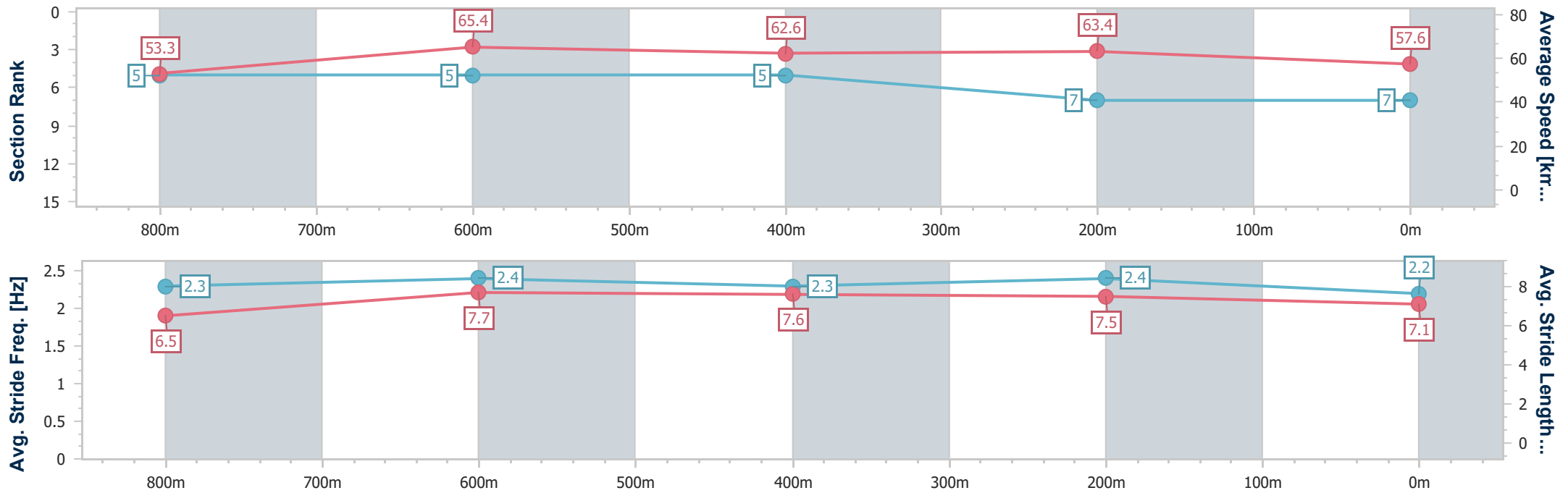
Race 1: IN NOOSA Maiden Plate - 1000m

18 August 2024 - 13:03

Track Rating: Synthetic, Weather: Fine, Rail Position: True



Section	Overall	800m	600m	400m	200m
Section Times	1:00.35 [7] (0:13.57)	0:46.78 [5] (0:11.27)	0:35.51 [5] (0:11.63)	0:23.88 [5] (0:11.39)	0:12.49 [7] (0:12.49)
Average Speed [km/h]	53.3	65.4	62.6	63.4	57.6
Top Speed [km/h]	67.5	68.4	64.0	64.3	60.5
Avg. Dist. to Rail [m]	8.9	3.9	1.7	3.4	4.2
Avg. Stride Freq. [Hz]	2.3	2.4	2.3	2.4	2.2
Avg. Stride Length [m]	6.5	7.7	7.6	7.5	7.1



- [] Ranking at each section and finish
- .-.- No data available at this section
- NA No data available



Horse/Jockey Name	Savannah Gangster
Final Rank	8
Fastest Section Time (Section)	0:11.34 (400m)
Top Speed [km/h] (Section)	65.6 (400m)
Race State	Finished



Sunshine Coast Poly Track QLD Professional

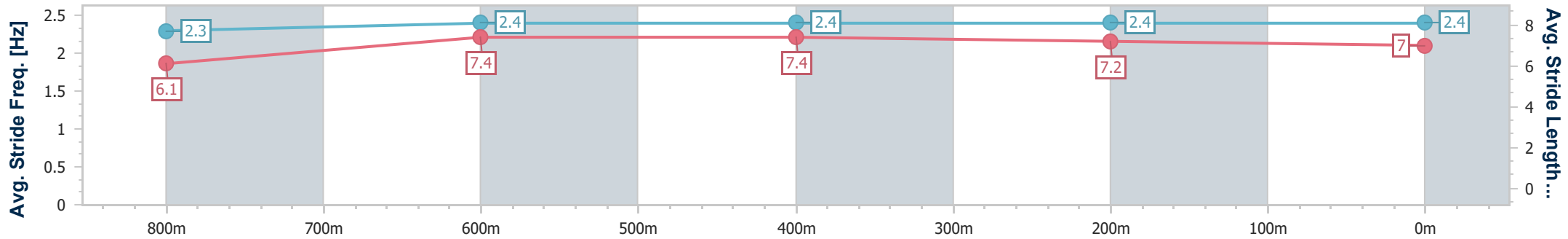
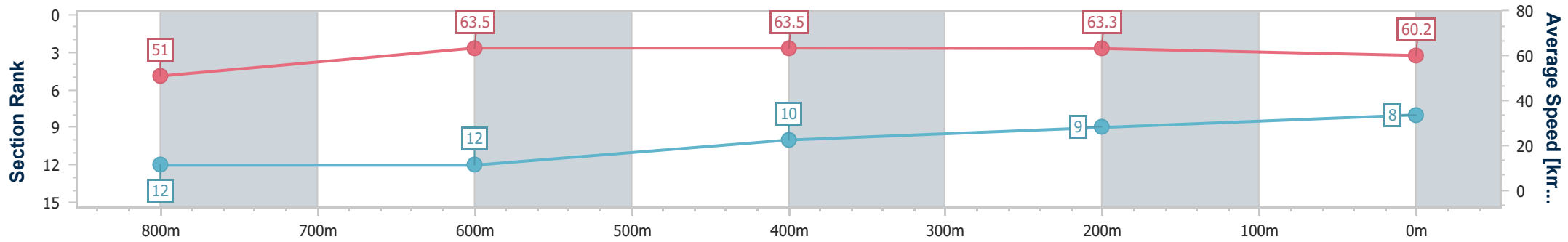
Race 1: IN NOOSA Maiden Plate - 1000m

18 August 2024 - 13:03

Track Rating: Synthetic, Weather: Fine, Rail Position: True



Section	Overall	800m	600m	400m	200m
Section Times	1:00.47 [8] (0:14.18)	0:46.29 [12] (0:11.58)	0:34.71 [12] (0:11.42)	0:23.29 [10] (0:11.34)	0:11.95 [9] (0:11.95)
Average Speed [km/h]	51.0	63.5	63.5	63.3	60.2
Top Speed [km/h]	64.6	64.8	65.5	65.6	61.8
Avg. Dist. to Rail [m]	6.3	3.4	0.6	4.1	4.9
Avg. Stride Freq. [Hz]	2.3	2.4	2.4	2.4	2.4
Avg. Stride Length [m]	6.1	7.4	7.4	7.2	7.0



- [] Ranking at each section and finish
- .-.- No data available at this section
- NA No data available



Horse/Jockey Name	Miss Linny
Final Rank	9
Fastest Section Time (Section)	0:11.31 (400m)
Top Speed [km/h] (Section)	66.2 (800m)
Race State	Finished



Sunshine Coast Poly Track QLD Professional

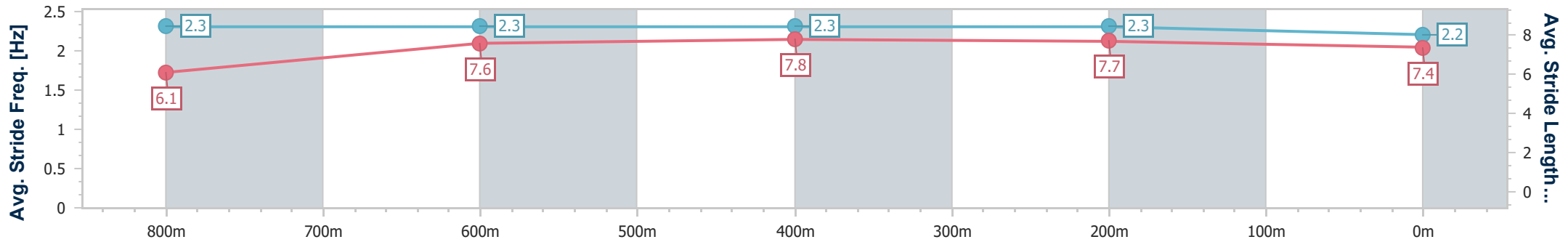
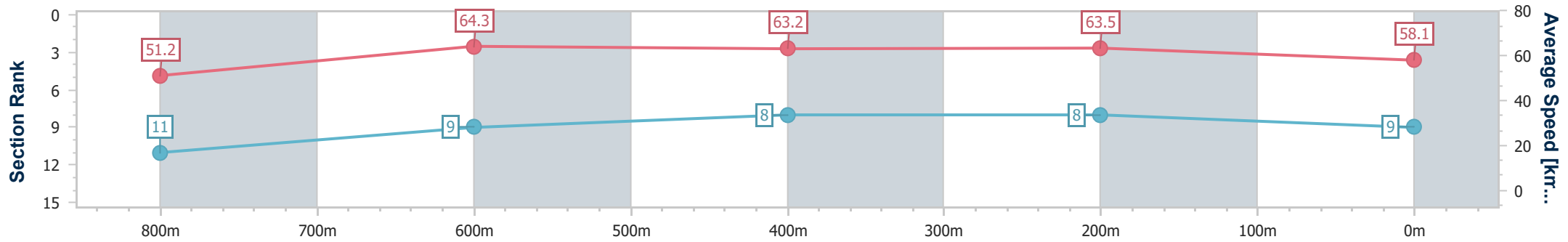
Race 1: IN NOOSA Maiden Plate - 1000m

18 August 2024 - 13:03

Track Rating: Synthetic, Weather: Fine, Rail Position: True



Section	Overall	800m	600m	400m	200m
Section Times	1:00.49 [9] (0:13.93)	0:46.56 [11] (0:11.40)	0:35.16 [9] (0:11.55)	0:23.61 [8] (0:11.31)	0:12.30 [8] (0:12.30)
Average Speed [km/h]	51.2	64.3	63.2	63.5	58.1
Top Speed [km/h]	61.4	66.2	65.7	64.6	64.3
Avg. Dist. to Rail [m]	7.6	4.3	1.9	1.6	1.8
Avg. Stride Freq. [Hz]	2.3	2.3	2.3	2.3	2.2
Avg. Stride Length [m]	6.1	7.6	7.8	7.7	7.4



- [] Ranking at each section and finish
- .-.- No data available at this section
- NA No data available



Horse/Jockey Name	Redlights On
Final Rank	10
Fastest Section Time (Section)	0:11.37 (800m)
Top Speed [km/h] (Section)	67.7 (Overall)
Race State	Finished



Sunshine Coast Poly Track QLD Professional

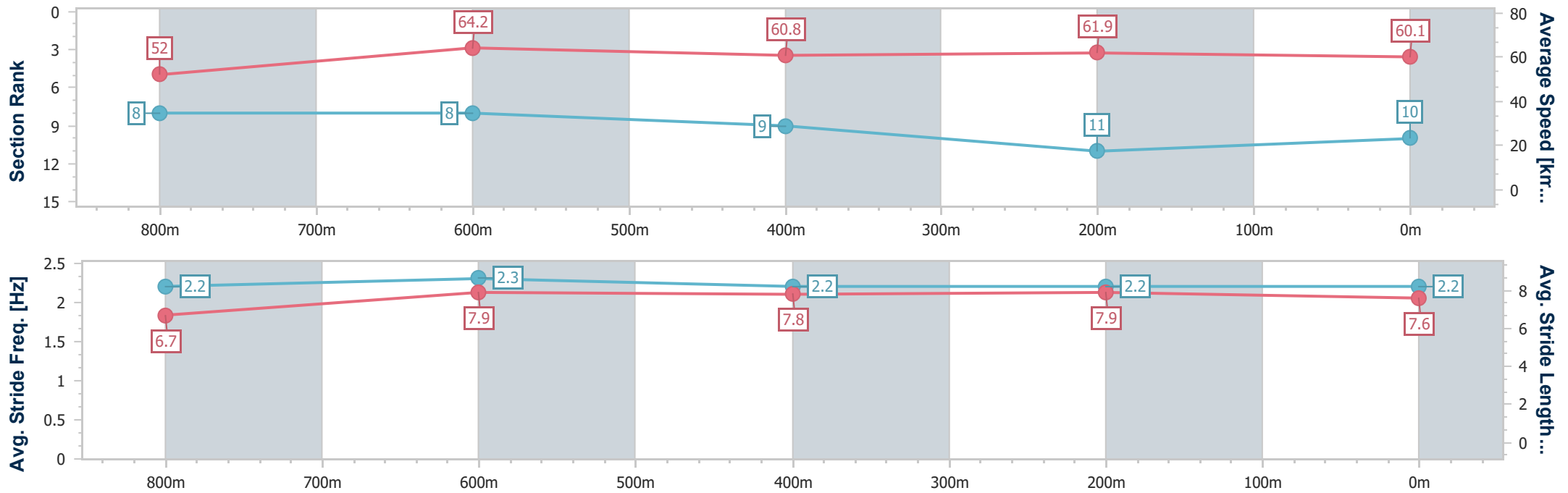
Race 1: IN NOOSA Maiden Plate - 1000m

18 August 2024 - 13:03

Track Rating: Synthetic, Weather: Fine, Rail Position: True



Section	Overall	800m	600m	400m	200m
Section Times	1:00.61 [10] (0:13.86)	0:46.75 [8] (0:11.37)	0:35.38 [8] (0:11.85)	0:23.53 [9] (0:11.62)	0:11.91 [11] (0:11.91)
Average Speed [km/h]	52.0	64.2	60.8	61.9	60.1
Top Speed [km/h]	67.7	67.7	62.0	62.8	61.6
Avg. Dist. to Rail [m]	4.3	1.7	0.3	2.4	4.1
Avg. Stride Freq. [Hz]	2.2	2.3	2.2	2.2	2.2
Avg. Stride Length [m]	6.7	7.9	7.8	7.9	7.6



- [] Ranking at each section and finish
- .-.- No data available at this section
- NA No data available



Horse/Jockey Name	Misty Gold
Final Rank	11
Fastest Section Time (Section)	0:11.44 (400m)
Top Speed [km/h] (Section)	66.6 (800m)
Race State	Finished



Sunshine Coast Poly Track QLD Professional

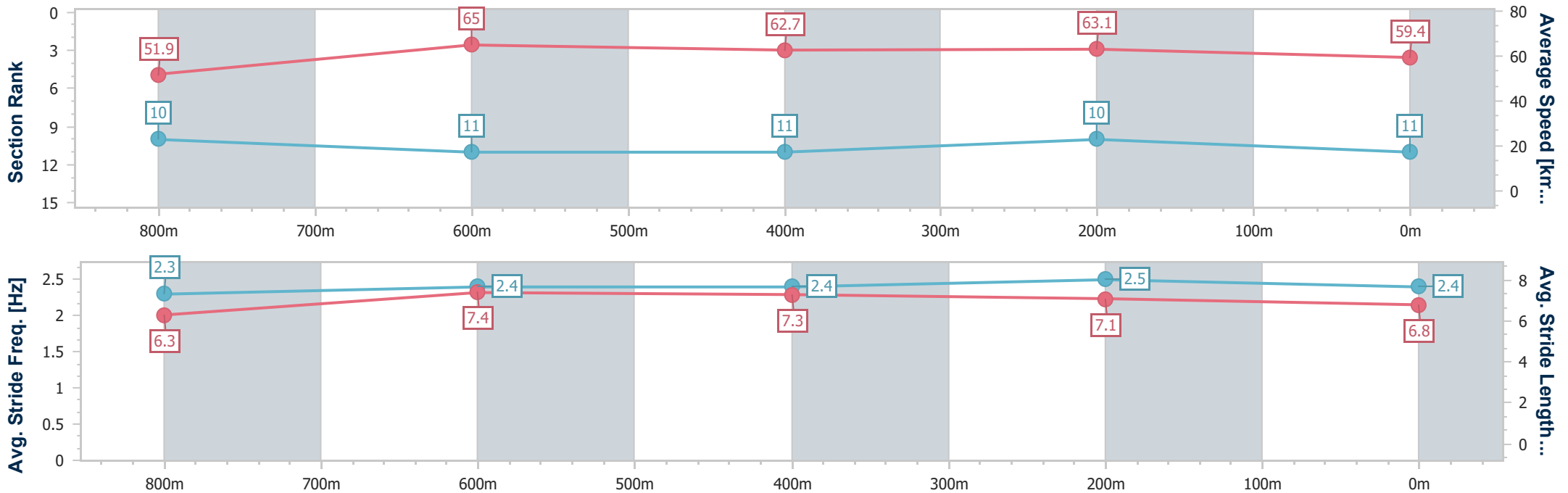
Race 1: IN NOOSA Maiden Plate - 1000m

18 August 2024 - 13:03

Track Rating: Synthetic, Weather: Fine, Rail Position: True



Section	Overall	800m	600m	400m	200m
Section Times	1:00.78 [11] (0:13.92)	0:46.86 [10] (0:11.57)	0:35.29 [11] (0:11.75)	0:23.54 [11] (0:11.44)	0:12.10 [10] (0:12.10)
Average Speed [km/h]	51.9	65.0	62.7	63.1	59.4
Top Speed [km/h]	66.2	66.6	64.1	64.5	61.6
Avg. Dist. to Rail [m]	9.4	5.9	3.5	6.0	8.0
Avg. Stride Freq. [Hz]	2.3	2.4	2.4	2.5	2.4
Avg. Stride Length [m]	6.3	7.4	7.3	7.1	6.8



- [] Ranking at each section and finish
- .-.- No data available at this section
- NA No data available



Horse/Jockey Name	Daunting Instinct
Final Rank	12
Fastest Section Time (Section)	0:11.55 (800m)
Top Speed [km/h] (Section)	64.7 (Overall)
Race State	Finished



Sunshine Coast Poly Track QLD Professional

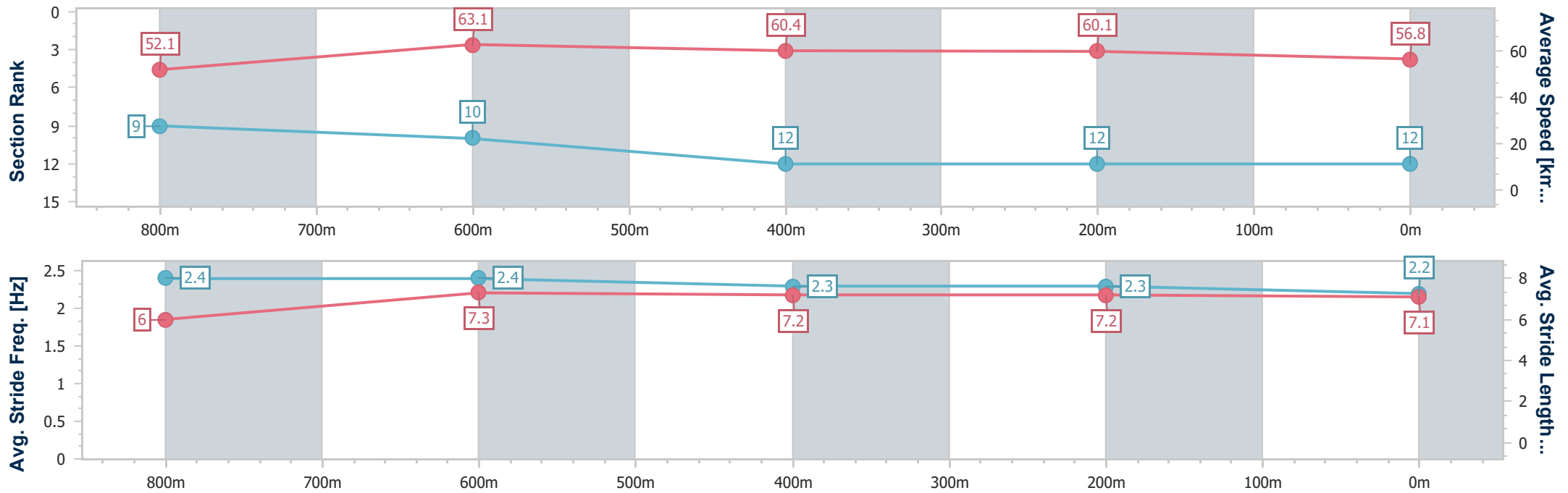
Race 1: IN NOOSA Maiden Plate - 1000m

18 August 2024 - 13:03

Track Rating: Synthetic, Weather: Fine, Rail Position: True



Section	Overall	800m	600m	400m	200m
Section Times	1:01.93 [12] (0:13.86)	0:48.07 [9] (0:11.55)	0:36.52 [10] (0:11.86)	0:24.66 [12] (0:12.02)	0:12.64 [12] (0:12.64)
Average Speed [km/h]	52.1	63.1	60.4	60.1	56.8
Top Speed [km/h]	64.7	64.6	61.0	61.0	59.4
Avg. Dist. to Rail [m]	5.9	2.3	0.8	0.3	0.6
Avg. Stride Freq. [Hz]	2.4	2.4	2.3	2.3	2.2
Avg. Stride Length [m]	6.0	7.3	7.2	7.2	7.1



- [] Ranking at each section and finish
- .-.- No data available at this section
- NA No data available



Sunshine Coast Poly Track QLD Professional
Race 2: NOOSA HEADS SLSC Class 2 Handicap - 1100m
18 August 2024 - 13:30



Track Rating: Synthetic, Weather: Fine, Rail Position: True

Section		Overall	1000m	800m	600m	400m	200m	Last 600m					
Field Times		1:04.61 (0:07.90)	0:56.71 (0:10.46)	0:46.25 (0:11.05)	0:35.20 (0:11.25)	0:23.95 (0:11.42)	0:12.53 (0:12.53)	0:35.20					
Rank	TAB Horse/Jockey	Barrier	Top Speed [km/h]	Fastest Section	Margin						Distance Travelled [m]		
1	3 BEACHSIDE BABE Samantha Collett	8	70.2 1000m	0:07.90 Overall	1:04.61 [1] (0:07.90)	0:56.71 [1] (0:10.46)	0:46.25 [1] (0:11.05)	0:35.20 [1] (0:11.25)	0:23.95 [1] (0:11.42)	0:12.53 [1] (0:12.53)	1:04.61	0:35.20	
2	1 LIMERO Cody Collis	1	67.9 1000m	0:08.25 Overall	1:04.63 [2] (0:08.25)	0:56.38 [5] (0:10.86)	0:45.52 [4] (0:10.96)	0:34.56 [4] (0:11.20)	0:23.36 [4] (0:11.36)	0:12.00 [4] (0:12.00)	0.1L	0:34.56	-1
3	2 MARCH AS ONE Shania Willis	2	69.1 1000m	0:08.10 Overall	1:05.01 [3] (0:08.10)	0:56.91 [4] (0:10.57)	0:46.34 [3] (0:10.87)	0:35.47 [2] (0:11.30)	0:24.17 [2] (0:11.59)	0:12.58 [2] (0:12.58)	2.1L	0:35.47	-2
4	8 GALLERY MASTER Micheal Hellyer	6	69.2 1000m	0:07.99 Overall	1:05.08 [4] (0:07.99)	0:57.09 [2] (0:10.65)	0:46.44 [2] (0:11.02)	0:35.42 [3] (0:11.31)	0:24.11 [3] (0:11.65)	0:12.46 [3] (0:12.46)	2.4L	0:35.42	+1
5	10 SUPER RUPERT Karl Zechner	5	67.1 800m	0:08.08 Overall	1:06.42 [5] (0:08.08)	0:58.34 [3] (0:11.09)	0:47.25 [5] (0:11.10)	0:36.15 [5] (0:11.60)	0:24.55 [5] (0:11.92)	0:12.63 [5] (0:12.63)	10.2L	0:36.15	+2
6	9 RED GADGET Hannah Richardson	7	67.8 1000m	0:08.66 Overall	1:07.03 [6] (0:08.66)	0:58.37 [6] (0:11.09)	0:47.28 [6] (0:11.35)	0:35.93 [6] (0:11.89)	0:24.04 [6] (0:11.72)	0:12.32 [6] (0:12.32)	13.7L	0:35.93	+1

Scratched: Sooblond (#5), Side Show Sally (#6), Serafima (#7), One In All (#4)

[] Ranking at each section and finish
 -:-:- No data available at this section
 NA No data available

SCN Saddle cloth number
 DNF Did not finish
 DNT Did not track



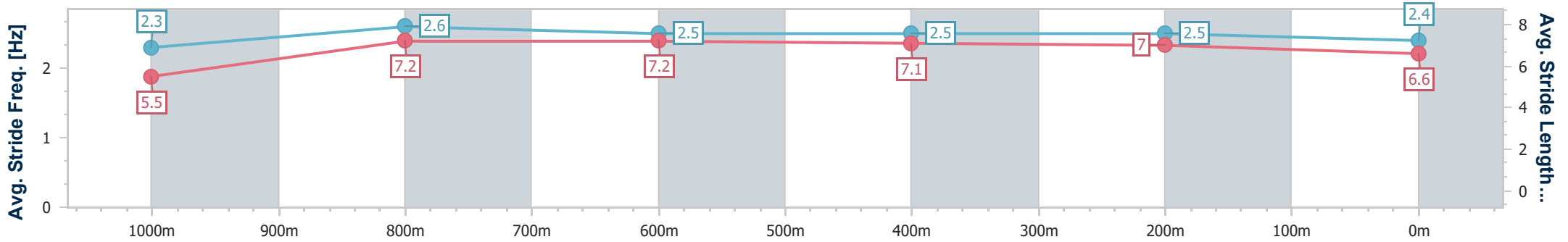
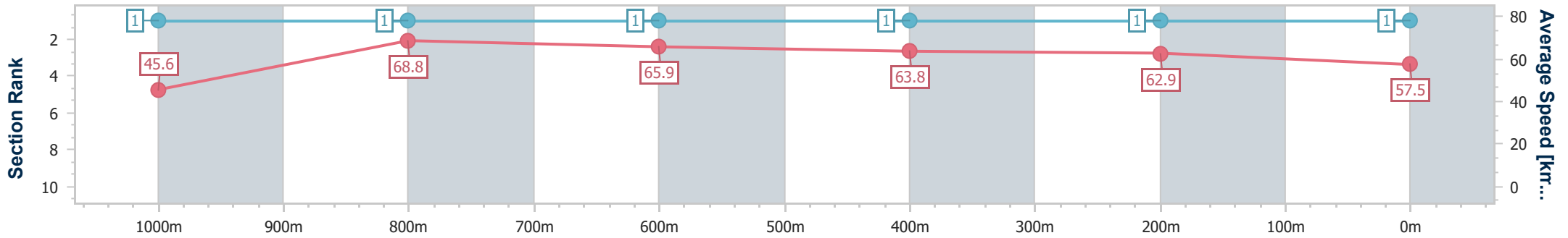
Horse/Jockey Name	Beachside Babe
Final Rank	1
Fastest Section Time (Section)	0:07.90 (Overall)
Top Speed [km/h] (Section)	70.2 (1000m)
Race State	Finished



Sunshine Coast Poly Track QLD Professional
 Race 2: NOOSA HEADS SLSC Class 2 Handicap - 1100m
 18 August 2024 - 13:30
 Track Rating: Synthetic, Weather: Fine, Rail Position: True



Section	Overall	1000m	800m	600m	400m	200m
Section Times	1:04.61 [1] (0:07.90)	0:56.71 [1] (0:10.46)	0:46.25 [1] (0:11.05)	0:35.20 [1] (0:11.25)	0:23.95 [1] (0:11.42)	0:12.53 [1] (0:12.53)
Average Speed [km/h]	45.6	68.8	65.9	63.8	62.9	57.5
Top Speed [km/h]	64.7	70.2	69.1	64.6	64.5	61.2
Avg. Dist. to Rail [m]	6.8	4.4	1.4	0.8	0.9	0.5
Avg. Stride Freq. [Hz]	2.3	2.6	2.5	2.5	2.5	2.4
Avg. Stride Length [m]	5.5	7.2	7.2	7.1	7.0	6.6



- [] Ranking at each section and finish
- .-.- No data available at this section
- NA No data available



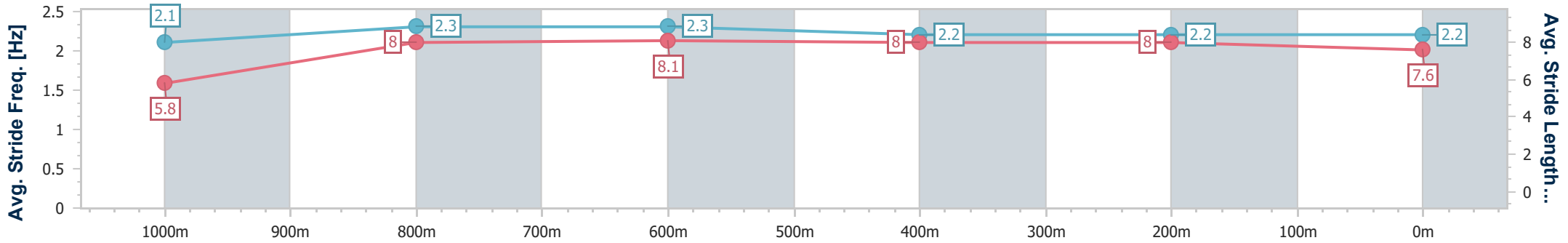
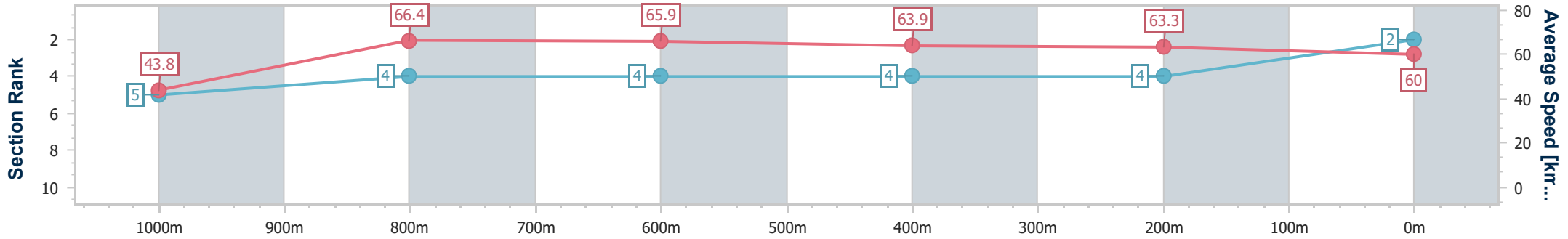
Horse/Jockey Name	Limero
Final Rank	2
Fastest Section Time (Section)	0:08.25 (Overall)
Top Speed [km/h] (Section)	67.9 (1000m)
Race State	Finished



Sunshine Coast Poly Track QLD Professional
 Race 2: NOOSA HEADS SLSC Class 2 Handicap - 1100m
 18 August 2024 - 13:30
 Track Rating: Synthetic, Weather: Fine, Rail Position: True



Section	Overall	1000m	800m	600m	400m	200m
Section Times	1:04.63 [2] (0:08.25)	0:56.38 [5] (0:10.86)	0:45.52 [4] (0:10.96)	0:34.56 [4] (0:11.20)	0:23.36 [4] (0:11.36)	0:12.00 [4]
Average Speed [km/h]	43.8	66.4	65.9	63.9	63.3	60.0
Top Speed [km/h]	62.0	67.9	66.7	66.2	64.0	62.4
Avg. Dist. to Rail [m]	3.3	1.9	0.8	0.8	2.5	3.5
Avg. Stride Freq. [Hz]	2.1	2.3	2.3	2.2	2.2	2.2
Avg. Stride Length [m]	5.8	8.0	8.1	8.0	8.0	7.6



- [] Ranking at each section and finish
- .-.- No data available at this section
- NA No data available



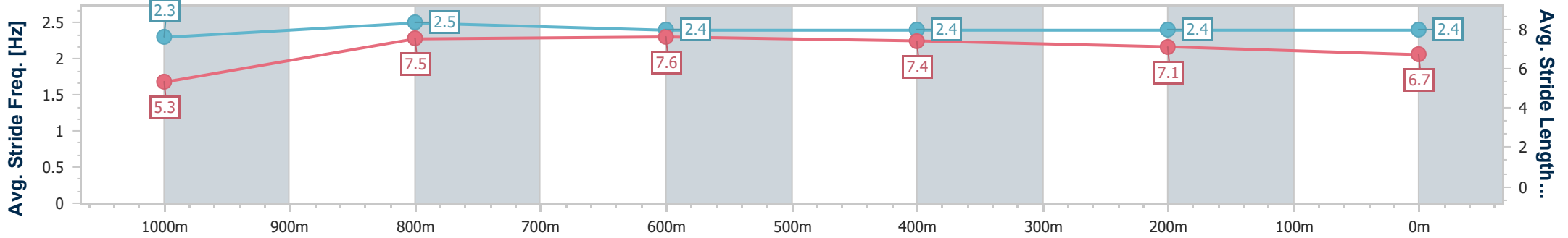
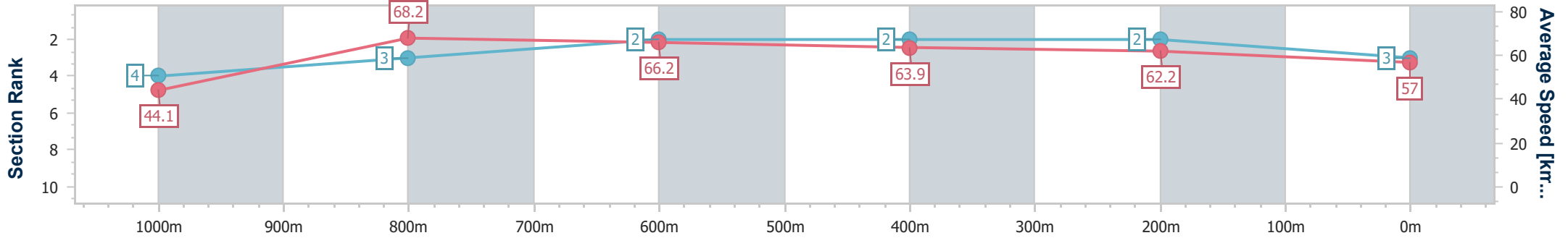
Horse/Jockey Name	March As One
Final Rank	3
Fastest Section Time (Section)	0:08.10 (Overall)
Top Speed [km/h] (Section)	69.1 (1000m)
Race State	Finished



Sunshine Coast Poly Track QLD Professional
 Race 2: NOOSA HEADS SLSC Class 2 Handicap - 1100m
 18 August 2024 - 13:30
 Track Rating: Synthetic, Weather: Fine, Rail Position: True



Section	Overall	1000m	800m	600m	400m	200m
Section Times	1:05.01 [3] (0:08.10)	0:56.91 [4] (0:10.57)	0:46.34 [3] (0:10.87)	0:35.47 [2] (0:11.30)	0:24.17 [2] (0:11.59)	0:12.58 [2] (0:12.58)
Average Speed [km/h]	44.1	68.2	66.2	63.9	62.2	57.0
Top Speed [km/h]	66.0	69.1	67.9	66.4	66.1	60.4
Avg. Dist. to Rail [m]	3.5	1.4	0.3	0.5	1.4	1.5
Avg. Stride Freq. [Hz]	2.3	2.5	2.4	2.4	2.4	2.4
Avg. Stride Length [m]	5.3	7.5	7.6	7.4	7.1	6.7



- [] Ranking at each section and finish
- .-.- No data available at this section
- NA No data available



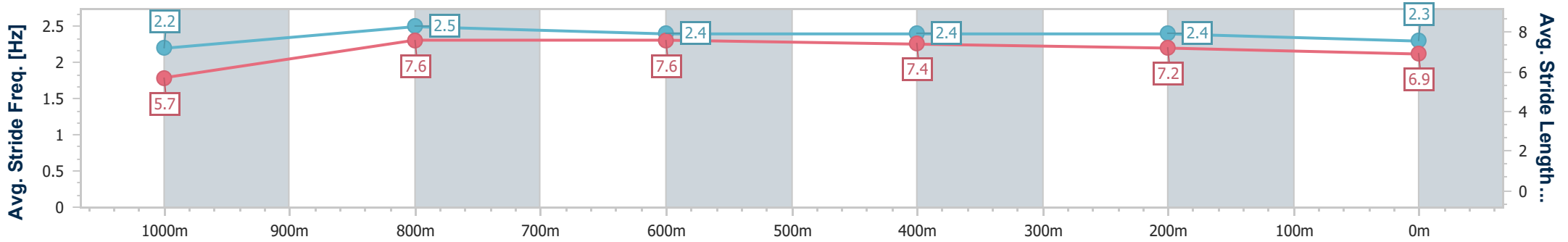
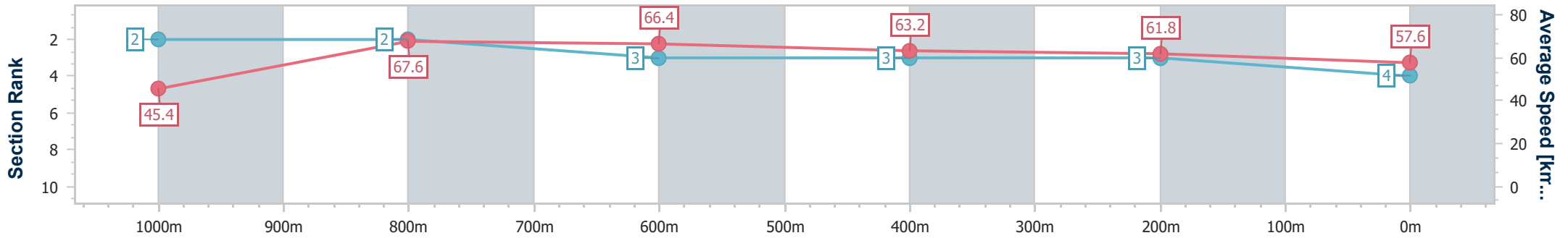
Horse/Jockey Name	Gallery Master
Final Rank	4
Fastest Section Time (Section)	0:07.99 (Overall)
Top Speed [km/h] (Section)	69.2 (1000m)
Race State	Finished



Sunshine Coast Poly Track QLD Professional
 Race 2: NOOSA HEADS SLSC Class 2 Handicap - 1100m
 18 August 2024 - 13:30
 Track Rating: Synthetic, Weather: Fine, Rail Position: True



Section	Overall	1000m	800m	600m	400m	200m
Section Times	1:05.08 [4] (0:07.99)	0:57.09 [2] (0:10.65)	0:46.44 [2] (0:11.02)	0:35.42 [3] (0:11.31)	0:24.11 [3] (0:11.65)	0:12.46 [3] (0:12.46)
Average Speed [km/h]	45.4	67.6	66.4	63.2	61.8	57.6
Top Speed [km/h]	64.6	69.2	68.3	64.8	63.8	60.4
Avg. Dist. to Rail [m]	4.8	3.2	2.6	1.4	2.2	4.1
Avg. Stride Freq. [Hz]	2.2	2.5	2.4	2.4	2.4	2.3
Avg. Stride Length [m]	5.7	7.6	7.6	7.4	7.2	6.9



- [] Ranking at each section and finish
- .-.- No data available at this section
- NA No data available



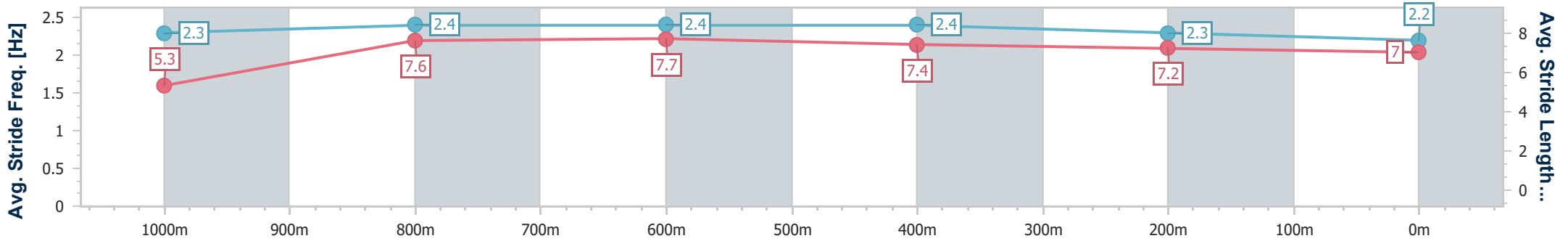
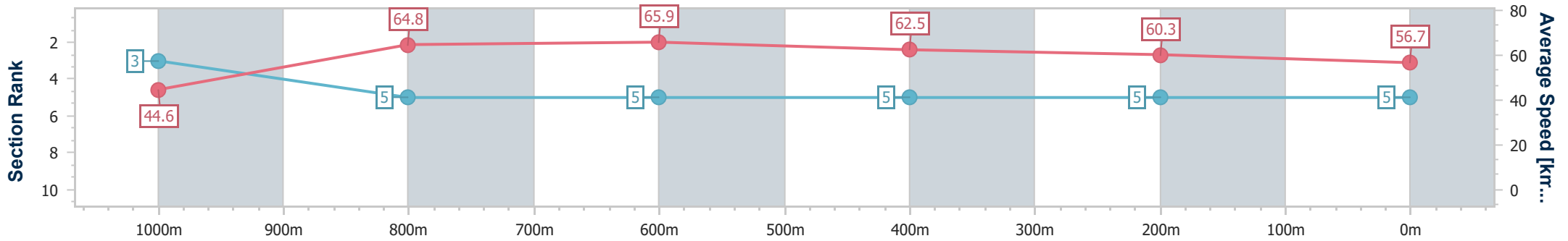
Horse/Jockey Name	Super Rupert
Final Rank	5
Fastest Section Time (Section)	0:08.08 (Overall)
Top Speed [km/h] (Section)	67.1 (800m)
Race State	Finished



Sunshine Coast Poly Track QLD Professional
 Race 2: NOOSA HEADS SLSC Class 2 Handicap - 1100m
 18 August 2024 - 13:30
 Track Rating: Synthetic, Weather: Fine, Rail Position: True



Section	Overall	1000m	800m	600m	400m	200m
Section Times	1:06.42 [5] (0:08.08)	0:58.34 [3] (0:11.09)	0:47.25 [5] (0:11.10)	0:36.15 [5] (0:11.60)	0:24.55 [5] (0:11.92)	0:12.63 [5] (0:12.63)
Average Speed [km/h]	44.6	64.8	65.9	62.5	60.3	56.7
Top Speed [km/h]	62.8	66.3	67.1	64.4	62.4	58.9
Avg. Dist. to Rail [m]	4.6	3.5	1.9	0.8	1.4	2.9
Avg. Stride Freq. [Hz]	2.3	2.4	2.4	2.4	2.3	2.2
Avg. Stride Length [m]	5.3	7.6	7.7	7.4	7.2	7.0



- [] Ranking at each section and finish
- .-.- No data available at this section
- NA No data available



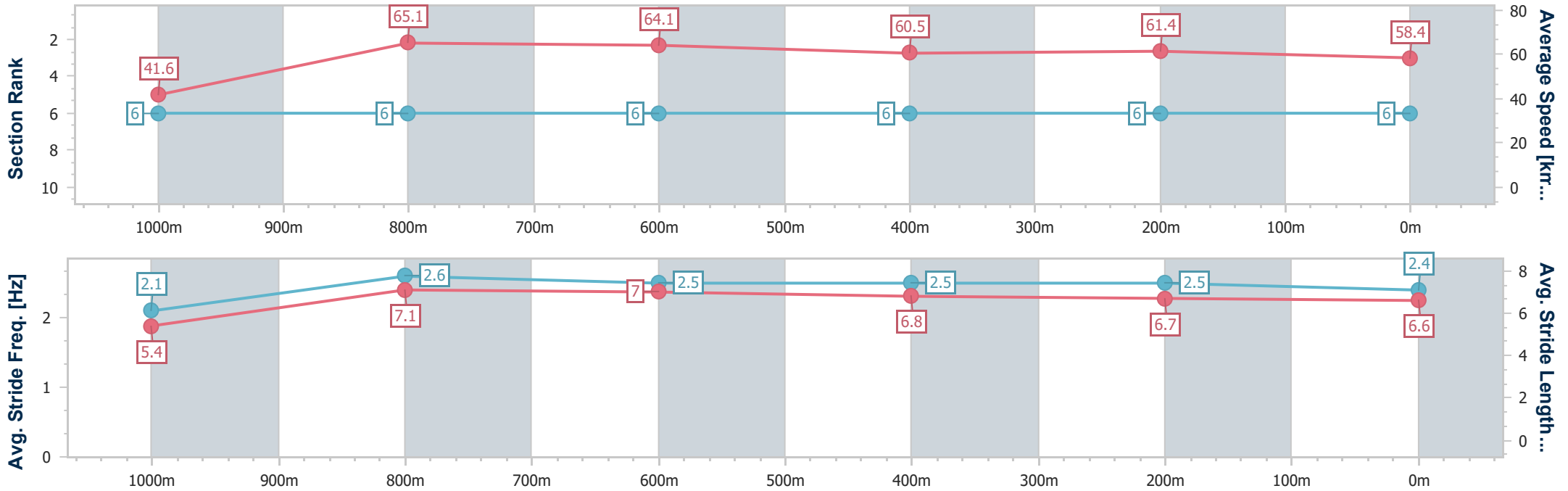
Horse/Jockey Name	Red Gadget
Final Rank	6
Fastest Section Time (Section)	0:08.66 (Overall)
Top Speed [km/h] (Section)	67.8 (1000m)
Race State	Finished



Sunshine Coast Poly Track QLD Professional
 Race 2: NOOSA HEADS SLSC Class 2 Handicap - 1100m
 18 August 2024 - 13:30
 Track Rating: Synthetic, Weather: Fine, Rail Position: True



Section	Overall	1000m	800m	600m	400m	200m
Section Times	1:07.03 [6] (0:08.66)	0:58.37 [6] (0:11.09)	0:47.28 [6] (0:11.35)	0:35.93 [6] (0:11.89)	0:24.04 [6] (0:11.72)	0:12.32 [6] (0:12.32)
Average Speed [km/h]	41.6	65.1	64.1	60.5	61.4	58.4
Top Speed [km/h]	60.1	67.8	65.9	62.5	62.9	60.8
Avg. Dist. to Rail [m]	5.7	3.9	2.0	1.3	4.9	6.6
Avg. Stride Freq. [Hz]	2.1	2.6	2.5	2.5	2.5	2.4
Avg. Stride Length [m]	5.4	7.1	7.0	6.8	6.7	6.6



- [] Ranking at each section and finish
- .-.- No data available at this section
- NA No data available



Sunshine Coast Poly Track QLD Professional
Race 3: RWC NOOSA & SUNSHINE COAST BENCHMARK 62 Handicap - 2150m
18 August 2024 - 14:04



Track Rating: Synthetic, Weather: Fine, Rail Position: True

Section	Field Times	Overall	2000m	1800m	1600m	1400m	1200m	1000m	Last 600m				
		2:13.27 (0:11.07)	2:02.20 (0:11.40)	1:50.80 (0:11.71)	1:39.09 (0:12.13)	1:26.96 (0:12.57)	1:14.39 (0:12.71)	1:01.68 (0:12.70)	0:36.20				
Rank	TAB Horse/Jockey	Barrier	Top Speed [km/h]	Fastest Section						Distance Travelled [m]			
1	3 ASHFALL Bailey Wheeler	6	64.1	0:11.38	2:13.27 [1] (0:11.60)	2:01.67 [5] (0:11.38)	1:50.29 [6] (0:11.97)	1:38.32 [6] (0:12.12)	1:26.20 [6] (0:12.44)	1:13.76 [6] (0:12.77)	1:00.99 [6] (0:12.69)	0:35.71	
2	9 SON OF SATONO Trudy Thornton	8	64.9	0:11.07	2:13.81 [2] (0:11.07)	2:02.74 [1] (0:11.40)	1:51.34 [1] (0:11.71)	1:39.63 [1] (0:12.13)	1:27.50 [1] (0:12.57)	1:14.93 [1] (0:12.71)	1:02.22 [1] (0:12.70)	0:36.74	-8
3	12 WINSTON BLUE Karl Zechner	5	65.1	0:11.30	2:14.16 [3] (0:11.85)	2:02.31 [7] (0:11.30)	1:51.01 [7] (0:11.95)	1:39.06 [7] (0:12.14)	1:26.92 [7] (0:12.48)	1:14.44 [7] (0:12.77)	1:01.67 [7] (0:12.71)	0:36.37	-6
4	5 TORQUE LEICA STAR Cody Collis	11	64.9	0:11.26	2:14.21 [4] (0:12.23)	2:01.98 [10] (0:11.26)	1:50.72 [9] (0:11.85)	1:38.87 [9] (0:12.10)	1:26.77 [9] (0:12.56)	1:14.21 [9] (0:12.81)	1:01.40 [9] (0:12.63)	0:36.26	-7
5	11 MATSUYAMA Girish Goomany	3	65.3	0:11.19	2:14.57 [5] (0:11.63)	2:02.94 [6] (0:11.19)	1:51.75 [5] (0:11.92)	1:39.83 [5] (0:12.11)	1:27.72 [5] (0:12.52)	1:15.20 [5] (0:12.76)	1:02.44 [5] (0:12.66)	0:36.92	-8
6	1 PRINCETON AWARD Damien Thornton	10	63.9	0:11.47	2:14.58 [6] (0:12.11)	2:02.47 [9] (0:11.47)	1:51.00 [10] (0:11.90)	1:39.10 [10] (0:12.05)	1:27.05 [10] (0:12.56)	1:14.49 [10] (0:12.76)	1:01.73 [10] (0:12.59)	0:36.66	+1
7	4 LUTON HOO Micheal Hellyer	2	65.3	0:11.29	2:14.69 [7] (0:11.36)	2:03.33 [4] (0:11.29)	1:52.04 [4] (0:11.90)	1:40.14 [4] (0:12.29)	1:27.85 [4] (0:12.44)	1:15.41 [4] (0:12.74)	1:02.67 [4] (0:12.68)	0:37.22	+1
8	2 SAVILEO Kyle Wilson-Taylor	7	65.7	0:11.19	2:14.92 [8] (0:11.33)	2:03.59 [3] (0:11.19)	1:52.40 [2] (0:11.82)	1:40.58 [2] (0:12.28)	1:28.30 [2] (0:12.47)	1:15.83 [2] (0:12.72)	1:03.11 [2] (0:12.70)	0:37.64	-1
9	6 STRUCK TWICE Sean Cormack	1	64.4	0:11.25	2:14.92 [9] (0:11.25)	2:03.67 [2] (0:11.33)	1:52.34 [3] (0:11.87)	1:40.47 [3] (0:12.18)	1:28.29 [3] (0:12.51)	1:15.78 [3] (0:12.70)	1:03.08 [3] (0:12.73)	0:37.46	-8
10	10 SECRET RED Nathan Thomas	9	64.8	0:11.34	2:15.24 [10] (0:11.90)	2:03.34 [8] (0:11.34)	1:52.00 [8] (0:11.96)	1:40.04 [8] (0:12.12)	1:27.92 [8] (0:12.48)	1:15.44 [8] (0:12.76)	1:02.68 [8] (0:12.70)	0:37.46	-2

Scratched: Brave Deel (#7), He's Viral (#8)

[] Ranking at each section and finish
 -:-:- No data available at this section
 NA No data available

SCN Saddle cloth number
 DNF Did not finish
 DNT Did not track



Sunshine Coast Poly Track QLD Professional
Race 3: RWC NOOSA & SUNSHINE COAST BENCHMARK 62 Handicap - 2150m
18 August 2024 - 14:04



Track Rating: Synthetic, Weather: Fine, Rail Position: True

Section						800m	600m	400m	200m	Last 600m	
Field Times						0:48.98 (0:12.78)	0:36.20 (0:12.40)	0:23.80 (0:11.75)	0:12.05 (0:12.05)	0:36.20	
Rank	TAB	Horse/Jockey	Barrier	Top Speed [km/h]	Fastest Section					Margin	Distance Travelled [m]
1	3	ASHFALL Bailey Wheeler	6	64.1 2000m	0:11.38 2000m	0:48.30 [6] (0:12.59)	0:35.71 [5] (0:12.03)	0:23.68 [2] (0:11.63)	0:12.05 [1] (0:12.05)	2:13.27	0:35.71
2	9	SON OF SATONO Trudy Thornton	8	64.9 Overall	0:11.07 Overall	0:49.52 [1] (0:12.78)	0:36.74 [1] (0:12.40)	0:24.34 [1] (0:11.96)	0:12.38 [2] (0:12.38)	3L	0:36.74 -8
3	12	WINSTON BLUE Karl Zechner	5	65.1 2000m	0:11.30 2000m	0:48.96 [7] (0:12.59)	0:36.37 [8] (0:12.07)	0:24.30 [7] (0:11.79)	0:12.51 [3] (0:12.51)	5L	0:36.37 -6
4	5	TORQUE LEICA STAR Cody Collis	11	64.9 2000m	0:11.26 2000m	0:48.77 [9] (0:12.51)	0:36.26 [10] (0:11.98)	0:24.28 [8] (0:12.02)	0:12.26 [6] (0:12.26)	5.2L	0:36.26 -7
5	11	MATSUYAMA Girish Goomany	3	65.3 2000m	0:11.19 2000m	0:49.78 [5] (0:12.86)	0:36.92 [6] (0:12.16)	0:24.76 [6] (0:12.37)	0:12.39 [9] (0:12.39)	7.2L	0:36.92 -8
6	1	PRINCETON AWARD Damien Thornton	10	63.9 2000m	0:11.47 2000m	0:49.14 [10] (0:12.48)	0:36.66 [9] (0:12.23)	0:24.43 [9] (0:11.97)	0:12.46 [8] (0:12.46)	7.3L	0:36.66 +1
7	4	LUTON HOO Micheal Hellyer	2	65.3 2000m	0:11.29 2000m	0:49.99 [4] (0:12.77)	0:37.22 [4] (0:12.22)	0:25.00 [5] (0:12.08)	0:12.92 [4] (0:12.92)	7.8L	0:37.22 +1
8	2	SAVILEO Kyle Wilson-Taylor	7	65.7 2000m	0:11.19 2000m	0:50.41 [2] (0:12.77)	0:37.64 [2] (0:12.41)	0:25.23 [4] (0:12.32)	0:12.91 [7] (0:12.91)	9.1L	0:37.64 -1
9	6	STRUCK TWICE Sean Cormack	1	64.4 2000m	0:11.25 Overall	0:50.35 [3] (0:12.89)	0:37.46 [3] (0:12.20)	0:25.26 [3] (0:12.20)	0:13.06 [5] (0:13.06)	9.2L	0:37.46 -8
10	10	SECRET RED Nathan Thomas	9	64.8 2000m	0:11.34 2000m	0:49.98 [8] (0:12.52)	0:37.46 [7] (0:12.55)	0:24.91 [10] (0:12.38)	0:12.53 [10] (0:12.53)	11L	0:37.46 -2

Scratched: Brave Deel (#7), He's Viral (#8)

[] Ranking at each section and finish
 -:-:- No data available at this section
 NA No data available

SCN Saddle cloth number
 DNF Did not finish
 DNT Did not track



Horse/Jockey Name	Ashfall
Final Rank	1
Fastest Section Time (Section)	0:11.38 (2000m)
Top Speed [km/h] (Section)	64.1 (2000m)
Race State	Finished



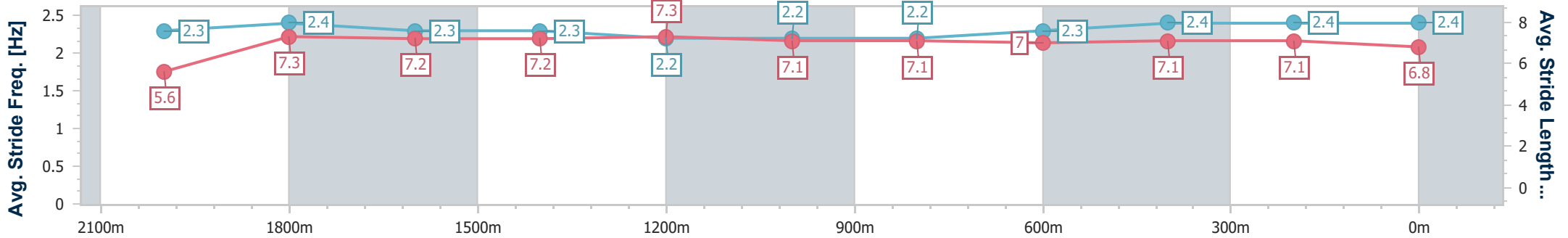
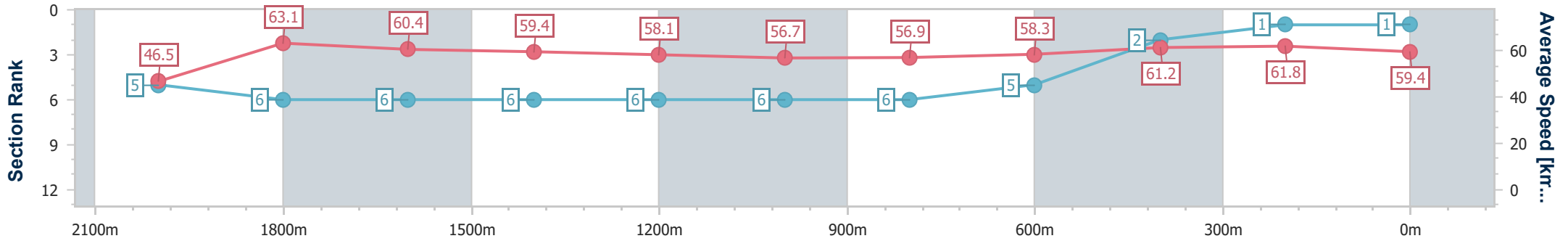
Sunshine Coast Poly Track QLD Professional
Race 3: RWC NOOSA & SUNSHINE COAST BENCHMARK 62
Handicap - 2150m



18 August 2024 - 14:04

Track Rating: Synthetic, Weather: Fine, Rail Position: True

Section	Overall	2000m	1800m	1600m	1400m	1200m	1000m	800m	600m	400m	200m
Section Times	2:13.27 [1] (0:11.60)	2:01.67 [5] (0:11.38)	1:50.29 [6] (0:11.97)	1:38.32 [6] (0:12.12)	1:26.20 [6] (0:12.44)	1:13.76 [6] (0:12.77)	1:00.99 [6] (0:12.69)	0:48.30 [6] (0:12.59)	0:35.71 [5] (0:12.03)	0:23.68 [2] (0:11.63)	0:12.05 [1] (0:12.05)
Average Speed [km/h]	46.5	63.1	60.4	59.4	58.1	56.7	56.9	58.3	61.2	61.8	59.4
Top Speed [km/h]	61.1	64.1	62.2	60.3	58.8	58.0	57.6	60.9	62.6	62.8	61.6
Avg. Dist. to Rail [m]	3.3	1.5	0.4	0.4	2.3	2.7	2.7	2.6	3.1	3.6	1.8
Avg. Stride Freq. [Hz]	2.3	2.4	2.3	2.3	2.2	2.2	2.2	2.3	2.4	2.4	2.4
Avg. Stride Length [m]	5.6	7.3	7.2	7.2	7.3	7.1	7.1	7.0	7.1	7.1	6.8



- [] Ranking at each section and finish
- .-.- No data available at this section
- NA No data available



Horse/Jockey Name	Son Of Satono
Final Rank	2
Fastest Section Time (Section)	0:11.07 (Overall)
Top Speed [km/h] (Section)	64.9 (Overall)
Race State	Finished



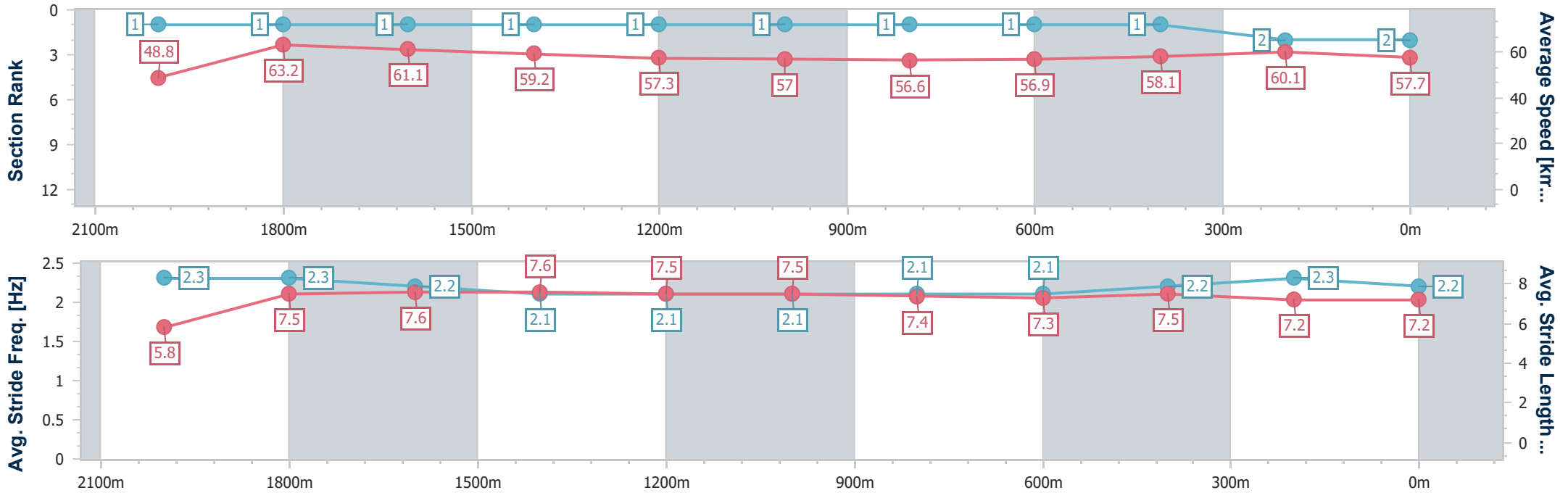
Sunshine Coast Poly Track QLD Professional
Race 3: RWC NOOSA & SUNSHINE COAST BENCHMARK 62
Handicap - 2150m



18 August 2024 - 14:04

Track Rating: Synthetic, Weather: Fine, Rail Position: True

Section	Overall	2000m	1800m	1600m	1400m	1200m	1000m	800m	600m	400m	200m
Section Times	2:13.81 [2] (0:11.07)	2:02.74 [1] (0:11.40)	1:51.34 [1] (0:11.71)	1:39.63 [1] (0:12.13)	1:27.50 [1] (0:12.57)	1:14.93 [1] (0:12.71)	1:02.22 [1] (0:12.70)	0:49.52 [1] (0:12.78)	0:36.74 [1] (0:12.40)	0:24.34 [1] (0:11.96)	0:12.38 [2] (0:12.38)
Average Speed [km/h]	48.8	63.2	61.1	59.2	57.3	57.0	56.6	56.9	58.1	60.1	57.7
Top Speed [km/h]	64.9	64.5	61.6	60.6	58.4	57.6	57.5	59.1	58.7	61.2	59.4
Avg. Dist. to Rail [m]	5.9	0.5	0.8	0.7	1.3	1.6	1.5	1.1	0.2	0.4	0.1
Avg. Stride Freq. [Hz]	2.3	2.3	2.2	2.1	2.1	2.1	2.1	2.1	2.2	2.3	2.2
Avg. Stride Length [m]	5.8	7.5	7.6	7.6	7.5	7.5	7.4	7.3	7.5	7.2	7.2



- [] Ranking at each section and finish
- .-.- No data available at this section
- NA No data available



Horse/Jockey Name	Winston Blue
Final Rank	3
Fastest Section Time (Section)	0:11.30 (2000m)
Top Speed [km/h] (Section)	65.1 (2000m)
Race State	Finished



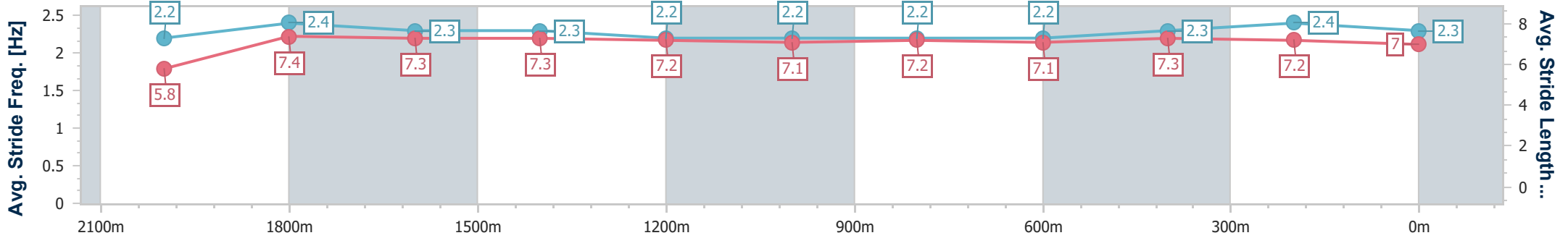
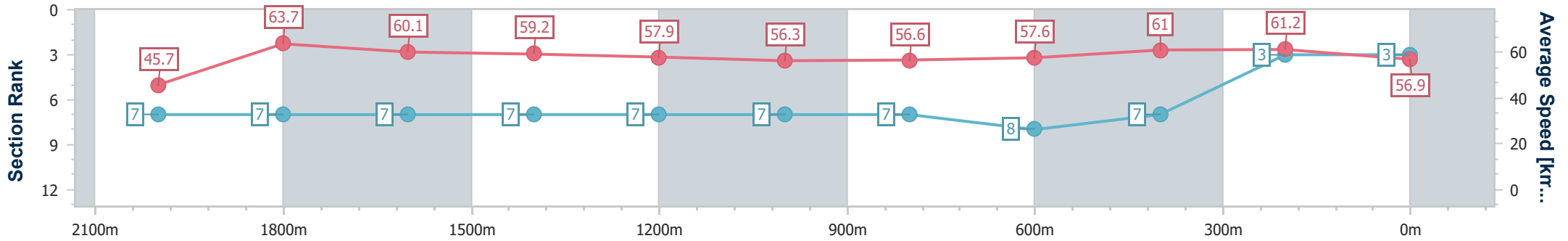
Sunshine Coast Poly Track QLD Professional
Race 3: RWC NOOSA & SUNSHINE COAST BENCHMARK 62
Handicap - 2150m



18 August 2024 - 14:04

Track Rating: Synthetic, Weather: Fine, Rail Position: True

Section	Overall	2000m	1800m	1600m	1400m	1200m	1000m	800m	600m	400m	200m
Section Times	2:14.16 [3] (0:11.85)	2:02.31 [7] (0:11.30)	1:51.01 [7] (0:11.95)	1:39.06 [7] (0:12.14)	1:26.92 [7] (0:12.48)	1:14.44 [7] (0:12.77)	1:01.67 [7] (0:12.71)	0:48.96 [7] (0:12.59)	0:36.37 [8] (0:12.07)	0:24.30 [7] (0:11.79)	0:12.51 [3] (0:12.51)
Average Speed [km/h]	45.7	63.7	60.1	59.2	57.9	56.3	56.6	57.6	61.0	61.2	56.9
Top Speed [km/h]	62.3	65.1	62.7	60.1	59.2	58.6	57.7	59.9	62.8	63.8	59.6
Avg. Dist. to Rail [m]	3.0	0.7	0.3	0.5	0.8	0.7	0.4	0.9	3.1	4.8	3.7
Avg. Stride Freq. [Hz]	2.2	2.4	2.3	2.3	2.2	2.2	2.2	2.2	2.3	2.4	2.3
Avg. Stride Length [m]	5.8	7.4	7.3	7.3	7.2	7.1	7.2	7.1	7.3	7.2	7.0



- [] Ranking at each section and finish
- .-.- No data available at this section
- NA No data available



Horse/Jockey Name	Torque Leica Star
Final Rank	4
Fastest Section Time (Section)	0:11.26 (2000m)
Top Speed [km/h] (Section)	64.9 (2000m)
Race State	Finished



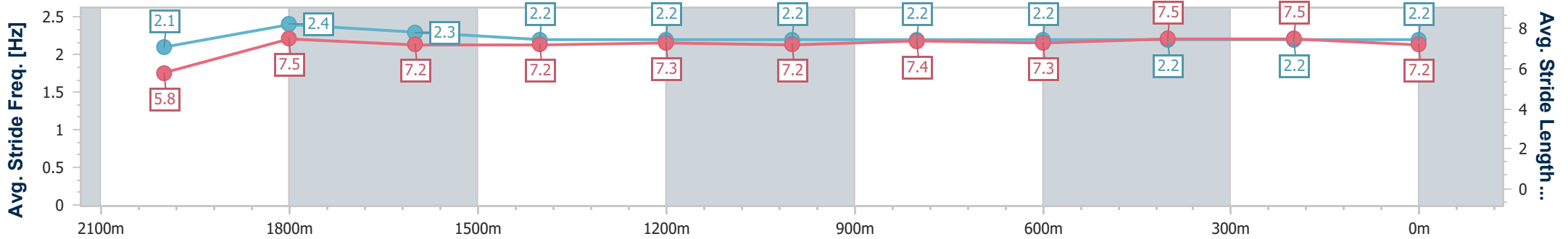
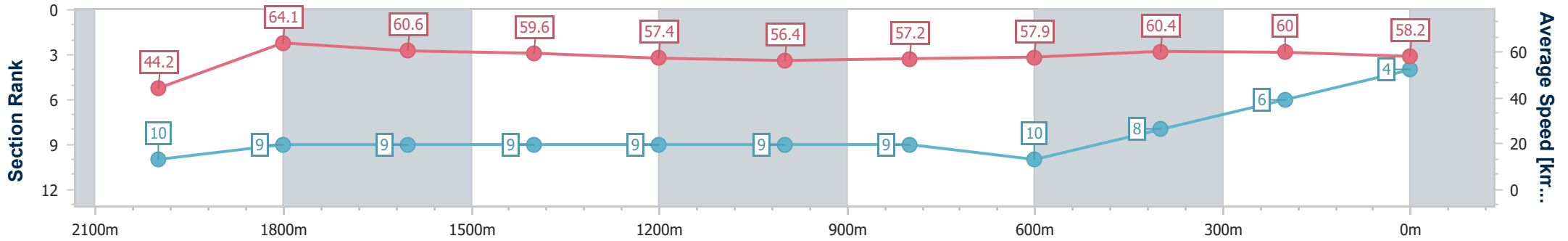
Sunshine Coast Poly Track QLD Professional
Race 3: RWC NOOSA & SUNSHINE COAST BENCHMARK 62
Handicap - 2150m



18 August 2024 - 14:04

Track Rating: Synthetic, Weather: Fine, Rail Position: True

Section	Overall	2000m	1800m	1600m	1400m	1200m	1000m	800m	600m	400m	200m
Section Times	2:14.21 [4] (0:12.23)	2:01.98 [10] (0:11.26)	1:50.72 [9] (0:11.85)	1:38.87 [9] (0:12.10)	1:26.77 [9] (0:12.56)	1:14.21 [9] (0:12.81)	1:01.40 [9] (0:12.63)	0:48.77 [9] (0:12.51)	0:36.26 [10] (0:11.98)	0:24.28 [8] (0:12.02)	0:12.26 [6] (0:12.26)
Average Speed [km/h]	44.2	64.1	60.6	59.6	57.4	56.4	57.2	57.9	60.4	60.0	58.2
Top Speed [km/h]	61.5	64.9	63.1	60.5	59.0	58.5	58.2	59.4	61.7	61.8	59.6
Avg. Dist. to Rail [m]	6.7	0.4	0.5	0.4	1.4	1.5	1.5	1.0	1.1	3.0	4.2
Avg. Stride Freq. [Hz]	2.1	2.4	2.3	2.2	2.2	2.2	2.2	2.2	2.2	2.2	2.2
Avg. Stride Length [m]	5.8	7.5	7.2	7.2	7.3	7.2	7.4	7.3	7.5	7.5	7.2



- [] Ranking at each section and finish
- .-.- No data available at this section
- NA No data available



Horse/Jockey Name	Matsuyama
Final Rank	5
Fastest Section Time (Section)	0:11.19 (2000m)
Top Speed [km/h] (Section)	65.3 (2000m)
Race State	Finished



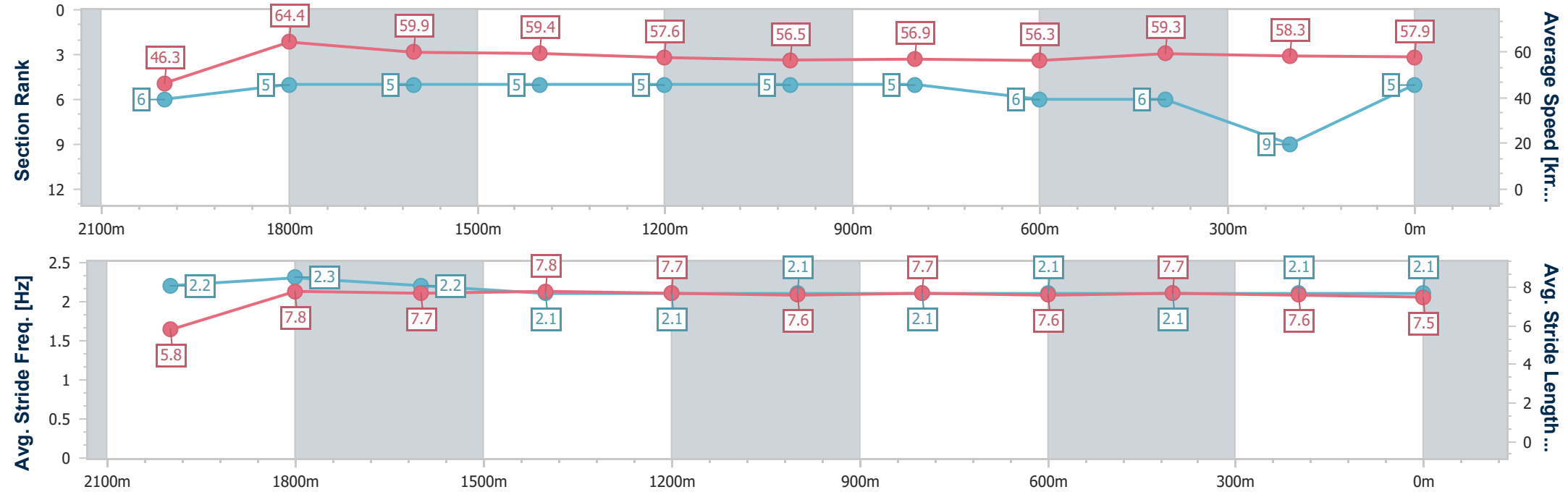
Sunshine Coast Poly Track QLD Professional
Race 3: RWC NOOSA & SUNSHINE COAST BENCHMARK 62
Handicap - 2150m



18 August 2024 - 14:04

Track Rating: Synthetic, Weather: Fine, Rail Position: True

Section	Overall	2000m	1800m	1600m	1400m	1200m	1000m	800m	600m	400m	200m
Section Times	2:14.57 [5] (0:11.63)	2:02.94 [6] (0:11.19)	1:51.75 [5] (0:11.92)	1:39.83 [5] (0:12.11)	1:27.72 [5] (0:12.52)	1:15.20 [5] (0:12.76)	1:02.44 [5] (0:12.66)	0:49.78 [5] (0:12.86)	0:36.92 [6] (0:12.16)	0:24.76 [6] (0:12.37)	0:12.39 [9] (0:12.39)
Average Speed [km/h]	46.3	64.4	59.9	59.4	57.6	56.5	56.9	56.3	59.3	58.3	57.9
Top Speed [km/h]	63.5	65.3	62.3	61.1	58.9	58.0	58.3	58.5	59.9	59.4	57.8
Avg. Dist. to Rail [m]	1.8	0.2	1.0	0.8	1.3	1.6	1.7	1.0	0.3	0.4	0.2
Avg. Stride Freq. [Hz]	2.2	2.3	2.2	2.1	2.1	2.1	2.1	2.1	2.1	2.1	2.1
Avg. Stride Length [m]	5.8	7.8	7.7	7.8	7.7	7.6	7.7	7.6	7.7	7.6	7.5



- [] Ranking at each section and finish
- .-.- No data available at this section
- NA No data available



Horse/Jockey Name	Princeton Award
Final Rank	6
Fastest Section Time (Section)	0:11.47 (2000m)
Top Speed [km/h] (Section)	63.9 (2000m)
Race State	Finished



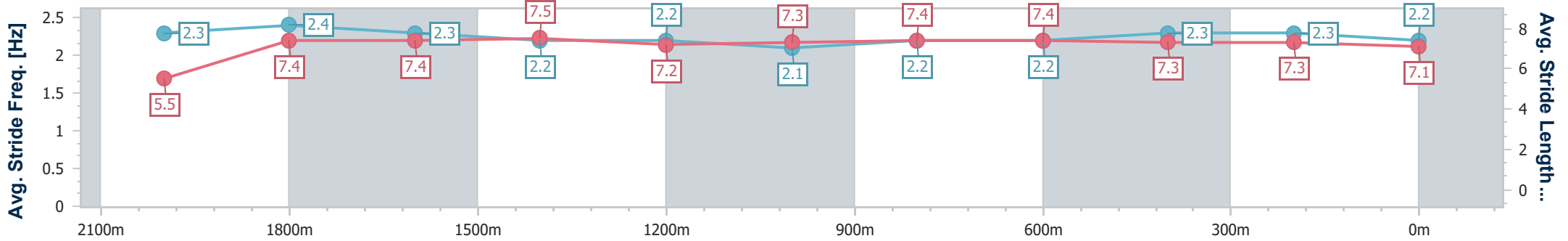
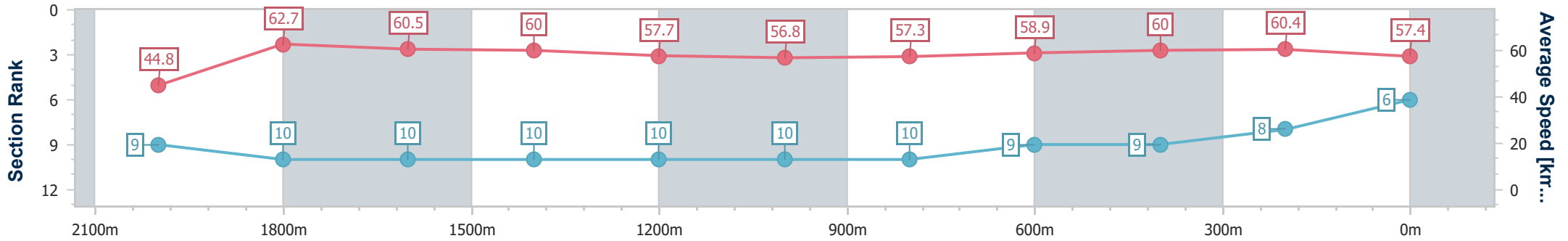
Sunshine Coast Poly Track QLD Professional
Race 3: RWC NOOSA & SUNSHINE COAST BENCHMARK 62
Handicap - 2150m



18 August 2024 - 14:04

Track Rating: Synthetic, Weather: Fine, Rail Position: True

Section	Overall	2000m	1800m	1600m	1400m	1200m	1000m	800m	600m	400m	200m
Section Times	2:14.58 [6] (0:12.11)	2:02.47 [9] (0:11.47)	1:51.00 [10] (0:11.90)	1:39.10 [10] (0:12.05)	1:27.05 [10] (0:12.56)	1:14.49 [10] (0:12.76)	1:01.73 [10] (0:12.59)	0:49.14 [10] (0:12.48)	0:36.66 [9] (0:12.23)	0:24.43 [9] (0:11.97)	0:12.46 [8] (0:12.46)
Average Speed [km/h]	44.8	62.7	60.5	60.0	57.7	56.8	57.3	58.9	60.0	60.4	57.4
Top Speed [km/h]	60.7	63.9	62.2	61.1	58.9	58.7	58.3	60.4	60.8	61.2	58.8
Avg. Dist. to Rail [m]	6.1	1.8	0.3	0.7	2.4	2.9	2.9	2.7	3.4	4.8	4.9
Avg. Stride Freq. [Hz]	2.3	2.4	2.3	2.2	2.2	2.1	2.2	2.2	2.3	2.3	2.2
Avg. Stride Length [m]	5.5	7.4	7.4	7.5	7.2	7.3	7.4	7.4	7.3	7.3	7.1



- [] Ranking at each section and finish
- .-.- No data available at this section
- NA No data available



Horse/Jockey Name	Luton Hoo
Final Rank	7
Fastest Section Time (Section)	0:11.29 (2000m)
Top Speed [km/h] (Section)	65.3 (2000m)
Race State	Finished



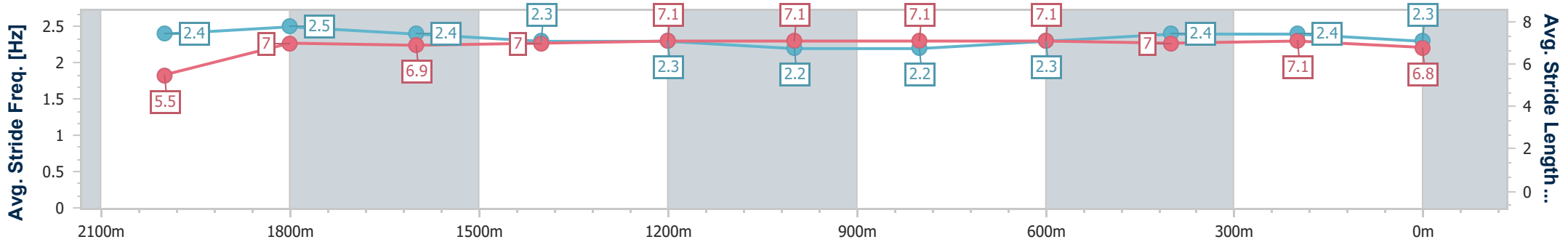
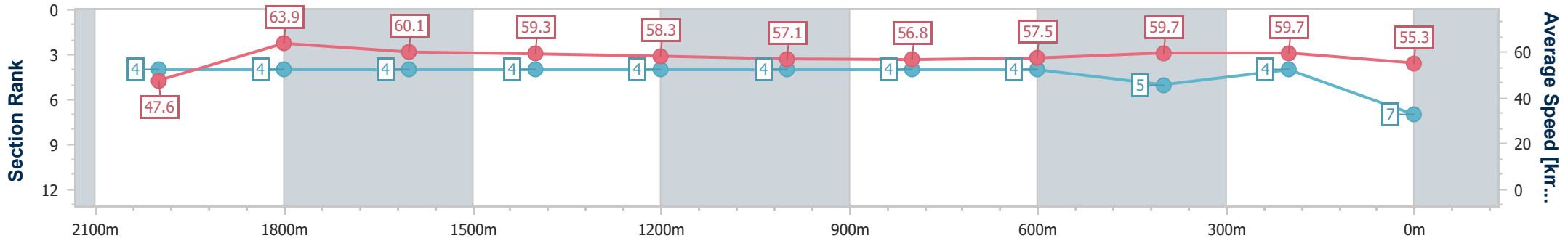
Sunshine Coast Poly Track QLD Professional
Race 3: RWC NOOSA & SUNSHINE COAST BENCHMARK 62
Handicap - 2150m



18 August 2024 - 14:04

Track Rating: Synthetic, Weather: Fine, Rail Position: True

Section	Overall	2000m	1800m	1600m	1400m	1200m	1000m	800m	600m	400m	200m
Section Times	2:14.69 [7] (0:11.36)	2:03.33 [4] (0:11.29)	1:52.04 [4] (0:11.90)	1:40.14 [4] (0:12.29)	1:27.85 [4] (0:12.44)	1:15.41 [4] (0:12.74)	1:02.67 [4] (0:12.68)	0:49.99 [4] (0:12.77)	0:37.22 [4] (0:12.22)	0:25.00 [5] (0:12.08)	0:12.92 [4] (0:12.92)
Average Speed [km/h]	47.6	63.9	60.1	59.3	58.3	57.1	56.8	57.5	59.7	59.7	55.3
Top Speed [km/h]	62.2	65.3	62.0	60.1	59.1	57.9	57.6	59.5	61.0	61.5	58.0
Avg. Dist. to Rail [m]	1.0	0.5	0.5	1.7	3.0	3.1	3.1	2.6	2.1	1.9	1.7
Avg. Stride Freq. [Hz]	2.4	2.5	2.4	2.3	2.3	2.2	2.2	2.3	2.4	2.4	2.3
Avg. Stride Length [m]	5.5	7.0	6.9	7.0	7.1	7.1	7.1	7.1	7.0	7.1	6.8



- [] Ranking at each section and finish
- .-.- No data available at this section
- NA No data available



Horse/Jockey Name	Savileo
Final Rank	8
Fastest Section Time (Section)	0:11.19 (2000m)
Top Speed [km/h] (Section)	65.7 (2000m)
Race State	Finished



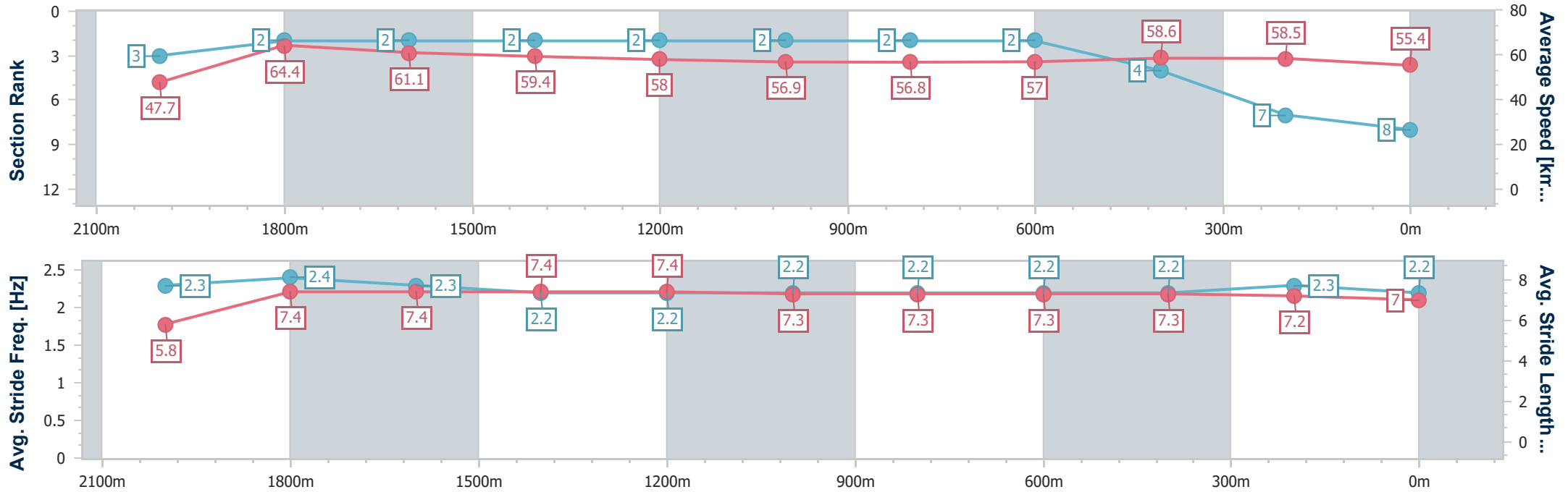
Sunshine Coast Poly Track QLD Professional
 Race 3: RWC NOOSA & SUNSHINE COAST BENCHMARK 62
 Handicap - 2150m



18 August 2024 - 14:04

Track Rating: Synthetic, Weather: Fine, Rail Position: True

Section	Overall	2000m	1800m	1600m	1400m	1200m	1000m	800m	600m	400m	200m
Section Times	2:14.92 [8] (0:11.33)	2:03.59 [3] (0:11.19)	1:52.40 [2] (0:11.82)	1:40.58 [2] (0:12.28)	1:28.30 [2] (0:12.47)	1:15.83 [2] (0:12.72)	1:03.11 [2] (0:12.70)	0:50.41 [2] (0:12.77)	0:37.64 [2] (0:12.41)	0:25.23 [4] (0:12.32)	0:12.91 [7] (0:12.91)
Average Speed [km/h]	47.7	64.4	61.1	59.4	58.0	56.9	56.8	57.0	58.6	58.5	55.4
Top Speed [km/h]	62.6	65.7	63.3	60.2	58.5	57.6	57.8	58.8	59.6	60.2	57.1
Avg. Dist. to Rail [m]	4.8	3.2	1.3	1.4	2.8	2.8	2.5	1.7	1.5	2.4	4.4
Avg. Stride Freq. [Hz]	2.3	2.4	2.3	2.2	2.2	2.2	2.2	2.2	2.2	2.3	2.2
Avg. Stride Length [m]	5.8	7.4	7.4	7.4	7.4	7.3	7.3	7.3	7.3	7.2	7.0



- [] Ranking at each section and finish
- .-.- No data available at this section
- NA No data available



Horse/Jockey Name	Struck Twice
Final Rank	9
Fastest Section Time (Section)	0:11.25 (Overall)
Top Speed [km/h] (Section)	64.4 (2000m)
Race State	Finished



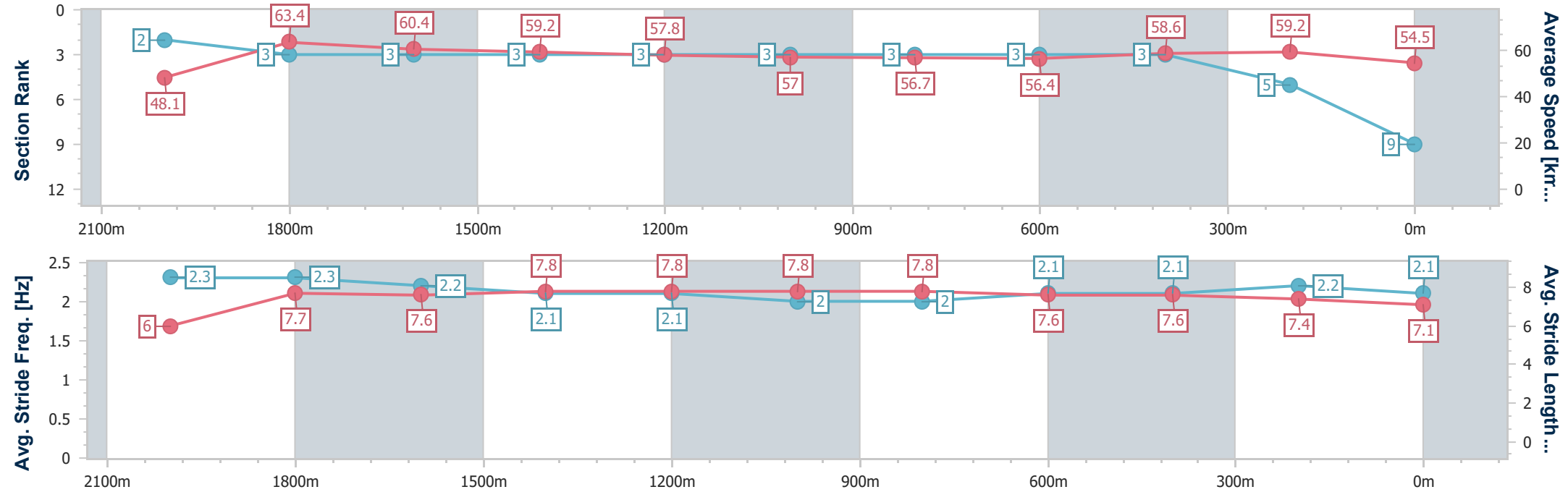
Sunshine Coast Poly Track QLD Professional
Race 3: RWC NOOSA & SUNSHINE COAST BENCHMARK 62
Handicap - 2150m



18 August 2024 - 14:04

Track Rating: Synthetic, Weather: Fine, Rail Position: True

Section	Overall	2000m	1800m	1600m	1400m	1200m	1000m	800m	600m	400m	200m
Section Times	2:14.92 [9] (0:11.25)	2:03.67 [2] (0:11.33)	1:52.34 [3] (0:11.87)	1:40.47 [3] (0:12.18)	1:28.29 [3] (0:12.51)	1:15.78 [3] (0:12.70)	1:03.08 [3] (0:12.73)	0:50.35 [3] (0:12.89)	0:37.46 [3] (0:12.20)	0:25.26 [3] (0:12.20)	0:13.06 [5] (0:13.06)
Average Speed [km/h]	48.1	63.4	60.4	59.2	57.8	57.0	56.7	56.4	58.6	59.2	54.5
Top Speed [km/h]	63.6	64.4	62.1	61.0	58.4	57.8	57.7	58.7	59.4	59.9	57.2
Avg. Dist. to Rail [m]	0.2	0.4	0.5	0.6	1.5	2.0	1.8	1.1	0.5	0.6	2.1
Avg. Stride Freq. [Hz]	2.3	2.3	2.2	2.1	2.1	2.0	2.0	2.1	2.1	2.2	2.1
Avg. Stride Length [m]	6.0	7.7	7.6	7.8	7.8	7.8	7.8	7.6	7.6	7.4	7.1



- [] Ranking at each section and finish
- .-.- No data available at this section
- NA No data available



Horse/Jockey Name	Secret Red
Final Rank	10
Fastest Section Time (Section)	0:11.34 (2000m)
Top Speed [km/h] (Section)	64.8 (2000m)
Race State	Finished



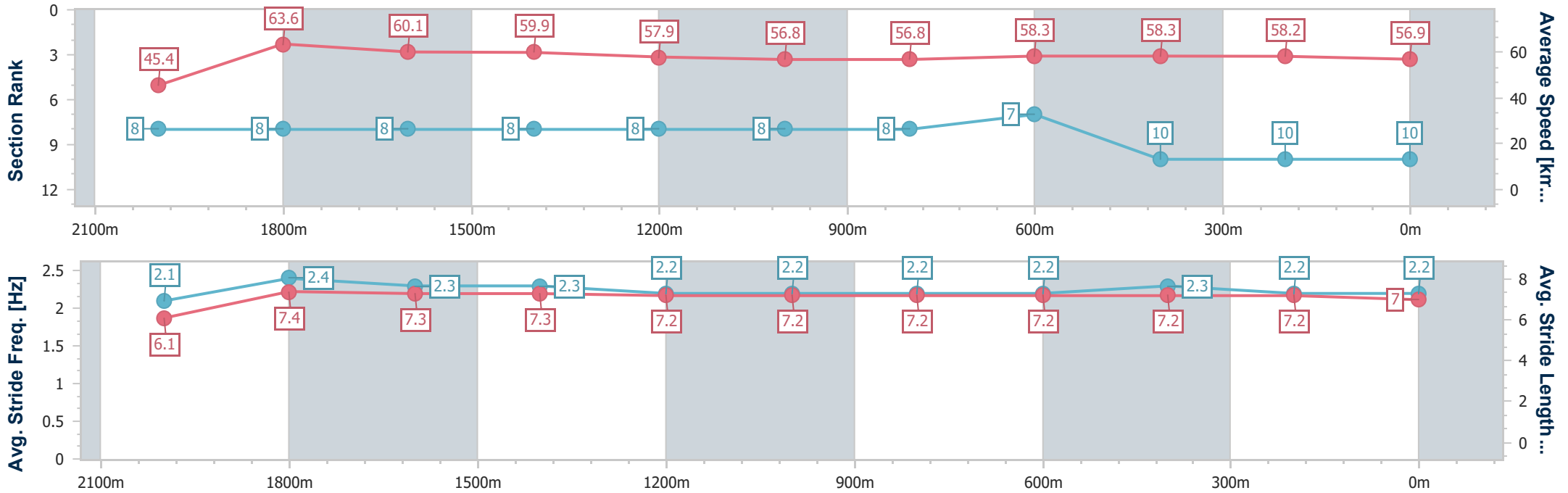
Sunshine Coast Poly Track QLD Professional
 Race 3: RWC NOOSA & SUNSHINE COAST BENCHMARK 62
 Handicap - 2150m



18 August 2024 - 14:04

Track Rating: Synthetic, Weather: Fine, Rail Position: True

Section	Overall	2000m	1800m	1600m	1400m	1200m	1000m	800m	600m	400m	200m
Section Times	2:15.24 [10] (0:11.90)	2:03.34 [8] (0:11.34)	1:52.00 [8] (0:11.96)	1:40.04 [8] (0:12.12)	1:27.92 [8] (0:12.48)	1:15.44 [8] (0:12.76)	1:02.68 [8] (0:12.70)	0:49.98 [8] (0:12.52)	0:37.46 [7] (0:12.55)	0:24.91 [10] (0:12.38)	0:12.53 [10] (0:12.53)
Average Speed [km/h]	45.4	63.6	60.1	59.9	57.9	56.8	56.8	58.3	58.3	58.2	56.9
Top Speed [km/h]	63.1	64.8	62.4	61.0	58.9	58.3	57.6	59.3	59.3	58.8	58.2
Avg. Dist. to Rail [m]	4.4	1.1	0.3	0.9	1.9	1.9	1.7	2.1	2.6	4.2	5.2
Avg. Stride Freq. [Hz]	2.1	2.4	2.3	2.3	2.2	2.2	2.2	2.2	2.3	2.2	2.2
Avg. Stride Length [m]	6.1	7.4	7.3	7.3	7.2	7.2	7.2	7.2	7.2	7.2	7.0



- [] Ranking at each section and finish
- .-.- No data available at this section
- NA No data available



Sunshine Coast Poly Track QLD Professional

Race 4: ROBILLIARD BUILDING & DESIGN BENCHMARK 60 Handicap - 1000m

18 August 2024 - 14:39



Track Rating: Synthetic, Weather: Fine, Rail Position: True

Section		Overall	800m	600m	400m	200m	Last 600m					
Field Times		0:58.77 (0:13.09)	0:45.68 (0:10.89)	0:34.79 (0:11.31)	0:23.48 (0:11.23)	0:12.25 (0:12.25)	0:34.79					
Rank	TAB Horse/Jockey	Barrier	Top Speed [km/h]	Fastest Section	Margin			Distance Travelled [m]				
1	7 CURRY LEGEND Tahlia Fenlon	5	69.1 800m	0:10.89 800m	0:58.77 [1] (0:13.09)	0:45.68 [1] (0:10.89)	0:34.79 [1] (0:11.31)	0:23.48 [1] (0:11.23)	0:12.25 [1] (0:12.25)	0:58.77	0:34.79	
2	1 I AM VODOO Corey Sutherland	9	69.4 Overall	0:11.01 800m	0:58.93 [2] (0:13.17)	0:45.76 [2] (0:11.01)	0:34.75 [2] (0:11.27)	0:23.48 [2] (0:11.13)	0:12.35 [2] (0:12.35)	0.8L	0:34.75	+3
3	12 ANNAKURI Karl Zechner	10	69.1 Overall	0:11.11 800m	0:59.25 [3] (0:13.30)	0:45.95 [3] (0:11.11)	0:34.84 [5] (0:11.28)	0:23.56 [4] (0:11.23)	0:12.33 [3] (0:12.33)	2.6L	0:34.84	+4
4	2 EXTREMAARTY Shania Willis	4	69.3 Overall	0:10.92 800m	0:59.32 [4] (0:13.65)	0:45.67 [8] (0:10.92)	0:34.75 [6] (0:11.18)	0:23.57 [5] (0:11.37)	0:12.20 [4] (0:12.20)	2.9L	0:34.75	-2
5	6 LADY FALVELON Cody Collis	8	67.2 Overall	0:11.16 800m	0:59.34 [5] (0:13.49)	0:45.85 [6] (0:11.16)	0:34.69 [7] (0:11.33)	0:23.36 [8] (0:11.23)	0:12.13 [6] (0:12.13)	3L	0:34.69	+5
6	9 AIRSTRIKE Madeleine Wishart	7	67.6 Overall	0:11.08 800m	0:59.69 [6] (0:13.60)	0:46.09 [7] (0:11.08)	0:35.01 [8] (0:11.15)	0:23.86 [7] (0:11.54)	0:12.32 [8] (0:12.32)	5L	0:35.01	+1
7	11 SIDE SHOW SALLY Micheal Hellyer	3	68.1 800m	0:11.01 800m	0:59.84 [7] (0:13.33)	0:46.51 [5] (0:11.01)	0:35.50 [4] (0:11.42)	0:24.08 [6] (0:11.51)	0:12.57 [7] (0:12.57)	5.8L	0:35.50	+2
8	4 PALAZZO SPIRIT Nathan Thomas	1	68.4 Overall	0:10.90 800m	1:00.28 [8] (0:13.31)	0:46.97 [4] (0:10.90)	0:36.07 [3] (0:11.46)	0:24.61 [3] (0:11.51)	0:13.10 [5] (0:13.10)	8.3L	0:36.07	+2

Scratched: Mr Polar (#3), Platinum Lies (#5), Mr Bubbaluski (#8), Gallery Master (#10)

[] Ranking at each section and finish
 -:-:- No data available at this section
 NA No data available

SCN Saddle cloth number
 DNF Did not finish
 DNT Did not track



Horse/Jockey Name	Curry Legend
Final Rank	1
Fastest Section Time (Section)	0:10.89 (800m)
Top Speed [km/h] (Section)	69.1 (800m)
Race State	Finished



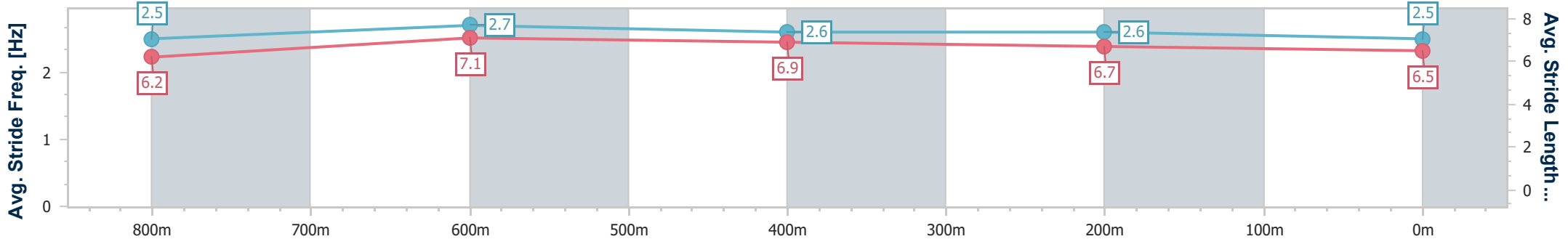
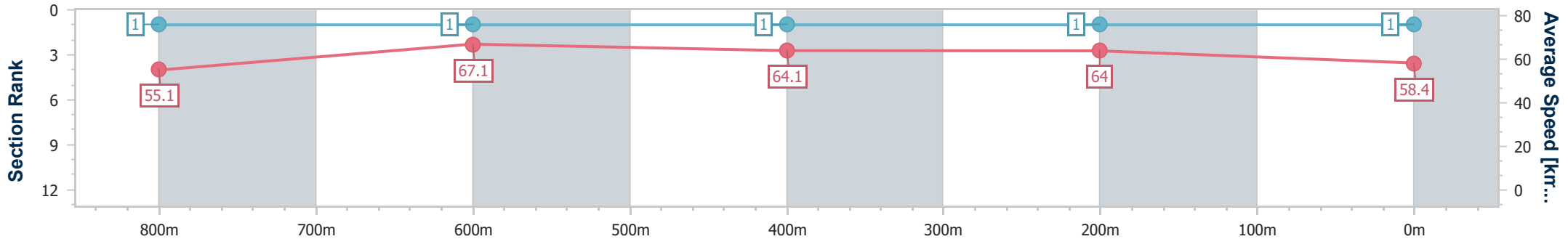
Sunshine Coast Poly Track QLD Professional
 Race 4: ROBILIARD BUILDING & DESIGN BENCHMARK 60
 Handicap - 1000m



18 August 2024 - 14:39

Track Rating: Synthetic, Weather: Fine, Rail Position: True

Section	Overall	800m	600m	400m	200m
Section Times	0:58.77 [1] (0:13.09)	0:45.68 [1] (0:10.89)	0:34.79 [1] (0:11.31)	0:23.48 [1] (0:11.23)	0:12.25 [1] (0:12.25)
Average Speed [km/h]	55.1	67.1	64.1	64.0	58.4
Top Speed [km/h]	69.0	69.1	65.5	65.8	62.4
Avg. Dist. to Rail [m]	4.3	2.1	1.1	0.5	1.1
Avg. Stride Freq. [Hz]	2.5	2.7	2.6	2.6	2.5
Avg. Stride Length [m]	6.2	7.1	6.9	6.7	6.5



- [] Ranking at each section and finish
- .-.- No data available at this section
- NA No data available



Horse/Jockey Name	I Am Voodoo
Final Rank	2
Fastest Section Time (Section)	0:11.01 (800m)
Top Speed [km/h] (Section)	69.4 (Overall)
Race State	Finished



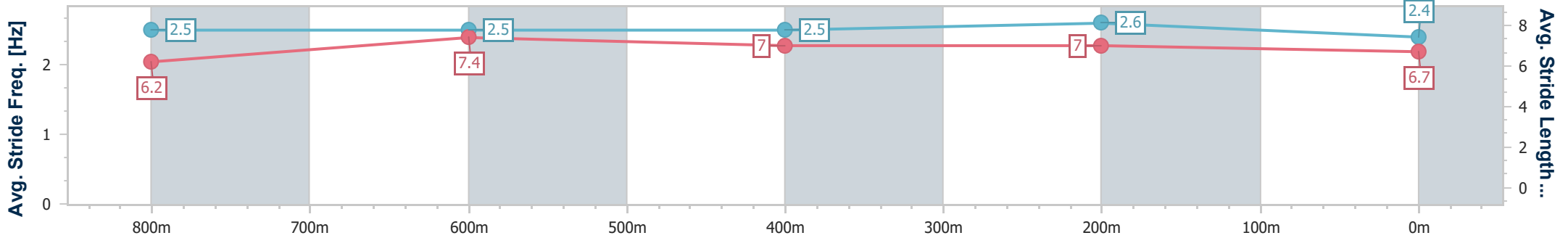
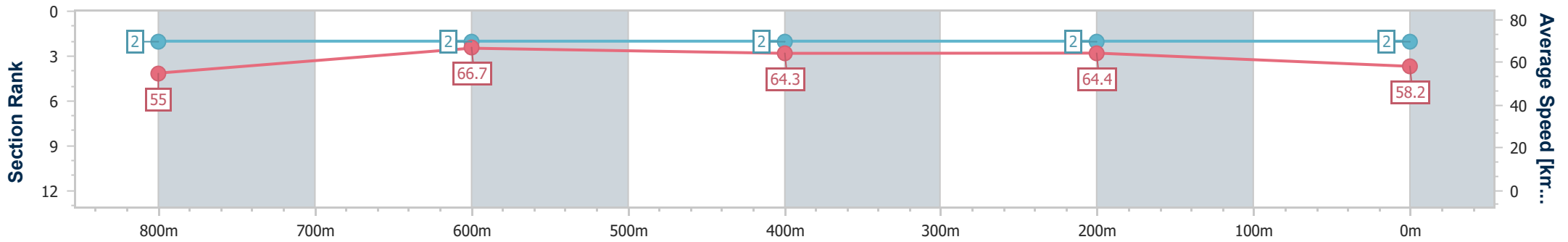
Sunshine Coast Poly Track QLD Professional
Race 4: ROBILIARD BUILDING & DESIGN BENCHMARK 60
Handicap - 1000m



18 August 2024 - 14:39

Track Rating: Synthetic, Weather: Fine, Rail Position: True

Section	Overall	800m	600m	400m	200m
Section Times	0:58.93 [2] (0:13.17)	0:45.76 [2] (0:11.01)	0:34.75 [2] (0:11.27)	0:23.48 [2] (0:11.13)	0:12.35 [2] (0:12.35)
Average Speed [km/h]	55.0	66.7	64.3	64.4	58.2
Top Speed [km/h]	69.4	68.3	67.8	67.5	61.8
Avg. Dist. to Rail [m]	6.7	3.1	1.9	1.2	2.4
Avg. Stride Freq. [Hz]	2.5	2.5	2.5	2.6	2.4
Avg. Stride Length [m]	6.2	7.4	7.0	7.0	6.7



- [] Ranking at each section and finish
- .-.- No data available at this section
- NA No data available



Horse/Jockey Name	Annakuri
Final Rank	3
Fastest Section Time (Section)	0:11.11 (800m)
Top Speed [km/h] (Section)	69.1 (Overall)
Race State	Finished



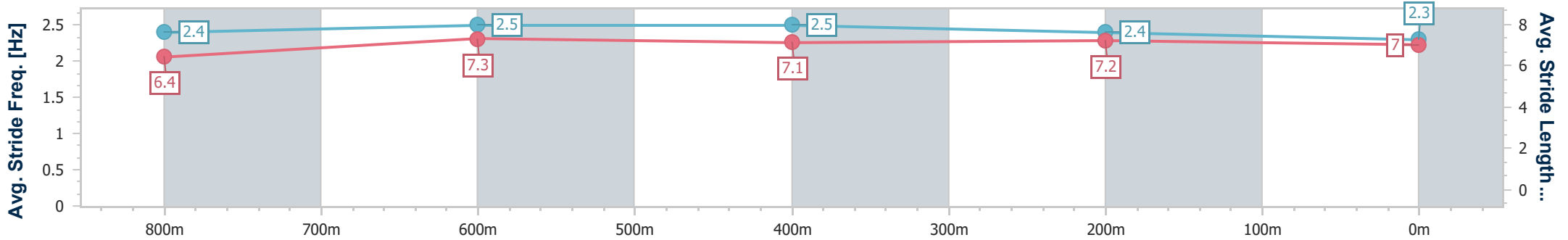
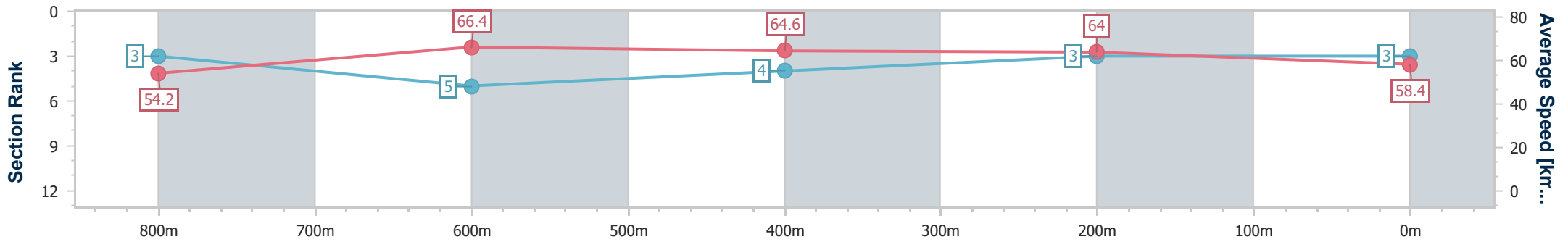
Sunshine Coast Poly Track QLD Professional
 Race 4: ROBILIARD BUILDING & DESIGN BENCHMARK 60
 Handicap - 1000m



18 August 2024 - 14:39

Track Rating: Synthetic, Weather: Fine, Rail Position: True

Section	Overall	800m	600m	400m	200m
Section Times	0:59.25 [3] (0:13.30)	0:45.95 [3] (0:11.11)	0:34.84 [5] (0:11.28)	0:23.56 [4] (0:11.23)	0:12.33 [3] (0:12.33)
Average Speed [km/h]	54.2	66.4	64.6	64.0	58.4
Top Speed [km/h]	69.1	68.4	67.0	65.5	62.1
Avg. Dist. to Rail [m]	7.9	3.4	1.8	2.3	1.4
Avg. Stride Freq. [Hz]	2.4	2.5	2.5	2.4	2.3
Avg. Stride Length [m]	6.4	7.3	7.1	7.2	7.0



- [] Ranking at each section and finish
- .-.- No data available at this section
- NA No data available



Horse/Jockey Name	Extremaarty
Final Rank	4
Fastest Section Time (Section)	0:10.92 (800m)
Top Speed [km/h] (Section)	69.3 (Overall)
Race State	Finished



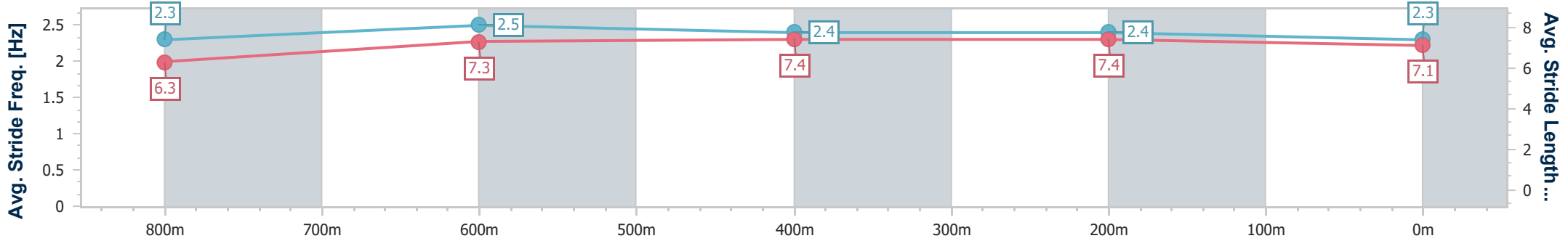
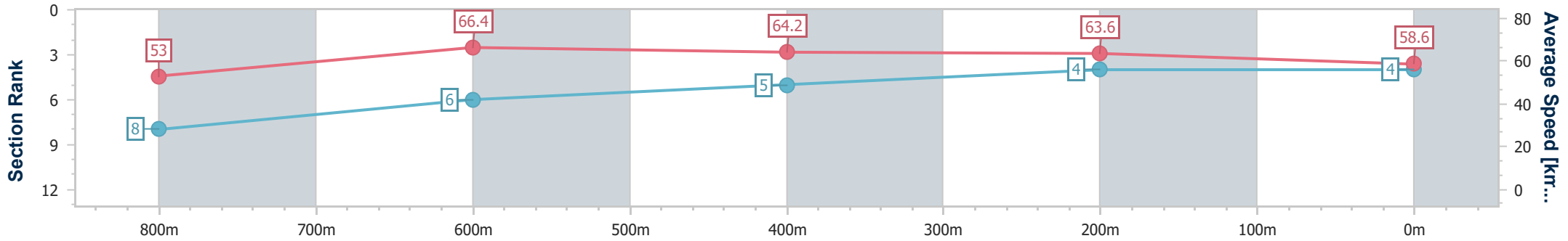
Sunshine Coast Poly Track QLD Professional
 Race 4: ROBILIARD BUILDING & DESIGN BENCHMARK 60
 Handicap - 1000m



18 August 2024 - 14:39

Track Rating: Synthetic, Weather: Fine, Rail Position: True

Section	Overall	800m	600m	400m	200m
Section Times	0:59.32 [4] (0:13.65)	0:45.67 [8] (0:10.92)	0:34.75 [6] (0:11.18)	0:23.57 [5] (0:11.37)	0:12.20 [4] (0:12.20)
Average Speed [km/h]	53.0	66.4	64.2	63.6	58.6
Top Speed [km/h]	69.3	69.3	67.6	64.2	62.3
Avg. Dist. to Rail [m]	3.6	1.5	0.5	0.4	0.9
Avg. Stride Freq. [Hz]	2.3	2.5	2.4	2.4	2.3
Avg. Stride Length [m]	6.3	7.3	7.4	7.4	7.1



- [] Ranking at each section and finish
- .-.- No data available at this section
- NA No data available



Horse/Jockey Name	Lady Falvelon
Final Rank	5
Fastest Section Time (Section)	0:11.16 (800m)
Top Speed [km/h] (Section)	67.2 (Overall)
Race State	Finished



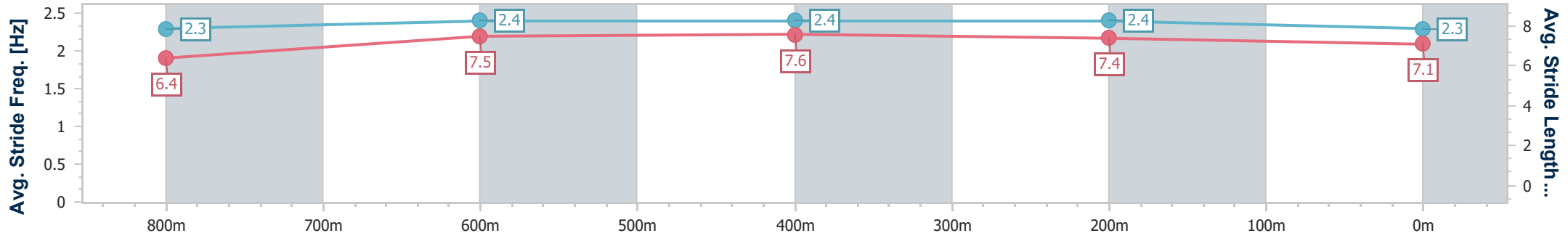
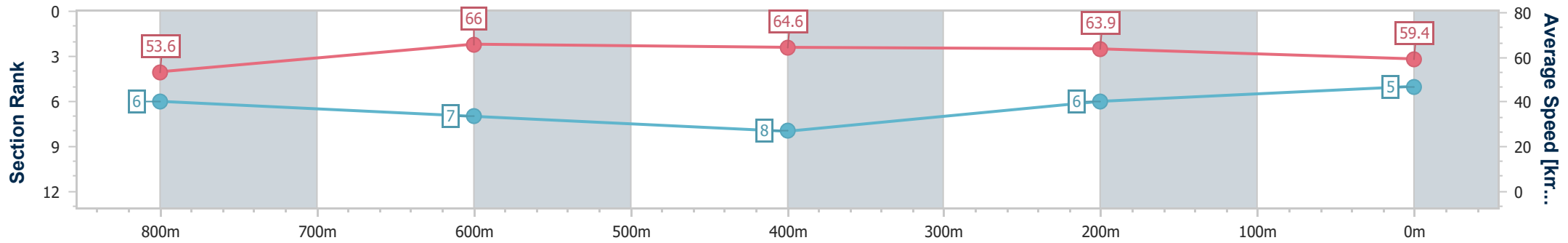
Sunshine Coast Poly Track QLD Professional
 Race 4: ROBILIARD BUILDING & DESIGN BENCHMARK 60
 Handicap - 1000m



18 August 2024 - 14:39

Track Rating: Synthetic, Weather: Fine, Rail Position: True

Section	Overall	800m	600m	400m	200m
Section Times	0:59.34 [5] (0:13.49)	0:45.85 [6] (0:11.16)	0:34.69 [7] (0:11.33)	0:23.36 [8] (0:11.23)	0:12.13 [6] (0:12.13)
Average Speed [km/h]	53.6	66.0	64.6	63.9	59.4
Top Speed [km/h]	67.2	67.1	65.8	65.9	62.0
Avg. Dist. to Rail [m]	5.3	3.3	2.4	4.7	4.9
Avg. Stride Freq. [Hz]	2.3	2.4	2.4	2.4	2.3
Avg. Stride Length [m]	6.4	7.5	7.6	7.4	7.1



- [] Ranking at each section and finish
- .-.- No data available at this section
- NA No data available



Horse/Jockey Name	Airstrike
Final Rank	6
Fastest Section Time (Section)	0:11.08 (800m)
Top Speed [km/h] (Section)	67.6 (Overall)
Race State	Finished



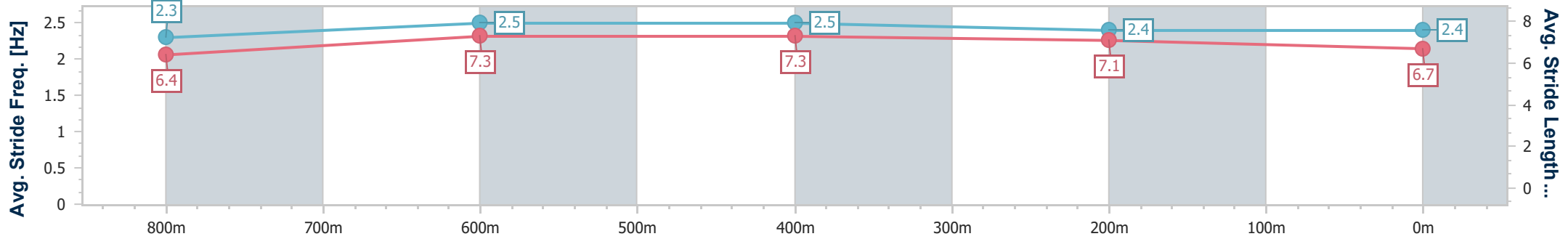
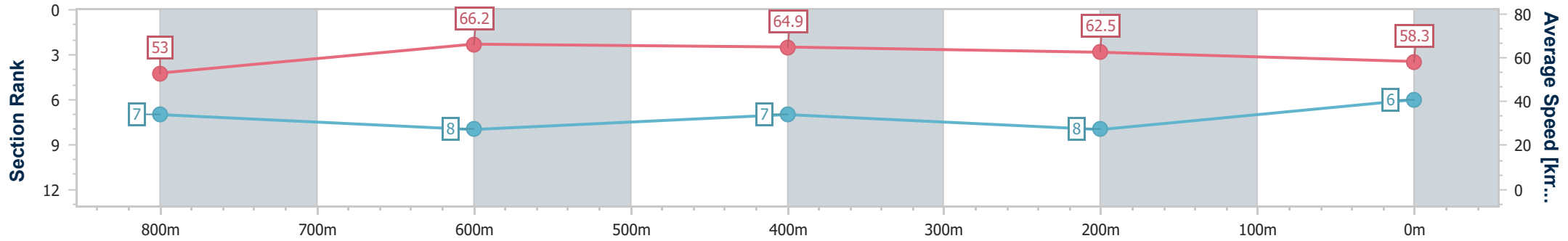
Sunshine Coast Poly Track QLD Professional
 Race 4: ROBILIARD BUILDING & DESIGN BENCHMARK 60
 Handicap - 1000m



18 August 2024 - 14:39

Track Rating: Synthetic, Weather: Fine, Rail Position: True

Section	Overall	800m	600m	400m	200m
Section Times	0:59.69 [6] (0:13.60)	0:46.09 [7] (0:11.08)	0:35.01 [8] (0:11.15)	0:23.86 [7] (0:11.54)	0:12.32 [8] (0:12.32)
Average Speed [km/h]	53.0	66.2	64.9	62.5	58.3
Top Speed [km/h]	67.6	67.3	66.0	63.9	61.1
Avg. Dist. to Rail [m]	4.7	2.7	0.8	3.2	1.8
Avg. Stride Freq. [Hz]	2.3	2.5	2.5	2.4	2.4
Avg. Stride Length [m]	6.4	7.3	7.3	7.1	6.7



- [] Ranking at each section and finish
- .-.- No data available at this section
- NA No data available



Horse/Jockey Name	Side Show Sally
Final Rank	7
Fastest Section Time (Section)	0:11.01 (800m)
Top Speed [km/h] (Section)	68.1 (800m)
Race State	Finished



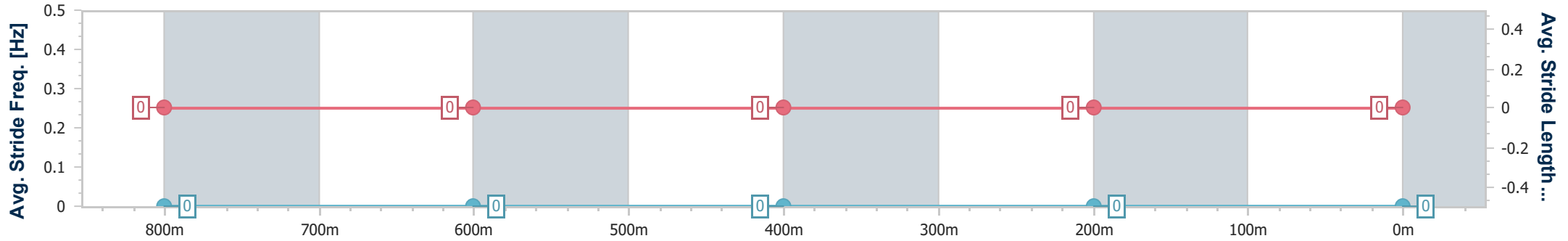
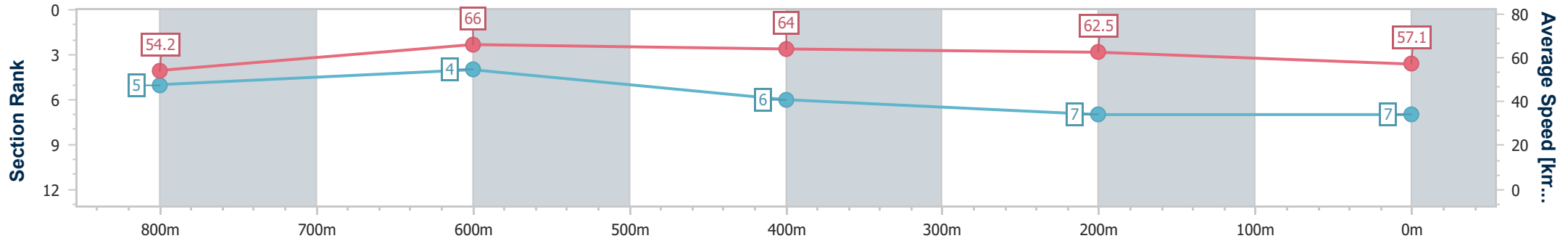
Sunshine Coast Poly Track QLD Professional
 Race 4: ROBILIARD BUILDING & DESIGN BENCHMARK 60
 Handicap - 1000m



18 August 2024 - 14:39

Track Rating: Synthetic, Weather: Fine, Rail Position: True

Section	Overall	800m	600m	400m	200m
Section Times	0:59.84 [7] (0:13.33)	0:46.51 [5] (0:11.01)	0:35.50 [4] (0:11.42)	0:24.08 [6] (0:11.51)	0:12.57 [7] (0:12.57)
Average Speed [km/h]	54.2	66.0	64.0	62.5	57.1
Top Speed [km/h]	68.0	68.1	65.3	63.8	60.8
Avg. Dist. to Rail [m]	3.1	1.7	2.1	2.4	3.2
Avg. Stride Freq. [Hz]	---	---	---	---	---
Avg. Stride Length [m]	---	---	---	---	---



- [] Ranking at each section and finish
- No data available at this section
- NA No data available



Horse/Jockey Name	Palazzo Spirit
Final Rank	8
Fastest Section Time (Section)	0:10.90 (800m)
Top Speed [km/h] (Section)	68.4 (Overall)
Race State	Finished



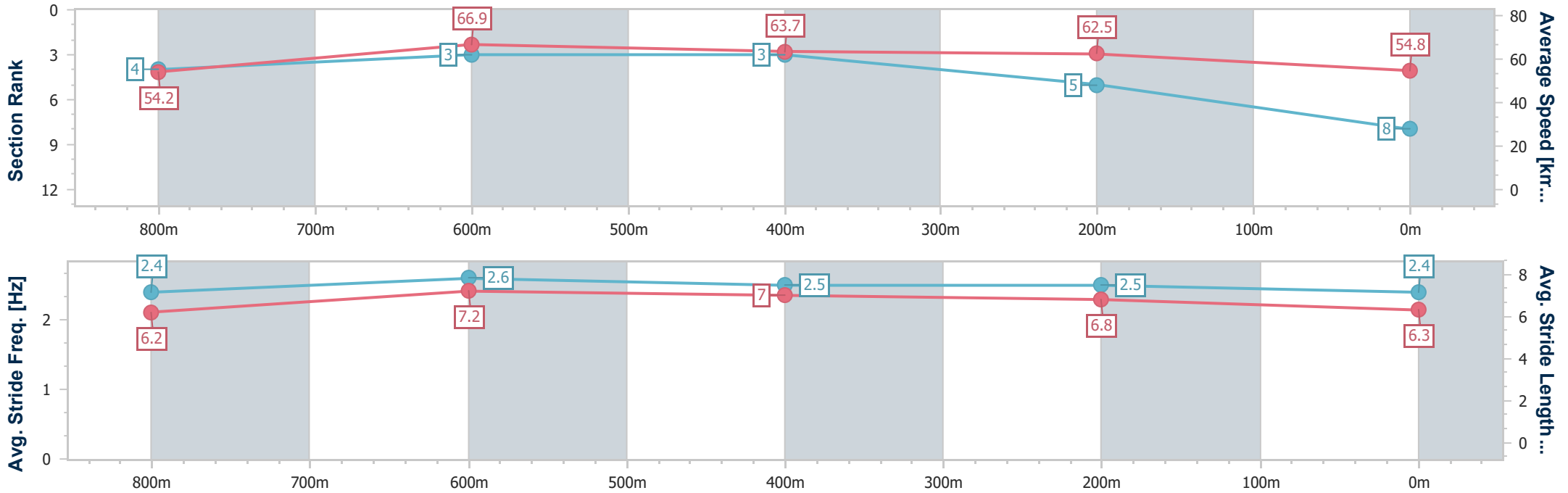
Sunshine Coast Poly Track QLD Professional
 Race 4: ROBILIARD BUILDING & DESIGN BENCHMARK 60
 Handicap - 1000m



18 August 2024 - 14:39

Track Rating: Synthetic, Weather: Fine, Rail Position: True

Section	Overall	800m	600m	400m	200m
Section Times	1:00.28 [8] (0:13.31)	0:46.97 [4] (0:10.90)	0:36.07 [3] (0:11.46)	0:24.61 [3] (0:11.51)	0:13.10 [5] (0:13.10)
Average Speed [km/h]	54.2	66.9	63.7	62.5	54.8
Top Speed [km/h]	68.4	68.0	66.2	64.8	59.8
Avg. Dist. to Rail [m]	2.1	1.9	2.1	1.4	2.4
Avg. Stride Freq. [Hz]	2.4	2.6	2.5	2.5	2.4
Avg. Stride Length [m]	6.2	7.2	7.0	6.8	6.3



- [] Ranking at each section and finish
- .-.- No data available at this section
- NA No data available



Sunshine Coast Poly Track QLD Professional

Race 5: SUNSHINE COAST HELICOPTERS Class 3 Handicap - 1600m



18 August 2024 - 15:16

Track Rating: Synthetic, Weather: Fine, Rail Position: True

Section		Overall	1400m	1200m	1000m	800m	600m	400m	Last 600m				
Field Times		1:36.00 (0:13.79)	1:22.21 (0:11.51)	1:10.70 (0:11.63)	0:59.07 (0:11.77)	0:47.30 (0:11.97)	0:35.33 (0:11.76)	0:23.57 (0:11.53)	0:35.33				
Rank	TAB Horse/Jockey	Barrier	Top Speed [km/h]	Fastest Section									Distance Travelled [m]
1	4 GOOD LIEUTENANT Kyle Wilson-Taylor	3	64.3 1400m	0:11.51 1400m	1:36.00 [1] (0:13.79)	1:22.21 [1] (0:11.51)	1:10.70 [1] (0:11.63)	0:59.07 [1] (0:11.77)	0:47.30 [1] (0:11.97)	0:35.33 [1] (0:11.76)	0:23.57 [1] (0:11.53)	0:35.33	
2	1 TYNDRUM GOLD Cody Collis	1	63.5 1400m	0:11.49 1400m	1:36.21 [2] (0:14.04)	1:22.17 [3] (0:11.49)	1:10.68 [3] (0:11.72)	0:58.96 [3] (0:11.78)	0:47.18 [4] (0:11.99)	0:35.19 [4] (0:11.75)	0:23.44 [4] (0:11.58)	0:35.19	-1
3	6 MISS MIRIAM Angela Jones	4	64.7 1400m	0:11.49 1400m	1:36.22 [3] (0:13.90)	1:22.32 [2] (0:11.49)	1:10.83 [2] (0:11.67)	0:59.16 [2] (0:11.80)	0:47.36 [2] (0:11.99)	0:35.37 [2] (0:11.79)	0:23.58 [2] (0:11.57)	0:35.37	+8
4	3 WHAT A WEEKEND Bailey Wheeler	5	65.4 1400m	0:11.42 1400m	1:36.91 [4] (0:14.14)	1:22.77 [4] (0:11.42)	1:11.35 [4] (0:11.72)	0:59.63 [4] (0:11.71)	0:47.92 [3] (0:11.89)	0:36.03 [3] (0:11.84)	0:24.19 [3] (0:11.72)	0:36.03	+7
5	9 SET ABLAZE Dale Smith	2	64.9 1400m	0:11.47 1400m	1:37.29 [5] (0:14.62)	1:22.67 [7] (0:11.47)	1:11.20 [5] (0:11.68)	0:59.52 [5] (0:11.60)	0:47.92 [5] (0:11.84)	0:36.08 [5] (0:11.76)	0:24.32 [5] (0:11.90)	0:36.08	+6
6	2 ARTZINO Damien Thornton	11	64.1 1200m	0:11.58 800m	1:37.35 [6] (0:14.73)	1:22.62 [8] (0:11.73)	1:10.89 [8] (0:11.61)	0:59.28 [8] (0:11.67)	0:47.61 [8] (0:11.58)	0:36.03 [7] (0:11.66)	0:24.37 [6] (0:11.85)	0:36.03	+8
7	10 FLYING ROTHE Karl Zechner	10	64.3 1200m	0:11.70 1000m	1:37.74 [7] (0:14.54)	1:23.20 [6] (0:11.71)	1:11.49 [7] (0:11.71)	0:59.78 [7] (0:11.70)	0:48.08 [7] (0:11.76)	0:36.32 [8] (0:11.78)	0:24.54 [7] (0:11.91)	0:36.32	+10
8	8 ROCKED Samantha Collett	8	63.2 1200m	0:11.66 1400m	1:38.20 [8] (0:14.47)	1:23.73 [5] (0:11.66)	1:12.07 [6] (0:11.70)	1:00.37 [6] (0:11.67)	0:48.70 [6] (0:11.81)	0:36.89 [6] (0:11.99)	0:24.90 [8] (0:11.95)	0:36.89	+7

Scratched: Kasear (#11), Luton Hoo (#5), Wanda's Outlaw (#7)

[] Ranking at each section and finish
 -:-:- No data available at this section
 NA No data available

SCN Saddle cloth number
 DNF Did not finish
 DNT Did not track



Sunshine Coast Poly Track QLD Professional
Race 5: SUNSHINE COAST HELICOPTERS Class 3 Handicap - 1600m
 18 August 2024 - 15:16



Track Rating: Synthetic, Weather: Fine, Rail Position: True

Section							200m			Last 600m
Field Times							0:12.04			0:35.33
							(0:12.04)			
Rank	TAB	Horse/Jockey	Barrier	Top Speed [km/h]	Fastest Section	Margin			Distance Travelled [m]	
1	4	GOOD LIEUTENANT Kyle Wilson-Taylor	3	64.3 1400m	0:11.51 1400m	0:12.04 [1] (0:12.04)	1:36.00		0:35.33	
2	1	TYNDRUM GOLD Cody Collis	1	63.5 1400m	0:11.49 1400m	0:11.86 [3] (0:11.86)	1L		0:35.19 -1	
3	6	MISS MIRIAM Angela Jones	4	64.7 1400m	0:11.49 1400m	0:12.01 [2] (0:12.01)	1.1L		0:35.37 +8	
4	3	WHAT A WEEKEND Bailey Wheeler	5	65.4 1400m	0:11.42 1400m	0:12.47 [4] (0:12.47)	5.1L		0:36.03 +7	
5	9	SET ABLAZE Dale Smith	2	64.9 1400m	0:11.47 1400m	0:12.42 [6] (0:12.42)	7.1L		0:36.08 +6	
6	2	ARTZINO Damien Thornton	11	64.1 1200m	0:11.58 800m	0:12.52 [5] (0:12.52)	7.3L		0:36.03 +8	
7	10	FLYING ROTHE Karl Zechner	10	64.3 1200m	0:11.70 1000m	0:12.63 [7] (0:12.63)	9.6L		0:36.32 +10	
8	8	ROCKED Samantha Collett	8	63.2 1200m	0:11.66 1400m	0:12.95 [8] (0:12.95)	12.1L		0:36.89 +7	

Scratched: Kasear (#11), Luton Hoo (#5), Wanda's Outlaw (#7)

[] Ranking at each section and finish
 -:-:- No data available at this section
 NA No data available

SCN Saddle cloth number
 DNF Did not finish
 DNT Did not track



Horse/Jockey Name	Good Lieutenant
Final Rank	1
Fastest Section Time (Section)	0:11.51 (1400m)
Top Speed [km/h] (Section)	64.3 (1400m)
Race State	Finished



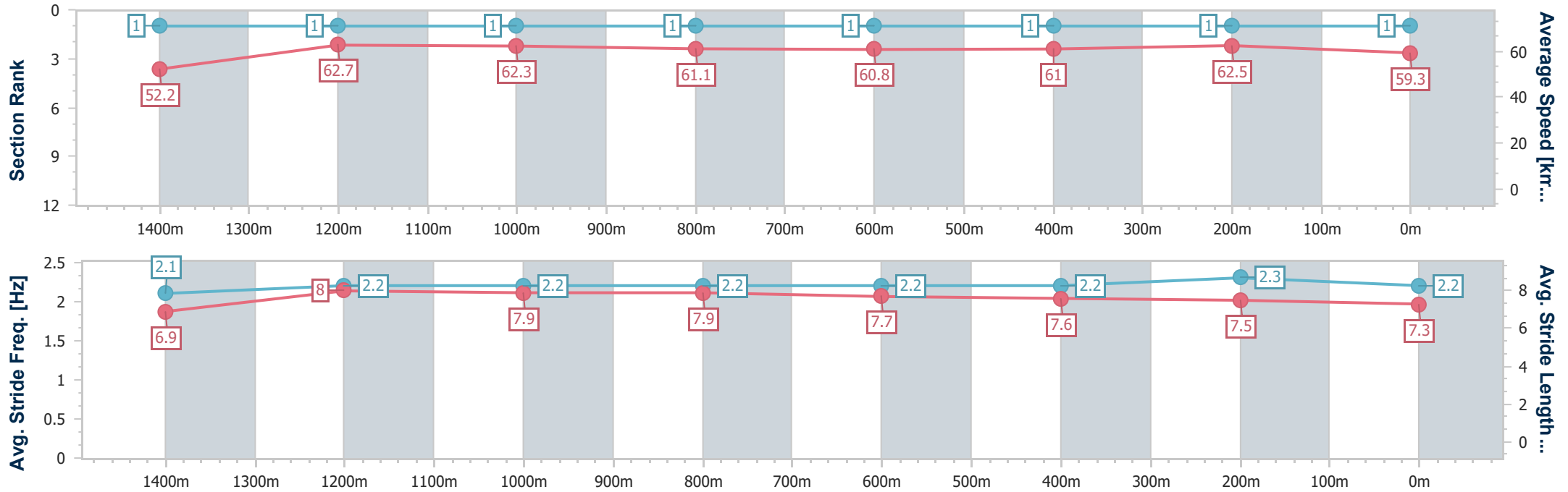
Sunshine Coast Poly Track QLD Professional
 Race 5: SUNSHINE COAST HELICOPTERS Class 3 Handicap - 1600m



18 August 2024 - 15:16

Track Rating: Synthetic, Weather: Fine, Rail Position: True

Section	Overall	1400m	1200m	1000m	800m	600m	400m	200m
Section Times	1:36.00 [1] (0:13.79)	1:22.21 [1] (0:11.51)	1:10.70 [1] (0:11.63)	0:59.07 [1] (0:11.77)	0:47.30 [1] (0:11.97)	0:35.33 [1] (0:11.76)	0:23.57 [1] (0:11.53)	0:12.04 [1] (0:12.04)
Average Speed [km/h]	52.2	62.7	62.3	61.1	60.8	61.0	62.5	59.3
Top Speed [km/h]	62.2	64.3	64.2	62.1	61.6	61.8	63.8	61.5
Avg. Dist. to Rail [m]	2.2	1.4	1.7	1.8	1.2	0.4	0.7	1.1
Avg. Stride Freq. [Hz]	2.1	2.2	2.2	2.2	2.2	2.2	2.3	2.2
Avg. Stride Length [m]	6.9	8.0	7.9	7.9	7.7	7.6	7.5	7.3



- [] Ranking at each section and finish
- .-.-.- No data available at this section
- NA No data available



Horse/Jockey Name	Tyndrum Gold
Final Rank	2
Fastest Section Time (Section)	0:11.49 (1400m)
Top Speed [km/h] (Section)	63.5 (1400m)
Race State	Finished



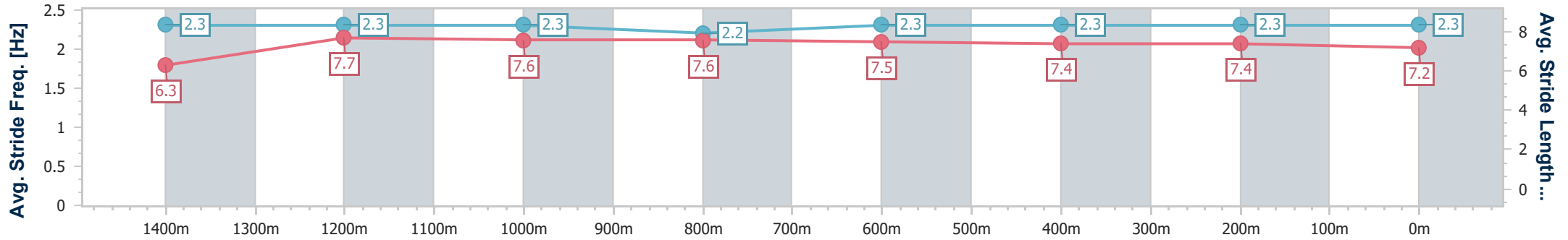
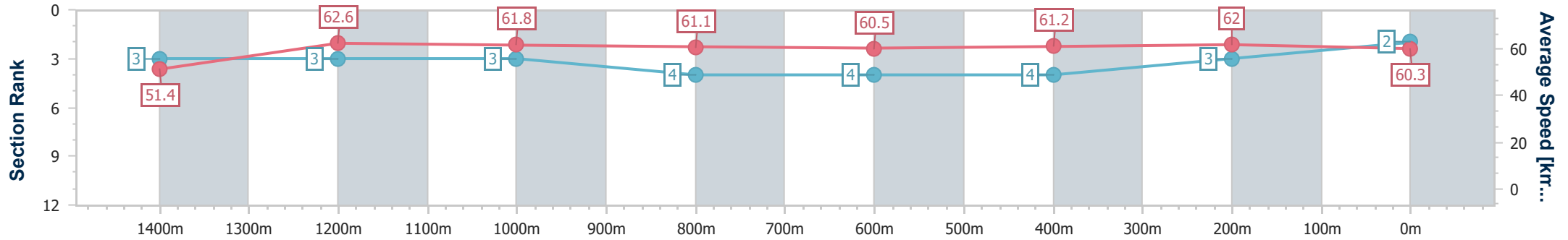
Sunshine Coast Poly Track QLD Professional
 Race 5: SUNSHINE COAST HELICOPTERS Class 3 Handicap - 1600m



18 August 2024 - 15:16

Track Rating: Synthetic, Weather: Fine, Rail Position: True

Section	Overall	1400m	1200m	1000m	800m	600m	400m	200m						
Section Times	1:36.21 [2] (0:14.04)	1:22.17 [3] (0:11.49)	1:10.68 [3] (0:11.72)	0:58.96 [3] (0:11.78)	0:47.18 [4] (0:11.99)	0:35.19 [4] (0:11.75)	0:23.44 [4] (0:11.58)	0:11.86 [3] (0:11.86)						
Average Speed [km/h]	51.4	62.6	61.8	61.1	60.5	61.2	62.0	60.3						
Top Speed [km/h]	62.4	63.5	62.8	62.4	61.9	62.4	63.3	61.8						
Avg. Dist. to Rail [m]	1.4	1.0	1.6	1.7	1.0	0.4	0.4	0.1						
Avg. Stride Freq. [Hz]	2.3	2.3	2.3	2.2	2.3	2.3	2.3	2.3						
Avg. Stride Length [m]	6.3	7.7	7.6	7.6	7.5	7.4	7.4	7.2						



- [] Ranking at each section and finish
- .-.- No data available at this section
- NA No data available



Horse/Jockey Name	Miss Miriam
Final Rank	3
Fastest Section Time (Section)	0:11.49 (1400m)
Top Speed [km/h] (Section)	64.7 (1400m)
Race State	Finished



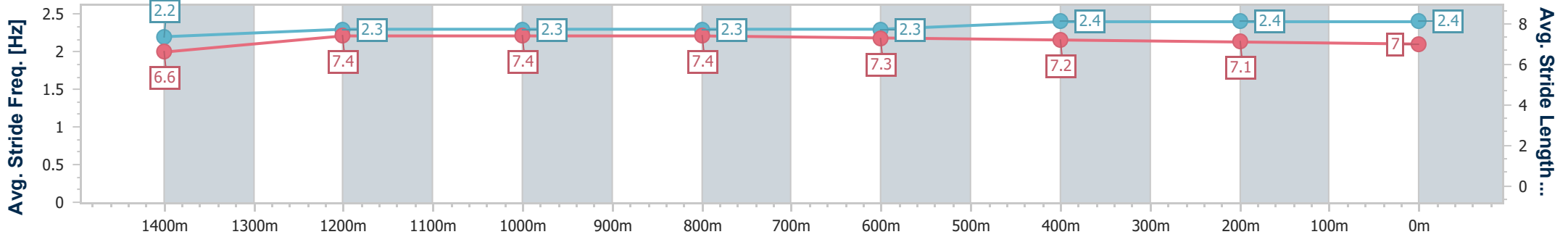
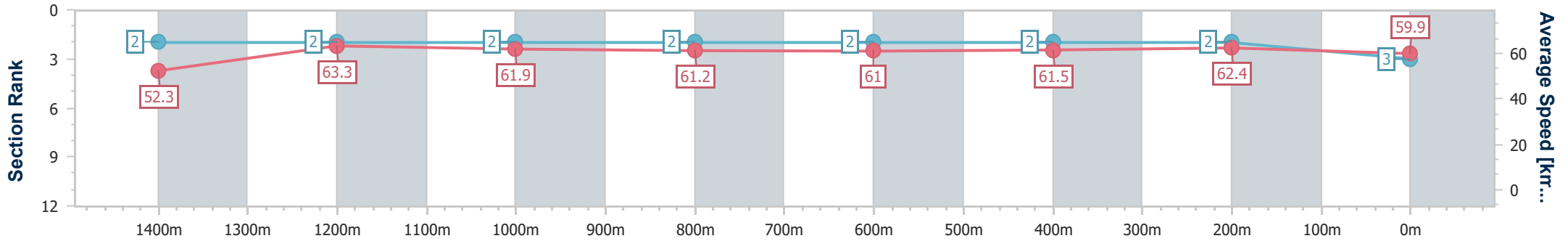
Sunshine Coast Poly Track QLD Professional
Race 5: SUNSHINE COAST HELICOPTERS Class 3 Handicap - 1600m



18 August 2024 - 15:16

Track Rating: Synthetic, Weather: Fine, Rail Position: True

Section	Overall	1400m	1200m	1000m	800m	600m	400m	200m
Section Times	1:36.22 [3] (0:13.90)	1:22.32 [2] (0:11.49)	1:10.83 [2] (0:11.67)	0:59.16 [2] (0:11.80)	0:47.36 [2] (0:11.99)	0:35.37 [2] (0:11.79)	0:23.58 [2] (0:11.57)	0:12.01 [2] (0:12.01)
Average Speed [km/h]	52.3	63.3	61.9	61.2	61.0	61.5	62.4	59.9
Top Speed [km/h]	62.4	64.7	63.2	62.8	63.2	63.2	63.4	61.3
Avg. Dist. to Rail [m]	3.9	3.1	2.9	2.7	2.2	1.3	1.8	0.9
Avg. Stride Freq. [Hz]	2.2	2.3	2.3	2.3	2.3	2.4	2.4	2.4
Avg. Stride Length [m]	6.6	7.4	7.4	7.4	7.3	7.2	7.1	7.0



- [] Ranking at each section and finish
- .-.- No data available at this section
- NA No data available



Horse/Jockey Name	What A Weekend
Final Rank	4
Fastest Section Time (Section)	0:11.42 (1400m)
Top Speed [km/h] (Section)	65.4 (1400m)
Race State	Finished



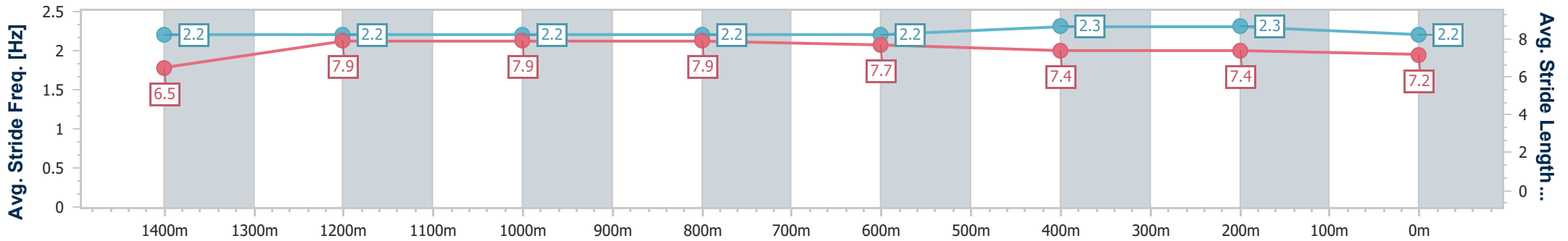
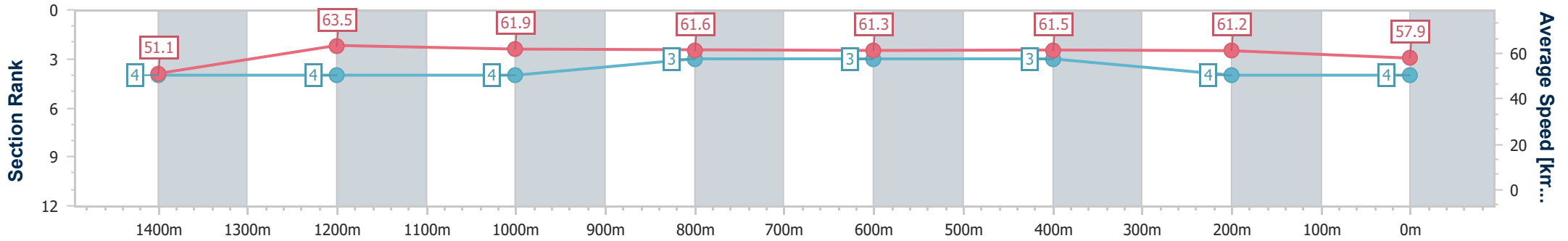
Sunshine Coast Poly Track QLD Professional
Race 5: SUNSHINE COAST HELICOPTERS Class 3 Handicap - 1600m



18 August 2024 - 15:16

Track Rating: Synthetic, Weather: Fine, Rail Position: True

Section	Overall	1400m	1200m	1000m	800m	600m	400m	200m
Section Times	1:36.91 [4] (0:14.14)	1:22.77 [4] (0:11.42)	1:11.35 [4] (0:11.72)	0:59.63 [4] (0:11.71)	0:47.92 [3] (0:11.89)	0:36.03 [3] (0:11.84)	0:24.19 [3] (0:11.72)	0:12.47 [4] (0:12.47)
Average Speed [km/h]	51.1	63.5	61.9	61.6	61.3	61.5	61.2	57.9
Top Speed [km/h]	63.2	65.4	63.0	62.9	62.6	62.8	62.8	59.5
Avg. Dist. to Rail [m]	3.6	2.5	2.8	2.5	2.0	1.6	2.8	2.4
Avg. Stride Freq. [Hz]	2.2	2.2	2.2	2.2	2.2	2.3	2.3	2.2
Avg. Stride Length [m]	6.5	7.9	7.9	7.9	7.7	7.4	7.4	7.2



- [] Ranking at each section and finish
- .-.- No data available at this section
- NA No data available



Horse/Jockey Name	Set Ablaze
Final Rank	5
Fastest Section Time (Section)	0:11.47 (1400m)
Top Speed [km/h] (Section)	64.9 (1400m)
Race State	Finished



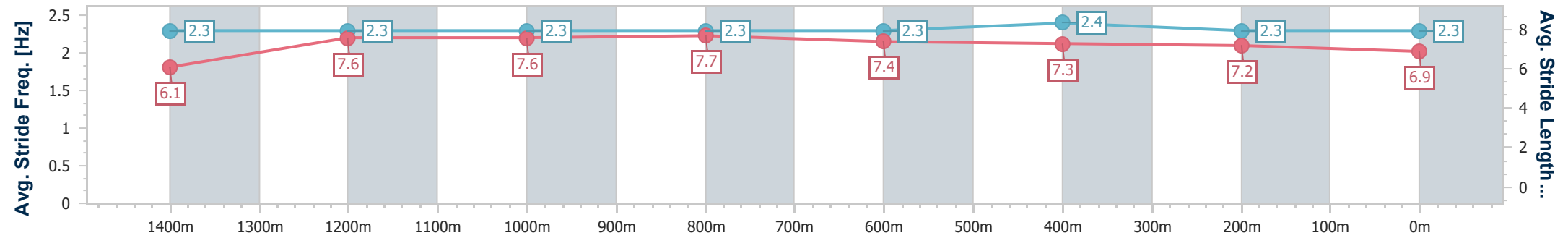
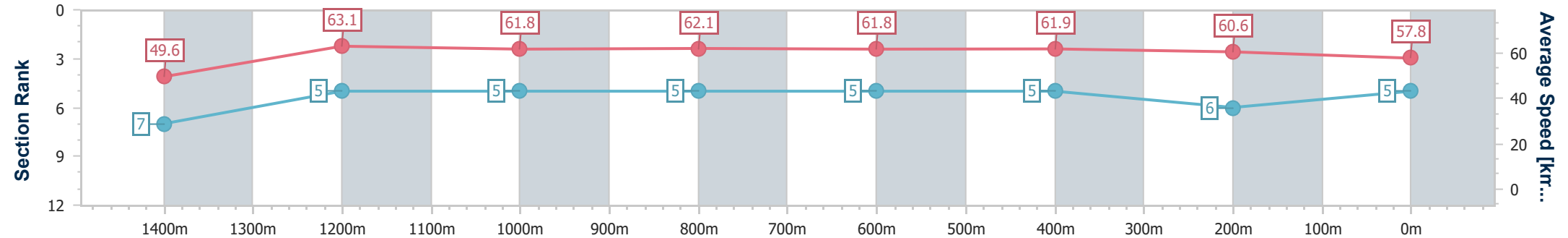
Sunshine Coast Poly Track QLD Professional
 Race 5: SUNSHINE COAST HELICOPTERS Class 3 Handicap - 1600m



18 August 2024 - 15:16

Track Rating: Synthetic, Weather: Fine, Rail Position: True

Section	Overall	1400m	1200m	1000m	800m	600m	400m	200m					
Section Times	1:37.29 [5] (0:14.62)	1:22.67 [7] (0:11.47)	1:11.20 [5] (0:11.68)	0:59.52 [5] (0:11.60)	0:47.92 [5] (0:11.84)	0:36.08 [5] (0:11.76)	0:24.32 [5] (0:11.90)	0:12.42 [6] (0:12.42)					
Average Speed [km/h]	49.6	63.1	61.8	62.1	61.8	61.9	60.6	57.8					
Top Speed [km/h]	61.2	64.9	63.3	62.6	63.9	63.9	61.1	60.4					
Avg. Dist. to Rail [m]	2.3	1.9	1.8	2.0	2.1	1.8	3.9	4.9					
Avg. Stride Freq. [Hz]	2.3	2.3	2.3	2.3	2.3	2.4	2.3	2.3					
Avg. Stride Length [m]	6.1	7.6	7.6	7.7	7.4	7.3	7.2	6.9					



- [] Ranking at each section and finish
- .-.- No data available at this section
- NA No data available



Horse/Jockey Name	Artzino
Final Rank	6
Fastest Section Time (Section)	0:11.58 (800m)
Top Speed [km/h] (Section)	64.1 (1200m)
Race State	Finished



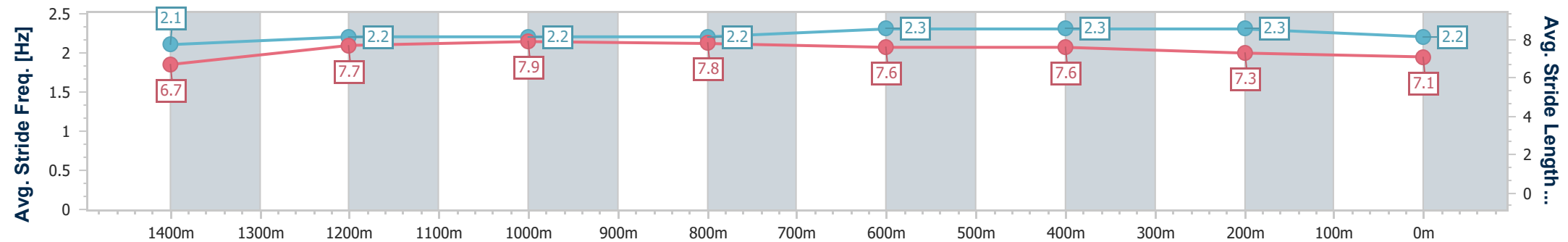
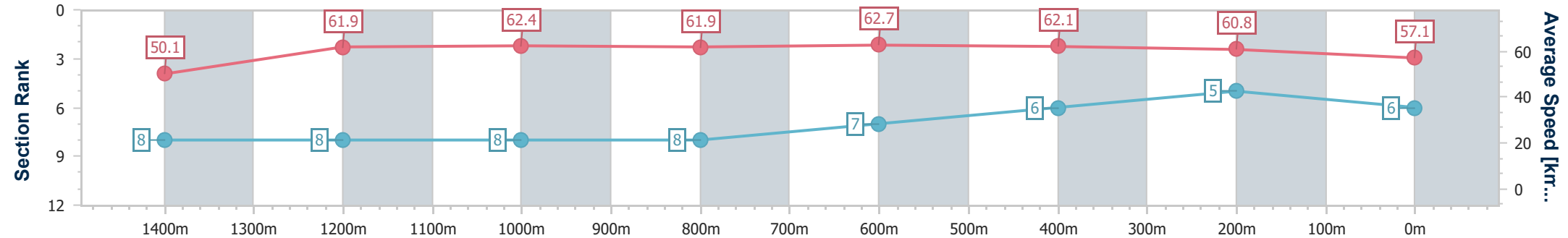
Sunshine Coast Poly Track QLD Professional
Race 5: SUNSHINE COAST HELICOPTERS Class 3 Handicap - 1600m



18 August 2024 - 15:16

Track Rating: Synthetic, Weather: Fine, Rail Position: True

Section	Overall	1400m	1200m	1000m	800m	600m	400m	200m						
Section Times	1:37.35 [6] (0:14.73)	1:22.62 [8] (0:11.73)	1:10.89 [8] (0:11.61)	0:59.28 [8] (0:11.67)	0:47.61 [8] (0:11.58)	0:36.03 [7] (0:11.66)	0:24.37 [6] (0:11.85)	0:12.52 [5] (0:12.52)						
Average Speed [km/h]	50.1	61.9	62.4	61.9	62.7	62.1	60.8	57.1						
Top Speed [km/h]	61.4	63.6	64.1	62.4	63.8	63.9	61.4	59.7						
Avg. Dist. to Rail [m]	8.0	4.0	2.2	1.8	1.5	0.9	1.8	2.9						
Avg. Stride Freq. [Hz]	2.1	2.2	2.2	2.2	2.3	2.3	2.3	2.2						
Avg. Stride Length [m]	6.7	7.7	7.9	7.8	7.6	7.6	7.3	7.1						



- [] Ranking at each section and finish
- .-.- No data available at this section
- NA No data available



Horse/Jockey Name	Flying Rothe
Final Rank	7
Fastest Section Time (Section)	0:11.70 (1000m)
Top Speed [km/h] (Section)	64.3 (1200m)
Race State	Finished



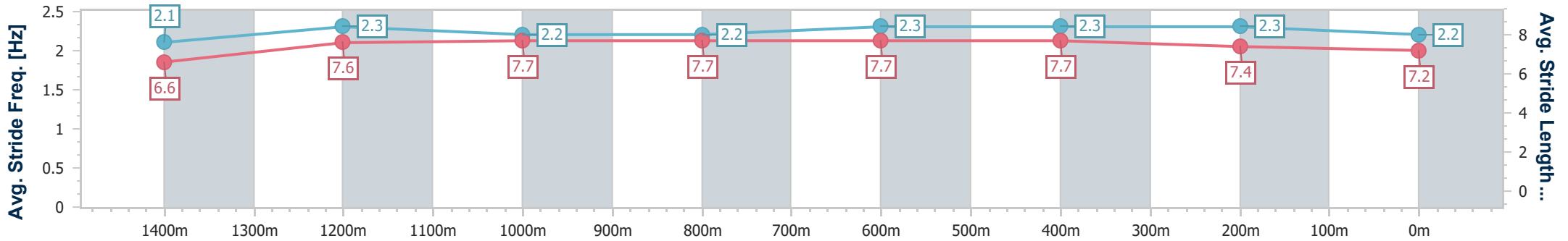
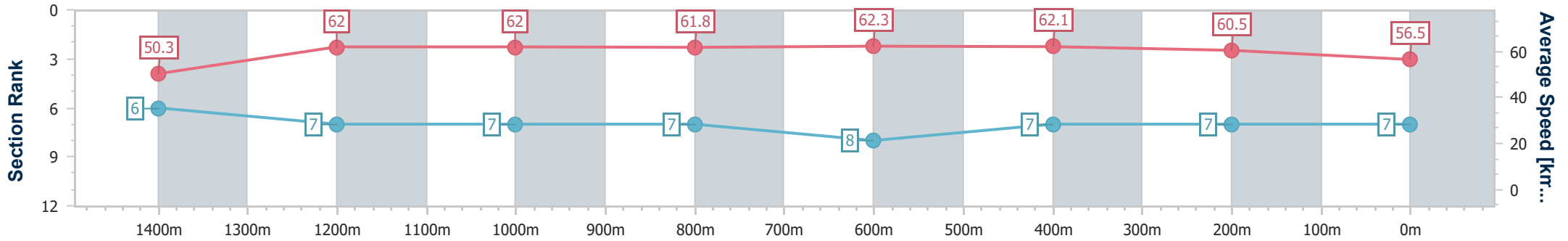
Sunshine Coast Poly Track QLD Professional
 Race 5: SUNSHINE COAST HELICOPTERS Class 3 Handicap - 1600m



18 August 2024 - 15:16

Track Rating: Synthetic, Weather: Fine, Rail Position: True

Section	Overall	1400m	1200m	1000m	800m	600m	400m	200m
Section Times	1:37.74 [7] (0:14.54)	1:23.20 [6] (0:11.71)	1:11.49 [7] (0:11.71)	0:59.78 [7] (0:11.70)	0:48.08 [7] (0:11.76)	0:36.32 [8] (0:11.78)	0:24.54 [7] (0:11.91)	0:12.63 [7] (0:12.63)
Average Speed [km/h]	50.3	62.0	62.0	61.8	62.3	62.1	60.5	56.5
Top Speed [km/h]	61.9	63.9	64.3	62.6	63.3	63.7	61.5	59.1
Avg. Dist. to Rail [m]	5.8	3.3	4.1	4.1	2.8	2.0	4.4	5.4
Avg. Stride Freq. [Hz]	2.1	2.3	2.2	2.2	2.3	2.3	2.3	2.2
Avg. Stride Length [m]	6.6	7.6	7.7	7.7	7.7	7.7	7.4	7.2



- [] Ranking at each section and finish
- .-.- No data available at this section
- NA No data available



Horse/Jockey Name	Rocked
Final Rank	8
Fastest Section Time (Section)	0:11.66 (1400m)
Top Speed [km/h] (Section)	63.2 (1200m)
Race State	Finished



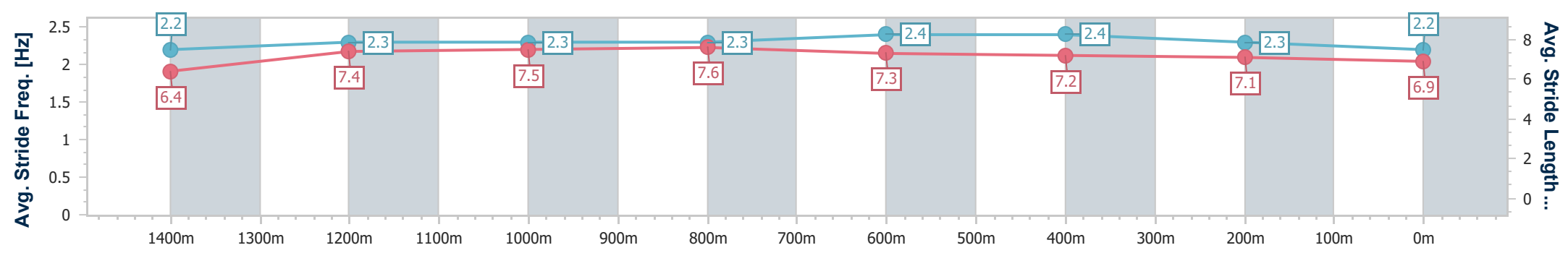
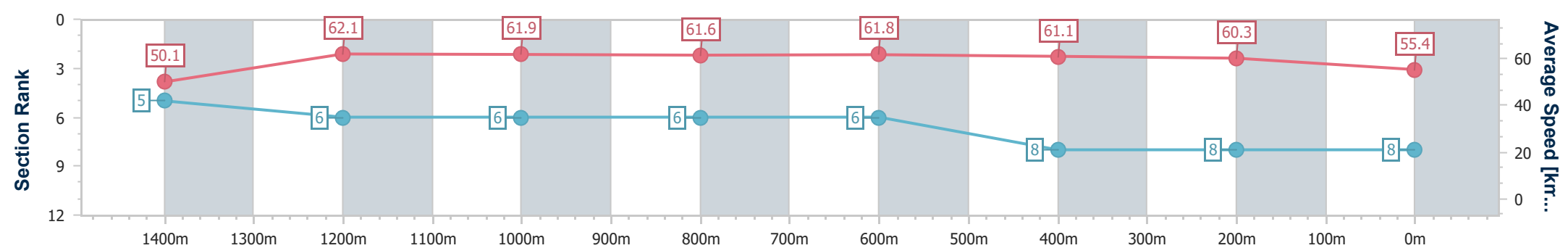
Sunshine Coast Poly Track QLD Professional
Race 5: SUNSHINE COAST HELICOPTERS Class 3 Handicap - 1600m



18 August 2024 - 15:16

Track Rating: Synthetic, Weather: Fine, Rail Position: True

Section	Overall	1400m	1200m	1000m	800m	600m	400m	200m						
Section Times	1:38.20 [8] (0:14.47)	1:23.73 [5] (0:11.66)	1:12.07 [6] (0:11.70)	1:00.37 [6] (0:11.67)	0:48.70 [6] (0:11.81)	0:36.89 [6] (0:11.99)	0:24.90 [8] (0:11.95)	0:12.95 [8] (0:12.95)						
Average Speed [km/h]	50.1	62.1	61.9	61.6	61.8	61.1	60.3	55.4						
Top Speed [km/h]	61.7	63.2	63.2	62.6	63.0	62.8	62.1	58.4						
Avg. Dist. to Rail [m]	4.3	2.0	2.2	2.0	2.0	2.5	5.7	6.5						
Avg. Stride Freq. [Hz]	2.2	2.3	2.3	2.3	2.4	2.4	2.3	2.2						
Avg. Stride Length [m]	6.4	7.4	7.5	7.6	7.3	7.2	7.1	6.9						



[] Ranking at each section and finish
 -.-.- No data available at this section
 NA No data available



Sunshine Coast Poly Track QLD Professional

Race 6: FINCIERGE NOOSA CUP BENCHMARK 75 Handicap - 1400m



18 August 2024 - 15:55

Track Rating: Synthetic, Weather: Fine, Rail Position: True

Section		Overall	1200m	1000m	800m	600m	400m	Last 600m				
Field Times		1:23.22 (0:13.35)	1:09.87 (0:10.58)	0:59.29 (0:11.02)	0:48.27 (0:11.93)	0:36.34 (0:11.90)	0:24.44 (0:11.86)	0:36.34				
Rank	TAB Horse/Jockey	Barrier	Top Speed [km/h]	Fastest Section	Distance Travelled [m]							
1	6 WINSTON SMURFHILL Damien Thornton	12	69.0 1200m	0:10.78 1200m	1:23.22 [1] (0:13.39)	1:09.83 [4] (0:10.78)	0:59.05 [5] (0:11.30)	0:47.75 [8] (0:12.01)	0:35.74 [8] (0:11.94)	0:23.80 [8] (0:11.53)	0:35.74	
2	5 VETTA VELOCITA Bailey Wheeler	1	69.7 1200m	0:10.54 1200m	1:23.37 [2] (0:13.39)	1:09.98 [5] (0:10.54)	0:59.44 [1] (0:11.02)	0:48.42 [1] (0:11.93)	0:36.49 [1] (0:11.90)	0:24.59 [1] (0:11.86)	0:36.49	-9
3	4 MENAZZI Cody Collis	10	69.0 1200m	0:10.83 1200m	1:23.55 [3] (0:13.40)	1:10.15 [6] (0:10.83)	0:59.32 [6] (0:11.22)	0:48.10 [7] (0:11.80)	0:36.30 [6] (0:11.84)	0:24.46 [3] (0:11.82)	0:36.30	-3
4	13 BANDIT Shania Willis	7	71.6 Overall	0:10.85 1200m	1:23.64 [4] (0:13.39)	1:10.25 [3] (0:10.85)	0:59.40 [7] (0:11.16)	0:48.24 [5] (0:11.82)	0:36.42 [5] (0:11.88)	0:24.54 [5] (0:11.84)	0:36.42	-8
5	11 O'MISS BEHAVING Cejay Graham	6	69.4 1200m	0:10.59 1200m	1:23.83 [5] (0:13.35)	1:10.48 [1] (0:10.59)	0:59.89 [2] (0:11.15)	0:48.74 [2] (0:11.88)	0:36.86 [2] (0:11.85)	0:25.01 [2] (0:12.07)	0:36.86	-7
6	14 VANTAN EXPRESS Micheal Hellyer	2	68.8 1200m	0:10.65 1200m	1:23.92 [6] (0:13.62)	1:10.30 [8] (0:10.65)	0:59.65 [8] (0:11.17)	0:48.48 [6] (0:11.89)	0:36.59 [7] (0:11.97)	0:24.62 [7] (0:11.84)	0:36.59	-9
7	8 FRESH PRINCE Sean Cormack	3	71.1 1200m	0:10.65 1200m	1:24.37 [7] (0:13.49)	1:10.88 [7] (0:10.65)	1:00.23 [4] (0:11.15)	0:49.08 [4] (0:11.93)	0:37.15 [4] (0:11.87)	0:25.28 [4] (0:12.07)	0:37.15	-6
8	9 FESTIVAL PRINCE Hannah Phillips	8	69.1 1200m	0:10.69 1200m	1:24.65 [8] (0:13.37)	1:11.28 [2] (0:10.69)	1:00.59 [3] (0:11.17)	0:49.42 [3] (0:11.94)	0:37.48 [3] (0:12.07)	0:25.41 [6] (0:12.25)	0:37.48	-4

Scratched: Crypto Currency (#15), Patton (#1), Flashing Steel (#2), Hyde (#3), My Pins (#12), Boodua Romance (#7), Cool Encounter (#10)

[] Ranking at each section and finish
 -:-:- No data available at this section
 NA No data available
 SCN Saddle cloth number
 DNF Did not finish
 DNT Did not track



Sunshine Coast Poly Track QLD Professional
Race 6: FINCIERGE NOOSA CUP BENCHMARK 75 Handicap - 1400m
 18 August 2024 - 15:55



Track Rating: Synthetic, Weather: Fine, Rail Position: True

Section				200m				Last 600m	
Field Times				0:12.58 (0:12.58)				0:36.34	
Rank	TAB	Horse/Jockey	Barrier	Top Speed [km/h]	Fastest Section	Margin			Distance Travelled [m]
1	6	WINSTON SMURFHILL Damien Thornton	12	69.0 1200m	0:10.78 1200m	0:12.27 [5] (0:12.27)	1:23.22		0:35.74
2	5	VETTA VELOCITA Bailey Wheeler	1	69.7 1200m	0:10.54 1200m	0:12.73 [1] (0:12.73)	0.8L		0:36.49 -9
3	4	MENAZZI Cody Collis	10	69.0 1200m	0:10.83 1200m	0:12.64 [3] (0:12.64)	1.8L		0:36.30 -3
4	13	BANDIT Shania Willis	7	71.6 Overall	0:10.85 1200m	0:12.70 [4] (0:12.70)	2.2L		0:36.42 -8
5	11	O'MISS BEHAVING Cejay Graham	6	69.4 1200m	0:10.59 1200m	0:12.94 [2] (0:12.94)	3.2L		0:36.86 -7
6	14	VANTAN EXPRESS Micheal Hellyer	2	68.8 1200m	0:10.65 1200m	0:12.78 [6] (0:12.78)	3.6L		0:36.59 -9
7	8	FRESH PRINCE Sean Cormack	3	71.1 1200m	0:10.65 1200m	0:13.21 [7] (0:13.21)	6.1L		0:37.15 -6
8	9	FESTIVAL PRINCE Hannah Phillips	8	69.1 1200m	0:10.69 1200m	0:13.16 [8] (0:13.16)	7.6L		0:37.48 -4

Scratched: Crypto Currency (#15), Patton (#1), Flashing Steel (#2), Hyde (#3), My Pins (#12), Boodua Romance (#7), Cool Encounter (#10)

[] Ranking at each section and finish
 -:-:- No data available at this section
 NA No data available

SCN Saddle cloth number
 DNF Did not finish
 DNT Did not track



Horse/Jockey Name	Winston Smurfhill
Final Rank	1
Fastest Section Time (Section)	0:10.78 (1200m)
Top Speed [km/h] (Section)	69.0 (1200m)
Race State	Finished



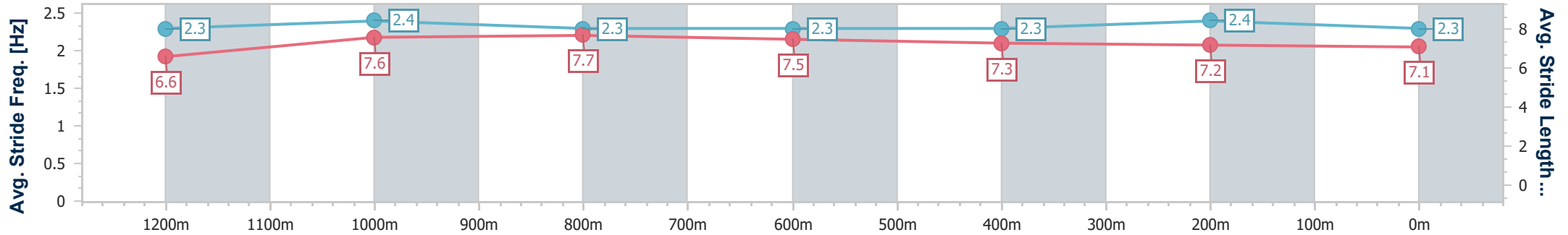
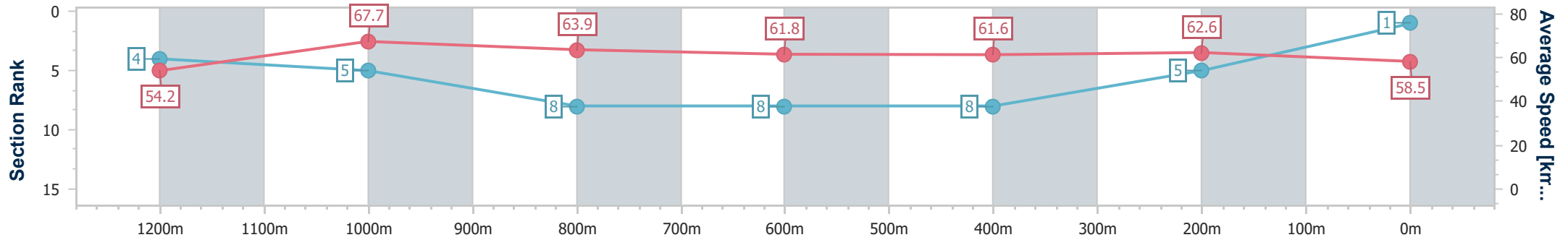
Sunshine Coast Poly Track QLD Professional
Race 6: FINCIERGE NOOSA CUP BENCHMARK 75 Handicap - 1400m



18 August 2024 - 15:55

Track Rating: Synthetic, Weather: Fine, Rail Position: True

Section	Overall	1200m	1000m	800m	600m	400m	200m
Section Times	1:23.22 [1] (0:13.39)	1:09.83 [4] (0:10.78)	0:59.05 [5] (0:11.30)	0:47.75 [8] (0:12.01)	0:35.74 [8] (0:11.94)	0:23.80 [8] (0:11.53)	0:12.27 [5] (0:12.27)
Average Speed [km/h]	54.2	67.7	63.9	61.8	61.6	62.6	58.5
Top Speed [km/h]	68.5	69.0	67.3	62.8	62.9	64.2	61.7
Avg. Dist. to Rail [m]	8.7	6.8	4.5	3.8	3.5	5.4	3.7
Avg. Stride Freq. [Hz]	2.3	2.4	2.3	2.3	2.3	2.4	2.3
Avg. Stride Length [m]	6.6	7.6	7.7	7.5	7.3	7.2	7.1



- [] Ranking at each section and finish
- .-.- No data available at this section
- NA No data available



Horse/Jockey Name	Vetta Velocita
Final Rank	2
Fastest Section Time (Section)	0:10.54 (1200m)
Top Speed [km/h] (Section)	69.7 (1200m)
Race State	Finished



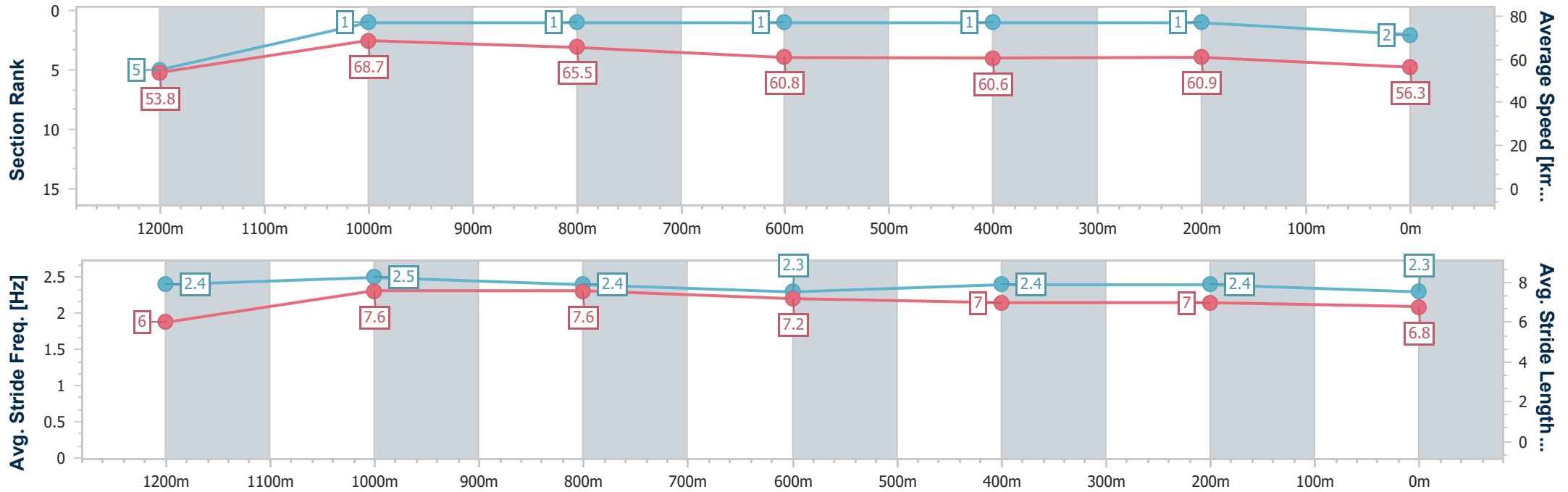
Sunshine Coast Poly Track QLD Professional
Race 6: FINCIERGE NOOSA CUP BENCHMARK 75 Handicap - 1400m



18 August 2024 - 15:55

Track Rating: Synthetic, Weather: Fine, Rail Position: True

Section	Overall	1200m	1000m	800m	600m	400m	200m
Section Times	1:23.37 [2] (0:13.39)	1:09.98 [5] (0:10.54)	0:59.44 [1] (0:11.02)	0:48.42 [1] (0:11.93)	0:36.49 [1] (0:11.90)	0:24.59 [1] (0:11.86)	0:12.73 [1] (0:12.73)
Average Speed [km/h]	53.8	68.7	65.5	60.8	60.6	60.9	56.3
Top Speed [km/h]	69.2	69.7	68.3	62.3	62.1	62.5	58.3
Avg. Dist. to Rail [m]	2.5	2.3	1.7	1.3	0.5	0.6	0.2
Avg. Stride Freq. [Hz]	2.4	2.5	2.4	2.3	2.4	2.4	2.3
Avg. Stride Length [m]	6.0	7.6	7.6	7.2	7.0	7.0	6.8



- [] Ranking at each section and finish
- .-.- No data available at this section
- NA No data available



Horse/Jockey Name	Menazzi
Final Rank	3
Fastest Section Time (Section)	0:10.83 (1200m)
Top Speed [km/h] (Section)	69.0 (1200m)
Race State	Finished



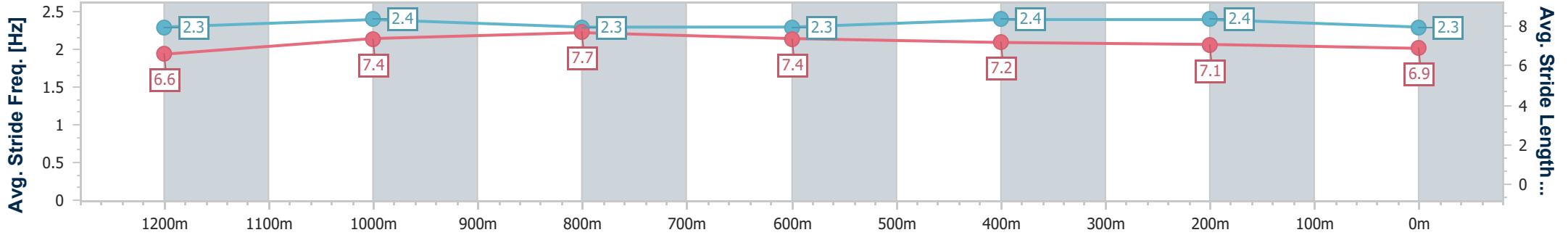
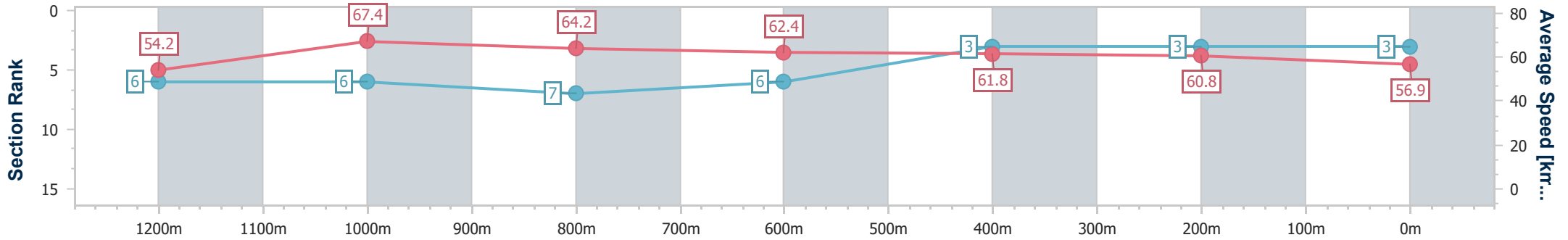
Sunshine Coast Poly Track QLD Professional
Race 6: FINCIERGE NOOSA CUP BENCHMARK 75 Handicap - 1400m



18 August 2024 - 15:55

Track Rating: Synthetic, Weather: Fine, Rail Position: True

Section	Overall	1200m	1000m	800m	600m	400m	200m
Section Times	1:23.55 [3] (0:13.40)	1:10.15 [6] (0:10.83)	0:59.32 [6] (0:11.22)	0:48.10 [7] (0:11.80)	0:36.30 [6] (0:11.84)	0:24.46 [3] (0:11.82)	0:12.64 [3] (0:12.64)
Average Speed [km/h]	54.2	67.4	64.2	62.4	61.8	60.8	56.9
Top Speed [km/h]	68.9	69.0	66.1	62.9	62.5	61.5	59.9
Avg. Dist. to Rail [m]	7.7	6.3	3.8	3.2	2.3	3.4	2.6
Avg. Stride Freq. [Hz]	2.3	2.4	2.3	2.3	2.4	2.4	2.3
Avg. Stride Length [m]	6.6	7.4	7.7	7.4	7.2	7.1	6.9



- [] Ranking at each section and finish
- .-.- No data available at this section
- NA No data available



Horse/Jockey Name	Bandit
Final Rank	4
Fastest Section Time (Section)	0:10.85 (1200m)
Top Speed [km/h] (Section)	71.6 (Overall)
Race State	Finished



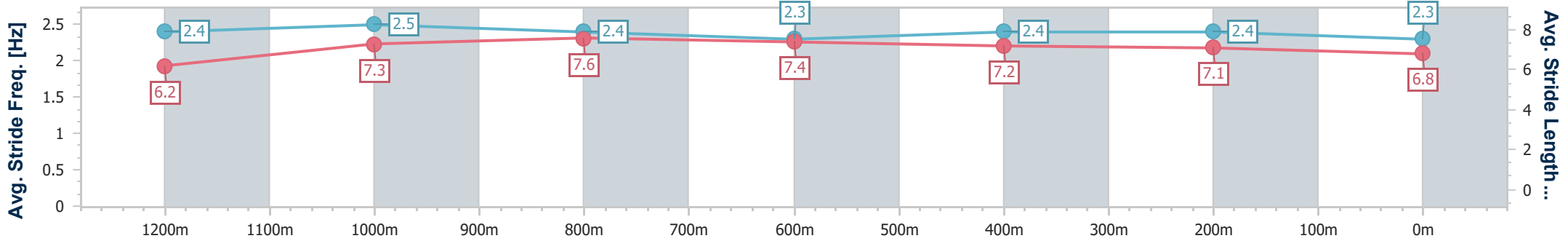
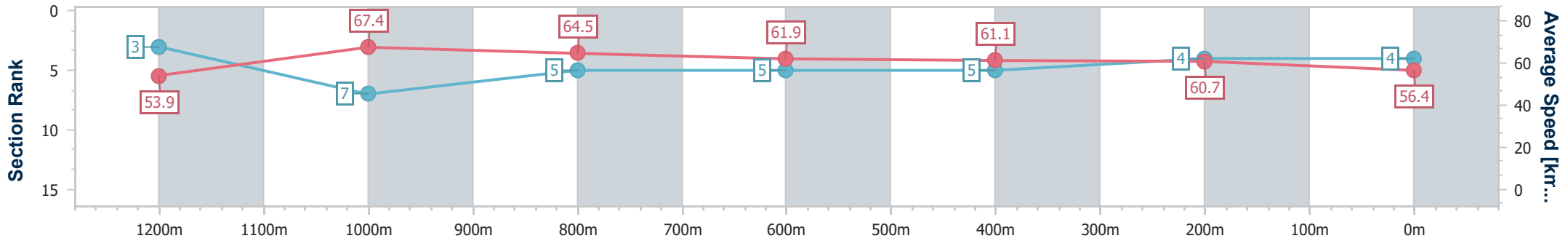
Sunshine Coast Poly Track QLD Professional
Race 6: FINCIERGE NOOSA CUP BENCHMARK 75 Handicap - 1400m



18 August 2024 - 15:55

Track Rating: Synthetic, Weather: Fine, Rail Position: True

Section	Overall	1200m	1000m	800m	600m	400m	200m
Section Times	1:23.64 [4] (0:13.39)	1:10.25 [3] (0:10.85)	0:59.40 [7] (0:11.16)	0:48.24 [5] (0:11.82)	0:36.42 [5] (0:11.88)	0:24.54 [5] (0:11.84)	0:12.70 [4] (0:12.70)
Average Speed [km/h]	53.9	67.4	64.5	61.9	61.1	60.7	56.4
Top Speed [km/h]	71.6	71.5	66.6	63.3	62.1	62.2	59.7
Avg. Dist. to Rail [m]	5.9	4.5	2.8	2.2	1.0	2.7	2.1
Avg. Stride Freq. [Hz]	2.4	2.5	2.4	2.3	2.4	2.4	2.3
Avg. Stride Length [m]	6.2	7.3	7.6	7.4	7.2	7.1	6.8



- [] Ranking at each section and finish
- .-.- No data available at this section
- NA No data available



Horse/Jockey Name	O'miss Behaving
Final Rank	5
Fastest Section Time (Section)	0:10.59 (1200m)
Top Speed [km/h] (Section)	69.4 (1200m)
Race State	Finished



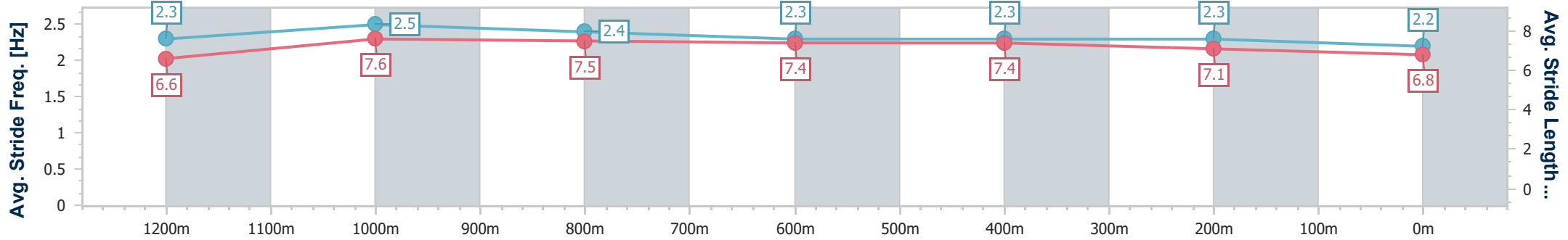
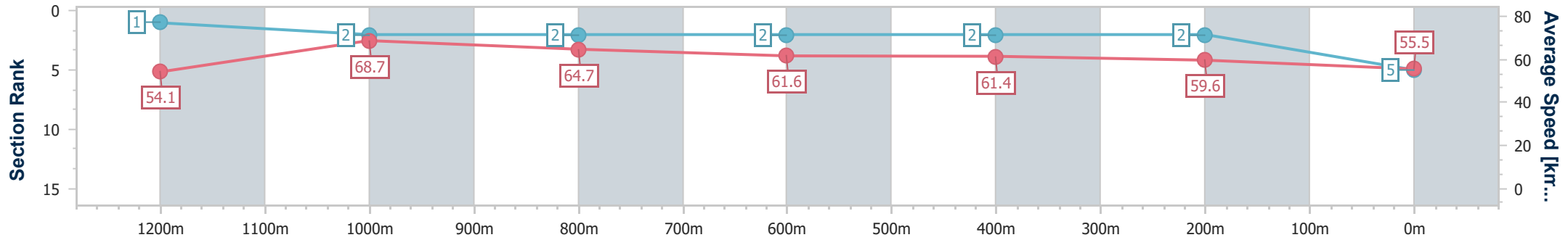
Sunshine Coast Poly Track QLD Professional
Race 6: FINCIERGE NOOSA CUP BENCHMARK 75 Handicap - 1400m



18 August 2024 - 15:55

Track Rating: Synthetic, Weather: Fine, Rail Position: True

Section	Overall	1200m	1000m	800m	600m	400m	200m
Section Times	1:23.83 [5] (0:13.35)	1:10.48 [1] (0:10.59)	0:59.89 [2] (0:11.15)	0:48.74 [2] (0:11.88)	0:36.86 [2] (0:11.85)	0:25.01 [2] (0:12.07)	0:12.94 [2] (0:12.94)
Average Speed [km/h]	54.1	68.7	64.7	61.6	61.4	59.6	55.5
Top Speed [km/h]	69.0	69.4	66.5	62.8	62.7	61.1	57.5
Avg. Dist. to Rail [m]	5.0	4.3	3.1	2.4	1.7	1.3	0.4
Avg. Stride Freq. [Hz]	2.3	2.5	2.4	2.3	2.3	2.3	2.2
Avg. Stride Length [m]	6.6	7.6	7.5	7.4	7.4	7.1	6.8



- [] Ranking at each section and finish
- .-.- No data available at this section
- NA No data available



Horse/Jockey Name	Vantan Express
Final Rank	6
Fastest Section Time (Section)	0:10.65 (1200m)
Top Speed [km/h] (Section)	68.8 (1200m)
Race State	Finished



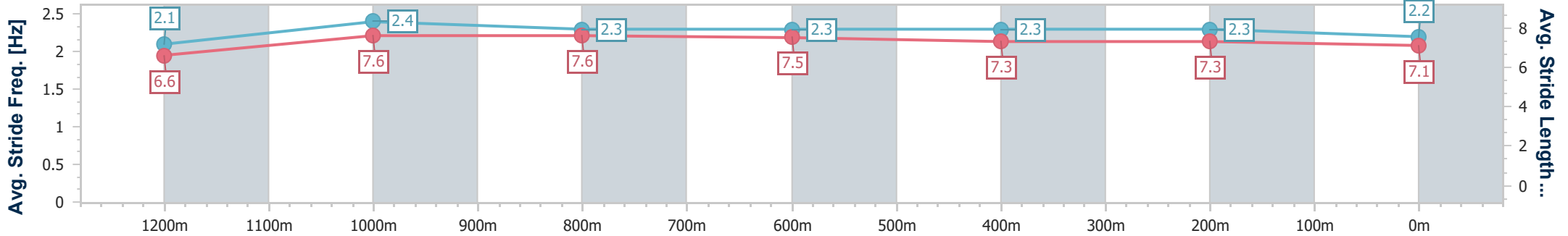
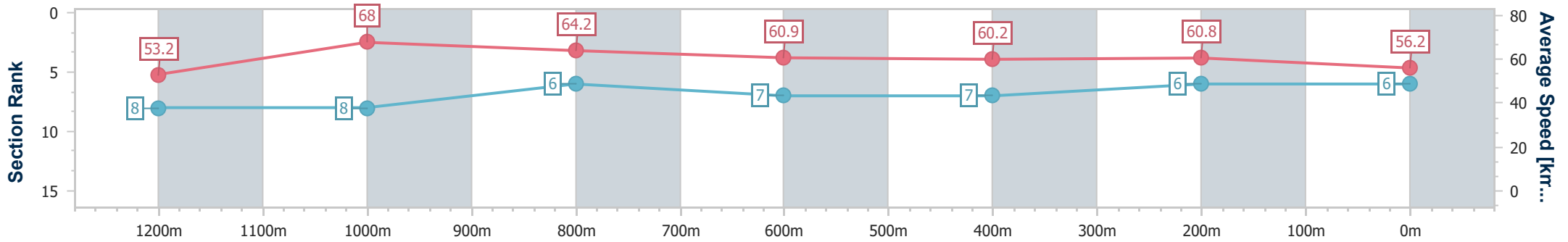
Sunshine Coast Poly Track QLD Professional
Race 6: FINCIERGE NOOSA CUP BENCHMARK 75 Handicap - 1400m



18 August 2024 - 15:55

Track Rating: Synthetic, Weather: Fine, Rail Position: True

Section	Overall	1200m	1000m	800m	600m	400m	200m
Section Times	1:23.92 [6] (0:13.62)	1:10.30 [8] (0:10.65)	0:59.65 [8] (0:11.17)	0:48.48 [6] (0:11.89)	0:36.59 [7] (0:11.97)	0:24.62 [7] (0:11.84)	0:12.78 [6] (0:12.78)
Average Speed [km/h]	53.2	68.0	64.2	60.9	60.2	60.8	56.2
Top Speed [km/h]	68.3	68.8	66.2	62.7	61.6	62.5	58.7
Avg. Dist. to Rail [m]	3.3	2.1	1.7	1.0	0.4	1.0	3.3
Avg. Stride Freq. [Hz]	2.1	2.4	2.3	2.3	2.3	2.3	2.2
Avg. Stride Length [m]	6.6	7.6	7.6	7.5	7.3	7.3	7.1



- [] Ranking at each section and finish
- .-.- No data available at this section
- NA No data available



Horse/Jockey Name	Fresh Prince
Final Rank	7
Fastest Section Time (Section)	0:10.65 (1200m)
Top Speed [km/h] (Section)	71.1 (1200m)
Race State	Finished



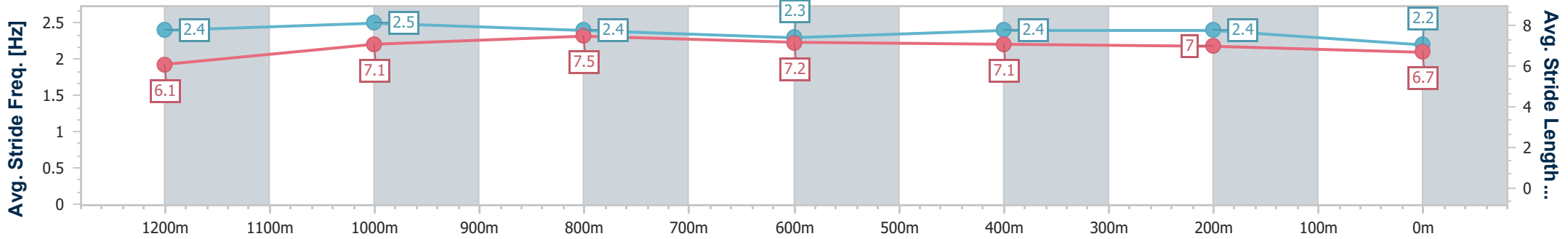
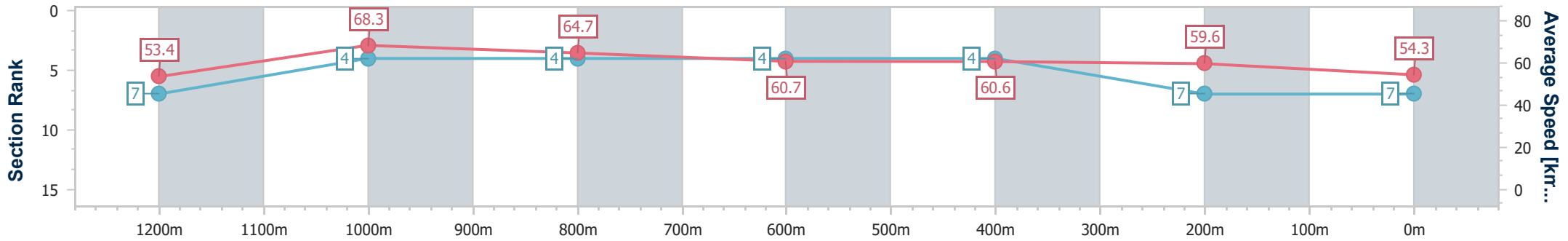
Sunshine Coast Poly Track QLD Professional
 Race 6: FINCIERGE NOOSA CUP BENCHMARK 75 Handicap - 1400m



18 August 2024 - 15:55

Track Rating: Synthetic, Weather: Fine, Rail Position: True

Section	Overall	1200m	1000m	800m	600m	400m	200m
Section Times	1:24.37 [7] (0:13.49)	1:10.88 [7] (0:10.65)	1:00.23 [4] (0:11.15)	0:49.08 [4] (0:11.93)	0:37.15 [4] (0:11.87)	0:25.28 [4] (0:12.07)	0:13.21 [7] (0:13.21)
Average Speed [km/h]	53.4	68.3	64.7	60.7	60.6	59.6	54.3
Top Speed [km/h]	69.0	71.1	67.0	62.1	61.0	60.6	58.1
Avg. Dist. to Rail [m]	3.8	3.2	2.1	1.1	0.3	0.5	0.3
Avg. Stride Freq. [Hz]	2.4	2.5	2.4	2.3	2.4	2.4	2.2
Avg. Stride Length [m]	6.1	7.1	7.5	7.2	7.1	7.0	6.7



- [] Ranking at each section and finish
- .-.- No data available at this section
- NA No data available



Horse/Jockey Name	Festival Prince
Final Rank	8
Fastest Section Time (Section)	0:10.69 (1200m)
Top Speed [km/h] (Section)	69.1 (1200m)
Race State	Finished



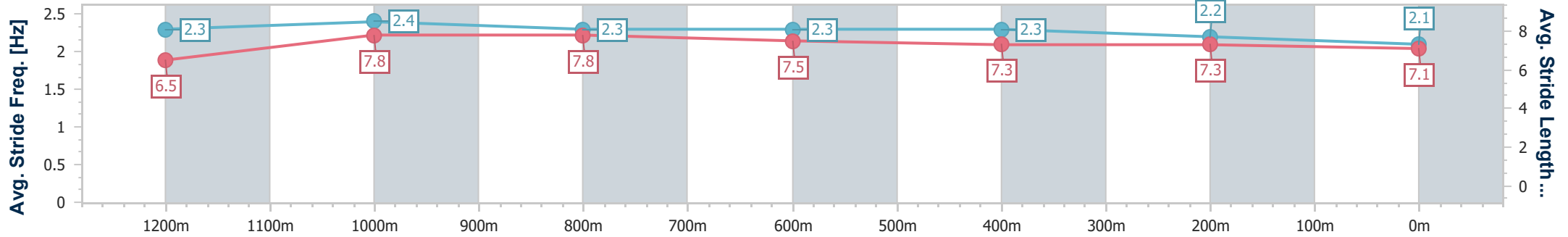
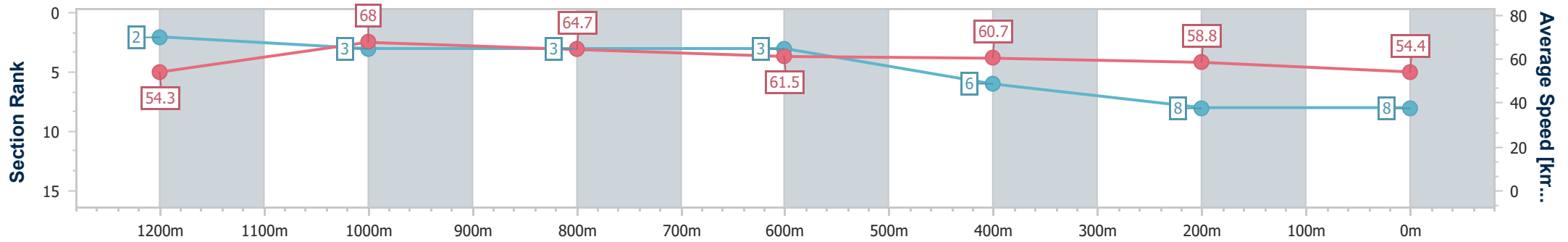
Sunshine Coast Poly Track QLD Professional
Race 6: FINCIERGE NOOSA CUP BENCHMARK 75 Handicap - 1400m



18 August 2024 - 15:55

Track Rating: Synthetic, Weather: Fine, Rail Position: True

Section	Overall	1200m	1000m	800m	600m	400m	200m
Section Times	1:24.65 [8] (0:13.37)	1:11.28 [2] (0:10.69)	1:00.59 [3] (0:11.17)	0:49.42 [3] (0:11.94)	0:37.48 [3] (0:12.07)	0:25.41 [6] (0:12.25)	0:13.16 [8] (0:13.16)
Average Speed [km/h]	54.3	68.0	64.7	61.5	60.7	58.8	54.4
Top Speed [km/h]	68.5	69.1	67.2	62.0	61.6	61.1	56.5
Avg. Dist. to Rail [m]	6.4	5.8	4.1	3.0	2.3	3.1	2.7
Avg. Stride Freq. [Hz]	2.3	2.4	2.3	2.3	2.3	2.2	2.1
Avg. Stride Length [m]	6.5	7.8	7.8	7.5	7.3	7.3	7.1



- [] Ranking at each section and finish
- .-.- No data available at this section
- NA No data available



Sunshine Coast Poly Track QLD Professional

Race 7: VANTAGE BUILDING GROUP BENCHMARK 58 Handicap - 1400m

18 August 2024 - 16:35



Track Rating: Synthetic, Weather: Fine, Rail Position: True

Section	Field Times	Overall	1200m	1000m	800m	600m	400m	Last 600m					
		1:23.25 (0:13.24)	1:10.01 (0:10.69)	0:59.32 (0:11.06)	0:48.26 (0:11.97)	0:36.29 (0:12.14)	0:24.15 (0:11.97)	0:36.29					
Rank	TAB	Horse/Jockey	Barrier	Top Speed [km/h]	Fastest Section							Distance Travelled [m]	
1	3	ULTIMATE OUTCOME Cody Collis	13	68.1 1200m	0:10.85 1200m	1:23.25 [1] (0:13.92)	1:09.33 [9] (0:10.85)	0:58.48 [9] (0:11.07)	0:47.41 [9] (0:11.66)	0:35.75 [8] (0:11.86)	0:23.89 [6] (0:11.71)	0:35.75	
2	8	PRIMARY WITNESS Morgan Butler	11	68.1 1000m	0:10.81 1200m	1:23.57 [2] (0:14.36)	1:09.21 [12] (0:10.81)	0:58.40 [11] (0:10.91)	0:47.49 [11] (0:11.67)	0:35.82 [10] (0:11.81)	0:24.01 [9] (0:11.93)	0:35.82	-3
3	5	VICTORY COMMAND James Orman	6	68.2 Overall	0:10.79 1200m	1:23.63 [3] (0:13.65)	1:09.98 [8] (0:10.79)	0:59.19 [8] (0:11.12)	0:48.07 [7] (0:11.86)	0:36.21 [7] (0:11.97)	0:24.24 [8] (0:12.00)	0:36.21	-2
4	2	DARK CHILL Dan McGillivray	2	69.2 1200m	0:10.66 1200m	1:24.09 [4] (0:13.36)	1:10.73 [2] (0:10.66)	1:00.07 [2] (0:11.18)	0:48.89 [3] (0:11.95)	0:36.94 [3] (0:11.98)	0:24.96 [2] (0:12.05)	0:36.94	+0
5	12	TEQUILA DANCER Madeleine Wishart	12	68.5 1200m	0:10.93 1200m	1:24.18 [5] (0:14.09)	1:10.09 [10] (0:10.93)	0:59.16 [10] (0:11.03)	0:48.13 [10] (0:11.75)	0:36.38 [11] (0:11.84)	0:24.54 [10] (0:11.86)	0:36.38	+2
6	9	REDEENTE CHOICE Jake Bayliss	3	68.1 1200m	0:10.82 1200m	1:24.25 [6] (0:13.57)	1:10.68 [7] (0:10.82)	0:59.86 [7] (0:11.13)	0:48.73 [6] (0:11.86)	0:36.87 [6] (0:12.01)	0:24.86 [7] (0:12.13)	0:36.87	+0
7	7	CRYPTO CURRENCY Shania Willis	8	69.7 1200m	0:10.75 1200m	1:24.80 [7] (0:13.43)	1:11.37 [4] (0:10.75)	1:00.62 [5] (0:11.13)	0:49.49 [5] (0:11.96)	0:37.53 [5] (0:11.94)	0:25.59 [4] (0:12.40)	0:37.53	+5
8	11	BEAN ALL OVA Cejay Graham	7	69.2 1200m	0:10.85 1200m	1:25.30 [8] (0:13.46)	1:11.84 [5] (0:10.85)	1:00.99 [6] (0:11.30)	0:49.69 [8] (0:11.99)	0:37.70 [9] (0:12.30)	0:25.40 [11] (0:12.45)	0:37.70	+6
9	10	QUICK SHOT Girish Goomany	1	68.7 1200m	0:10.70 1200m	1:25.36 [9] (0:13.40)	1:11.96 [3] (0:10.70)	1:01.26 [4] (0:11.17)	0:50.09 [4] (0:11.86)	0:38.23 [2] (0:12.01)	0:26.22 [3] (0:12.77)	0:38.23	-7
10	6	EMMY REGINA Amy Graham	9	70.3 1200m	0:10.56 1200m	1:25.60 [10] (0:13.47)	1:12.13 [6] (0:10.56)	1:01.57 [3] (0:11.10)	0:50.47 [2] (0:12.05)	0:38.42 [4] (0:12.09)	0:26.33 [5] (0:12.85)	0:38.42	+1

Did Not Finish: Step On Fire (#13)

Scratched: Katdeel (#4), Sheer Reward (#14)

[] Ranking at each section and finish
 -:-:- No data available at this section
 NA No data available

SCN Saddle cloth number
 DNF Did not finish
 DNT Did not track



Sunshine Coast Poly Track QLD Professional
Race 7: VANTAGE BUILDING GROUP BENCHMARK 58 Handicap - 1400m
18 August 2024 - 16:35



Track Rating: Synthetic, Weather: Fine, Rail Position: True

Section	Overall	1200m	1000m	800m	600m	400m	Last 600m
Field Times	1:23.25 (0:13.24)	1:10.01 (0:10.69)	0:59.32 (0:11.06)	0:48.26 (0:11.97)	0:36.29 (0:12.14)	0:24.15 (0:11.97)	0:36.29

Rank	TAB	Horse/Jockey	Barrier	Top Speed [km/h]	Fastest Section	Overall	1200m	1000m	800m	600m	400m	Last 600m	Distance Travelled [m]
11	1	FREDDIE	5	70.1	0:10.69	1:25.76 [11]	1:12.52 [1]	1:01.83 [1]	0:50.77 [1]	0:38.80 [1]	0:26.66 [1]	0:38.80	-6
		Corey Sutherland		Overall	1200m	(0:13.24)	(0:10.69)	(0:11.06)	(0:11.97)	(0:12.14)	(0:12.75)		

Did Not Finish: Step On Fire (#13)
 Scratched: Katdeel (#4), Sheer Reward (#14)

[] Ranking at each section and finish
 -:-:- No data available at this section
 NA No data available

SCN Saddle cloth number
 DNF Did not finish
 DNT Did not track



Sunshine Coast Poly Track QLD Professional
Race 7: VANTAGE BUILDING GROUP BENCHMARK 58 Handicap -
1400m

18 August 2024 - 16:35



Track Rating: Synthetic, Weather: Fine, Rail Position: True

Section			200m			Last 600m		
Field Times			0:12.18			0:36.29		
Rank	TAB	Horse/Jockey	Barrier	Top Speed [km/h]	Fastest Section	Margin		Distance Travelled [m]
1	3	ULTIMATE OUTCOME Cody Collis	13	68.1 1200m	0:10.85 1200m	0:12.18 [1] (0:12.18)	1:23.25	0:35.75
2	8	PRIMARY WITNESS Morgan Butler	11	68.1 1000m	0:10.81 1200m	0:12.08 [4] (0:12.08)	1.8L	0:35.82 -3
3	5	VICTORY COMMAND James Orman	6	68.2 Overall	0:10.79 1200m	0:12.24 [3] (0:12.24)	2L	0:36.21 -2
4	2	DARK CHILL Dan McGillivray	2	69.2 1200m	0:10.66 1200m	0:12.91 [2] (0:12.91)	4.5L	0:36.94 +0
5	12	TEQUILA DANCER Madeleine Wishart	12	68.5 1200m	0:10.93 1200m	0:12.68 [5] (0:12.68)	4.9L	0:36.38 +2
6	9	REDEnte CHOICE Jake Bayliss	3	68.1 1200m	0:10.82 1200m	0:12.73 [6] (0:12.73)	5.1L	0:36.87 +0
7	7	CRYPTO CURRENCY Shania Willis	8	69.7 1200m	0:10.75 1200m	0:13.19 [7] (0:13.19)	8.4L	0:37.53 +5
8	11	BEAN ALL OVA Cejay Graham	7	69.2 1200m	0:10.85 1200m	0:12.95 [11] (0:12.95)	11.2L	0:37.70 +6
9	10	QUICK SHOT Girish Goomany	1	68.7 1200m	0:10.70 1200m	0:13.45 [9] (0:13.45)	11.4L	0:38.23 -7
10	6	EMMY REGINA Amy Graham	9	70.3 1200m	0:10.56 1200m	0:13.48 [10] (0:13.48)	12.7L	0:38.42 +1

Did Not Finish: Step On Fire (#13)
 Scratched: Katdeel (#4), Sheer Reward (#14)

[] Ranking at each section and finish
 -:-:- No data available at this section
 NA No data available

SCN Saddle cloth number
 DNF Did not finish
 DNT Did not track



Sunshine Coast Poly Track QLD Professional
Race 7: VANTAGE BUILDING GROUP BENCHMARK 58 Handicap -
1400m
18 August 2024 - 16:35



Track Rating: Synthetic, Weather: Fine, Rail Position: True

Section		200m		Last 600m		
Field Times		0:12.18 (0:12.18)		0:36.29		
Rank	TAB Horse/Jockey	Barrier	Top Speed [km/h]	Fastest Section	Margin	Distance Travelled [m]
11	1 FREDDIE	5	70.1	0:10.69	0:13.91 [8]	13.5L
	Corey Sutherland		Overall	1200m	(0:13.91)	0:38.80 -6

Did Not Finish: Step On Fire (#13)
 Scratched: Katdeel (#4), Sheer Reward (#14)

[] Ranking at each section and finish
 -:-:- No data available at this section
 NA No data available

SCN Saddle cloth number
 DNF Did not finish
 DNT Did not track



Horse/Jockey Name	Ultimate Outcome
Final Rank	1
Fastest Section Time (Section)	0:10.85 (1200m)
Top Speed [km/h] (Section)	68.1 (1200m)
Race State	Finished

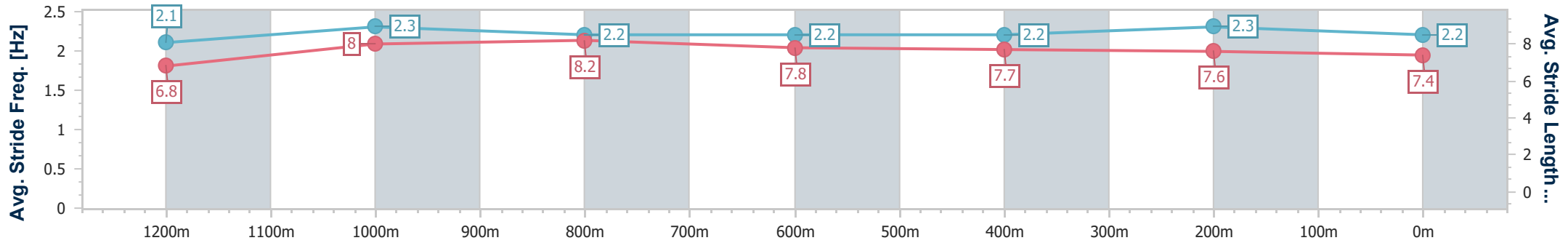
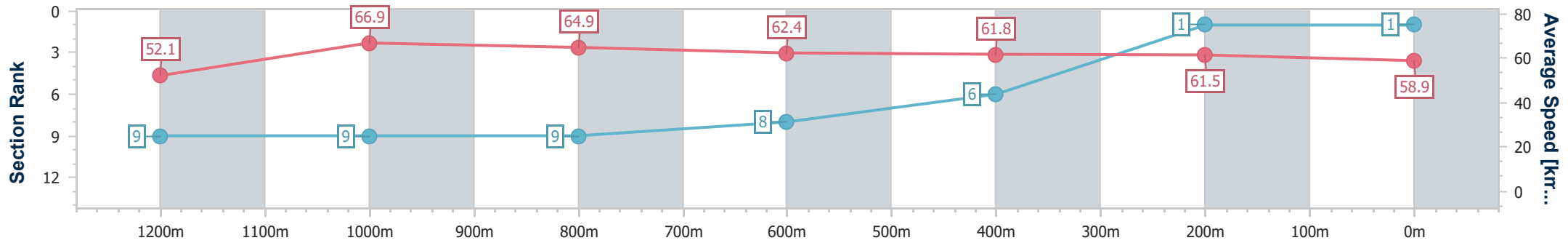


Sunshine Coast Poly Track QLD Professional
 Race 7: VANTAGE BUILDING GROUP BENCHMARK 58
 Handicap - 1400m
 18 August 2024 - 16:35



Track Rating: Synthetic, Weather: Fine, Rail Position: True

Section	Overall	1200m	1000m	800m	600m	400m	200m
Section Times	1:23.25 [1] (0:13.92)	1:09.33 [9] (0:10.85)	0:58.48 [9] (0:11.07)	0:47.41 [9] (0:11.66)	0:35.75 [8] (0:11.86)	0:23.89 [6] (0:11.71)	0:12.18 [1] (0:12.18)
Average Speed [km/h]	52.1	66.9	64.9	62.4	61.8	61.5	58.9
Top Speed [km/h]	67.5	68.1	66.9	63.9	62.3	62.2	60.8
Avg. Dist. to Rail [m]	10.6	2.7	1.8	1.1	2.6	5.1	4.8
Avg. Stride Freq. [Hz]	2.1	2.3	2.2	2.2	2.2	2.3	2.2
Avg. Stride Length [m]	6.8	8.0	8.2	7.8	7.7	7.6	7.4



- [] Ranking at each section and finish
- .-.- No data available at this section
- NA No data available



Horse/Jockey Name	Primary Witness
Final Rank	2
Fastest Section Time (Section)	0:10.81 (1200m)
Top Speed [km/h] (Section)	68.1 (1000m)
Race State	Finished

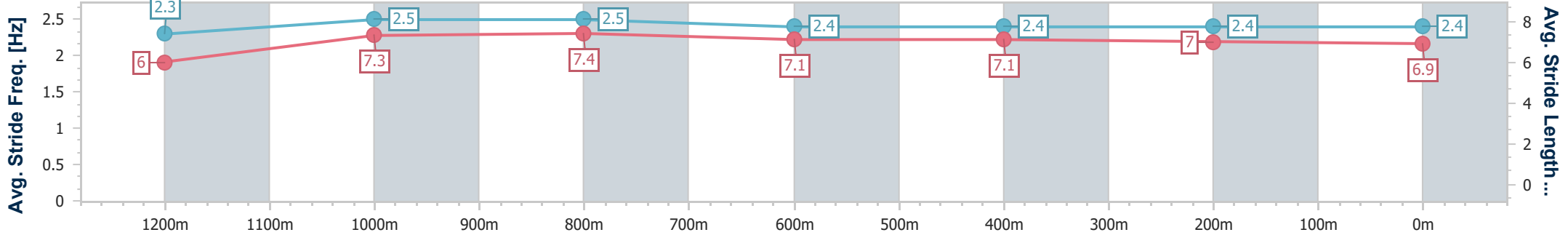
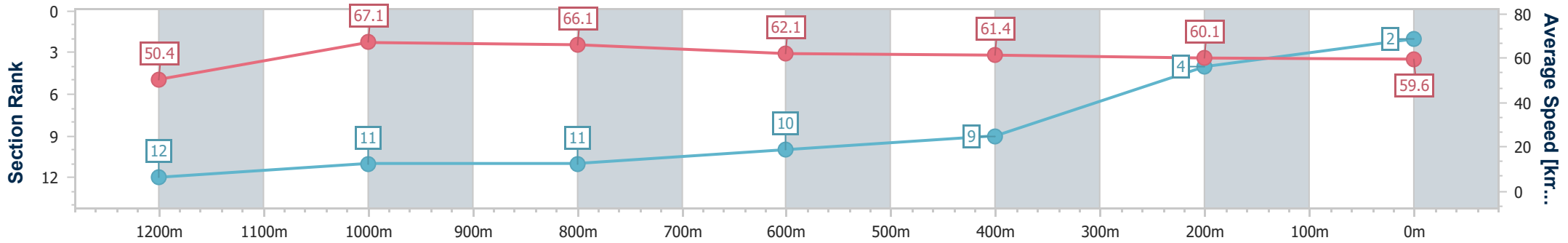


Sunshine Coast Poly Track QLD Professional
 Race 7: VANTAGE BUILDING GROUP BENCHMARK 58
 Handicap - 1400m
 18 August 2024 - 16:35



Track Rating: Synthetic, Weather: Fine, Rail Position: True

Section	Overall	1200m	1000m	800m	600m	400m	200m
Section Times	1:23.57 [2] (0:14.36)	1:09.21 [12] (0:10.81)	0:58.40 [11] (0:10.91)	0:47.49 [11] (0:11.67)	0:35.82 [10] (0:11.81)	0:24.01 [9] (0:11.93)	0:12.08 [4]
Average Speed [km/h]	50.4	67.1	66.1	62.1	61.4	60.1	59.6
Top Speed [km/h]	65.9	68.0	68.1	63.4	62.4	61.4	61.2
Avg. Dist. to Rail [m]	7.8	1.9	1.7	1.1	0.6	2.9	1.9
Avg. Stride Freq. [Hz]	2.3	2.5	2.5	2.4	2.4	2.4	2.4
Avg. Stride Length [m]	6.0	7.3	7.4	7.1	7.1	7.0	6.9



- [] Ranking at each section and finish
- .-.- No data available at this section
- NA No data available



Horse/Jockey Name	Victory Command
Final Rank	3
Fastest Section Time (Section)	0:10.79 (1200m)
Top Speed [km/h] (Section)	68.2 (Overall)
Race State	Finished

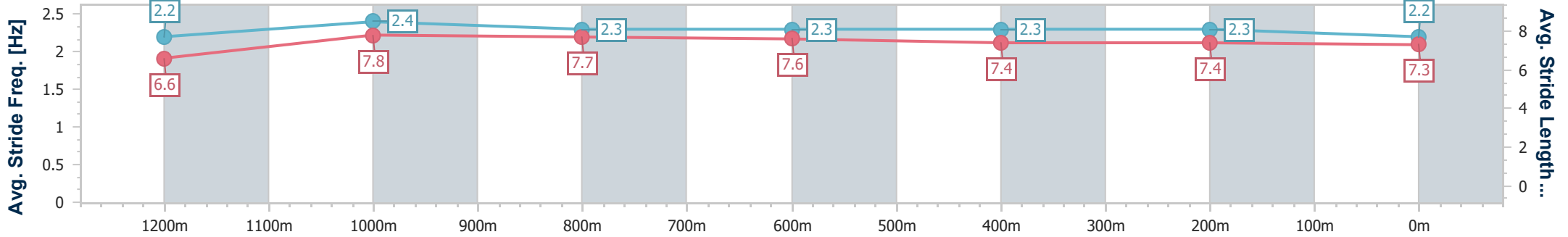
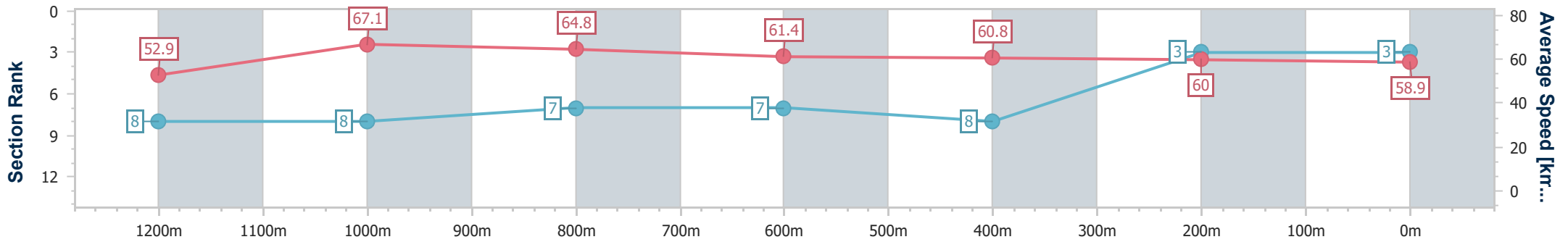


Sunshine Coast Poly Track QLD Professional
 Race 7: VANTAGE BUILDING GROUP BENCHMARK 58
 Handicap - 1400m
 18 August 2024 - 16:35



Track Rating: Synthetic, Weather: Fine, Rail Position: True

Section	Overall	1200m	1000m	800m	600m	400m	200m
Section Times	1:23.63 [3] (0:13.65)	1:09.98 [8] (0:10.79)	0:59.19 [8] (0:11.12)	0:48.07 [7] (0:11.86)	0:36.21 [7] (0:11.97)	0:24.24 [8] (0:12.00)	0:12.24 [3] (0:12.24)
Average Speed [km/h]	52.9	67.1	64.8	61.4	60.8	60.0	58.9
Top Speed [km/h]	68.2	68.1	66.4	62.5	62.4	61.3	59.5
Avg. Dist. to Rail [m]	4.8	2.5	2.0	1.4	1.8	3.4	3.3
Avg. Stride Freq. [Hz]	2.2	2.4	2.3	2.3	2.3	2.3	2.2
Avg. Stride Length [m]	6.6	7.8	7.7	7.6	7.4	7.4	7.3



- [] Ranking at each section and finish
- .-.- No data available at this section
- NA No data available



Horse/Jockey Name	Dark Chill
Final Rank	4
Fastest Section Time (Section)	0:10.66 (1200m)
Top Speed [km/h] (Section)	69.2 (1200m)
Race State	Finished

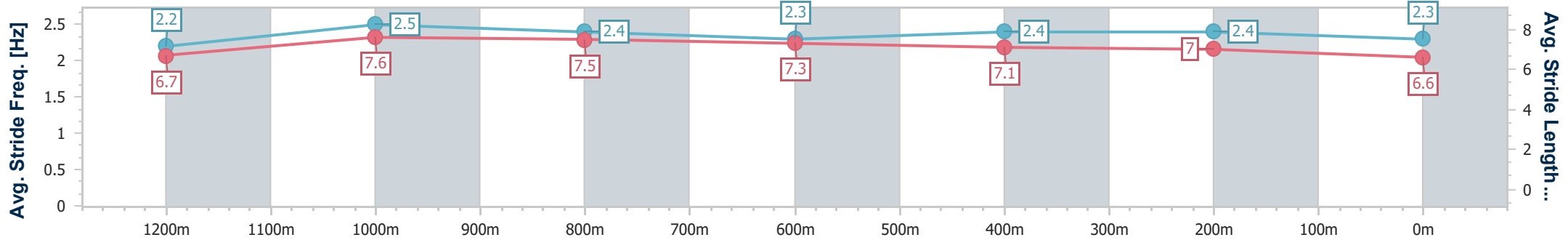
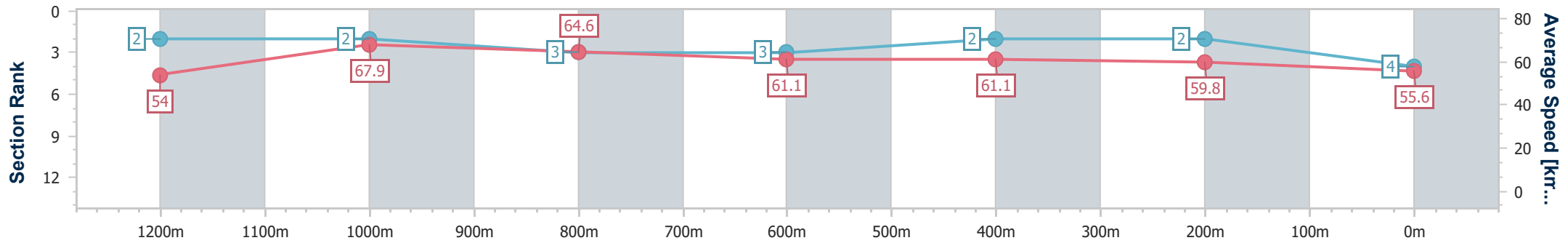


Sunshine Coast Poly Track QLD Professional
 Race 7: VANTAGE BUILDING GROUP BENCHMARK 58
 Handicap - 1400m
 18 August 2024 - 16:35



Track Rating: Synthetic, Weather: Fine, Rail Position: True

Section	Overall	1200m	1000m	800m	600m	400m	200m
Section Times	1:24.09 [4] (0:13.36)	1:10.73 [2] (0:10.66)	1:00.07 [2] (0:11.18)	0:48.89 [3] (0:11.95)	0:36.94 [3] (0:11.98)	0:24.96 [2] (0:12.05)	0:12.91 [2] (0:12.91)
Average Speed [km/h]	54.0	67.9	64.6	61.1	61.1	59.8	55.6
Top Speed [km/h]	68.4	69.2	66.4	62.1	62.0	61.5	58.4
Avg. Dist. to Rail [m]	3.4	2.9	2.5	2.3	2.3	5.0	5.0
Avg. Stride Freq. [Hz]	2.2	2.5	2.4	2.3	2.4	2.4	2.3
Avg. Stride Length [m]	6.7	7.6	7.5	7.3	7.1	7.0	6.6



- [] Ranking at each section and finish
- .-.- No data available at this section
- NA No data available



Horse/Jockey Name	Tequila Dancer
Final Rank	5
Fastest Section Time (Section)	0:10.93 (1200m)
Top Speed [km/h] (Section)	68.5 (1200m)
Race State	Finished

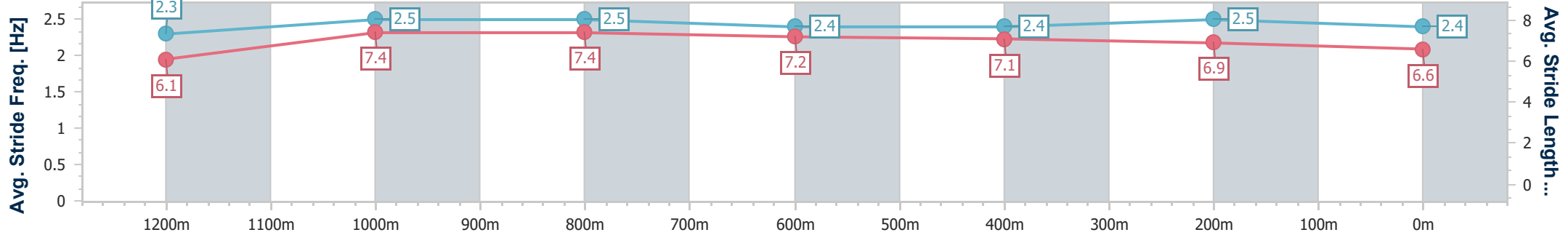
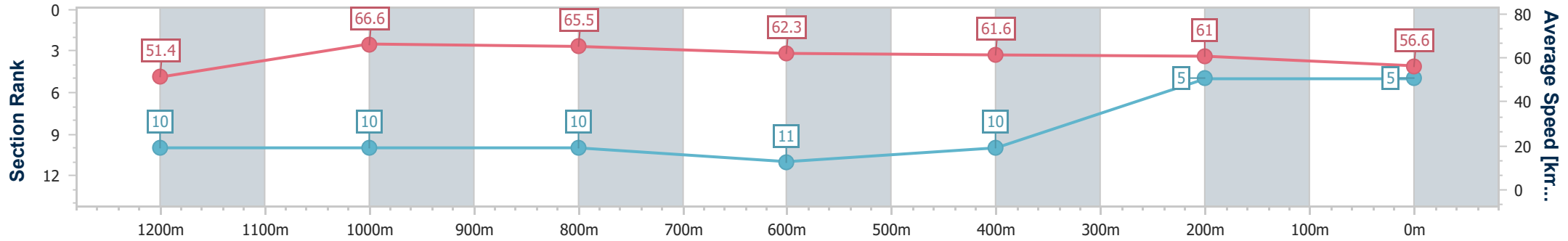


Sunshine Coast Poly Track QLD Professional
 Race 7: VANTAGE BUILDING GROUP BENCHMARK 58
 Handicap - 1400m
 18 August 2024 - 16:35



Track Rating: Synthetic, Weather: Fine, Rail Position: True

Section	Overall	1200m	1000m	800m	600m	400m	200m
Section Times	1:24.18 [5] (0:14.09)	1:10.09 [10] (0:10.93)	0:59.16 [10] (0:11.03)	0:48.13 [10] (0:11.75)	0:36.38 [11] (0:11.84)	0:24.54 [10] (0:11.86)	0:12.68 [5] (0:12.68)
Average Speed [km/h]	51.4	66.6	65.5	62.3	61.6	61.0	56.6
Top Speed [km/h]	66.7	68.5	66.9	63.7	62.3	62.0	59.0
Avg. Dist. to Rail [m]	9.0	3.5	3.3	2.3	2.6	7.2	8.1
Avg. Stride Freq. [Hz]	2.3	2.5	2.5	2.4	2.4	2.5	2.4
Avg. Stride Length [m]	6.1	7.4	7.4	7.2	7.1	6.9	6.6



- [] Ranking at each section and finish
- .-.- No data available at this section
- NA No data available



Horse/Jockey Name	Redente Choice
Final Rank	6
Fastest Section Time (Section)	0:10.82 (1200m)
Top Speed [km/h] (Section)	68.1 (1200m)
Race State	Finished

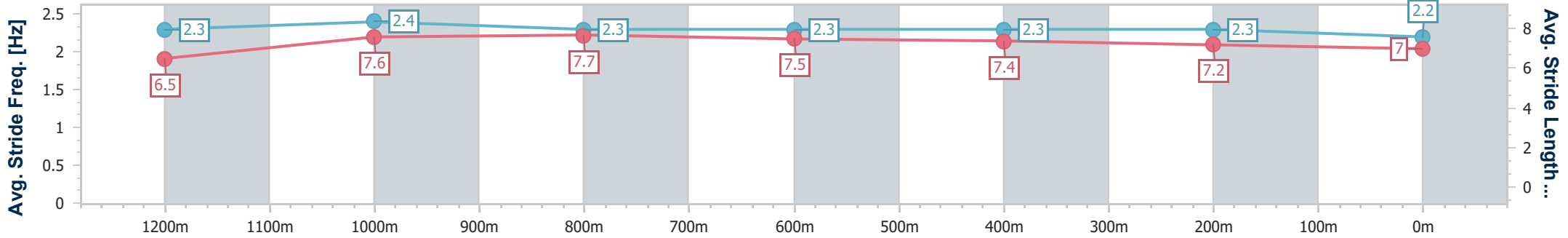
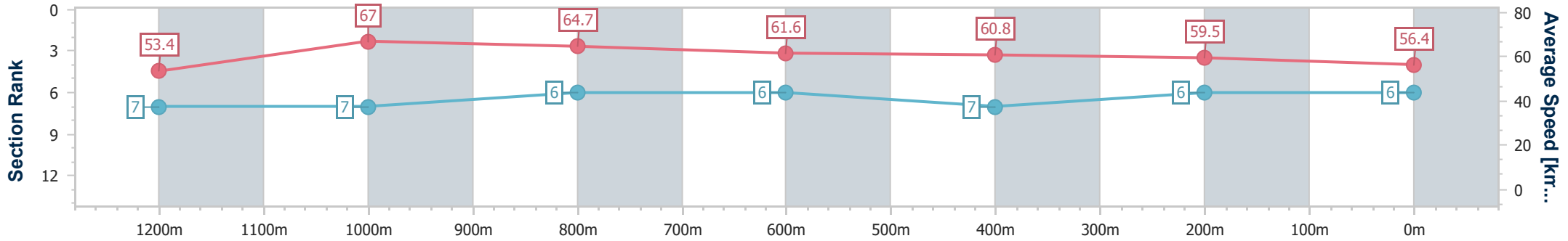


Sunshine Coast Poly Track QLD Professional
 Race 7: VANTAGE BUILDING GROUP BENCHMARK 58
 Handicap - 1400m
 18 August 2024 - 16:35



Track Rating: Synthetic, Weather: Fine, Rail Position: True

Section	Overall	1200m	1000m	800m	600m	400m	200m
Section Times	1:24.25 [6] (0:13.57)	1:10.68 [7] (0:10.82)	0:59.86 [7] (0:11.13)	0:48.73 [6] (0:11.86)	0:36.87 [6] (0:12.01)	0:24.86 [7] (0:12.13)	0:12.73 [6] (0:12.73)
Average Speed [km/h]	53.4	67.0	64.7	61.6	60.8	59.5	56.4
Top Speed [km/h]	66.3	68.1	66.0	62.6	61.7	60.1	58.5
Avg. Dist. to Rail [m]	4.5	3.0	2.7	2.3	2.1	5.3	6.2
Avg. Stride Freq. [Hz]	2.3	2.4	2.3	2.3	2.3	2.3	2.2
Avg. Stride Length [m]	6.5	7.6	7.7	7.5	7.4	7.2	7.0



- [] Ranking at each section and finish
- .-.- No data available at this section
- NA No data available



Horse/Jockey Name	Crypto Currency
Final Rank	7
Fastest Section Time (Section)	0:10.75 (1200m)
Top Speed [km/h] (Section)	69.7 (1200m)
Race State	Finished

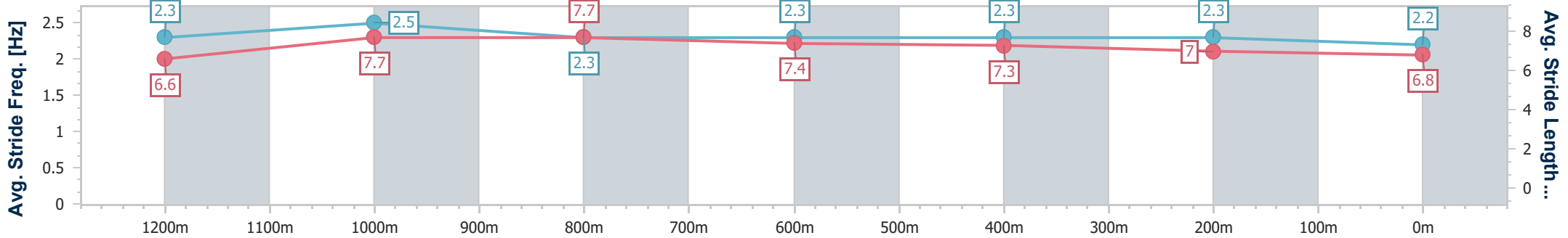
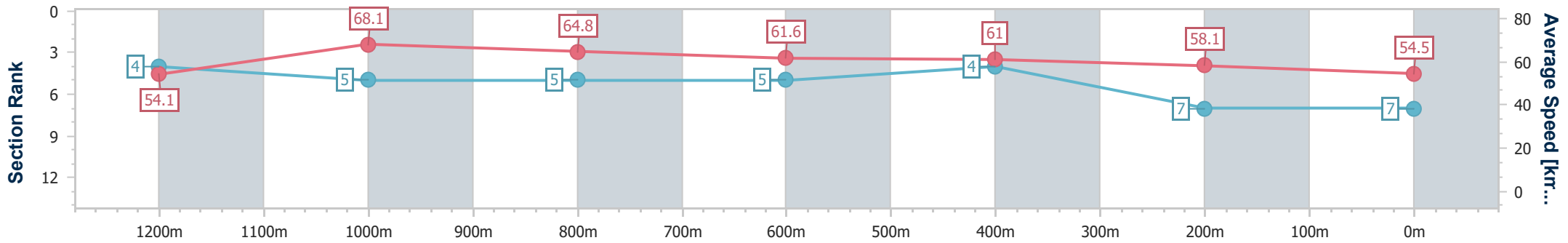


Sunshine Coast Poly Track QLD Professional
 Race 7: VANTAGE BUILDING GROUP BENCHMARK 58
 Handicap - 1400m
 18 August 2024 - 16:35



Track Rating: Synthetic, Weather: Fine, Rail Position: True

Section	Overall	1200m	1000m	800m	600m	400m	200m
Section Times	1:24.80 [7] (0:13.43)	1:11.37 [4] (0:10.75)	1:00.62 [5] (0:11.13)	0:49.49 [5] (0:11.96)	0:37.53 [5] (0:11.94)	0:25.59 [4] (0:12.40)	0:13.19 [7] (0:13.19)
Average Speed [km/h]	54.1	68.1	64.8	61.6	61.0	58.1	54.5
Top Speed [km/h]	69.2	69.7	67.9	62.5	62.1	60.6	56.6
Avg. Dist. to Rail [m]	8.0	6.3	4.6	3.2	2.3	5.3	4.8
Avg. Stride Freq. [Hz]	2.3	2.5	2.3	2.3	2.3	2.3	2.2
Avg. Stride Length [m]	6.6	7.7	7.7	7.4	7.3	7.0	6.8



- [] Ranking at each section and finish
- .-.- No data available at this section
- NA No data available



Horse/Jockey Name	Bean All Ova
Final Rank	8
Fastest Section Time (Section)	0:10.85 (1200m)
Top Speed [km/h] (Section)	69.2 (1200m)
Race State	Finished

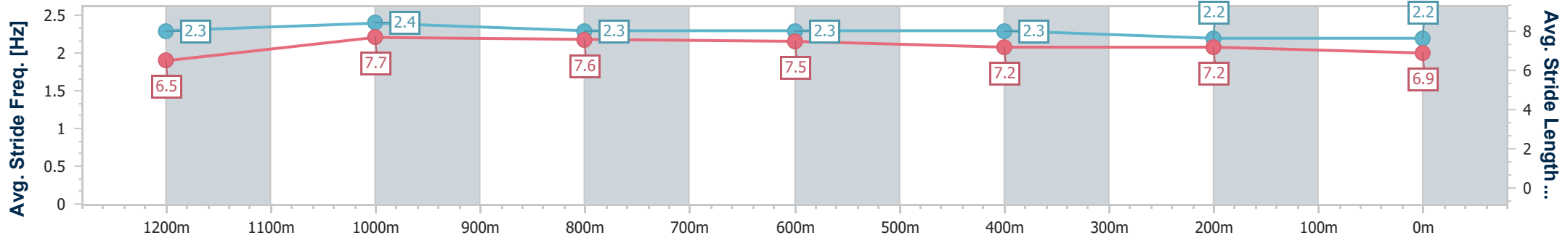
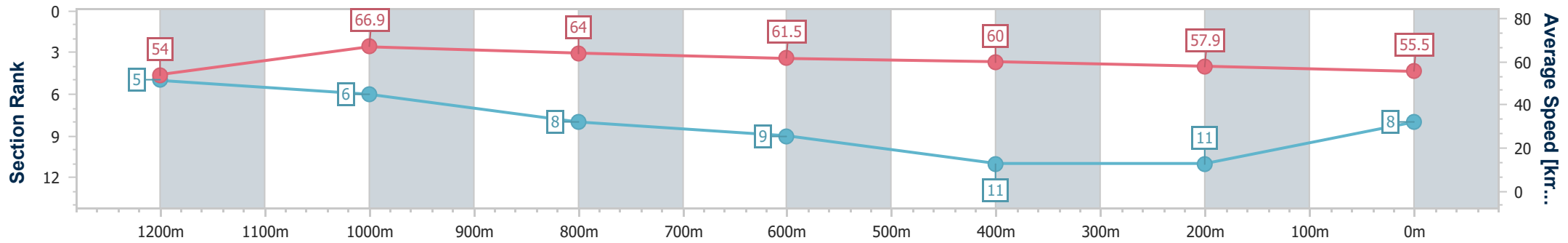


Sunshine Coast Poly Track QLD Professional
 Race 7: VANTAGE BUILDING GROUP BENCHMARK 58
 Handicap - 1400m
 18 August 2024 - 16:35



Track Rating: Synthetic, Weather: Fine, Rail Position: True

Section	Overall	1200m	1000m	800m	600m	400m	200m
Section Times	1:25.30 [8] (0:13.46)	1:11.84 [5] (0:10.85)	1:00.99 [6] (0:11.30)	0:49.69 [8] (0:11.99)	0:37.70 [9] (0:12.30)	0:25.40 [11] (0:12.45)	0:12.95 [11] (0:12.95)
Average Speed [km/h]	54.0	66.9	64.0	61.5	60.0	57.9	55.5
Top Speed [km/h]	68.6	69.2	65.2	62.2	61.2	58.8	57.4
Avg. Dist. to Rail [m]	7.1	4.1	3.5	3.5	3.6	5.5	5.1
Avg. Stride Freq. [Hz]	2.3	2.4	2.3	2.3	2.3	2.2	2.2
Avg. Stride Length [m]	6.5	7.7	7.6	7.5	7.2	7.2	6.9



- [] Ranking at each section and finish
- .-.- No data available at this section
- NA No data available



Horse/Jockey Name	Quick Shot
Final Rank	9
Fastest Section Time (Section)	0:10.70 (1200m)
Top Speed [km/h] (Section)	68.7 (1200m)
Race State	Finished

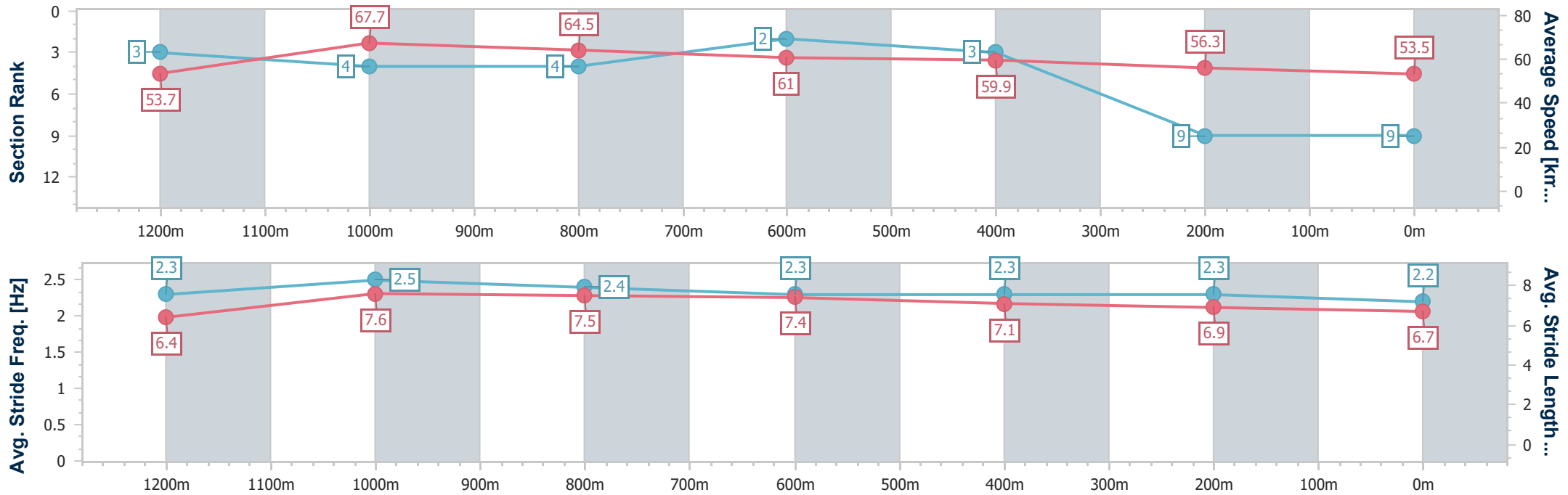


Sunshine Coast Poly Track QLD Professional
 Race 7: VANTAGE BUILDING GROUP BENCHMARK 58
 Handicap - 1400m
 18 August 2024 - 16:35



Track Rating: Synthetic, Weather: Fine, Rail Position: True

Section	Overall	1200m	1000m	800m	600m	400m	200m
Section Times	1:25.36 [9] (0:13.40)	1:11.96 [3] (0:10.70)	1:01.26 [4] (0:11.17)	0:50.09 [4] (0:11.86)	0:38.23 [2] (0:12.01)	0:26.22 [3] (0:12.77)	0:13.45 [9] (0:13.45)
Average Speed [km/h]	53.7	67.7	64.5	61.0	59.9	56.3	53.5
Top Speed [km/h]	68.3	68.7	67.4	61.8	60.9	59.0	54.7
Avg. Dist. to Rail [m]	2.0	1.5	1.4	0.7	0.2	0.5	0.4
Avg. Stride Freq. [Hz]	2.3	2.5	2.4	2.3	2.3	2.3	2.2
Avg. Stride Length [m]	6.4	7.6	7.5	7.4	7.1	6.9	6.7



- [] Ranking at each section and finish
- .-.- No data available at this section
- NA No data available



Horse/Jockey Name	Emmy Regina
Final Rank	10
Fastest Section Time (Section)	0:10.56 (1200m)
Top Speed [km/h] (Section)	70.3 (1200m)
Race State	Finished

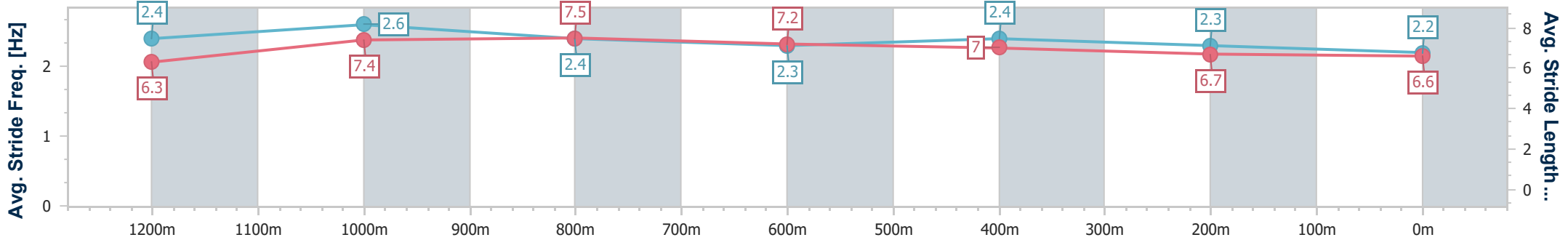
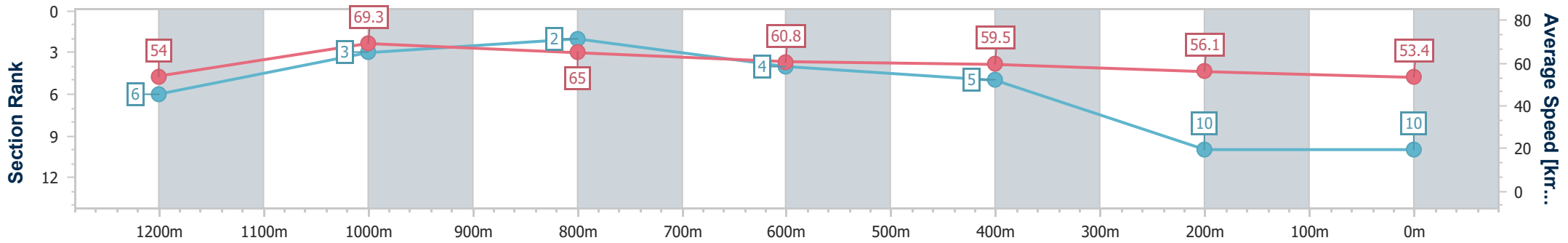


Sunshine Coast Poly Track QLD Professional
 Race 7: VANTAGE BUILDING GROUP BENCHMARK 58
 Handicap - 1400m
 18 August 2024 - 16:35



Track Rating: Synthetic, Weather: Fine, Rail Position: True

Section	Overall	1200m	1000m	800m	600m	400m	200m
Section Times	1:25.60 [10] (0:13.47)	1:12.13 [6] (0:10.56)	1:01.57 [3] (0:11.10)	0:50.47 [2] (0:12.05)	0:38.42 [4] (0:12.09)	0:26.33 [5] (0:12.85)	0:13.48 [10] (0:13.48)
Average Speed [km/h]	54.0	69.3	65.0	60.8	59.5	56.1	53.4
Top Speed [km/h]	69.6	70.3	68.1	62.1	61.5	57.6	54.8
Avg. Dist. to Rail [m]	8.6	6.5	5.0	2.3	0.6	2.3	4.0
Avg. Stride Freq. [Hz]	2.4	2.6	2.4	2.3	2.4	2.3	2.2
Avg. Stride Length [m]	6.3	7.4	7.5	7.2	7.0	6.7	6.6



- [] Ranking at each section and finish
- .-.- No data available at this section
- NA No data available



Horse/Jockey Name	Freddie
Final Rank	11
Fastest Section Time (Section)	0:10.69 (1200m)
Top Speed [km/h] (Section)	70.1 (Overall)
Race State	Finished

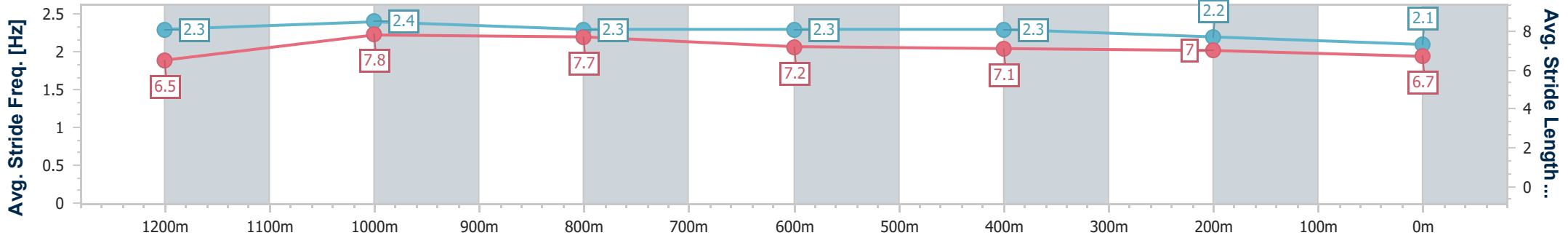
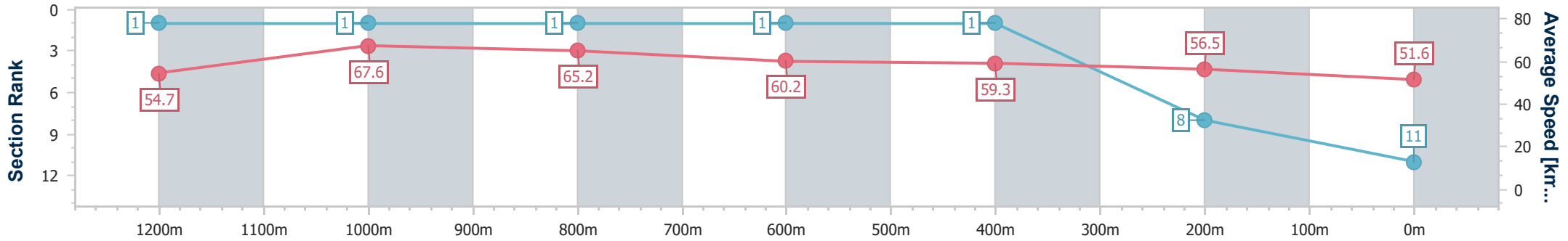


Sunshine Coast Poly Track QLD Professional
 Race 7: VANTAGE BUILDING GROUP BENCHMARK 58
 Handicap - 1400m
 18 August 2024 - 16:35



Track Rating: Synthetic, Weather: Fine, Rail Position: True

Section	Overall	1200m	1000m	800m	600m	400m	200m
Section Times	1:25.76 [11] (0:13.24)	1:12.52 [1] (0:10.69)	1:01.83 [1] (0:11.06)	0:50.77 [1] (0:11.97)	0:38.80 [1] (0:12.14)	0:26.66 [1] (0:12.75)	0:13.91 [8] (0:13.91)
Average Speed [km/h]	54.7	67.6	65.2	60.2	59.3	56.5	51.6
Top Speed [km/h]	70.1	70.1	67.7	62.1	60.6	58.5	53.8
Avg. Dist. to Rail [m]	4.9	1.3	1.3	0.6	0.3	1.8	2.7
Avg. Stride Freq. [Hz]	2.3	2.4	2.3	2.3	2.3	2.2	2.1
Avg. Stride Length [m]	6.5	7.8	7.7	7.2	7.1	7.0	6.7



- [] Ranking at each section and finish
- .-.- No data available at this section
- NA No data available



Horse/Jockey Name	Step On Fire
Final Rank	2147483647
Fastest Section Time (Section)	0:12.72 (1200m)
Top Speed [km/h] (Section)	63.7 (Overall)
Race State	DidNotFinish

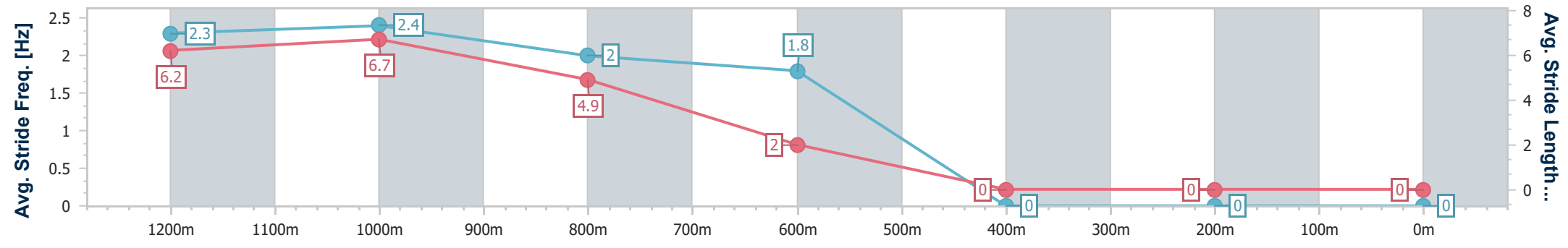
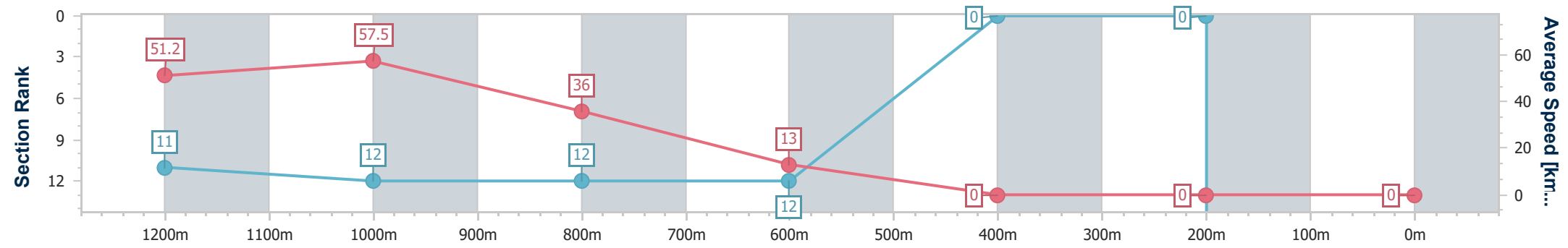


Sunshine Coast Poly Track QLD Professional
 Race 7: VANTAGE BUILDING GROUP BENCHMARK 58
 Handicap - 1400m
 18 August 2024 - 16:35



Track Rating: Synthetic, Weather: Fine, Rail Position: True

Section	Overall	1200m	1000m	800m	600m	400m	200m						
Section Times	0:00.00 [2147483647] (0:14.14)	0:00.00 [11] (0:12.72)	0:00.00 [12] (0:20.00)	0:00.00 [12] (0:56.84)	-:--:--	-:--:--	-:--:--						
Average Speed [km/h]	51.2	57.5	36.0	13.0	0.0	0.0	0.0						
Top Speed [km/h]	63.7	62.7	49.3	28.4	--:--	--:--	--:--						
Avg. Dist. to Rail [m]	8.9	5.4	2.8	2.0	0.0	0.0	0.0						
Avg. Stride Freq. [Hz]	2.3	2.4	2.0	1.8	--:--	--:--	--:--						
Avg. Stride Length [m]	6.2	6.7	4.9	2.0	--:--	--:--	--:--						



[] Ranking at each section and finish
 -:--:-- No data available at this section
 NA No data available

- [] Ranking at each section and finish
- :--:- No data available at this section
- NA No data available