



Toowoomba QLD Professional

Race 7: NEIL MANSELL CONCRETE Maiden Handicap - 2150m

17 August 2024 - 20:40



Track Rating: Soft 5, Weather: Fine, Rail Position: +4m Entire

Section		Overall	2000m	1800m	1600m	1400m	1200m	1000m	Last 600m				
Field Times		2:19.36 (0:12.37)	2:06.99 (0:11.66)	1:55.33 (0:12.17)	1:43.16 (0:11.66)	1:31.50 (0:11.90)	1:19.60 (0:12.37)	1:07.23 (0:13.27)	0:40.59				
Rank	TAB Horse/Jockey	Barrier	Top Speed [km/h]	Fastest Section									Distance Travelled [m]
1	6 FIT AND PROPER Luke Tarrant	1	63.8 2000m	0:11.49 2000m	2:19.36 [1] (0:12.55)	2:06.81 [2] (0:11.49)	1:55.32 [2] (0:12.21)	1:43.11 [3] (0:11.86)	1:31.25 [3] (0:12.34)	1:18.91 [3] (0:12.38)	1:06.53 [3] (0:13.06)	0:40.24	
2	7 LADY PARVATI Landan Sykes	8	62.9 2000m	0:11.67 2000m	2:19.44 [2] (0:12.86)	2:06.58 [5] (0:11.67)	1:54.91 [5] (0:12.23)	1:42.68 [5] (0:11.83)	1:30.85 [5] (0:12.22)	1:18.63 [5] (0:12.32)	1:06.31 [5] (0:12.92)	0:40.10	-4
3	2 HOW YA BEEN ANYWAY Les Tilley	4	64.2 1600m	0:11.63 2000m	2:20.08 [3] (0:12.60)	2:07.48 [3] (0:11.63)	1:55.85 [3] (0:11.99)	1:43.86 [2] (0:11.80)	1:32.06 [2] (0:11.97)	1:20.09 [2] (0:12.40)	1:07.69 [2] (0:13.03)	0:41.31	+2
4	3 MORE SUCCESS Nozi Tomizawa	7	63.2 2000m	0:11.70 2000m	2:20.43 [4] (0:13.26)	2:07.17 [6] (0:11.70)	1:55.47 [6] (0:12.09)	1:43.38 [6] (0:11.76)	1:31.62 [6] (0:12.18)	1:19.44 [6] (0:12.40)	1:07.04 [6] (0:13.02)	0:41.07	-1
5	8 THE BEST BAD BOY Amy Graham	3	65.2 2000m	0:11.66 2000m	2:22.70 [5] (0:12.37)	2:10.33 [1] (0:11.66)	1:58.67 [1] (0:12.17)	1:46.50 [1] (0:11.66)	1:34.84 [1] (0:11.90)	1:22.94 [1] (0:12.37)	1:10.57 [1] (0:13.27)	0:43.82	-10
6	5 A DEVIL'S CHANCE Shania Willis	5	63.6 1600m	0:11.66 2000m	2:25.18 [6] (0:12.81)	2:12.37 [4] (0:11.66)	2:00.71 [4] (0:12.04)	1:48.67 [4] (0:11.93)	1:36.74 [4] (0:12.25)	1:24.49 [4] (0:12.28)	1:12.21 [4] (0:13.00)	0:45.87	-13

Scratched: Helluva Soiree (#4), Nitrogen (#1)

[] Ranking at each section and finish
 -:-:- No data available at this section
 NA No data available

SCN Saddle cloth number
 DNF Did not finish
 DNT Did not track



Toowoomba QLD Professional

Race 7: NEIL MANSELL CONCRETE Maiden Handicap - 2150m

17 August 2024 - 20:40



Track Rating: Soft 5, Weather: Fine, Rail Position: +4m Entire

Section				800m	600m	400m	200m	Last 600m				
Field Times				0:53.96 (0:13.37)	0:40.59 (0:13.60)	0:26.99 (0:13.41)	0:13.58 (0:13.58)	0:40.59				
Rank	TAB	Horse/Jockey	Barrier	Top Speed [km/h]	Fastest Section			Margin	Distance Travelled [m]			
1	6	FIT AND PROPER Luke Tarrant	1	63.8 2000m	0:11.49 2000m	0:53.47 [3] (0:13.23)	0:40.24 [3] (0:13.35)	0:26.89 [2] (0:13.31)	0:13.58 [1] (0:13.58)	2:19.36	0:40.24	
2	7	LADY PARVATI Landan Sykes	8	62.9 2000m	0:11.67 2000m	0:53.39 [5] (0:13.29)	0:40.10 [5] (0:13.47)	0:26.63 [5] (0:13.25)	0:13.38 [2] (0:13.38)	0.4L	0:40.10	-4
3	2	HOW YA BEEN ANYWAY Les Tilley	4	64.2 1600m	0:11.63 2000m	0:54.66 [2] (0:13.35)	0:41.31 [1] (0:13.60)	0:27.71 [1] (0:13.70)	0:14.01 [3] (0:14.01)	4.2L	0:41.31	+2
4	3	MORE SUCCESS Nozi Tomizawa	7	63.2 2000m	0:11.70 2000m	0:54.02 [6] (0:12.95)	0:41.07 [6] (0:13.39)	0:27.68 [4] (0:13.49)	0:14.19 [4] (0:14.19)	6.2L	0:41.07	-1
5	8	THE BEST BAD BOY Amy Graham	3	65.2 2000m	0:11.66 2000m	0:57.30 [1] (0:13.48)	0:43.82 [2] (0:13.61)	0:30.21 [3] (0:14.35)	0:15.86 [5] (0:15.86)	19.5L	0:43.82	-10
6	5	A DEVIL'S CHANCE Shania Willis	5	63.6 1600m	0:11.66 2000m	0:59.21 [4] (0:13.34)	0:45.87 [4] (0:13.73)	0:32.14 [6] (0:14.81)	0:17.33 [6] (0:17.33)	34L	0:45.87	-13

Scratched: Helluva Soiree (#4), Nitrogen (#1)

[] Ranking at each section and finish
 -:-:- No data available at this section
 NA No data available

SCN Saddle cloth number
 DNF Did not finish
 DNT Did not track



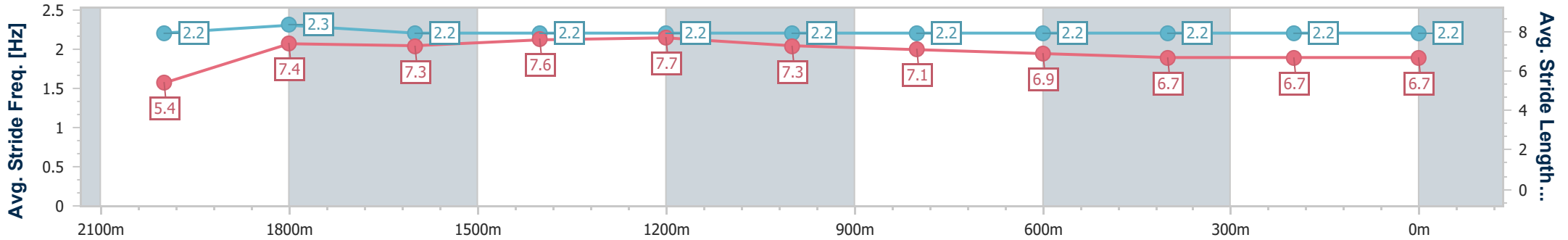
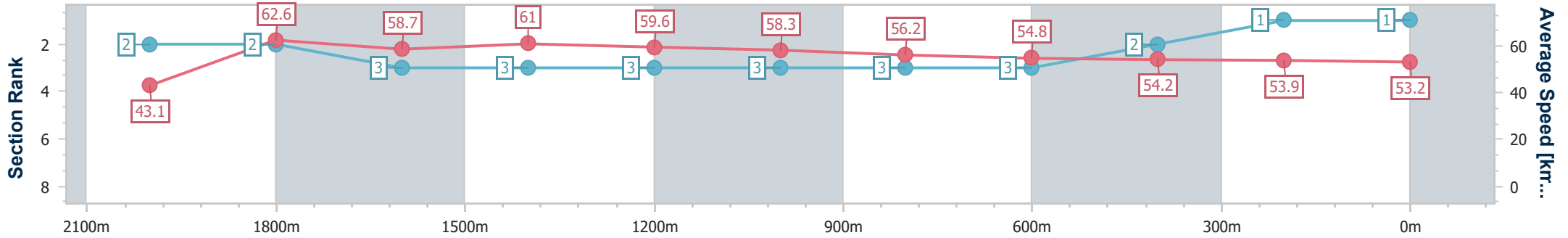
Horse/Jockey Name	Fit And Proper
Final Rank	1
Fastest Section Time (Section)	0:11.49 (2000m)
Top Speed [km/h] (Section)	63.8 (2000m)
Race State	Finished



Toowoomba QLD Professional
 Race 7: NEIL MANSELL CONCRETE Maiden Handicap - 2150m
 17 August 2024 - 20:40
 Track Rating: Soft 5, Weather: Fine, Rail Position: +4m Entire



Section	Overall	2000m	1800m	1600m	1400m	1200m	1000m	800m	600m	400m	200m
Section Times	2:19.36 [1] (0:12.55)	2:06.81 [2] (0:11.49)	1:55.32 [2] (0:12.21)	1:43.11 [3] (0:11.86)	1:31.25 [3] (0:12.34)	1:18.91 [3] (0:12.38)	1:06.53 [3] (0:13.06)	0:53.47 [3] (0:13.23)	0:40.24 [3] (0:13.35)	0:26.89 [2] (0:13.31)	0:13.58 [1] (0:13.58)
Average Speed [km/h]	43.1	62.6	58.7	61.0	59.6	58.3	56.2	54.8	54.2	53.9	53.2
Top Speed [km/h]	63.0	63.8	60.0	62.0	60.5	59.6	56.8	55.7	55.0	54.8	53.9
Avg. Dist. to Rail [m]	5.7	3.3	1.3	2.8	4.0	4.5	4.5	2.5	0.9	1.0	2.0
Avg. Stride Freq. [Hz]	2.2	2.3	2.2	2.2	2.2	2.2	2.2	2.2	2.2	2.2	2.2
Avg. Stride Length [m]	5.4	7.4	7.3	7.6	7.7	7.3	7.1	6.9	6.7	6.7	6.7



- [] Ranking at each section and finish
- .-.- No data available at this section
- NA No data available



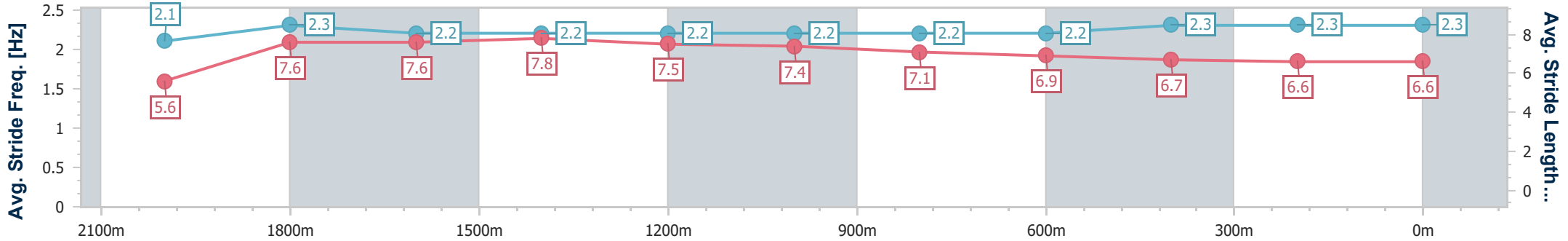
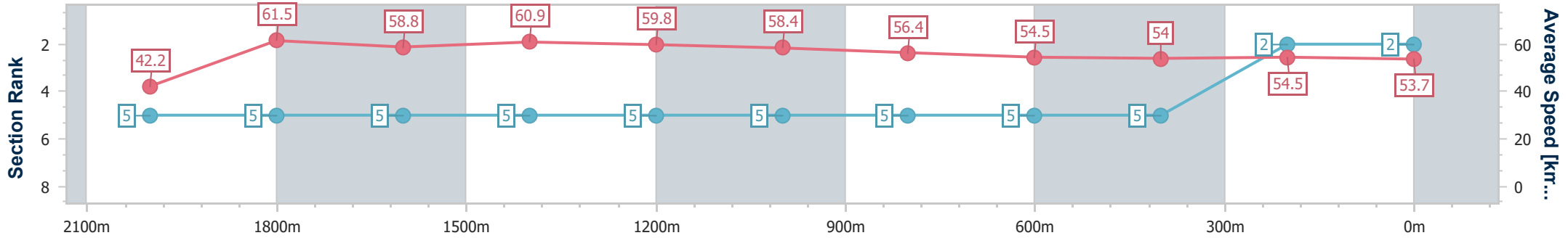
Horse/Jockey Name	Lady Parvati
Final Rank	2
Fastest Section Time (Section)	0:11.67 (2000m)
Top Speed [km/h] (Section)	62.9 (2000m)
Race State	Finished



Toowoomba QLD Professional
 Race 7: NEIL MANSELL CONCRETE Maiden Handicap - 2150m
 17 August 2024 - 20:40
 Track Rating: Soft 5, Weather: Fine, Rail Position: +4m Entire



Section	Overall	2000m	1800m	1600m	1400m	1200m	1000m	800m	600m	400m	200m
Section Times	2:19.44 [2] (0:12.86)	2:06.58 [5] (0:11.67)	1:54.91 [5] (0:12.23)	1:42.68 [5] (0:11.83)	1:30.85 [5] (0:12.22)	1:18.63 [5] (0:12.32)	1:06.31 [5] (0:12.92)	0:53.39 [5] (0:13.29)	0:40.10 [5] (0:13.47)	0:26.63 [5] (0:13.25)	0:13.38 [2] (0:13.38)
Average Speed [km/h]	42.2	61.5	58.8	60.9	59.8	58.4	56.4	54.5	54.0	54.5	53.7
Top Speed [km/h]	58.9	62.9	61.0	62.3	60.7	59.6	57.1	55.7	54.7	55.2	55.1
Avg. Dist. to Rail [m]	3.6	0.5	0.8	1.5	1.9	2.0	2.6	2.3	1.7	0.7	0.8
Avg. Stride Freq. [Hz]	2.1	2.3	2.2	2.2	2.2	2.2	2.2	2.2	2.3	2.3	2.3
Avg. Stride Length [m]	5.6	7.6	7.6	7.8	7.5	7.4	7.1	6.9	6.7	6.6	6.6



- [] Ranking at each section and finish
- .-.- No data available at this section
- NA No data available



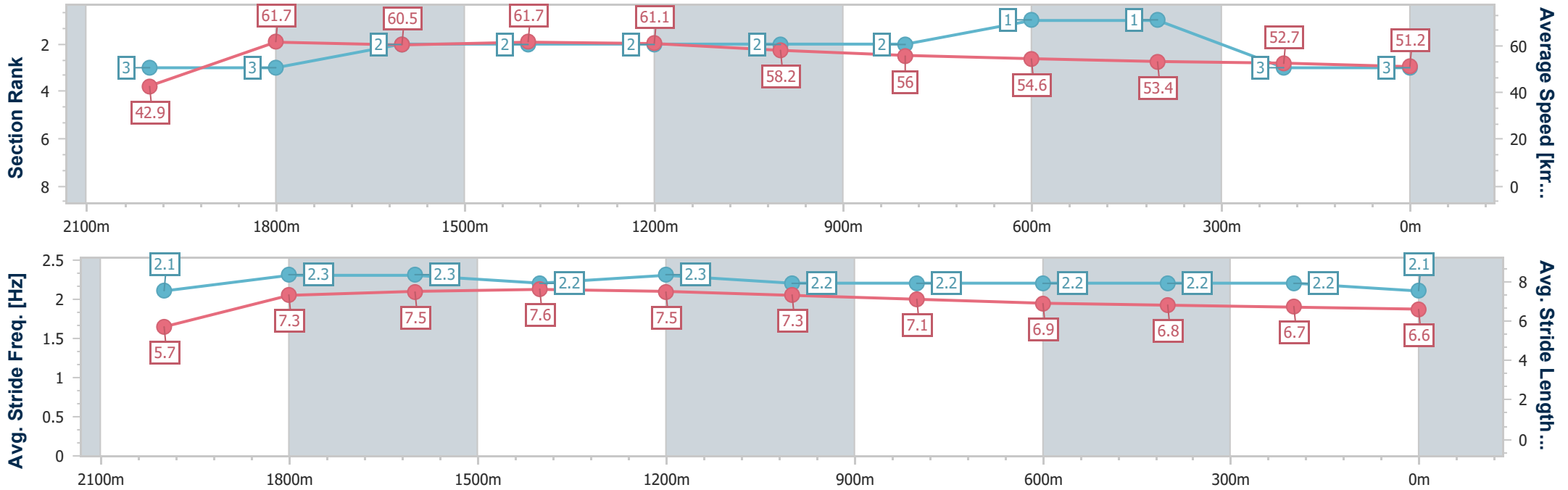
Horse/Jockey Name	How Ya Been Anyway
Final Rank	3
Fastest Section Time (Section)	0:11.63 (2000m)
Top Speed [km/h] (Section)	64.2 (1600m)
Race State	Finished



Toowoomba QLD Professional
 Race 7: NEIL MANSELL CONCRETE Maiden Handicap - 2150m
 17 August 2024 - 20:40
 Track Rating: Soft 5, Weather: Fine, Rail Position: +4m Entire



Section	Overall	2000m	1800m	1600m	1400m	1200m	1000m	800m	600m	400m	200m
Section Times	2:20.08 [3] (0:12.60)	2:07.48 [3] (0:11.63)	1:55.85 [3] (0:11.99)	1:43.86 [2] (0:11.80)	1:32.06 [2] (0:11.97)	1:20.09 [2] (0:12.40)	1:07.69 [2] (0:13.03)	0:54.66 [2] (0:13.35)	0:41.31 [1] (0:13.60)	0:27.71 [1] (0:13.70)	0:14.01 [3] (0:14.01)
Average Speed [km/h]	42.9	61.7	60.5	61.7	61.1	58.2	56.0	54.6	53.4	52.7	51.2
Top Speed [km/h]	61.4	63.6	64.0	64.2	62.2	61.7	57.8	57.6	54.4	53.8	52.4
Avg. Dist. to Rail [m]	2.8	1.3	1.4	3.0	2.9	3.9	3.2	3.5	1.9	0.7	0.6
Avg. Stride Freq. [Hz]	2.1	2.3	2.3	2.2	2.3	2.2	2.2	2.2	2.2	2.2	2.1
Avg. Stride Length [m]	5.7	7.3	7.5	7.6	7.5	7.3	7.1	6.9	6.8	6.7	6.6



- [] Ranking at each section and finish
- .-.- No data available at this section
- NA No data available



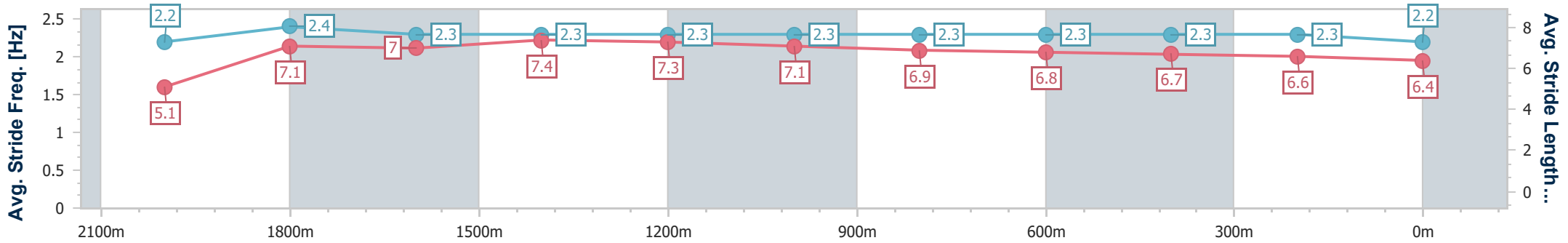
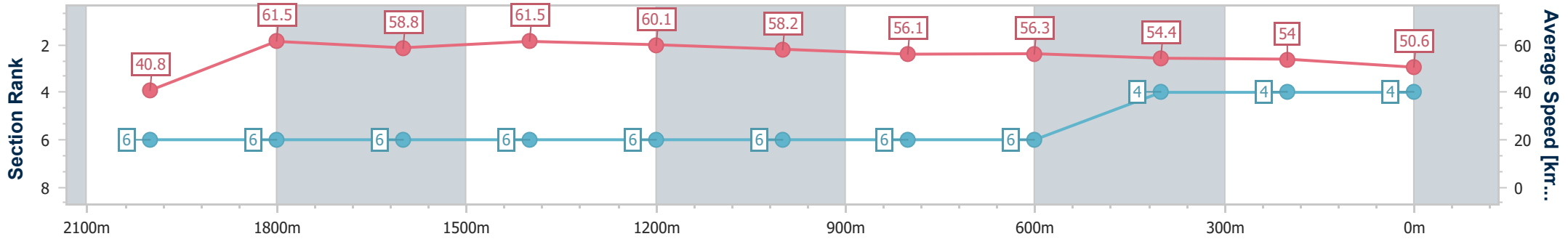
Horse/Jockey Name	More Success
Final Rank	4
Fastest Section Time (Section)	0:11.70 (2000m)
Top Speed [km/h] (Section)	63.2 (2000m)
Race State	Finished



Toowoomba QLD Professional
 Race 7: NEIL MANSELL CONCRETE Maiden Handicap - 2150m
 17 August 2024 - 20:40
 Track Rating: Soft 5, Weather: Fine, Rail Position: +4m Entire



Section	Overall	2000m	1800m	1600m	1400m	1200m	1000m	800m	600m	400m	200m
Section Times	2:20.43 [4] (0:13.26)	2:07.17 [6] (0:11.70)	1:55.47 [6] (0:12.09)	1:43.38 [6] (0:11.76)	1:31.62 [6] (0:12.18)	1:19.44 [6] (0:12.40)	1:07.04 [6] (0:13.02)	0:54.02 [6] (0:12.95)	0:41.07 [6] (0:13.39)	0:27.68 [4] (0:13.49)	0:14.19 [4] (0:14.19)
Average Speed [km/h]	40.8	61.5	58.8	61.5	60.1	58.2	56.1	56.3	54.4	54.0	50.6
Top Speed [km/h]	61.3	63.2	60.6	62.6	61.4	59.1	57.0	57.1	56.4	54.7	53.5
Avg. Dist. to Rail [m]	3.6	3.3	2.3	1.2	2.8	4.0	4.3	3.1	2.5	3.0	1.7
Avg. Stride Freq. [Hz]	2.2	2.4	2.3	2.3	2.3	2.3	2.3	2.3	2.3	2.3	2.2
Avg. Stride Length [m]	5.1	7.1	7.0	7.4	7.3	7.1	6.9	6.8	6.7	6.6	6.4



- [] Ranking at each section and finish
- .-.- No data available at this section
- NA No data available



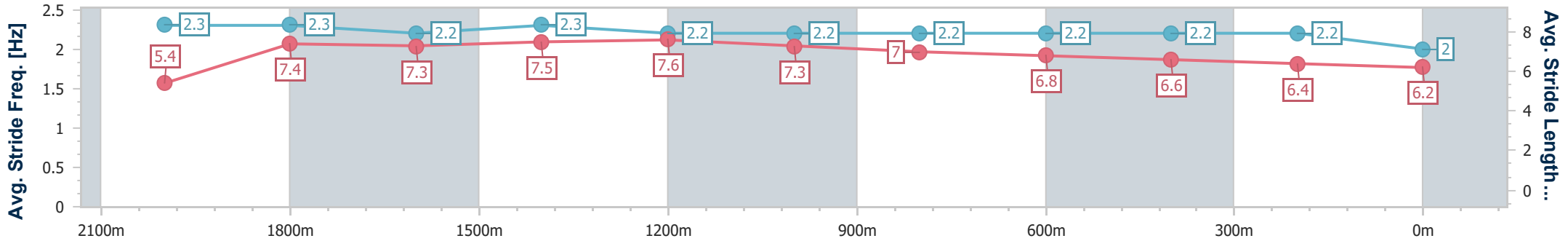
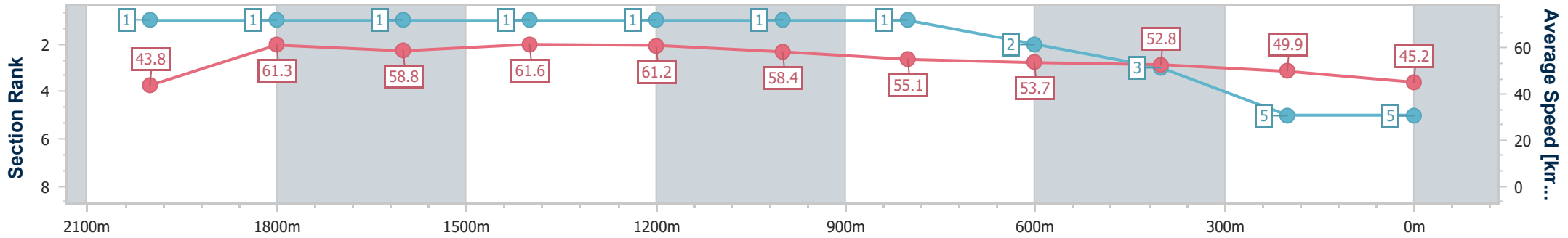
Horse/Jockey Name	The Best Bad Boy
Final Rank	5
Fastest Section Time (Section)	0:11.66 (2000m)
Top Speed [km/h] (Section)	65.2 (2000m)
Race State	Finished



Toowoomba QLD Professional
 Race 7: NEIL MANSELL CONCRETE Maiden Handicap - 2150m
 17 August 2024 - 20:40
 Track Rating: Soft 5, Weather: Fine, Rail Position: +4m Entire



Section	Overall	2000m	1800m	1600m	1400m	1200m	1000m	800m	600m	400m	200m
Section Times	2:22.70 [5] (0:12.37)	2:10.33 [1] (0:11.66)	1:58.67 [1] (0:12.17)	1:46.50 [1] (0:11.66)	1:34.84 [1] (0:11.90)	1:22.94 [1] (0:12.37)	1:10.57 [1] (0:13.27)	0:57.30 [1] (0:13.48)	0:43.82 [2] (0:13.61)	0:30.21 [3] (0:14.35)	0:15.86 [5] (0:15.86)
Average Speed [km/h]	43.8	61.3	58.8	61.6	61.2	58.4	55.1	53.7	52.8	49.9	45.2
Top Speed [km/h]	65.1	65.2	61.9	62.9	62.3	59.7	57.5	55.0	53.9	51.1	48.2
Avg. Dist. to Rail [m]	3.2	2.2	2.1	0.4	1.7	4.2	4.5	1.4	0.7	1.3	1.5
Avg. Stride Freq. [Hz]	2.3	2.3	2.2	2.3	2.2	2.2	2.2	2.2	2.2	2.2	2.0
Avg. Stride Length [m]	5.4	7.4	7.3	7.5	7.6	7.3	7.0	6.8	6.6	6.4	6.2



- [] Ranking at each section and finish
- .-.- No data available at this section
- NA No data available



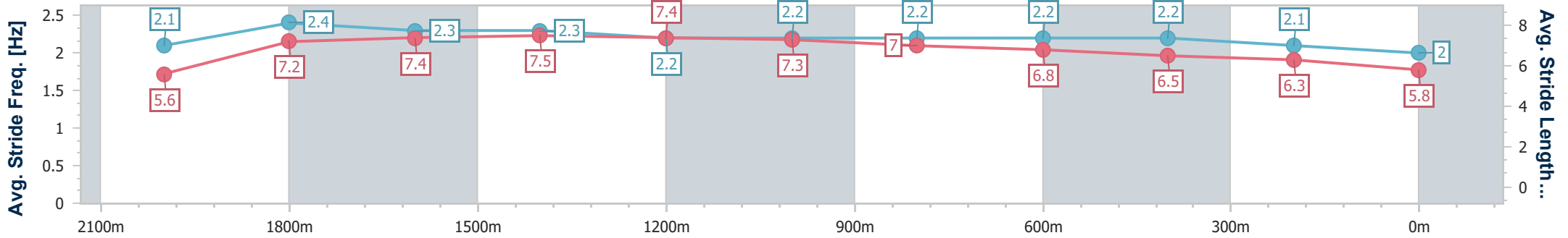
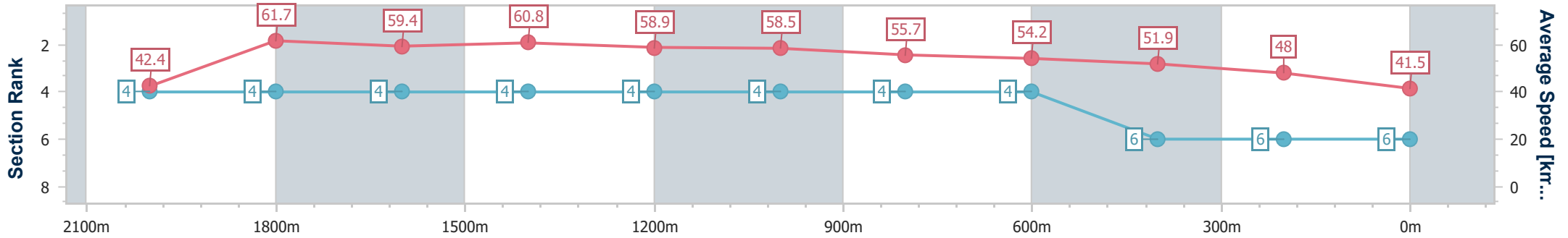
Horse/Jockey Name	A Devil's Chance
Final Rank	6
Fastest Section Time (Section)	0:11.66 (2000m)
Top Speed [km/h] (Section)	63.6 (1600m)
Race State	Finished



Toowoomba QLD Professional
 Race 7: NEIL MANSELL CONCRETE Maiden Handicap - 2150m
 17 August 2024 - 20:40
 Track Rating: Soft 5, Weather: Fine, Rail Position: +4m Entire



Section	Overall	2000m	1800m	1600m	1400m	1200m	1000m	800m	600m	400m	200m
Section Times	2:25.18 [6] (0:12.81)	2:12.37 [4] (0:11.66)	2:00.71 [4] (0:12.04)	1:48.67 [4] (0:11.93)	1:36.74 [4] (0:12.25)	1:24.49 [4] (0:12.28)	1:12.21 [4] (0:13.00)	0:59.21 [4] (0:13.34)	0:45.87 [4] (0:13.73)	0:32.14 [6] (0:14.81)	0:17.33 [6] (0:17.33)
Average Speed [km/h]	42.4	61.7	59.4	60.8	58.9	58.5	55.7	54.2	51.9	48.0	41.5
Top Speed [km/h]	59.6	63.3	61.5	63.6	61.3	60.0	57.3	55.3	54.5	49.9	45.5
Avg. Dist. to Rail [m]	2.6	2.0	1.3	1.7	0.4	0.7	1.4	0.9	1.7	3.0	0.6
Avg. Stride Freq. [Hz]	2.1	2.4	2.3	2.3	2.2	2.2	2.2	2.2	2.2	2.1	2.0
Avg. Stride Length [m]	5.6	7.2	7.4	7.5	7.4	7.3	7.0	6.8	6.5	6.3	5.8



- [] Ranking at each section and finish
- .-.- No data available at this section
- NA No data available