



# Toowoomba QLD Professional

## Race 1: COBB & CO 100 BENCHMARK 70 Handicap - 1300m

17 August 2024 - 17:11



Track Rating: Soft 5, Weather: Fine, Rail Position: +4m Entire

Section												Last 600m	
Field Times												0:37.19	
					Overall	1200m	1000m	800m	600m	400m			
					1:19.59 (0:08.20)	1:11.39 (0:10.83)	1:00.56 (0:11.48)	0:49.08 (0:11.89)	0:37.19 (0:12.42)	0:24.77 (0:12.42)			
Rank	TAB	Horse/Jockey	Barrier	Top Speed [km/h]	Fastest Section							Distance Travelled [m]	
1	5	WHISKY DREAM Dylan Bennett	3	67.5 1200m	0:08.42 Overall	1:19.59 [1] (0:08.42)	1:11.17 [5] (0:10.87)	1:00.30 [4] (0:11.50)	0:48.80 [3] (0:11.91)	0:36.89 [3] (0:12.25)	0:24.64 [3] (0:12.29)	0:36.89	
2	9	TIJUANA TWO STEP Stacey Callow	10	68.4 1200m	0:08.38 Overall	1:19.94 [2] (0:08.38)	1:11.56 [4] (0:10.84)	1:00.72 [2] (0:11.35)	0:49.37 [2] (0:11.84)	0:37.53 [2] (0:12.41)	0:25.12 [1] (0:12.45)	0:37.53	+1
3	8	TELEPHONE BOOTH Anthony Allen	2	68.5 1200m	0:08.20 Overall	1:20.41 [3] (0:08.20)	1:12.21 [1] (0:10.83)	1:01.38 [1] (0:11.48)	0:49.90 [1] (0:11.89)	0:38.01 [1] (0:12.45)	0:25.56 [2] (0:12.54)	0:38.01	+5
4	1	ELLA TE AMA Fiona Sandkuhl	7	64.8 1200m	0:08.35 Overall	1:20.78 [4] (0:08.35)	1:12.43 [3] (0:11.37)	1:01.06 [5] (0:11.74)	0:49.32 [6] (0:11.90)	0:37.42 [6] (0:12.49)	0:24.93 [5] (0:12.34)	0:37.42	+5
5	10	CELESTIAL HARBOUR Landan Sykes	8	64.8 1200m	0:08.59 Overall	1:21.10 [5] (0:08.59)	1:12.51 [7] (0:11.38)	1:01.13 [8] (0:11.75)	0:49.38 [8] (0:11.99)	0:37.39 [7] (0:12.49)	0:24.90 [7] (0:12.25)	0:37.39	+9
6	4	MISHANI RENEGADE Chelsea Baker	5	65.3 1200m	0:08.58 Overall	1:21.17 [6] (0:08.58)	1:12.59 [6] (0:11.31)	1:01.28 [7] (0:11.82)	0:49.46 [7] (0:12.10)	0:37.36 [8] (0:12.59)	0:24.77 [8] (0:12.13)	0:37.36	+1
7	6	SAMMY Karl Zechner	13	65.4 1200m	0:08.75 Overall	1:21.44 [7] (0:08.75)	1:12.69 [9] (0:11.43)	1:01.26 [10] (0:11.77)	0:49.49 [10] (0:11.97)	0:37.52 [9] (0:12.48)	0:25.04 [9] (0:12.29)	0:37.52	+3
8	7	HARLEQUIN FIELD Nozi Tomizawa	11	68.4 1200m	0:08.34 Overall	1:21.64 [8] (0:08.34)	1:13.30 [2] (0:10.90)	1:02.40 [3] (0:11.59)	0:50.81 [4] (0:12.13)	0:38.68 [4] (0:12.73)	0:25.95 [4] (0:12.51)	0:38.68	+1
9	2	LAURIE Madeleine Wishart	6	65.8 1200m	0:08.92 Overall	1:21.69 [9] (0:08.92)	1:12.77 [10] (0:11.19)	1:01.58 [9] (0:11.78)	0:49.80 [9] (0:12.16)	0:37.64 [10] (0:12.38)	0:25.26 [10] (0:12.30)	0:37.64	+4
10	11	MISTA OMEGA Les Tilley	9	66.1 1200m	0:08.66 Overall	1:22.31 [10] (0:08.66)	1:13.65 [8] (0:11.22)	1:02.43 [6] (0:11.51)	0:50.92 [5] (0:11.93)	0:38.99 [5] (0:12.53)	0:26.46 [6] (0:12.88)	0:38.99	+5

Scratched: Torbreck (#3), Wowit's Willywonka (#12), Jubai Pride (#13), Biggie (#14)

Report Created: Sat 17 August 2024 17:35 GMT+1 (Note: Timing is based on position data)

Page 1/12

[ ] Ranking at each section and finish  
 -:-:- No data available at this section  
 NA No data available

SCN Saddle cloth number  
 DNF Did not finish  
 DNT Did not track

data processed by TRIPLES DATA



# Toowoomba QLD Professional

## Race 1: COBB & CO 100 BENCHMARK 70 Handicap - 1300m

17 August 2024 - 17:11



Track Rating: Soft 5, Weather: Fine, Rail Position: +4m Entire

Section				200m		Last 600m		
Field Times				0:12.35 (0:12.35)		0:37.19		
Rank	TAB	Horse/Jockey	Barrier	Top Speed [km/h]	Fastest Section	Margin		Distance Travelled [m]
1	5	<b>WHISKY DREAM</b> Dylan Bennett	3	67.5 1200m	0:08.42 Overall	0:12.35 [1] (0:12.35)	1:19.59	0:36.89
2	9	<b>TIJUANA TWO STEP</b> Stacey Callow	10	68.4 1200m	0:08.38 Overall	0:12.67 [2] (0:12.67)	2L	0:37.53 +1
3	8	<b>TELEPHONE BOOTH</b> Anthony Allen	2	68.5 1200m	0:08.20 Overall	0:13.02 [3] (0:13.02)	4.8L	0:38.01 +5
4	1	<b>ELLA TE AMA</b> Fiona Sandkuhl	7	64.8 1200m	0:08.35 Overall	0:12.59 [4] (0:12.59)	6.8L	0:37.42 +5
5	10	<b>CELESTIAL HARBOUR</b> Landan Sykes	8	64.8 1200m	0:08.59 Overall	0:12.65 [6] (0:12.65)	8.6L	0:37.39 +9
6	4	<b>MISHANI RENEGADE</b> Chelsea Baker	5	65.3 1200m	0:08.58 Overall	0:12.64 [7] (0:12.64)	8.9L	0:37.36 +1
7	6	<b>SAMMY</b> Karl Zechner	13	65.4 1200m	0:08.75 Overall	0:12.75 [8] (0:12.75)	10.4L	0:37.52 +3
8	7	<b>HARLEQUIN FIELD</b> Nozi Tomizawa	11	68.4 1200m	0:08.34 Overall	0:13.44 [5] (0:13.44)	11.4L	0:38.68 +1
9	2	<b>LAURIE</b> Madeleine Wishart	6	65.8 1200m	0:08.92 Overall	0:12.96 [9] (0:12.96)	11.6L	0:37.64 +4
10	11	<b>MISTA OMEGA</b> Les Tilley	9	66.1 1200m	0:08.66 Overall	0:13.58 [10] (0:13.58)	15.1L	0:38.99 +5

Scratched: Torbreck (#3), Wowit's Willywonka (#12), Jubai Pride (#13), Biggie (#14)

Report Created: Sat 17 August 2024 17:35 GMT+1 (Note: Timing is based on position data)

Page 2/12

[ ] Ranking at each section and finish  
 -:-:- No data available at this section  
 NA No data available

SCN Saddle cloth number  
 DNF Did not finish  
 DNT Did not track

data processed by TRIPLESDATA



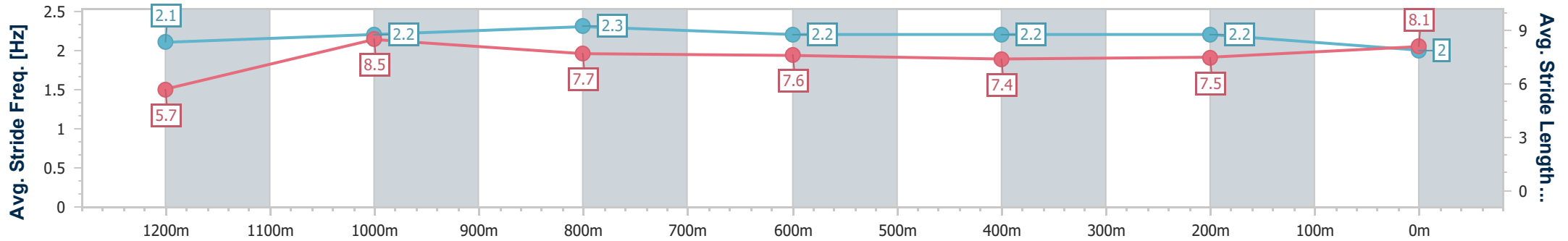
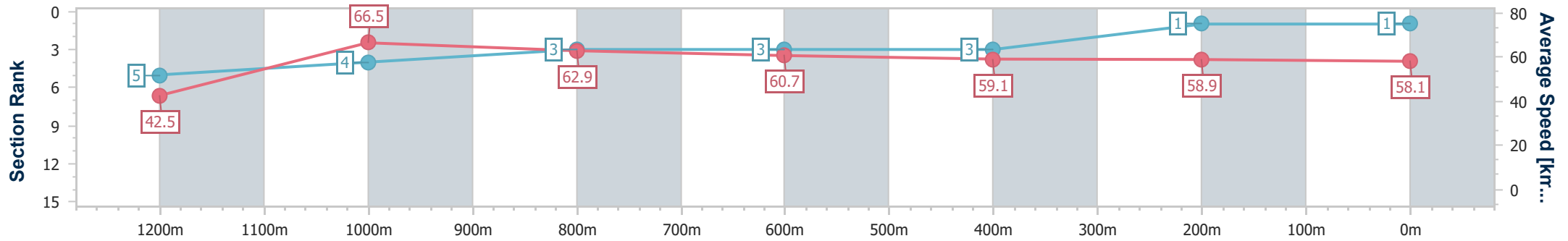
Horse/Jockey Name	Whisky Dream
Final Rank	1
Fastest Section Time (Section)	0:08.42 (Overall)
Top Speed [km/h] (Section)	67.5 (1200m)
Race State	Finished



Toowoomba QLD Professional  
 Race 1: COBB & CO 100 BENCHMARK 70 Handicap - 1300m  
 17 August 2024 - 17:11  
 Track Rating: Soft 5, Weather: Fine, Rail Position: +4m Entire



Section	Overall	1200m	1000m	800m	600m	400m	200m
Section Times	1:19.59 [1] (0:08.42)	1:11.17 [5] (0:10.87)	1:00.30 [4] (0:11.50)	0:48.80 [3] (0:11.91)	0:36.89 [3] (0:12.25)	0:24.64 [3] (0:12.29)	0:12.35 [1] (0:12.35)
Average Speed [km/h]	42.5	66.5	62.9	60.7	59.1	58.9	58.1
Top Speed [km/h]	64.5	67.5	64.8	62.4	60.1	61.0	59.8
Avg. Dist. to Rail [m]	3.7	0.9	1.3	1.6	1.0	2.3	2.3
Avg. Stride Freq. [Hz]	2.1	2.2	2.3	2.2	2.2	2.2	2.0
Avg. Stride Length [m]	5.7	8.5	7.7	7.6	7.4	7.5	8.1



- [ ] Ranking at each section and finish
- .-.- No data available at this section
- NA No data available



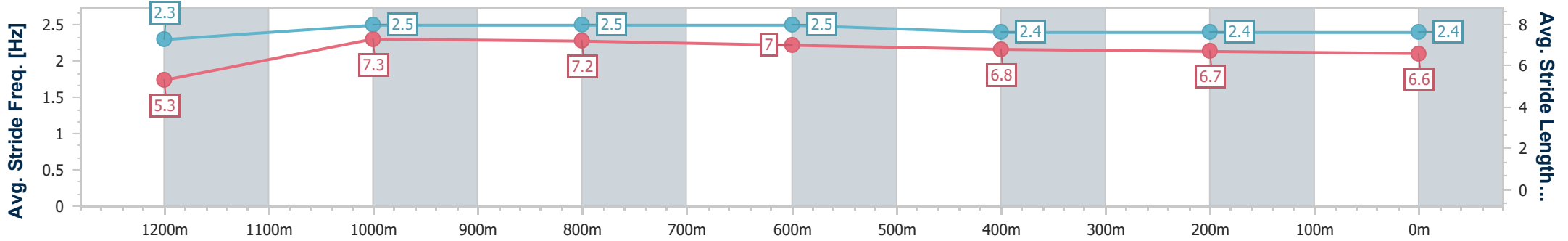
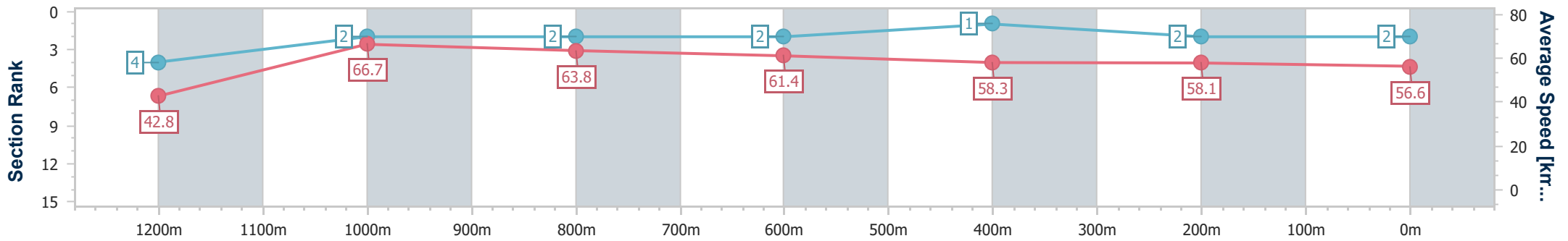
Horse/Jockey Name	Tijuana Two Step
Final Rank	2
Fastest Section Time (Section)	0:08.38 (Overall)
Top Speed [km/h] (Section)	68.4 (1200m)
Race State	Finished



Toowoomba QLD Professional  
 Race 1: COBB & CO 100 BENCHMARK 70 Handicap - 1300m  
 17 August 2024 - 17:11  
 Track Rating: Soft 5, Weather: Fine, Rail Position: +4m Entire



Section	Overall	1200m	1000m	800m	600m	400m	200m
Section Times	1:19.94 [2] (0:08.38)	1:11.56 [4] (0:10.84)	1:00.72 [2] (0:11.35)	0:49.37 [2] (0:11.84)	0:37.53 [2] (0:12.41)	0:25.12 [1] (0:12.45)	0:12.67 [2]
Average Speed [km/h]	42.8	66.7	63.8	61.4	58.3	58.1	56.6
Top Speed [km/h]	66.3	68.4	65.7	62.1	61.0	59.0	58.4
Avg. Dist. to Rail [m]	9.1	3.0	1.6	2.4	1.2	1.6	0.8
Avg. Stride Freq. [Hz]	2.3	2.5	2.5	2.5	2.4	2.4	2.4
Avg. Stride Length [m]	5.3	7.3	7.2	7.0	6.8	6.7	6.6



- [ ] Ranking at each section and finish
- .-.- No data available at this section
- NA No data available



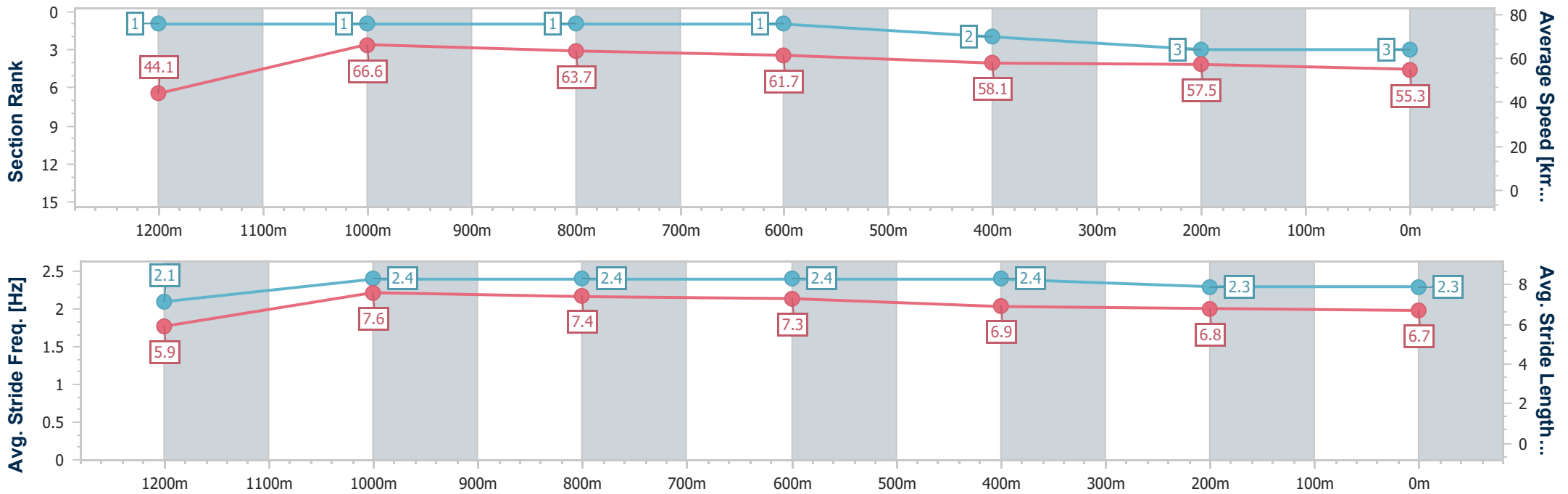
Horse/Jockey Name	Telephone Booth
Final Rank	3
Fastest Section Time (Section)	0:08.20 (Overall)
Top Speed [km/h] (Section)	68.5 (1200m)
Race State	Finished



Toowoomba QLD Professional  
 Race 1: COBB & CO 100 BENCHMARK 70 Handicap - 1300m  
 17 August 2024 - 17:11  
 Track Rating: Soft 5, Weather: Fine, Rail Position: +4m Entire



Section	Overall	1200m	1000m	800m	600m	400m	200m
Section Times	1:20.41 [3] (0:08.20)	1:12.21 [1] (0:10.83)	1:01.38 [1] (0:11.48)	0:49.90 [1] (0:11.89)	0:38.01 [1] (0:12.45)	0:25.56 [2] (0:12.54)	0:13.02 [3] (0:13.02)
Average Speed [km/h]	44.1	66.6	63.7	61.7	58.1	57.5	55.3
Top Speed [km/h]	63.4	68.5	66.4	63.2	60.2	59.0	56.4
Avg. Dist. to Rail [m]	4.9	3.7	4.8	4.6	1.8	0.5	0.6
Avg. Stride Freq. [Hz]	2.1	2.4	2.4	2.4	2.4	2.3	2.3
Avg. Stride Length [m]	5.9	7.6	7.4	7.3	6.9	6.8	6.7



- [ ] Ranking at each section and finish
- .-.-.- No data available at this section
- NA No data available



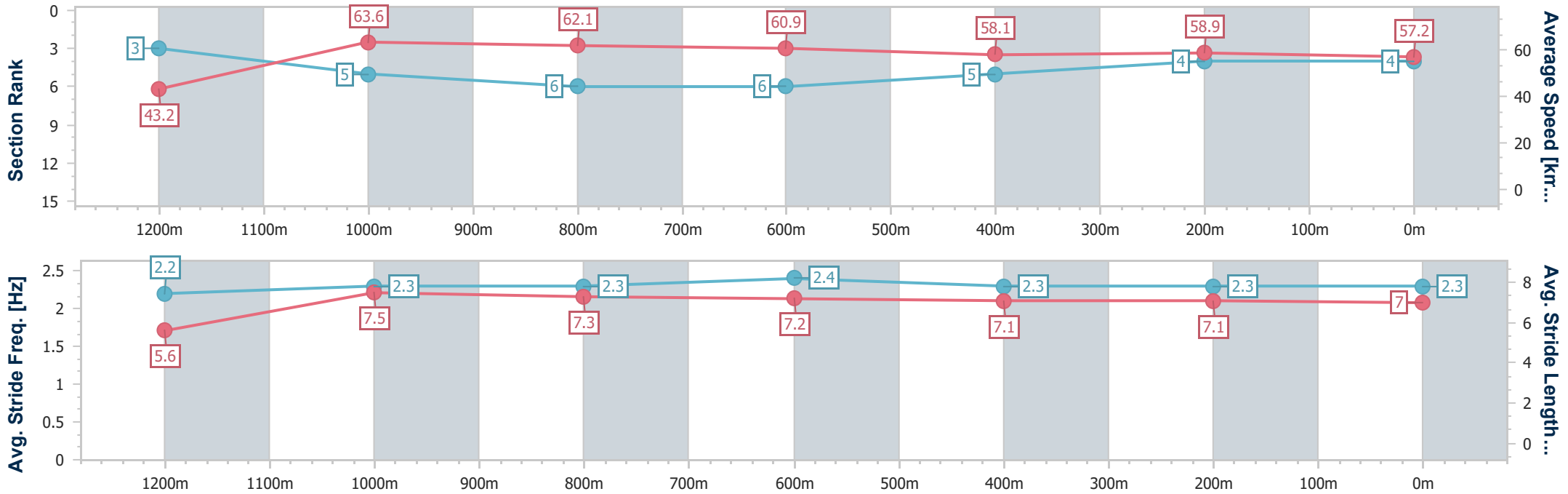
Horse/Jockey Name	Ella Te Ama
Final Rank	4
Fastest Section Time (Section)	0:08.35 (Overall)
Top Speed [km/h] (Section)	64.8 (1200m)
Race State	Finished



Toowoomba QLD Professional  
 Race 1: COBB & CO 100 BENCHMARK 70 Handicap - 1300m  
 17 August 2024 - 17:11  
 Track Rating: Soft 5, Weather: Fine, Rail Position: +4m Entire



Section	Overall	1200m	1000m	800m	600m	400m	200m
Section Times	1:20.78 [4] (0:08.35)	1:12.43 [3] (0:11.37)	1:01.06 [5] (0:11.74)	0:49.32 [6] (0:11.90)	0:37.42 [6] (0:12.49)	0:24.93 [5] (0:12.34)	0:12.59 [4] (0:12.59)
Average Speed [km/h]	43.2	63.6	62.1	60.9	58.1	58.9	57.2
Top Speed [km/h]	60.7	64.8	63.4	62.3	60.2	59.4	58.4
Avg. Dist. to Rail [m]	8.3	3.9	2.8	2.6	1.8	3.2	4.3
Avg. Stride Freq. [Hz]	2.2	2.3	2.3	2.4	2.3	2.3	2.3
Avg. Stride Length [m]	5.6	7.5	7.3	7.2	7.1	7.1	7.0



- [ ] Ranking at each section and finish
- .-.- No data available at this section
- NA No data available



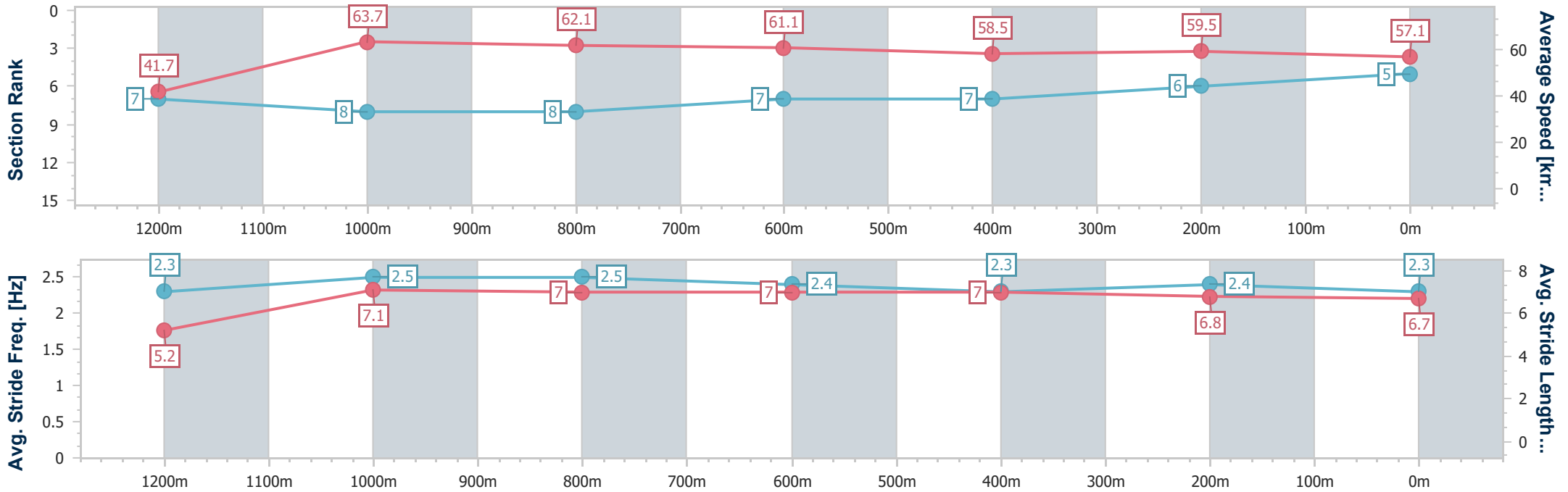
Horse/Jockey Name	Celestial Harbour
Final Rank	5
Fastest Section Time (Section)	0:08.59 (Overall)
Top Speed [km/h] (Section)	64.8 (1200m)
Race State	Finished



Toowoomba QLD Professional  
 Race 1: COBB & CO 100 BENCHMARK 70 Handicap - 1300m  
 17 August 2024 - 17:11  
 Track Rating: Soft 5, Weather: Fine, Rail Position: +4m Entire



Section	Overall	1200m	1000m	800m	600m	400m	200m
Section Times	1:21.10 [5] (0:08.59)	1:12.51 [7] (0:11.38)	1:01.13 [8] (0:11.75)	0:49.38 [8] (0:11.99)	0:37.39 [7] (0:12.49)	0:24.90 [7] (0:12.25)	0:12.65 [6] (0:12.65)
Average Speed [km/h]	41.7	63.7	62.1	61.1	58.5	59.5	57.1
Top Speed [km/h]	62.4	64.8	63.2	63.2	60.1	60.7	59.3
Avg. Dist. to Rail [m]	8.3	4.4	4.5	4.5	3.0	4.0	4.9
Avg. Stride Freq. [Hz]	2.3	2.5	2.5	2.4	2.3	2.4	2.3
Avg. Stride Length [m]	5.2	7.1	7.0	7.0	7.0	6.8	6.7



- [ ] Ranking at each section and finish
- .-.- No data available at this section
- NA No data available



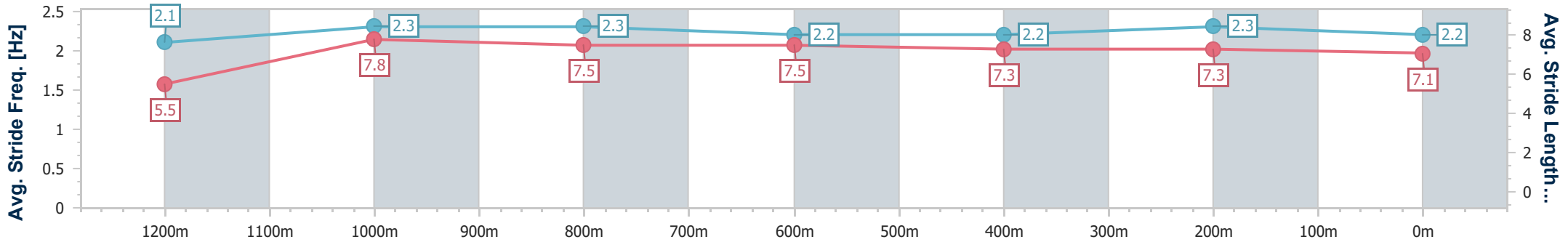
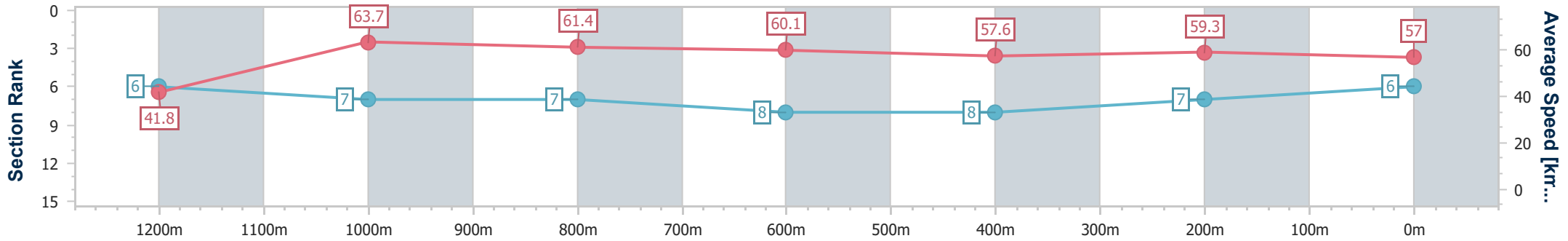
Horse/Jockey Name	Mishani Renegade
Final Rank	6
Fastest Section Time (Section)	0:08.58 (Overall)
Top Speed [km/h] (Section)	65.3 (1200m)
Race State	Finished



Toowoomba QLD Professional  
 Race 1: COBB & CO 100 BENCHMARK 70 Handicap - 1300m  
 17 August 2024 - 17:11  
 Track Rating: Soft 5, Weather: Fine, Rail Position: +4m Entire



Section	Overall	1200m	1000m	800m	600m	400m	200m
Section Times	1:21.17 [6] (0:08.58)	1:12.59 [6] (0:11.31)	1:01.28 [7] (0:11.82)	0:49.46 [7] (0:12.10)	0:37.36 [8] (0:12.59)	0:24.77 [8] (0:12.13)	0:12.64 [7] (0:12.64)
Average Speed [km/h]	41.8	63.7	61.4	60.1	57.6	59.3	57.0
Top Speed [km/h]	62.0	65.3	62.9	61.4	58.9	60.2	58.5
Avg. Dist. to Rail [m]	4.1	1.2	2.0	2.7	1.4	0.6	1.8
Avg. Stride Freq. [Hz]	2.1	2.3	2.3	2.2	2.2	2.3	2.2
Avg. Stride Length [m]	5.5	7.8	7.5	7.5	7.3	7.3	7.1



- [ ] Ranking at each section and finish
- .-.- No data available at this section
- NA No data available





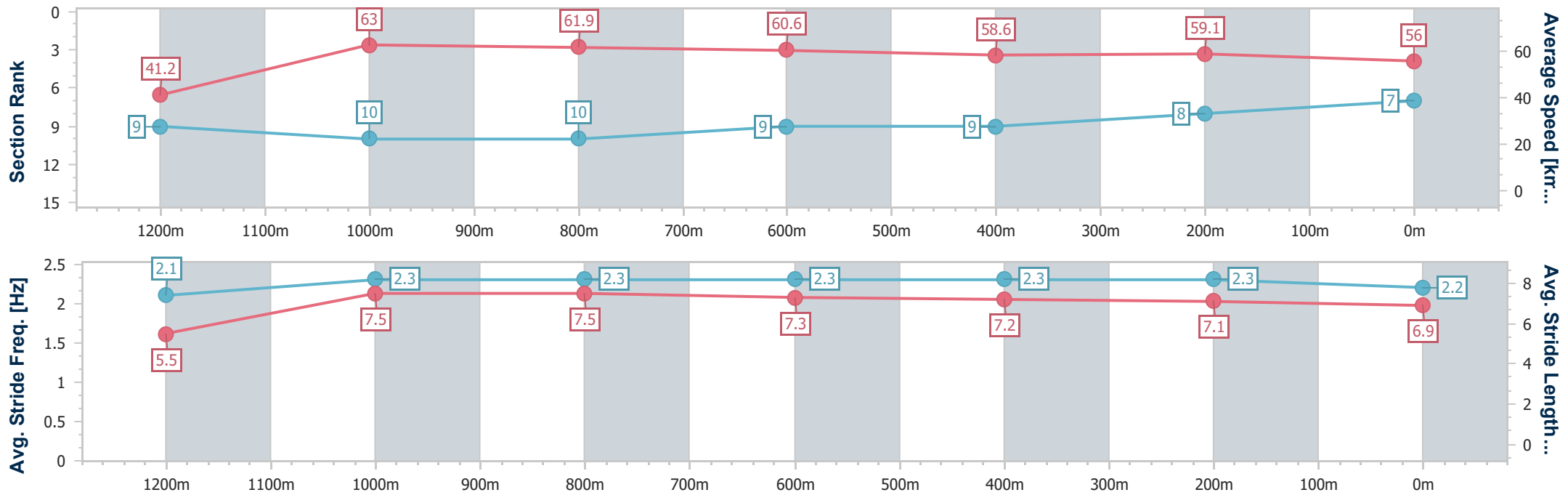
Horse/Jockey Name	Sammy
Final Rank	7
Fastest Section Time (Section)	0:08.75 (Overall)
Top Speed [km/h] (Section)	65.4 (1200m)
Race State	Finished



Toowoomba QLD Professional  
 Race 1: COBB & CO 100 BENCHMARK 70 Handicap - 1300m  
 17 August 2024 - 17:11  
 Track Rating: Soft 5, Weather: Fine, Rail Position: +4m Entire



Section	Overall	1200m	1000m	800m	600m	400m	200m
Section Times	1:21.44 [7] (0:08.75)	1:12.69 [9] (0:11.43)	1:01.26 [10] (0:11.77)	0:49.49 [10] (0:11.97)	0:37.52 [9] (0:12.48)	0:25.04 [9] (0:12.29)	0:12.75 [8]
Average Speed [km/h]	41.2	63.0	61.9	60.6	58.6	59.1	56.0
Top Speed [km/h]	62.1	65.4	62.4	63.2	59.9	59.7	58.8
Avg. Dist. to Rail [m]	9.1	3.3	2.3	3.2	2.7	2.0	2.0
Avg. Stride Freq. [Hz]	2.1	2.3	2.3	2.3	2.3	2.3	2.2
Avg. Stride Length [m]	5.5	7.5	7.5	7.3	7.2	7.1	6.9



- [ ] Ranking at each section and finish
- .-.- No data available at this section
- NA No data available



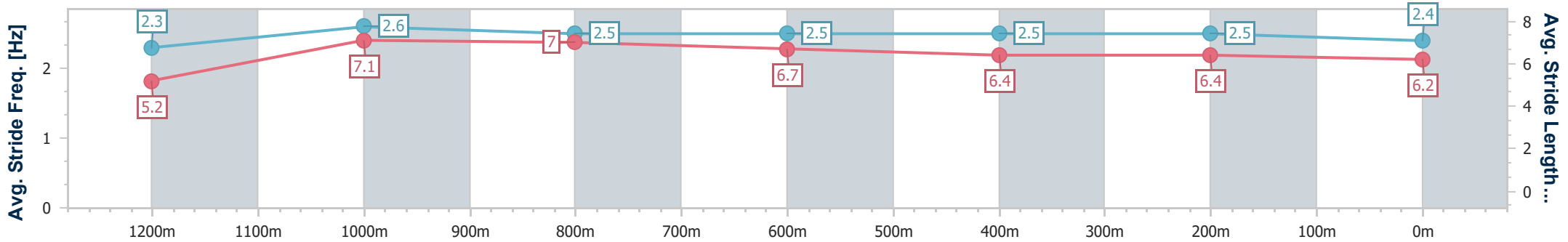
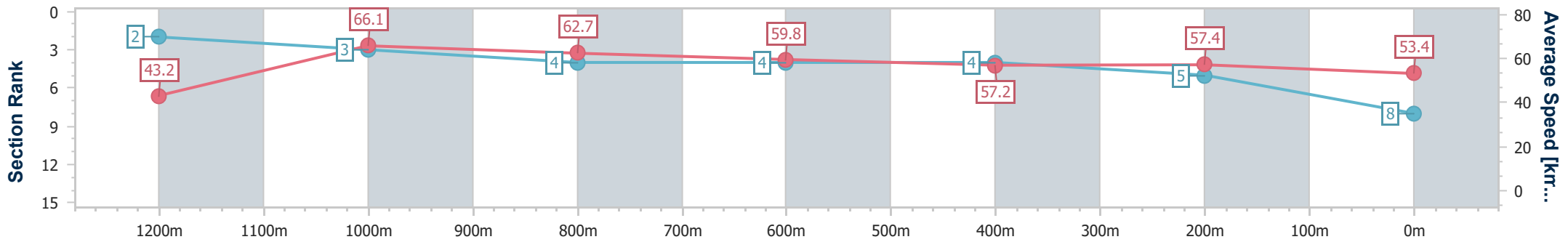
Horse/Jockey Name	Harlequin Field
Final Rank	8
Fastest Section Time (Section)	0:08.34 (Overall)
Top Speed [km/h] (Section)	68.4 (1200m)
Race State	Finished



Toowoomba QLD Professional  
 Race 1: COBB & CO 100 BENCHMARK 70 Handicap - 1300m  
 17 August 2024 - 17:11  
 Track Rating: Soft 5, Weather: Fine, Rail Position: +4m Entire



Section	Overall	1200m	1000m	800m	600m	400m	200m
Section Times	1:21.64 [8] (0:08.34)	1:13.30 [2] (0:10.90)	1:02.40 [3] (0:11.59)	0:50.81 [4] (0:12.13)	0:38.68 [4] (0:12.73)	0:25.95 [4] (0:12.51)	0:13.44 [5] (0:13.44)
Average Speed [km/h]	43.2	66.1	62.7	59.8	57.2	57.4	53.4
Top Speed [km/h]	63.5	68.4	63.1	62.0	59.7	58.5	58.0
Avg. Dist. to Rail [m]	9.0	4.0	2.5	3.2	1.8	1.0	2.2
Avg. Stride Freq. [Hz]	2.3	2.6	2.5	2.5	2.5	2.5	2.4
Avg. Stride Length [m]	5.2	7.1	7.0	6.7	6.4	6.4	6.2



- [ ] Ranking at each section and finish
- .-.- No data available at this section
- NA No data available



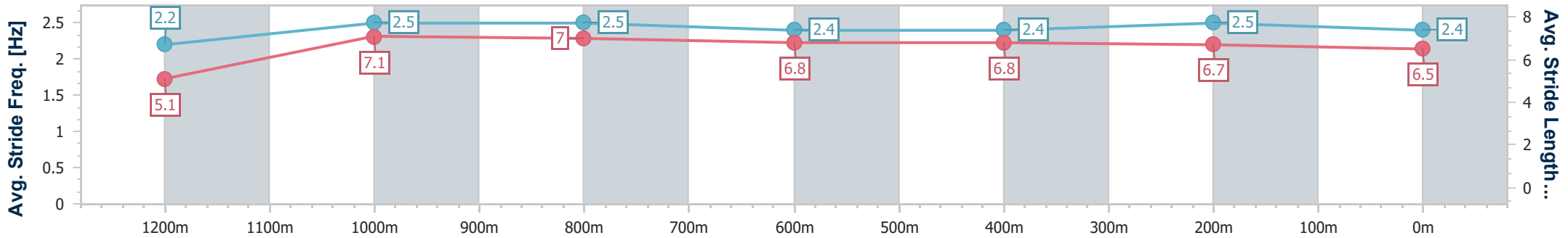
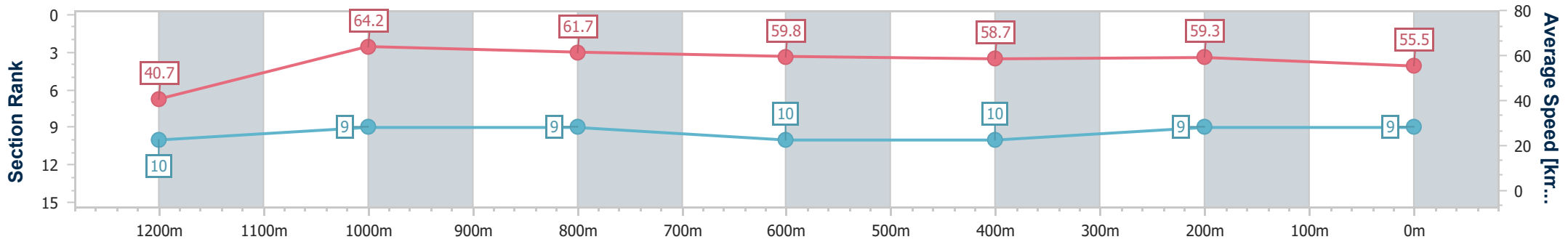
Horse/Jockey Name	Laurie
Final Rank	9
Fastest Section Time (Section)	0:08.92 (Overall)
Top Speed [km/h] (Section)	65.8 (1200m)
Race State	Finished



Toowoomba QLD Professional  
 Race 1: COBB & CO 100 BENCHMARK 70 Handicap - 1300m  
 17 August 2024 - 17:11  
 Track Rating: Soft 5, Weather: Fine, Rail Position: +4m Entire



Section	Overall	1200m	1000m	800m	600m	400m	200m
Section Times	1:21.69 [9] (0:08.92)	1:12.77 [10] (0:11.19)	1:01.58 [9] (0:11.78)	0:49.80 [9] (0:12.16)	0:37.64 [10] (0:12.38)	0:25.26 [10] (0:12.30)	0:12.96 [9] (0:12.96)
Average Speed [km/h]	40.7	64.2	61.7	59.8	58.7	59.3	55.5
Top Speed [km/h]	61.2	65.8	63.8	61.7	60.9	60.9	58.8
Avg. Dist. to Rail [m]	3.4	0.5	2.0	2.9	1.5	4.3	5.0
Avg. Stride Freq. [Hz]	2.2	2.5	2.5	2.4	2.4	2.5	2.4
Avg. Stride Length [m]	5.1	7.1	7.0	6.8	6.8	6.7	6.5



- [ ] Ranking at each section and finish
- .-.- No data available at this section
- NA No data available



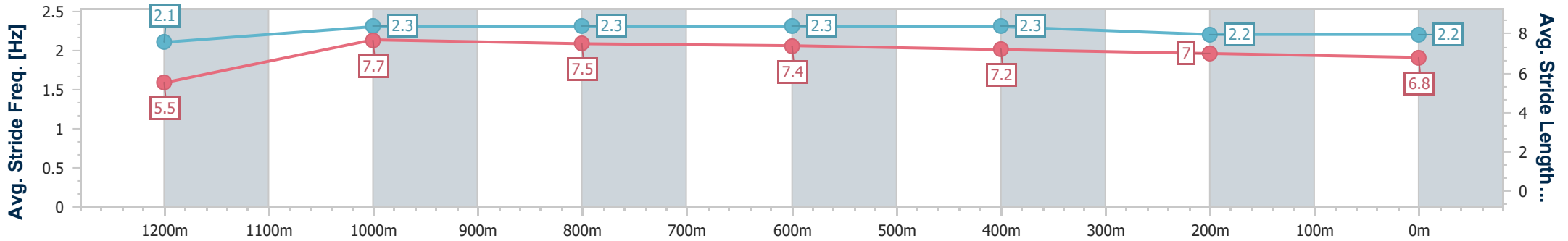
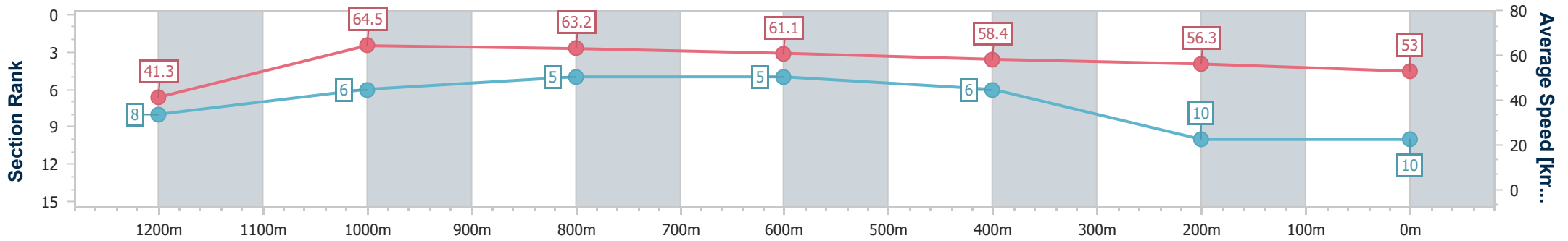
Horse/Jockey Name	Mista Omega
Final Rank	10
Fastest Section Time (Section)	0:08.66 (Overall)
Top Speed [km/h] (Section)	66.1 (1200m)
Race State	Finished



Toowoomba QLD Professional  
 Race 1: COBB & CO 100 BENCHMARK 70 Handicap - 1300m  
 17 August 2024 - 17:11  
 Track Rating: Soft 5, Weather: Fine, Rail Position: +4m Entire



Section	Overall	1200m	1000m	800m	600m	400m	200m
Section Times	1:22.31 [10] (0:08.66)	1:13.65 [8] (0:11.22)	1:02.43 [6] (0:11.51)	0:50.92 [5] (0:11.93)	0:38.99 [5] (0:12.53)	0:26.46 [6] (0:12.88)	0:13.58 [10] (0:13.58)
Average Speed [km/h]	41.3	64.5	63.2	61.1	58.4	56.3	53.0
Top Speed [km/h]	62.9	66.1	64.8	61.9	59.9	58.2	56.1
Avg. Dist. to Rail [m]	8.6	3.6	3.3	3.6	2.7	2.7	2.3
Avg. Stride Freq. [Hz]	2.1	2.3	2.3	2.3	2.3	2.2	2.2
Avg. Stride Length [m]	5.5	7.7	7.5	7.4	7.2	7.0	6.8



- [ ] Ranking at each section and finish
- .-.- No data available at this section
- NA No data available