



# Toowoomba QLD Professional

## Race 1: COBB & CO 100 BENCHMARK 70 Handicap - 1300m

17 August 2024 - 17:11



Track Rating: Soft 5, Weather: Fine, Rail Position: +4m Entire

Section		Field Times										Last 600m				
		Overall	1200m	1000m	800m	600m	400m						0:37.19			
		1:19.59 (0:08.20)	1:11.39 (0:10.83)	1:00.56 (0:11.48)	0:49.08 (0:11.89)	0:37.19 (0:12.42)	0:24.77 (0:12.42)									
Rank	TAB	Horse/Jockey	Barrier	Top Speed [km/h]	Fastest Section											Distance Travelled [m]
1	5	WHISKY DREAM Dylan Bennett	3	67.5 1200m	0:08.42 Overall	1:19.59 [1] (0:08.42)	1:11.17 [5] (0:10.87)	1:00.30 [4] (0:11.50)	0:48.80 [3] (0:11.91)	0:36.89 [3] (0:12.25)	0:24.64 [3] (0:12.29)	0:36.89				
2	9	TIJUANA TWO STEP Stacey Callow	10	68.4 1200m	0:08.38 Overall	1:19.94 [2] (0:08.38)	1:11.56 [4] (0:10.84)	1:00.72 [2] (0:11.35)	0:49.37 [2] (0:11.84)	0:37.53 [2] (0:12.41)	0:25.12 [1] (0:12.45)	0:37.53		+1		
3	8	TELEPHONE BOOTH Anthony Allen	2	68.5 1200m	0:08.20 Overall	1:20.41 [3] (0:08.20)	1:12.21 [1] (0:10.83)	1:01.38 [1] (0:11.48)	0:49.90 [1] (0:11.89)	0:38.01 [1] (0:12.45)	0:25.56 [2] (0:12.54)	0:38.01		+5		
4	1	ELLA TE AMA Fiona Sandkuhl	7	64.8 1200m	0:08.35 Overall	1:20.78 [4] (0:08.35)	1:12.43 [3] (0:11.37)	1:01.06 [5] (0:11.74)	0:49.32 [6] (0:11.90)	0:37.42 [6] (0:12.49)	0:24.93 [5] (0:12.34)	0:37.42		+5		
5	10	CELESTIAL HARBOUR Landan Sykes	8	64.8 1200m	0:08.59 Overall	1:21.10 [5] (0:08.59)	1:12.51 [7] (0:11.38)	1:01.13 [8] (0:11.75)	0:49.38 [8] (0:11.99)	0:37.39 [7] (0:12.49)	0:24.90 [7] (0:12.25)	0:37.39		+9		
6	4	MISHANI RENEGADE Chelsea Baker	5	65.3 1200m	0:08.58 Overall	1:21.17 [6] (0:08.58)	1:12.59 [6] (0:11.31)	1:01.28 [7] (0:11.82)	0:49.46 [7] (0:12.10)	0:37.36 [8] (0:12.59)	0:24.77 [8] (0:12.13)	0:37.36		+1		
7	6	SAMMY Karl Zechner	13	65.4 1200m	0:08.75 Overall	1:21.44 [7] (0:08.75)	1:12.69 [9] (0:11.43)	1:01.26 [10] (0:11.77)	0:49.49 [10] (0:11.97)	0:37.52 [9] (0:12.48)	0:25.04 [9] (0:12.29)	0:37.52		+3		
8	7	HARLEQUIN FIELD Nozi Tomizawa	11	68.4 1200m	0:08.34 Overall	1:21.64 [8] (0:08.34)	1:13.30 [2] (0:10.90)	1:02.40 [3] (0:11.59)	0:50.81 [4] (0:12.13)	0:38.68 [4] (0:12.73)	0:25.95 [4] (0:12.51)	0:38.68		+1		
9	2	LAURIE Madeleine Wishart	6	65.8 1200m	0:08.92 Overall	1:21.69 [9] (0:08.92)	1:12.77 [10] (0:11.19)	1:01.58 [9] (0:11.78)	0:49.80 [9] (0:12.16)	0:37.64 [10] (0:12.38)	0:25.26 [10] (0:12.30)	0:37.64		+4		
10	11	MISTA OMEGA Les Tilley	9	66.1 1200m	0:08.66 Overall	1:22.31 [10] (0:08.66)	1:13.65 [8] (0:11.22)	1:02.43 [6] (0:11.51)	0:50.92 [5] (0:11.93)	0:38.99 [5] (0:12.53)	0:26.46 [6] (0:12.88)	0:38.99		+5		

Scratched: Torbreck (#3), Wowit's Willywonka (#12), Jubai Pride (#13), Biggie (#14)

Report Created: Sat 17 August 2024 17:35 GMT+1 (Note: Timing is based on position data)

Page 1/12

[ ] Ranking at each section and finish  
 -:-:- No data available at this section  
 NA No data available

SCN Saddle cloth number  
 DNF Did not finish  
 DNT Did not track

data processed by TRIPLESDATA



# Toowoomba QLD Professional

## Race 1: COBB & CO 100 BENCHMARK 70 Handicap - 1300m

17 August 2024 - 17:11



Track Rating: Soft 5, Weather: Fine, Rail Position: +4m Entire

Section				200m				Last 600m	
Field Times				0:12.35 (0:12.35)				0:37.19	
Rank	TAB	Horse/Jockey	Barrier	Top Speed [km/h]	Fastest Section	Margin			Distance Travelled [m]
1	5	<b>WHISKY DREAM</b> Dylan Bennett	3	67.5 1200m	0:08.42 Overall	0:12.35 [1] (0:12.35)	1:19.59		0:36.89
2	9	<b>TIJUANA TWO STEP</b> Stacey Callow	10	68.4 1200m	0:08.38 Overall	0:12.67 [2] (0:12.67)	2L		0:37.53 +1
3	8	<b>TELEPHONE BOOTH</b> Anthony Allen	2	68.5 1200m	0:08.20 Overall	0:13.02 [3] (0:13.02)	4.8L		0:38.01 +5
4	1	<b>ELLA TE AMA</b> Fiona Sandkuhl	7	64.8 1200m	0:08.35 Overall	0:12.59 [4] (0:12.59)	6.8L		0:37.42 +5
5	10	<b>CELESTIAL HARBOUR</b> Landan Sykes	8	64.8 1200m	0:08.59 Overall	0:12.65 [6] (0:12.65)	8.6L		0:37.39 +9
6	4	<b>MISHANI RENEGADE</b> Chelsea Baker	5	65.3 1200m	0:08.58 Overall	0:12.64 [7] (0:12.64)	8.9L		0:37.36 +1
7	6	<b>SAMMY</b> Karl Zechner	13	65.4 1200m	0:08.75 Overall	0:12.75 [8] (0:12.75)	10.4L		0:37.52 +3
8	7	<b>HARLEQUIN FIELD</b> Nozi Tomizawa	11	68.4 1200m	0:08.34 Overall	0:13.44 [5] (0:13.44)	11.4L		0:38.68 +1
9	2	<b>LAURIE</b> Madeleine Wishart	6	65.8 1200m	0:08.92 Overall	0:12.96 [9] (0:12.96)	11.6L		0:37.64 +4
10	11	<b>MISTA OMEGA</b> Les Tilley	9	66.1 1200m	0:08.66 Overall	0:13.58 [10] (0:13.58)	15.1L		0:38.99 +5

Scratched: Torbreck (#3), Wowit's Willywonka (#12), Jubai Pride (#13), Biggie (#14)

Report Created: Sat 17 August 2024 17:35 GMT+1 (Note: Timing is based on position data)

Page 2/12

[ ] Ranking at each section and finish  
 -:-:- No data available at this section  
 NA No data available

SCN Saddle cloth number  
 DNF Did not finish  
 DNT Did not track

data processed by TRIPLESDATA



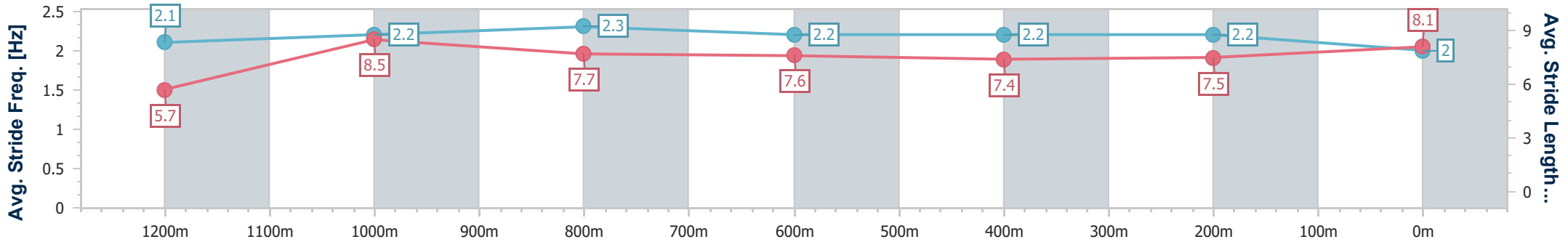
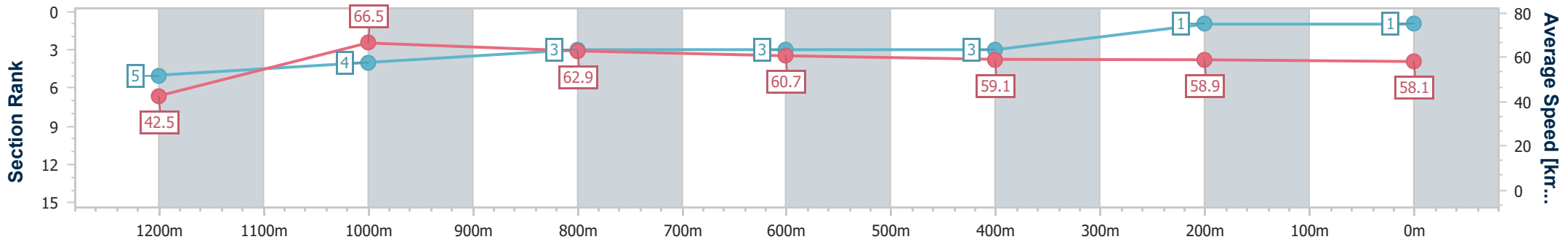
Horse/Jockey Name	Whisky Dream
Final Rank	1
Fastest Section Time (Section)	0:08.42 (Overall)
Top Speed [km/h] (Section)	67.5 (1200m)
Race State	Finished



Toowoomba QLD Professional  
 Race 1: COBB & CO 100 BENCHMARK 70 Handicap - 1300m  
 17 August 2024 - 17:11  
 Track Rating: Soft 5, Weather: Fine, Rail Position: +4m Entire



Section	Overall	1200m	1000m	800m	600m	400m	200m
Section Times	1:19.59 [1] (0:08.42)	1:11.17 [5] (0:10.87)	1:00.30 [4] (0:11.50)	0:48.80 [3] (0:11.91)	0:36.89 [3] (0:12.25)	0:24.64 [3] (0:12.29)	0:12.35 [1] (0:12.35)
Average Speed [km/h]	42.5	66.5	62.9	60.7	59.1	58.9	58.1
Top Speed [km/h]	64.5	67.5	64.8	62.4	60.1	61.0	59.8
Avg. Dist. to Rail [m]	3.7	0.9	1.3	1.6	1.0	2.3	2.3
Avg. Stride Freq. [Hz]	2.1	2.2	2.3	2.2	2.2	2.2	2.0
Avg. Stride Length [m]	5.7	8.5	7.7	7.6	7.4	7.5	8.1



- [ ] Ranking at each section and finish
- .-.- No data available at this section
- NA No data available



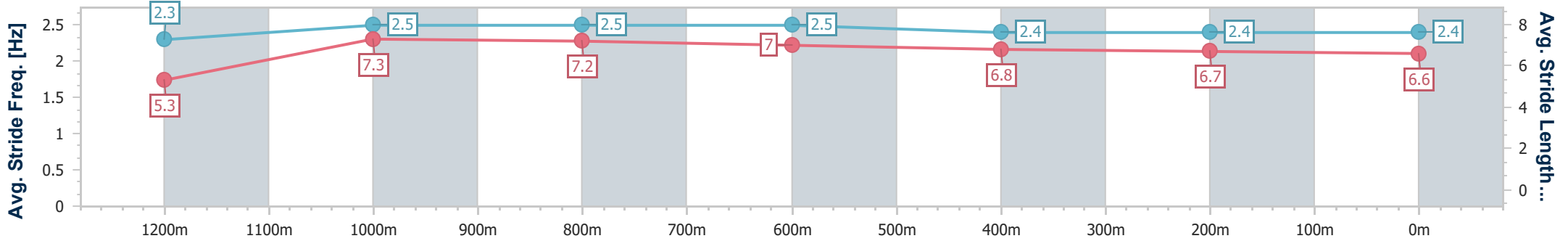
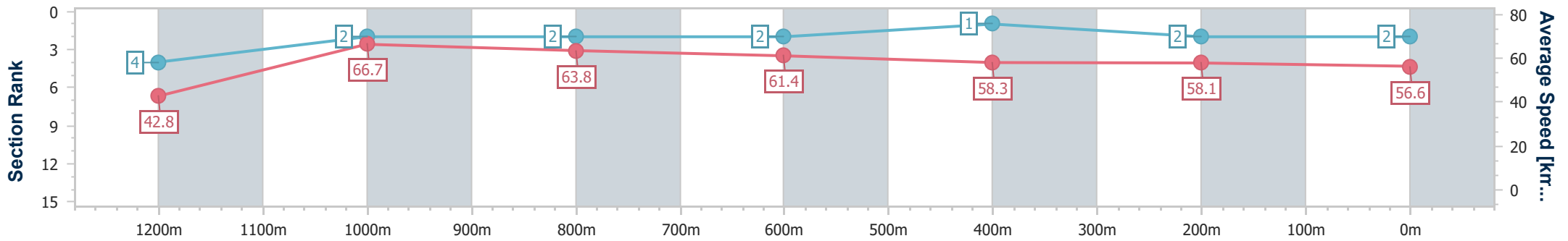
Horse/Jockey Name	Tijuana Two Step
Final Rank	2
Fastest Section Time (Section)	0:08.38 (Overall)
Top Speed [km/h] (Section)	68.4 (1200m)
Race State	Finished



Toowoomba QLD Professional  
 Race 1: COBB & CO 100 BENCHMARK 70 Handicap - 1300m  
 17 August 2024 - 17:11  
 Track Rating: Soft 5, Weather: Fine, Rail Position: +4m Entire



Section	Overall	1200m	1000m	800m	600m	400m	200m
Section Times	1:19.94 [2] (0:08.38)	1:11.56 [4] (0:10.84)	1:00.72 [2] (0:11.35)	0:49.37 [2] (0:11.84)	0:37.53 [2] (0:12.41)	0:25.12 [1] (0:12.45)	0:12.67 [2]
Average Speed [km/h]	42.8	66.7	63.8	61.4	58.3	58.1	56.6
Top Speed [km/h]	66.3	68.4	65.7	62.1	61.0	59.0	58.4
Avg. Dist. to Rail [m]	9.1	3.0	1.6	2.4	1.2	1.6	0.8
Avg. Stride Freq. [Hz]	2.3	2.5	2.5	2.5	2.4	2.4	2.4
Avg. Stride Length [m]	5.3	7.3	7.2	7.0	6.8	6.7	6.6



- [ ] Ranking at each section and finish
- .-.- No data available at this section
- NA No data available



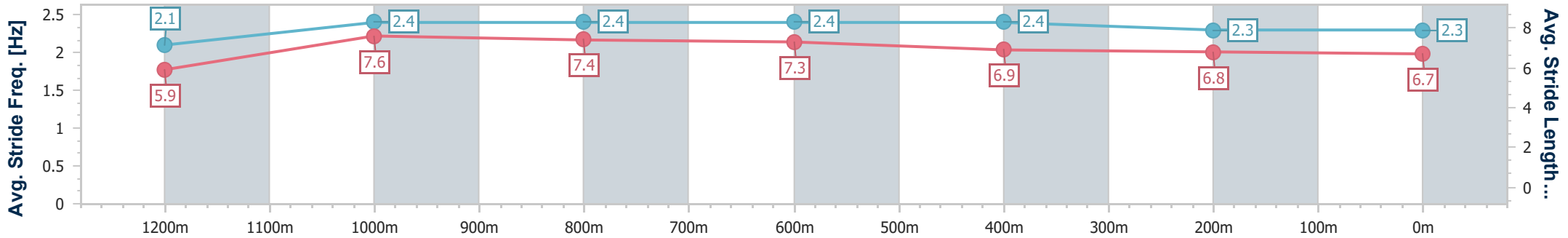
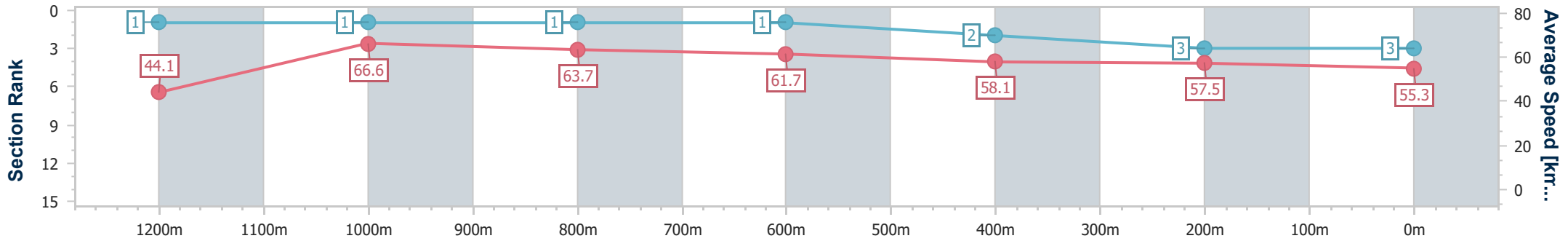
Horse/Jockey Name	Telephone Booth
Final Rank	3
Fastest Section Time (Section)	0:08.20 (Overall)
Top Speed [km/h] (Section)	68.5 (1200m)
Race State	Finished



Toowoomba QLD Professional  
 Race 1: COBB & CO 100 BENCHMARK 70 Handicap - 1300m  
 17 August 2024 - 17:11  
 Track Rating: Soft 5, Weather: Fine, Rail Position: +4m Entire



Section	Overall	1200m	1000m	800m	600m	400m	200m
Section Times	1:20.41 [3] (0:08.20)	1:12.21 [1] (0:10.83)	1:01.38 [1] (0:11.48)	0:49.90 [1] (0:11.89)	0:38.01 [1] (0:12.45)	0:25.56 [2] (0:12.54)	0:13.02 [3] (0:13.02)
Average Speed [km/h]	44.1	66.6	63.7	61.7	58.1	57.5	55.3
Top Speed [km/h]	63.4	68.5	66.4	63.2	60.2	59.0	56.4
Avg. Dist. to Rail [m]	4.9	3.7	4.8	4.6	1.8	0.5	0.6
Avg. Stride Freq. [Hz]	2.1	2.4	2.4	2.4	2.4	2.3	2.3
Avg. Stride Length [m]	5.9	7.6	7.4	7.3	6.9	6.8	6.7



- [ ] Ranking at each section and finish
- .-.- No data available at this section
- NA No data available



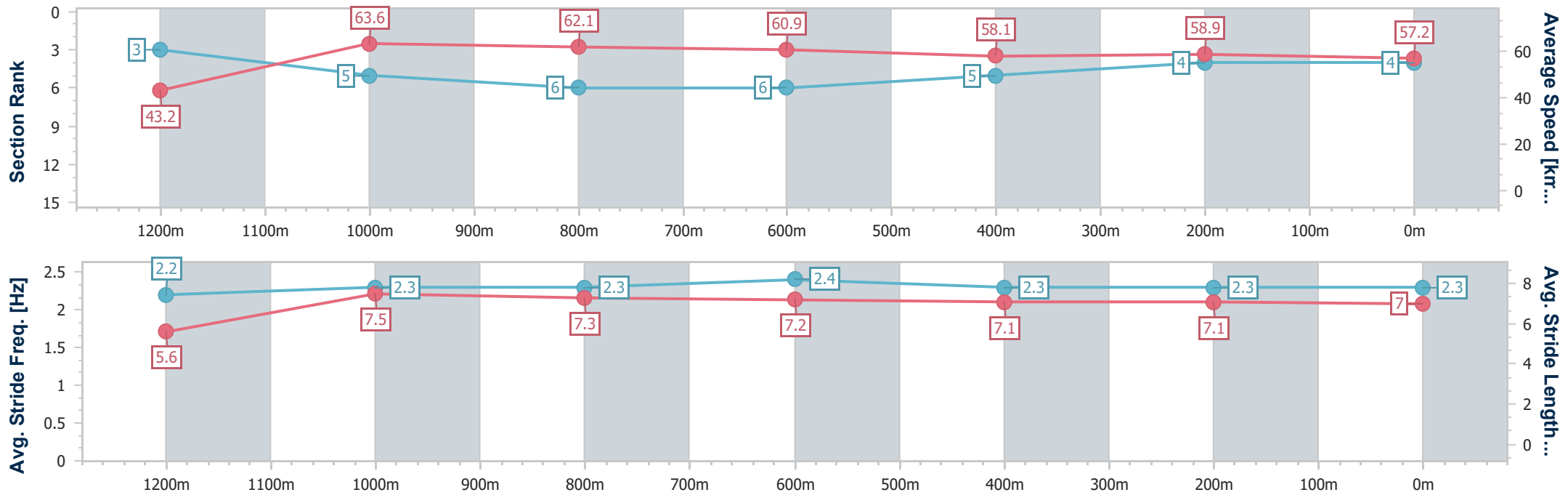
Horse/Jockey Name	Ella Te Ama
Final Rank	4
Fastest Section Time (Section)	0:08.35 (Overall)
Top Speed [km/h] (Section)	64.8 (1200m)
Race State	Finished



Toowoomba QLD Professional  
 Race 1: COBB & CO 100 BENCHMARK 70 Handicap - 1300m  
 17 August 2024 - 17:11  
 Track Rating: Soft 5, Weather: Fine, Rail Position: +4m Entire



Section	Overall	1200m	1000m	800m	600m	400m	200m
Section Times	1:20.78 [4] (0:08.35)	1:12.43 [3] (0:11.37)	1:01.06 [5] (0:11.74)	0:49.32 [6] (0:11.90)	0:37.42 [6] (0:12.49)	0:24.93 [5] (0:12.34)	0:12.59 [4] (0:12.59)
Average Speed [km/h]	43.2	63.6	62.1	60.9	58.1	58.9	57.2
Top Speed [km/h]	60.7	64.8	63.4	62.3	60.2	59.4	58.4
Avg. Dist. to Rail [m]	8.3	3.9	2.8	2.6	1.8	3.2	4.3
Avg. Stride Freq. [Hz]	2.2	2.3	2.3	2.4	2.3	2.3	2.3
Avg. Stride Length [m]	5.6	7.5	7.3	7.2	7.1	7.1	7.0



- [ ] Ranking at each section and finish
- .-.- No data available at this section
- NA No data available



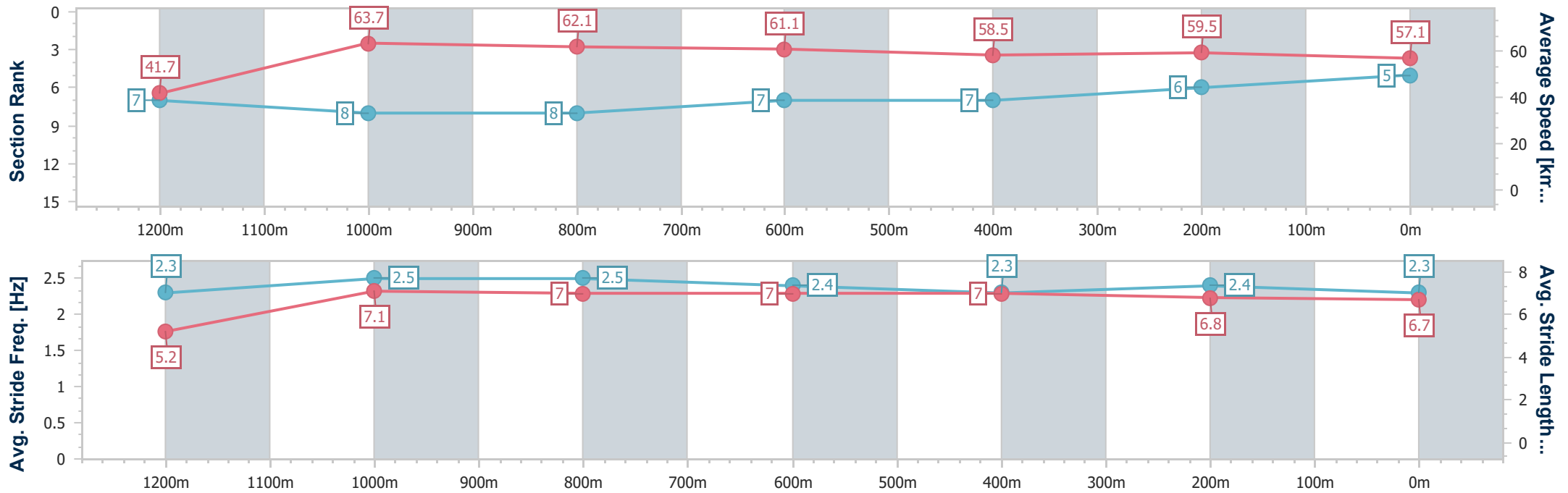
Horse/Jockey Name	Celestial Harbour
Final Rank	5
Fastest Section Time (Section)	0:08.59 (Overall)
Top Speed [km/h] (Section)	64.8 (1200m)
Race State	Finished



Toowoomba QLD Professional  
 Race 1: COBB & CO 100 BENCHMARK 70 Handicap - 1300m  
 17 August 2024 - 17:11  
 Track Rating: Soft 5, Weather: Fine, Rail Position: +4m Entire



Section	Overall	1200m	1000m	800m	600m	400m	200m
Section Times	1:21.10 [5] (0:08.59)	1:12.51 [7] (0:11.38)	1:01.13 [8] (0:11.75)	0:49.38 [8] (0:11.99)	0:37.39 [7] (0:12.49)	0:24.90 [7] (0:12.25)	0:12.65 [6] (0:12.65)
Average Speed [km/h]	41.7	63.7	62.1	61.1	58.5	59.5	57.1
Top Speed [km/h]	62.4	64.8	63.2	63.2	60.1	60.7	59.3
Avg. Dist. to Rail [m]	8.3	4.4	4.5	4.5	3.0	4.0	4.9
Avg. Stride Freq. [Hz]	2.3	2.5	2.5	2.4	2.3	2.4	2.3
Avg. Stride Length [m]	5.2	7.1	7.0	7.0	7.0	6.8	6.7



- [ ] Ranking at each section and finish
- .-.- No data available at this section
- NA No data available



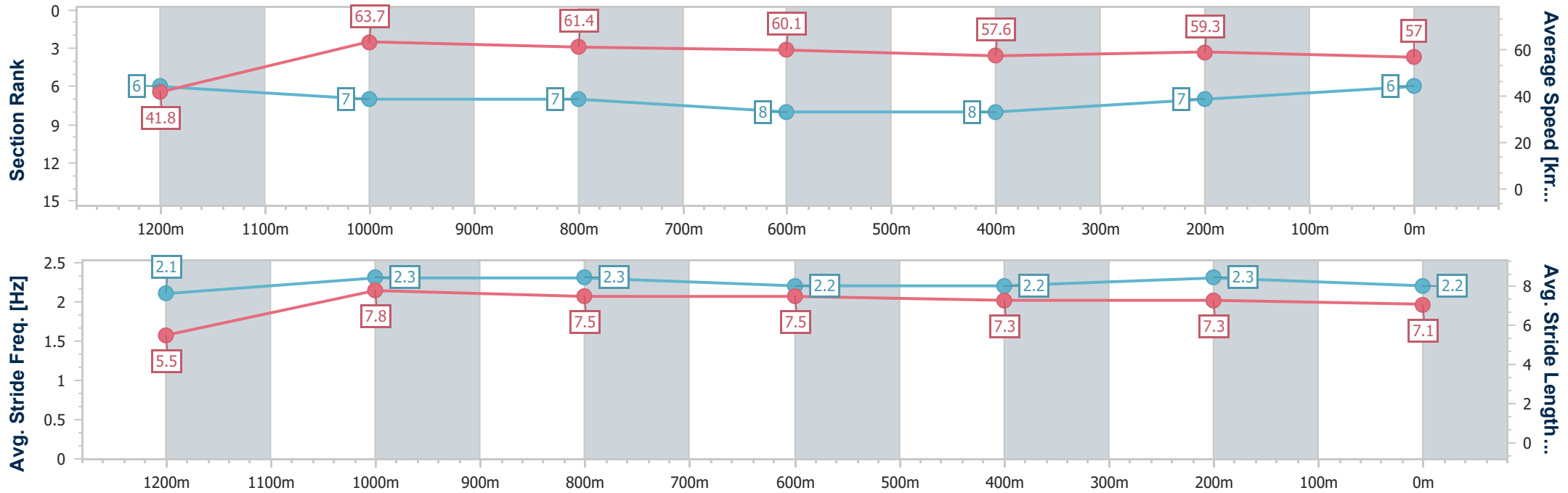
Horse/Jockey Name	Mishani Renegade
Final Rank	6
Fastest Section Time (Section)	0:08.58 (Overall)
Top Speed [km/h] (Section)	65.3 (1200m)
Race State	Finished



Toowoomba QLD Professional  
 Race 1: COBB & CO 100 BENCHMARK 70 Handicap - 1300m  
 17 August 2024 - 17:11  
 Track Rating: Soft 5, Weather: Fine, Rail Position: +4m Entire



Section	Overall	1200m	1000m	800m	600m	400m	200m
Section Times	1:21.17 [6] (0:08.58)	1:12.59 [6] (0:11.31)	1:01.28 [7] (0:11.82)	0:49.46 [7] (0:12.10)	0:37.36 [8] (0:12.59)	0:24.77 [8] (0:12.13)	0:12.64 [7] (0:12.64)
Average Speed [km/h]	41.8	63.7	61.4	60.1	57.6	59.3	57.0
Top Speed [km/h]	62.0	65.3	62.9	61.4	58.9	60.2	58.5
Avg. Dist. to Rail [m]	4.1	1.2	2.0	2.7	1.4	0.6	1.8
Avg. Stride Freq. [Hz]	2.1	2.3	2.3	2.2	2.2	2.3	2.2
Avg. Stride Length [m]	5.5	7.8	7.5	7.5	7.3	7.3	7.1



- [ ] Ranking at each section and finish
- .-.- No data available at this section
- NA No data available





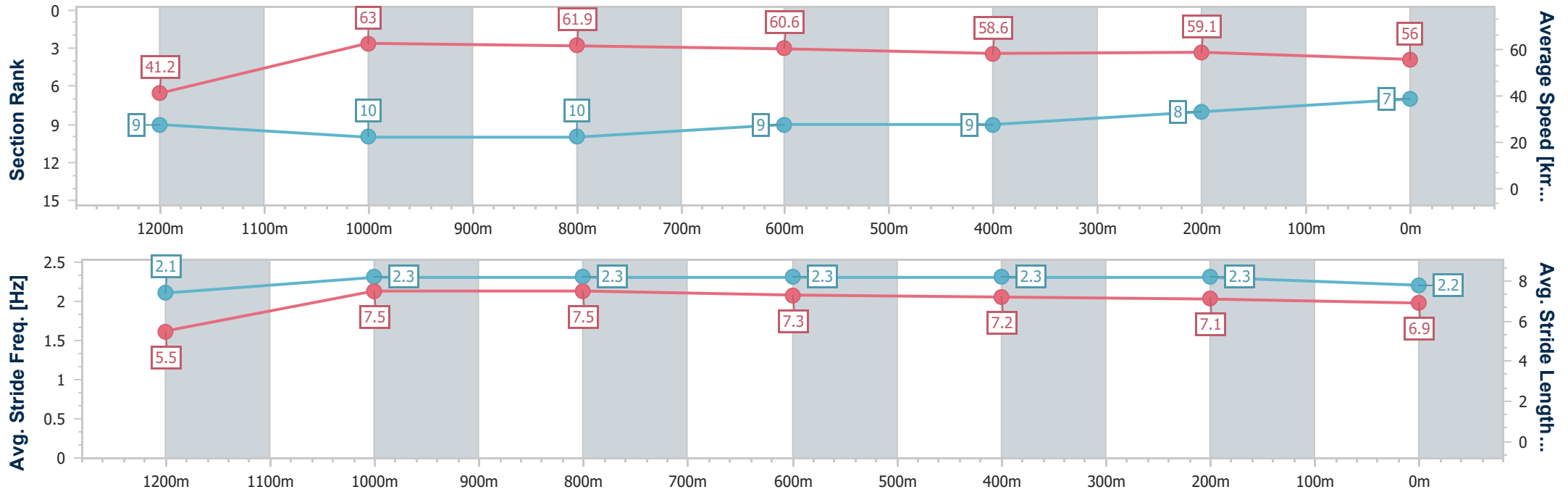
Horse/Jockey Name	Sammy
Final Rank	7
Fastest Section Time (Section)	0:08.75 (Overall)
Top Speed [km/h] (Section)	65.4 (1200m)
Race State	Finished



Toowoomba QLD Professional  
 Race 1: COBB & CO 100 BENCHMARK 70 Handicap - 1300m  
 17 August 2024 - 17:11  
 Track Rating: Soft 5, Weather: Fine, Rail Position: +4m Entire



Section	Overall	1200m	1000m	800m	600m	400m	200m
Section Times	1:21.44 [7] (0:08.75)	1:12.69 [9] (0:11.43)	1:01.26 [10] (0:11.77)	0:49.49 [10] (0:11.97)	0:37.52 [9] (0:12.48)	0:25.04 [9] (0:12.29)	0:12.75 [8]
Average Speed [km/h]	41.2	63.0	61.9	60.6	58.6	59.1	56.0
Top Speed [km/h]	62.1	65.4	62.4	63.2	59.9	59.7	58.8
Avg. Dist. to Rail [m]	9.1	3.3	2.3	3.2	2.7	2.0	2.0
Avg. Stride Freq. [Hz]	2.1	2.3	2.3	2.3	2.3	2.3	2.2
Avg. Stride Length [m]	5.5	7.5	7.5	7.3	7.2	7.1	6.9



- [ ] Ranking at each section and finish
- .-.- No data available at this section
- NA No data available



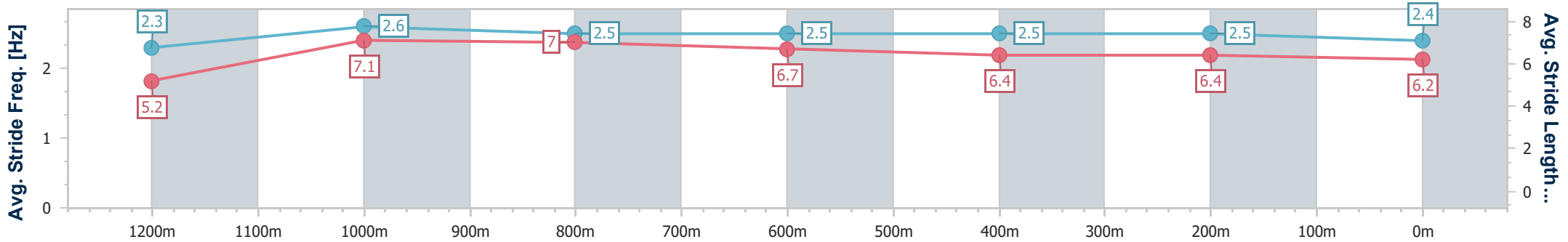
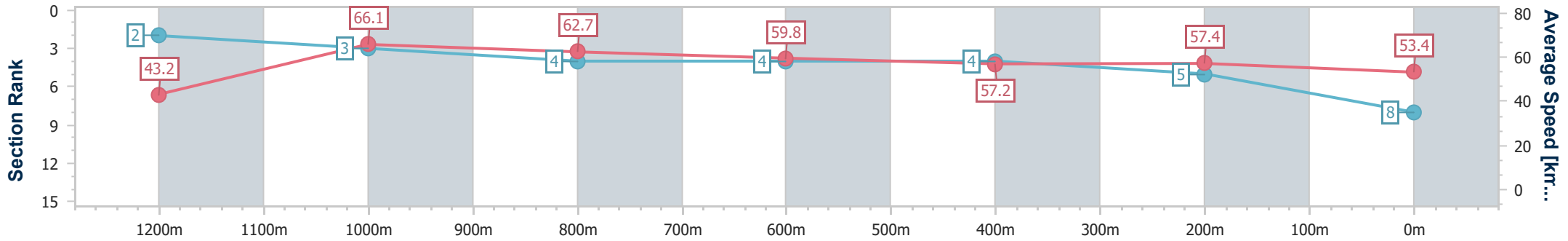
Horse/Jockey Name	Harlequin Field
Final Rank	8
Fastest Section Time (Section)	0:08.34 (Overall)
Top Speed [km/h] (Section)	68.4 (1200m)
Race State	Finished



Toowoomba QLD Professional  
 Race 1: COBB & CO 100 BENCHMARK 70 Handicap - 1300m  
 17 August 2024 - 17:11  
 Track Rating: Soft 5, Weather: Fine, Rail Position: +4m Entire



Section	Overall	1200m	1000m	800m	600m	400m	200m
Section Times	1:21.64 [8] (0:08.34)	1:13.30 [2] (0:10.90)	1:02.40 [3] (0:11.59)	0:50.81 [4] (0:12.13)	0:38.68 [4] (0:12.73)	0:25.95 [4] (0:12.51)	0:13.44 [5] (0:13.44)
Average Speed [km/h]	43.2	66.1	62.7	59.8	57.2	57.4	53.4
Top Speed [km/h]	63.5	68.4	63.1	62.0	59.7	58.5	58.0
Avg. Dist. to Rail [m]	9.0	4.0	2.5	3.2	1.8	1.0	2.2
Avg. Stride Freq. [Hz]	2.3	2.6	2.5	2.5	2.5	2.5	2.4
Avg. Stride Length [m]	5.2	7.1	7.0	6.7	6.4	6.4	6.2



- [ ] Ranking at each section and finish
- .-.- No data available at this section
- NA No data available



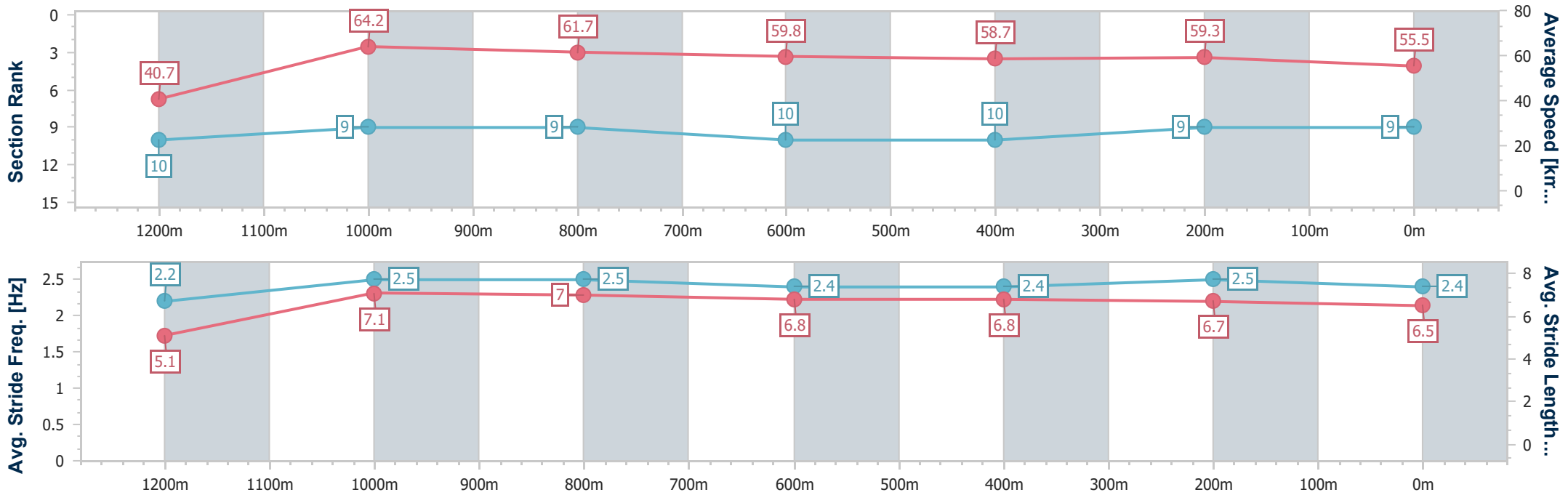
Horse/Jockey Name	Laurie
Final Rank	9
Fastest Section Time (Section)	0:08.92 (Overall)
Top Speed [km/h] (Section)	65.8 (1200m)
Race State	Finished



Toowoomba QLD Professional  
 Race 1: COBB & CO 100 BENCHMARK 70 Handicap - 1300m  
 17 August 2024 - 17:11  
 Track Rating: Soft 5, Weather: Fine, Rail Position: +4m Entire



Section	Overall	1200m	1000m	800m	600m	400m	200m
Section Times	1:21.69 [9] (0:08.92)	1:12.77 [10] (0:11.19)	1:01.58 [9] (0:11.78)	0:49.80 [9] (0:12.16)	0:37.64 [10] (0:12.38)	0:25.26 [10] (0:12.30)	0:12.96 [9] (0:12.96)
Average Speed [km/h]	40.7	64.2	61.7	59.8	58.7	59.3	55.5
Top Speed [km/h]	61.2	65.8	63.8	61.7	60.9	60.9	58.8
Avg. Dist. to Rail [m]	3.4	0.5	2.0	2.9	1.5	4.3	5.0
Avg. Stride Freq. [Hz]	2.2	2.5	2.5	2.4	2.4	2.5	2.4
Avg. Stride Length [m]	5.1	7.1	7.0	6.8	6.8	6.7	6.5



- [ ] Ranking at each section and finish
- .-.- No data available at this section
- NA No data available



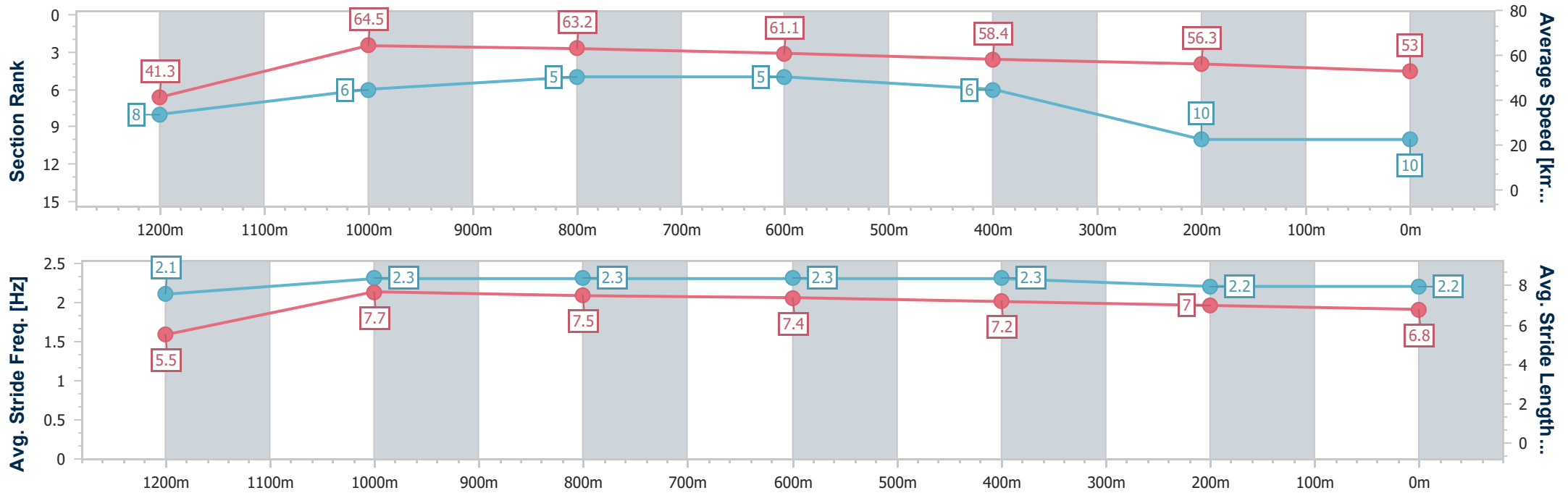
Horse/Jockey Name	Mista Omega
Final Rank	10
Fastest Section Time (Section)	0:08.66 (Overall)
Top Speed [km/h] (Section)	66.1 (1200m)
Race State	Finished



Toowoomba QLD Professional  
 Race 1: COBB & CO 100 BENCHMARK 70 Handicap - 1300m  
 17 August 2024 - 17:11  
 Track Rating: Soft 5, Weather: Fine, Rail Position: +4m Entire



Section	Overall	1200m	1000m	800m	600m	400m	200m
Section Times	1:22.31 [10] (0:08.66)	1:13.65 [8] (0:11.22)	1:02.43 [6] (0:11.51)	0:50.92 [5] (0:11.93)	0:38.99 [5] (0:12.53)	0:26.46 [6] (0:12.88)	0:13.58 [10] (0:13.58)
Average Speed [km/h]	41.3	64.5	63.2	61.1	58.4	56.3	53.0
Top Speed [km/h]	62.9	66.1	64.8	61.9	59.9	58.2	56.1
Avg. Dist. to Rail [m]	8.6	3.6	3.3	3.6	2.7	2.7	2.3
Avg. Stride Freq. [Hz]	2.1	2.3	2.3	2.3	2.3	2.2	2.2
Avg. Stride Length [m]	5.5	7.7	7.5	7.4	7.2	7.0	6.8



- [ ] Ranking at each section and finish
- .-.- No data available at this section
- NA No data available

Track Rating: Soft 5, Weather: Fine, Rail Position: +4m Entire

Section		Overall										Last 600m
Field Times		1:20.40										0:38.04
		(0:08.22)										(0:12.43)
		1:12.18										0:25.61
		(0:10.58)										(0:12.72)
		1:01.60										
		(0:11.40)										
		0:50.20										
		(0:12.16)										
		0:38.04										
		(0:12.43)										
		0:25.61										
		(0:12.72)										
		0:38.04										
		(0:12.43)										
		0:25.61										
		(0:12.72)										
		0:38.04										
		(0:12.43)										
		0:25.61										
		(0:12.72)										
		0:38.04										
		(0:12.43)										
		0:25.61										
		(0:12.72)										
		0:38.04										
		(0:12.43)										
		0:25.61										
		(0:12.72)										
		0:38.04										
		(0:12.43)										
		0:25.61										
		(0:12.72)										
		0:38.04										
		(0:12.43)										
		0:25.61										
		(0:12.72)										
		0:38.04										
		(0:12.43)										
		0:25.61										
		(0:12.72)										
		0:38.04										
		(0:12.43)										
		0:25.61										
		(0:12.72)										
		0:38.04										
		(0:12.43)										
		0:25.61										
		(0:12.72)										
		0:38.04										
		(0:12.43)										
		0:25.61										
		(0:12.72)										
		0:38.04										
		(0:12.43)										
		0:25.61										
		(0:12.72)										
		0:38.04										
		(0:12.43)										
		0:25.61										
		(0:12.72)										
		0:38.04										
		(0:12.43)										
		0:25.61										
		(0:12.72)										
		0:38.04										
		(0:12.43)										
		0:25.61										
		(0:12.72)										
		0:38.04										
		(0:12.43)										
		0:25.61										
		(0:12.72)										
		0:38.04										
		(0:12.43)										
		0:25.61										
		(0:12.72)										
		0:38.04										
		(0:12.43)										
		0:25.61										
		(0:12.72)										
		0:38.04										
		(0:12.43)										
		0:25.61										
		(0:12.72)										
		0:38.04										
		(0:12.43)										
		0:25.61										
		(0:12.72)										
		0:38.04										
		(0:12.43)										
		0:25.61										
		(0:12.72)										
		0:38.04										
		(0:12.43)										
		0:25.61										
		(0:12.72)										
		0:38.04										
		(0:12.43)										
		0:25.61										
		(0:12.72)										
		0:38.04										
		(0:12.43)										
		0:25.61										
		(0:12.72)										
		0:38.04										
		(0:12.43)										
		0:25.61										
		(0:12.72)										
		0:38.04										
		(0:12.43)										
		0:25.61										
		(0:12.72)										
		0:38.04										
		(0:12.43)										
		0:25.61										
		(0:12.72)										
		0:38.04										
		(0:12.43)										
		0:25.61										
		(0:12.72)										
		0:38.04										
		(0:12.43)										
		0:25.61										
		(0:12.72)										
		0:38.04										
		(0:12.43)										
		0:25.61										
		(0:12.72)										
		0:38.04										
		(0:12.43)										
		0:25.61										
		(0:12.72)										
		0:38.04										
		(0:12.43)										
		0:25.61										
		(0:12.72)										
		0:38.04										
		(0:12.43)										
		0:25.61										
		(0:12.72)										
		0:38.04										
		(0:12.43)										
		0:25.61										
		(0:12.72)										
		0:38.04										
		(0:12.43)										
		0:25.61										
		(0:12.72)										
		0:38.04										
		(0:12.43)										
		0:25.61										
		(0:12.72)										
		0:38.04										
		(0:12.43)										
		0:25.61										
		(0:12.72)										
		0:38.04										
		(0:12.43)										
		0:25.61										
		(0:12.72)										
		0:38.04										
		(0:12.43)										
		0:25.61										
		(0:12.72)										
		0:38.04										
		(0:12.43)										
		0:25.61										
		(0:12.72)										
		0:38.04										
		(0:12.43)										
		0:25.61										
		(0:12.72)										
		0:38.04										
		(0:12.43)										
		0:25.61										
		(0:12.72)										
		0:38.04										
		(0:12.43)										
		0:25.61										
		(0:12.72)										
		0:38.04										
		(0:12.43)										
		0:25.61										
		(0:12.72)										
		0:38.04										
		(0:12.43)										
		0:25.61										
		(0:12.72)										
		0:38.04										
		(0:12.43)										
		0:25.61										
		(0:12.72)										
		0:38.04										
		(0:12.43)										
		0:25.61										
		(0:12.72)										
		0:38.04										
		(0:12.43)										
		0:25.61										
		(0:12.72)										
		0:38.04										
		(0:12.43)										
		0:25.61										
		(0:12.72)										
		0:38.04										
		(0:12.43)										
		0:25.61										
		(0:12.72)										
		0:38.04										
		(0:12.43)										
		0:25.61										
		(0:12.72)										
		0:38.04										
		(0:12.43)										
		0:25.61										
		(0:12.72)										
		0:38.04										
		(0:12.43)										
		0:25.61										
		(0:12.72)										
		0:38.04										
		(0:12.43)										
		0:25.61										
		(0:12.72)										
		0:38.04										
		(0:12.43)										
		0:25.61										
		(0:12.72)										
		0:38.04										
		(0:12.43)										
		0:25.61										
		(0:12.72)										
		0:38.04										
		(0:12.43)										
		0:25.61										
		(0:12.72)										
		0:38.04										
		(0:12.43)										
		0:25.61										
		(0:12.72)										
		0:38.04										
		(0:12.43)										
		0:25.61										
		(0:12.72)										
		0:38.04										
		(0:12.43)										
		0:25.61										
		(0:12.72)										
		0:38.04										
		(0:12.43)										
		0:25.61										
		(0:12.72)										
		0:38.04										
		(0:12.43)										
		0:25.61										
		(0:12.72)										
		0:38.04										
		(0:12.43)										
		0:25.61										
		(0:12.72)										
		0:38.04										
		(0:12.43)										
		0:25.61										
		(0:12.72)										
		0:38.04										
		(0:12.43)										
		0:25.61										
		(0:12.72)										
		0:38.04										
		(0:12.43)										
		0:25.61										
		(0:12.72)										
		0:38.04										
		(0:12.43)										
		0:25.61										
		(0:12.72)										
		0:38.04										
		(0:12.43)										
		0:25.61										
		(0:12.72)										
		0:38.04										
		(0:12.43)										
		0:25.61										
		(0:12.72)										
		0:38.04										
		(0:12.43)										
		0:25.61										
		(0:12.72)										
		0:38.04										
		(0:12.43)										
		0:25.61										
		(0:12.72)										
		0:38.04										
		(0:12.43)										
		0:25.61										
		(0:12.72)										
		0:38.04										
		(0:12.43)										
		0:25.61										



**Toowoomba QLD Professional**  
**Race 2: THE JESSE CALLAGHAN Class 1 Plate - 1300m**  
**17 August 2024 - 17:50**



Track Rating: Soft 5, Weather: Fine, Rail Position: +4m Entire

Section				200m				Last 600m	
Field Times				0:12.89 (0:12.89)				0:38.04	
Rank	TAB	Horse/Jockey	Barrier	Top Speed [km/h]	Fastest Section	Margin			Distance Travelled [m]
1	5	<b>BLUE CHIP GIRL</b> Landan Sykes	3	67.8 1200m	0:08.46 Overall	0:12.69 [4] (0:12.69)	1:20.40		0:37.62
2	6	<b>BOOGA RAY</b> Shania Willis	12	69.1 1200m	0:08.52 Overall	0:12.83 [3] (0:12.83)	0.5L		0:37.65 +3
3	10	<b>SOCIAL STAR</b> Les Tilley	6	68.8 1200m	0:08.22 Overall	0:13.33 [1] (0:13.33)	2.3L		0:38.35 +4
4	4	<b>WEST CORK</b> Nathan Evans	5	70.7 1200m	0:08.37 Overall	0:13.35 [2] (0:13.35)	2.8L		0:38.60 +0
5	8	<b>DOONA</b> Luke Tarrant	14	68.4 1200m	0:08.98 Overall	0:13.14 [5] (0:13.14)	3L		0:37.71 +1
6	9	<b>GLEEFILLY</b> Madeleine Wishart	4	68.4 1200m	0:08.60 Overall	0:13.04 [7] (0:13.04)	4L		0:38.23 +2
7	2	<b>NERANO</b> Chelsea Baker	15	71.2 1200m	0:08.59 Overall	0:13.36 [6] (0:13.36)	4.8L		0:38.72 +9
8	11	<b>SHOTGUN SIXTYFOUR</b> Karl Zechner	7	68.6 1200m	0:08.56 Overall	0:13.37 [9] (0:13.37)	7.3L		0:38.58 +6
9	7	<b>CHAMPINSKY</b> Anthony Allen	10	68.7 1200m	0:08.70 Overall	0:14.07 [10] (0:14.07)	11.8L		0:39.69 +12
10	3	<b>ONEOFTHETWELVE</b> Fiona Sandkuhl	13	70.8 1200m	0:08.48 Overall	0:14.52 [8] (0:14.52)	13.6L		0:40.27 +3

Scratched: Duchess Bree (#13), Man In The Mirror (#1), Going To The Sun (#12), Red Shiraz (#14), Contessa Nile (#15), My Moses (#16), French Comet (#17)

[ ] Ranking at each section and finish  
 -:-:- No data available at this section  
 NA No data available

SCN Saddle cloth number  
 DNF Did not finish  
 DNT Did not track



Horse/Jockey Name	Blue Chip Girl
Final Rank	1
Fastest Section Time (Section)	0:08.46 (Overall)
Top Speed [km/h] (Section)	67.8 (1200m)
Race State	Finished



Toowoomba QLD Professional

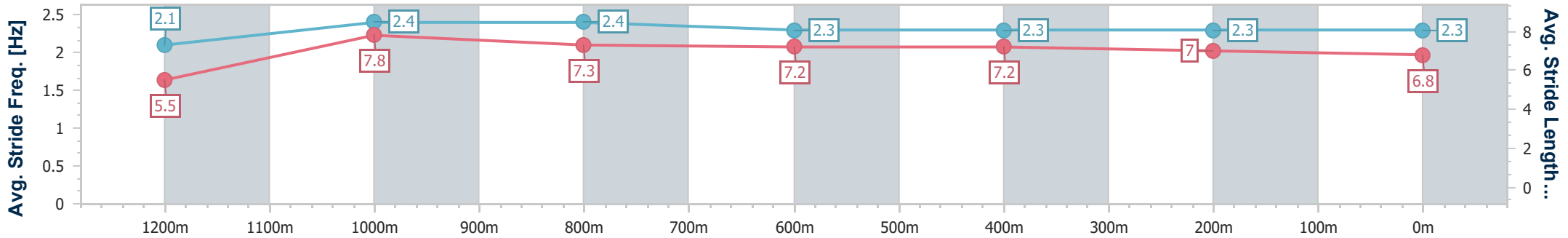
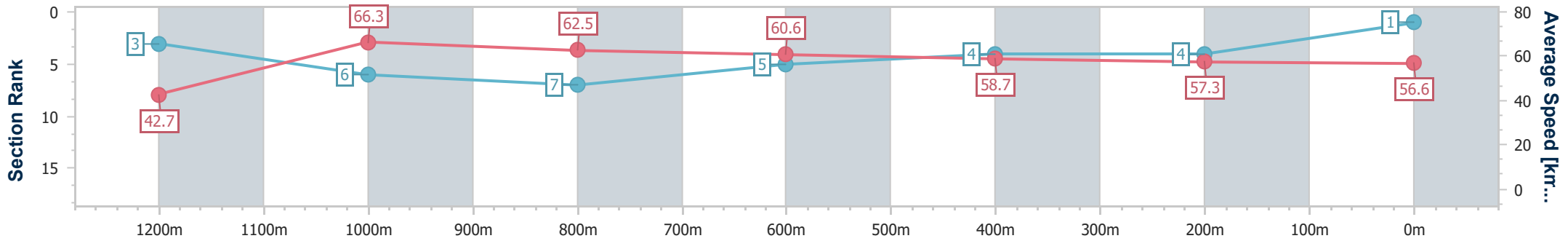
Race 2: THE JESSE CALLAGHAN Class 1 Plate - 1300m

17 August 2024 - 17:50



Track Rating: Soft 5, Weather: Fine, Rail Position: +4m Entire

Section	Overall	1200m	1000m	800m	600m	400m	200m
Section Times	1:20.40 [1] (0:08.46)	1:11.94 [3] (0:10.86)	1:01.08 [6] (0:11.54)	0:49.54 [7] (0:11.92)	0:37.62 [5] (0:12.34)	0:25.28 [4] (0:12.59)	0:12.69 [4]
Average Speed [km/h]	42.7	66.3	62.5	60.6	58.7	57.3	56.6
Top Speed [km/h]	63.9	67.8	65.9	61.3	59.6	59.7	57.6
Avg. Dist. to Rail [m]	2.0	1.1	1.8	0.5	1.0	0.3	0.5
Avg. Stride Freq. [Hz]	2.1	2.4	2.4	2.3	2.3	2.3	2.3
Avg. Stride Length [m]	5.5	7.8	7.3	7.2	7.2	7.0	6.8



- [ ] Ranking at each section and finish
- .-.- No data available at this section
- NA No data available



Horse/Jockey Name	Booga Ray
Final Rank	2
Fastest Section Time (Section)	0:08.52 (Overall)
Top Speed [km/h] (Section)	69.1 (1200m)
Race State	Finished



Toowoomba QLD Professional

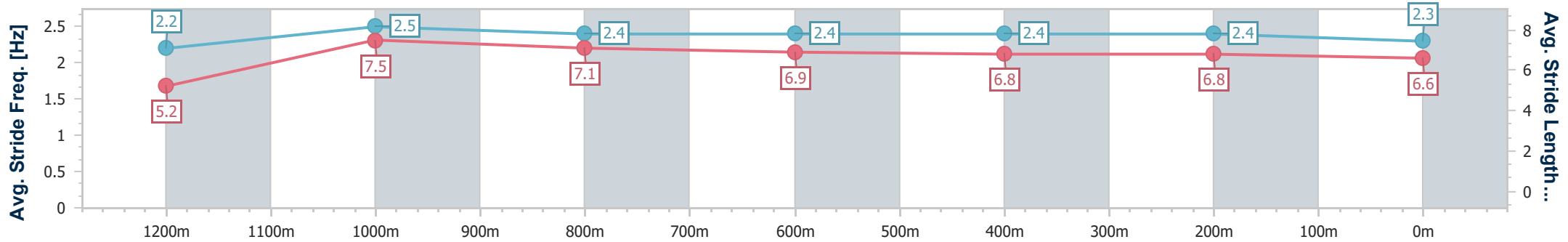
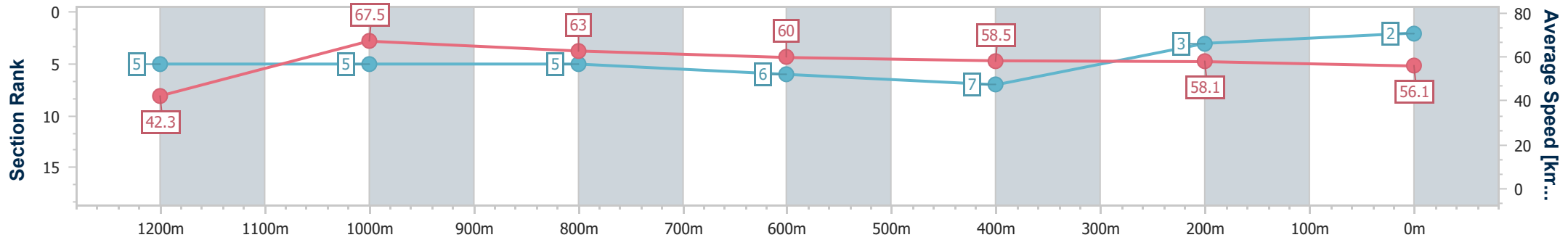
Race 2: THE JESSE CALLAGHAN Class 1 Plate - 1300m

17 August 2024 - 17:50

Track Rating: Soft 5, Weather: Fine, Rail Position: +4m Entire



Section	Overall	1200m	1000m	800m	600m	400m	200m
Section Times	1:20.51 [2] (0:08.52)	1:11.99 [5] (0:10.68)	1:01.31 [5] (0:11.55)	0:49.76 [5] (0:12.11)	0:37.65 [6] (0:12.42)	0:25.23 [7] (0:12.40)	0:12.83 [3] (0:12.83)
Average Speed [km/h]	42.3	67.5	63.0	60.0	58.5	58.1	56.1
Top Speed [km/h]	67.1	69.1	65.4	61.1	60.4	58.9	58.3
Avg. Dist. to Rail [m]	6.4	2.4	2.5	2.2	1.9	0.8	2.5
Avg. Stride Freq. [Hz]	2.2	2.5	2.4	2.4	2.4	2.4	2.3
Avg. Stride Length [m]	5.2	7.5	7.1	6.9	6.8	6.8	6.6



- [ ] Ranking at each section and finish
- .-.- No data available at this section
- NA No data available





Horse/Jockey Name	Social Star
Final Rank	3
Fastest Section Time (Section)	0:08.22 (Overall)
Top Speed [km/h] (Section)	68.8 (1200m)
Race State	Finished



### Toowoomba QLD Professional

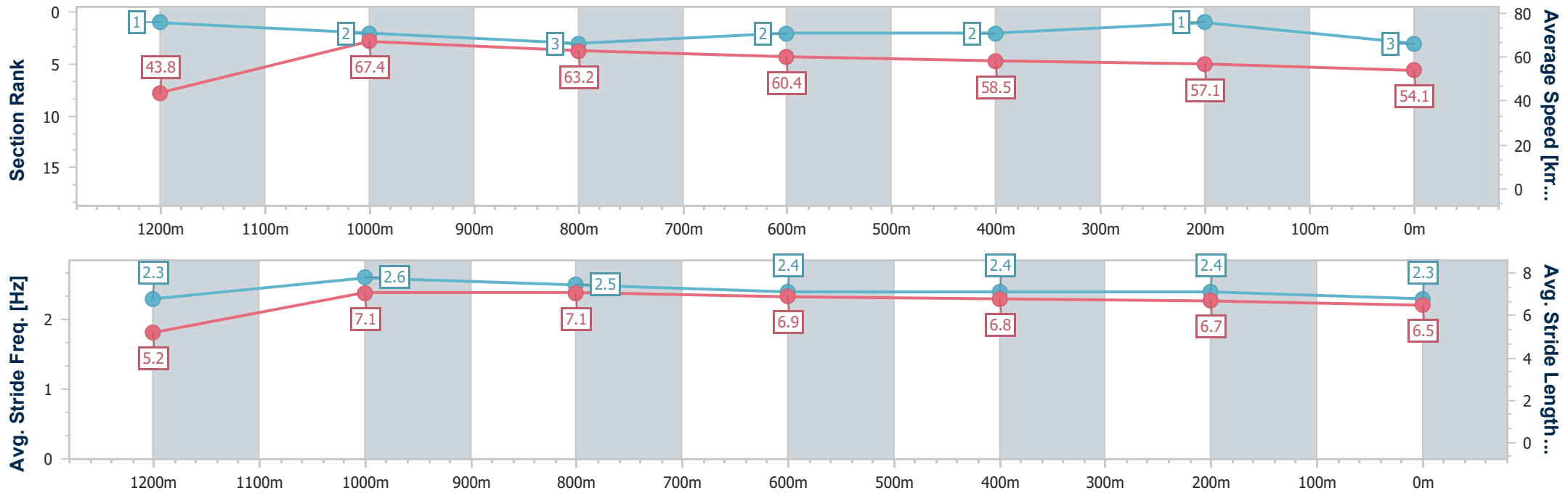
Race 2: THE JESSE CALLAGHAN Class 1 Plate - 1300m

17 August 2024 - 17:50

Track Rating: Soft 5, Weather: Fine, Rail Position: +4m Entire



Section	Overall	1200m	1000m	800m	600m	400m	200m
Section Times	1:20.84 [3] (0:08.22)	1:12.62 [1] (0:10.73)	1:01.89 [2] (0:11.50)	0:50.39 [3] (0:12.04)	0:38.35 [2] (0:12.37)	0:25.98 [2] (0:12.65)	0:13.33 [1] (0:13.33)
Average Speed [km/h]	43.8	67.4	63.2	60.4	58.5	57.1	54.1
Top Speed [km/h]	65.2	68.8	66.1	61.7	59.1	58.8	56.6
Avg. Dist. to Rail [m]	7.1	4.4	2.9	2.2	1.3	0.7	0.8
Avg. Stride Freq. [Hz]	2.3	2.6	2.5	2.4	2.4	2.4	2.3
Avg. Stride Length [m]	5.2	7.1	7.1	6.9	6.8	6.7	6.5



- [ ] Ranking at each section and finish
- .-.- No data available at this section
- NA No data available



Horse/Jockey Name	West Cork
Final Rank	4
Fastest Section Time (Section)	0:08.37 (Overall)
Top Speed [km/h] (Section)	70.7 (1200m)
Race State	Finished



### Toowoomba QLD Professional

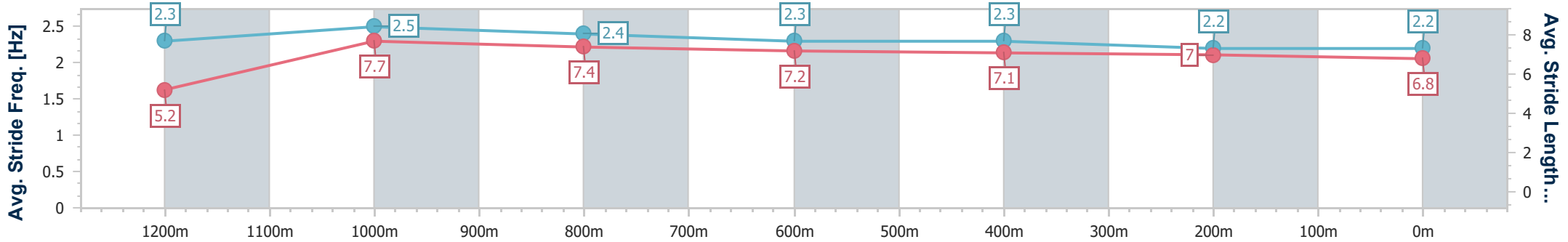
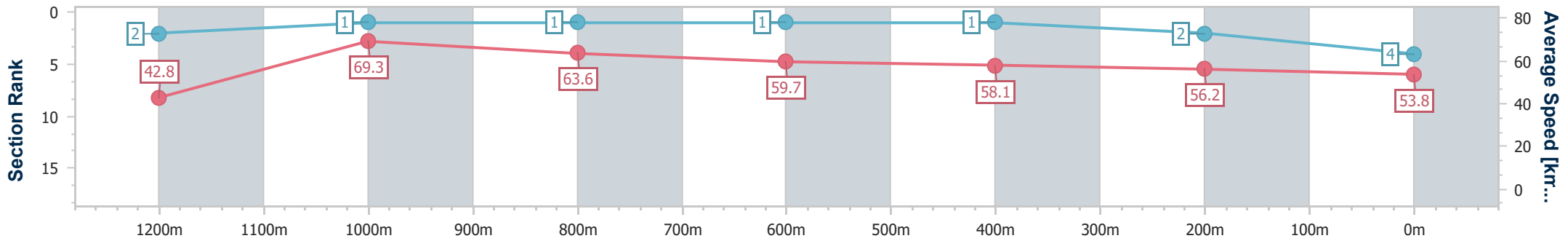
Race 2: THE JESSE CALLAGHAN Class 1 Plate - 1300m

17 August 2024 - 17:50

Track Rating: Soft 5, Weather: Fine, Rail Position: +4m Entire



Section	Overall	1200m	1000m	800m	600m	400m	200m
Section Times	1:20.96 [4] (0:08.37)	1:12.59 [2] (0:10.43)	1:02.16 [1] (0:11.40)	0:50.76 [1] (0:12.16)	0:38.60 [1] (0:12.43)	0:26.17 [1] (0:12.82)	0:13.35 [2] (0:13.35)
Average Speed [km/h]	42.8	69.3	63.6	59.7	58.1	56.2	53.8
Top Speed [km/h]	68.5	70.7	66.4	60.6	59.8	57.3	55.7
Avg. Dist. to Rail [m]	2.9	0.9	2.3	2.3	0.8	0.6	1.2
Avg. Stride Freq. [Hz]	2.3	2.5	2.4	2.3	2.3	2.2	2.2
Avg. Stride Length [m]	5.2	7.7	7.4	7.2	7.1	7.0	6.8



- [ ] Ranking at each section and finish
- .-.- No data available at this section
- NA No data available



Horse/Jockey Name	Doona
Final Rank	5
Fastest Section Time (Section)	0:08.98 (Overall)
Top Speed [km/h] (Section)	68.4 (1200m)
Race State	Finished



Toowoomba QLD Professional

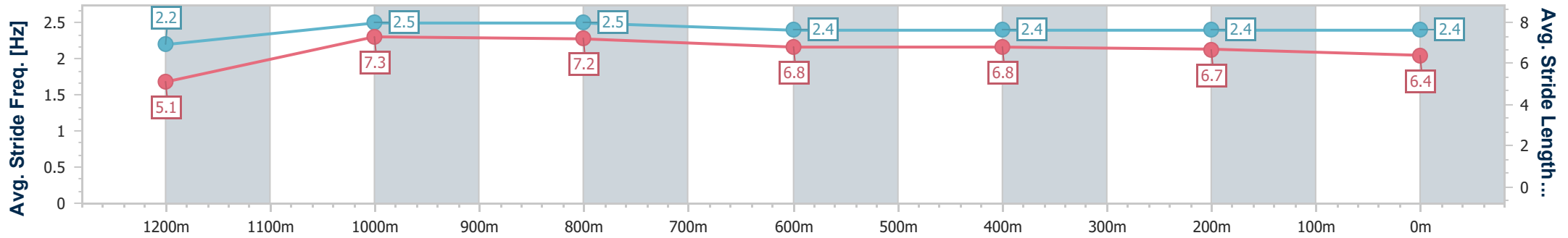
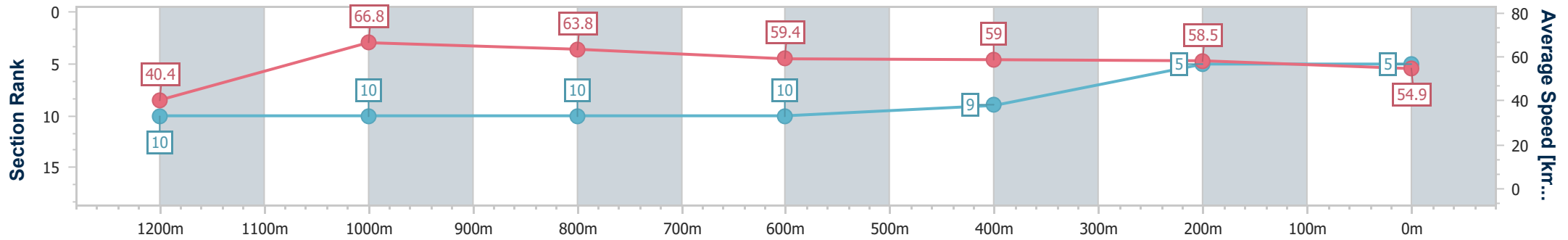
Race 2: THE JESSE CALLAGHAN Class 1 Plate - 1300m

17 August 2024 - 17:50

Track Rating: Soft 5, Weather: Fine, Rail Position: +4m Entire



Section	Overall	1200m	1000m	800m	600m	400m	200m
Section Times	1:21.00 [5] (0:08.98)	1:12.02 [10] (0:10.77)	1:01.25 [10] (0:11.36)	0:49.89 [10] (0:12.18)	0:37.71 [10] (0:12.28)	0:25.43 [9] (0:12.29)	0:13.14 [5] (0:13.14)
Average Speed [km/h]	40.4	66.8	63.8	59.4	59.0	58.5	54.9
Top Speed [km/h]	64.0	68.4	66.9	61.0	61.9	60.3	57.5
Avg. Dist. to Rail [m]	5.8	0.5	1.3	1.8	1.4	0.5	1.7
Avg. Stride Freq. [Hz]	2.2	2.5	2.5	2.4	2.4	2.4	2.4
Avg. Stride Length [m]	5.1	7.3	7.2	6.8	6.8	6.7	6.4



- [ ] Ranking at each section and finish
- .-.- No data available at this section
- NA No data available



Horse/Jockey Name	Gleefilly
Final Rank	6
Fastest Section Time (Section)	0:08.60 (Overall)
Top Speed [km/h] (Section)	68.4 (1200m)
Race State	Finished



Toowoomba QLD Professional

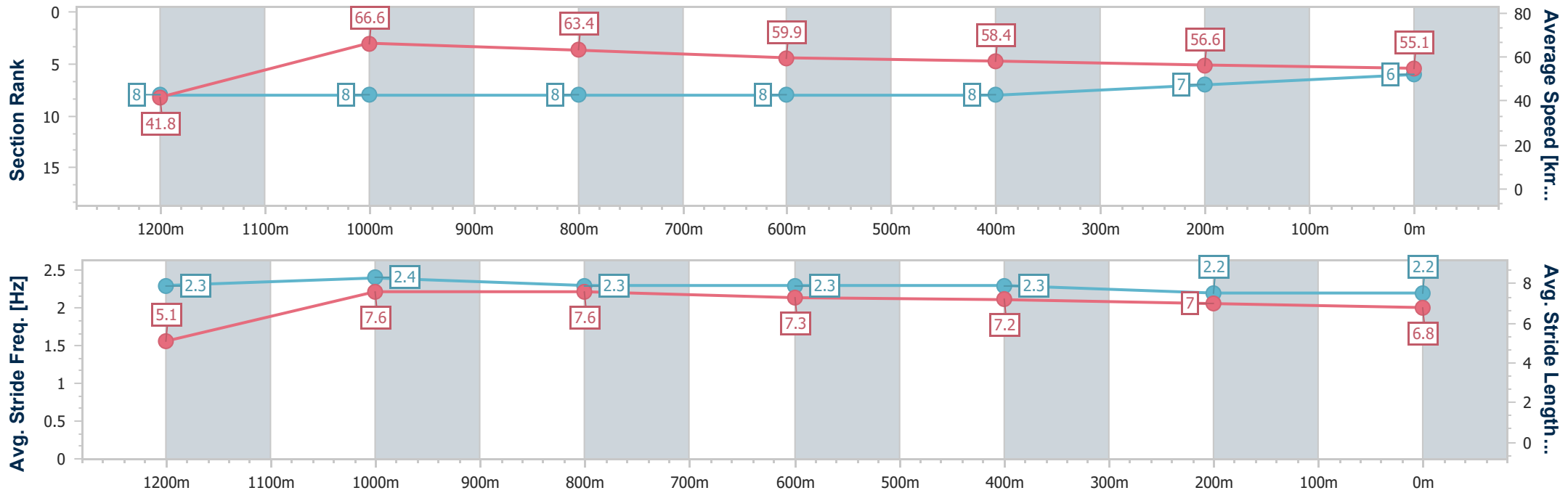
Race 2: THE JESSE CALLAGHAN Class 1 Plate - 1300m

17 August 2024 - 17:50



Track Rating: Soft 5, Weather: Fine, Rail Position: +4m Entire

Section	Overall	1200m	1000m	800m	600m	400m	200m
Section Times	1:21.21 [6] (0:08.60)	1:12.61 [8] (0:10.82)	1:01.79 [8] (0:11.45)	0:50.34 [8] (0:12.11)	0:38.23 [8] (0:12.45)	0:25.78 [8] (0:12.74)	0:13.04 [7] (0:13.04)
Average Speed [km/h]	41.8	66.6	63.4	59.9	58.4	56.6	55.1
Top Speed [km/h]	63.9	68.4	66.6	62.1	60.6	58.6	56.7
Avg. Dist. to Rail [m]	4.3	2.1	2.3	2.3	1.8	0.5	0.9
Avg. Stride Freq. [Hz]	2.3	2.4	2.3	2.3	2.3	2.2	2.2
Avg. Stride Length [m]	5.1	7.6	7.6	7.3	7.2	7.0	6.8



- [ ] Ranking at each section and finish
- .-.- No data available at this section
- NA No data available



Horse/Jockey Name	Nerano
Final Rank	7
Fastest Section Time (Section)	0:08.59 (Overall)
Top Speed [km/h] (Section)	71.2 (1200m)
Race State	Finished



Toowoomba QLD Professional

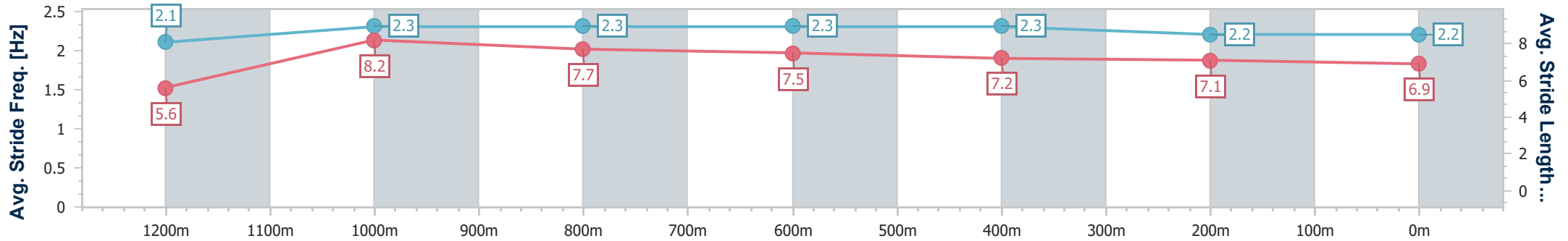
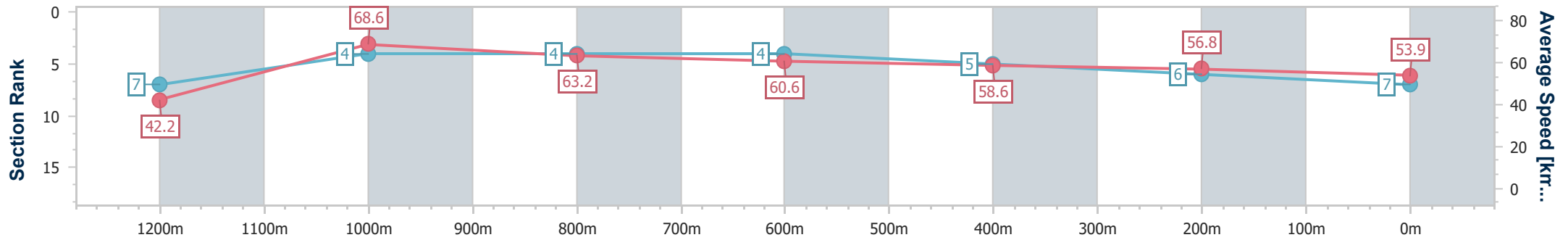
Race 2: THE JESSE CALLAGHAN Class 1 Plate - 1300m

17 August 2024 - 17:50

Track Rating: Soft 5, Weather: Fine, Rail Position: +4m Entire



Section	Overall	1200m	1000m	800m	600m	400m	200m
Section Times	1:21.37 [7] (0:08.59)	1:12.78 [7] (0:10.53)	1:02.25 [4] (0:11.46)	0:50.79 [4] (0:12.07)	0:38.72 [4] (0:12.54)	0:26.18 [5] (0:12.82)	0:13.36 [6] (0:13.36)
Average Speed [km/h]	42.2	68.6	63.2	60.6	58.6	56.8	53.9
Top Speed [km/h]	71.1	71.2	66.3	62.7	60.6	58.0	55.1
Avg. Dist. to Rail [m]	6.0	3.2	2.2	4.4	4.2	2.4	2.6
Avg. Stride Freq. [Hz]	2.1	2.3	2.3	2.3	2.3	2.2	2.2
Avg. Stride Length [m]	5.6	8.2	7.7	7.5	7.2	7.1	6.9



- [ ] Ranking at each section and finish
- .-.- No data available at this section
- NA No data available



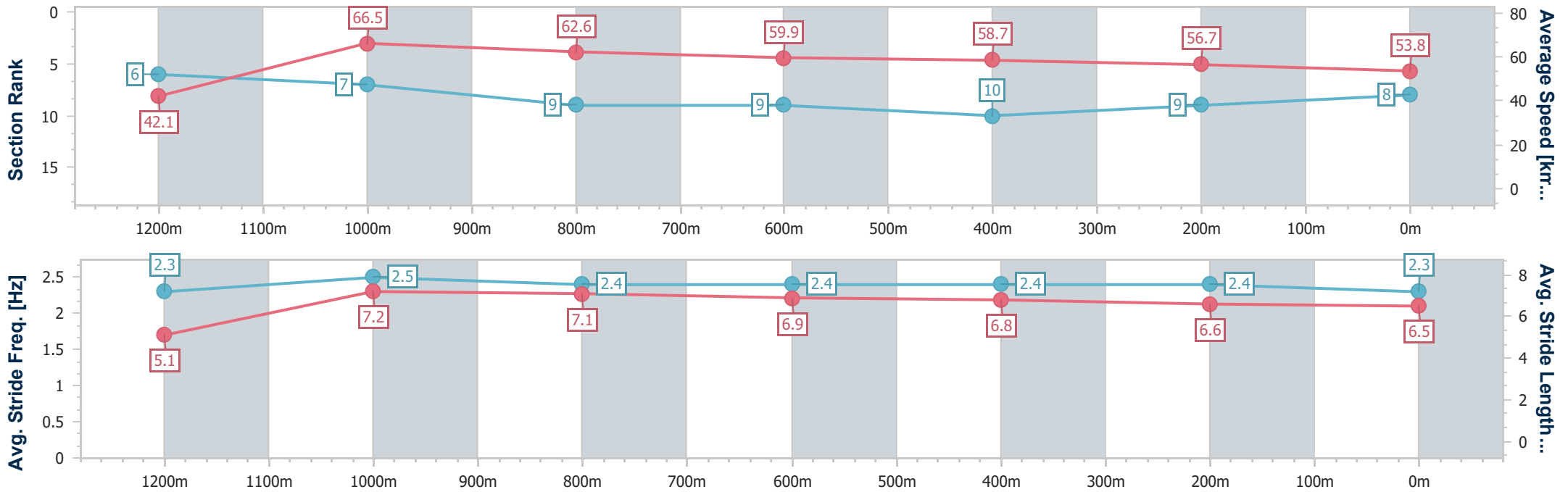
Horse/Jockey Name	Shotgun Sixtyfour
Final Rank	8
Fastest Section Time (Section)	0:08.56 (Overall)
Top Speed [km/h] (Section)	68.6 (1200m)
Race State	Finished



Toowoomba QLD Professional  
 Race 2: THE JESSE CALLAGHAN Class 1 Plate - 1300m  
 17 August 2024 - 17:50  
 Track Rating: Soft 5, Weather: Fine, Rail Position: +4m Entire



Section	Overall	1200m	1000m	800m	600m	400m	200m
Section Times	1:21.81 [8] (0:08.56)	1:13.25 [6] (0:10.85)	1:02.40 [7] (0:11.66)	0:50.74 [9] (0:12.16)	0:38.58 [9] (0:12.46)	0:26.12 [10] (0:12.75)	0:13.37 [9] (0:13.37)
Average Speed [km/h]	42.1	66.5	62.6	59.9	58.7	56.7	53.8
Top Speed [km/h]	65.4	68.6	64.7	61.9	60.6	58.3	56.1
Avg. Dist. to Rail [m]	7.0	4.2	3.8	3.5	3.1	0.8	0.2
Avg. Stride Freq. [Hz]	2.3	2.5	2.4	2.4	2.4	2.4	2.3
Avg. Stride Length [m]	5.1	7.2	7.1	6.9	6.8	6.6	6.5



- [ ] Ranking at each section and finish
- .-.- No data available at this section
- NA No data available



Horse/Jockey Name	Champinsky
Final Rank	9
Fastest Section Time (Section)	0:08.70 (Overall)
Top Speed [km/h] (Section)	68.7 (1200m)
Race State	Finished



Toowoomba QLD Professional

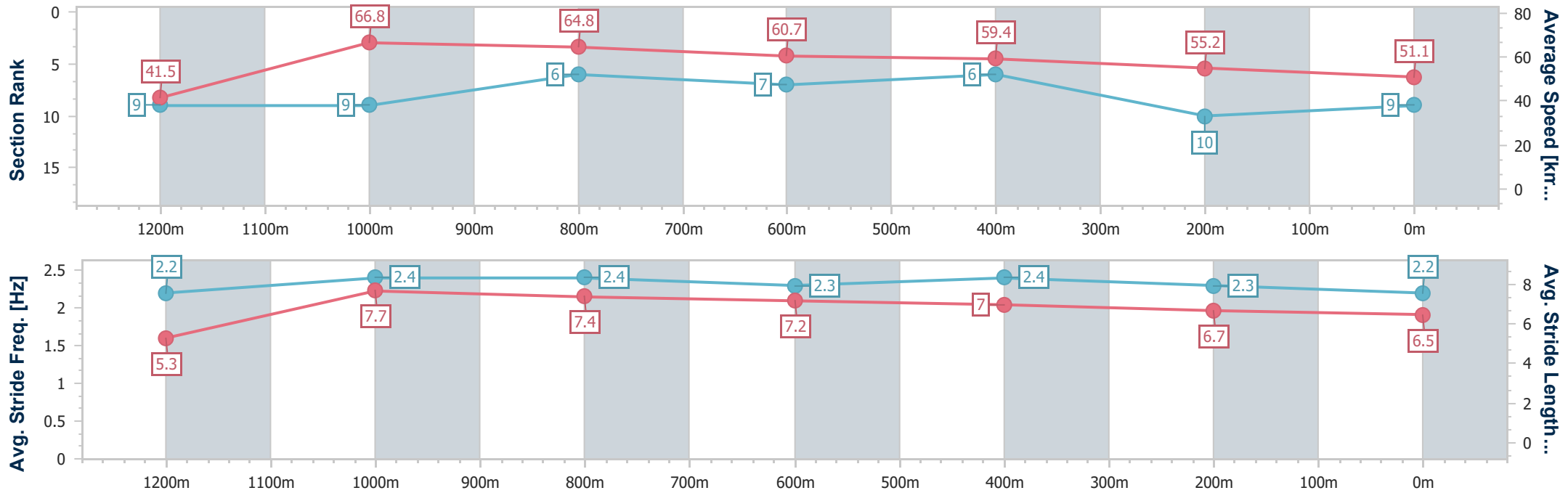
Race 2: THE JESSE CALLAGHAN Class 1 Plate - 1300m

17 August 2024 - 17:50

Track Rating: Soft 5, Weather: Fine, Rail Position: +4m Entire



Section	Overall	1200m	1000m	800m	600m	400m	200m
Section Times	1:22.58 [9] (0:08.70)	1:13.88 [9] (0:10.79)	1:03.09 [9] (0:11.36)	0:51.73 [6] (0:12.04)	0:39.69 [7] (0:12.38)	0:27.31 [6] (0:13.24)	0:14.07 [10] (0:14.07)
Average Speed [km/h]	41.5	66.8	64.8	60.7	59.4	55.2	51.1
Top Speed [km/h]	65.9	68.7	66.4	62.8	61.1	57.2	53.0
Avg. Dist. to Rail [m]	10.9	6.5	5.7	5.3	3.9	4.6	5.2
Avg. Stride Freq. [Hz]	2.2	2.4	2.4	2.3	2.4	2.3	2.2
Avg. Stride Length [m]	5.3	7.7	7.4	7.2	7.0	6.7	6.5



- [ ] Ranking at each section and finish
- .-.- No data available at this section
- NA No data available



Horse/Jockey Name	Oneofthetwelve
Final Rank	10
Fastest Section Time (Section)	0:08.48 (Overall)
Top Speed [km/h] (Section)	70.8 (1200m)
Race State	Finished



Toowoomba QLD Professional

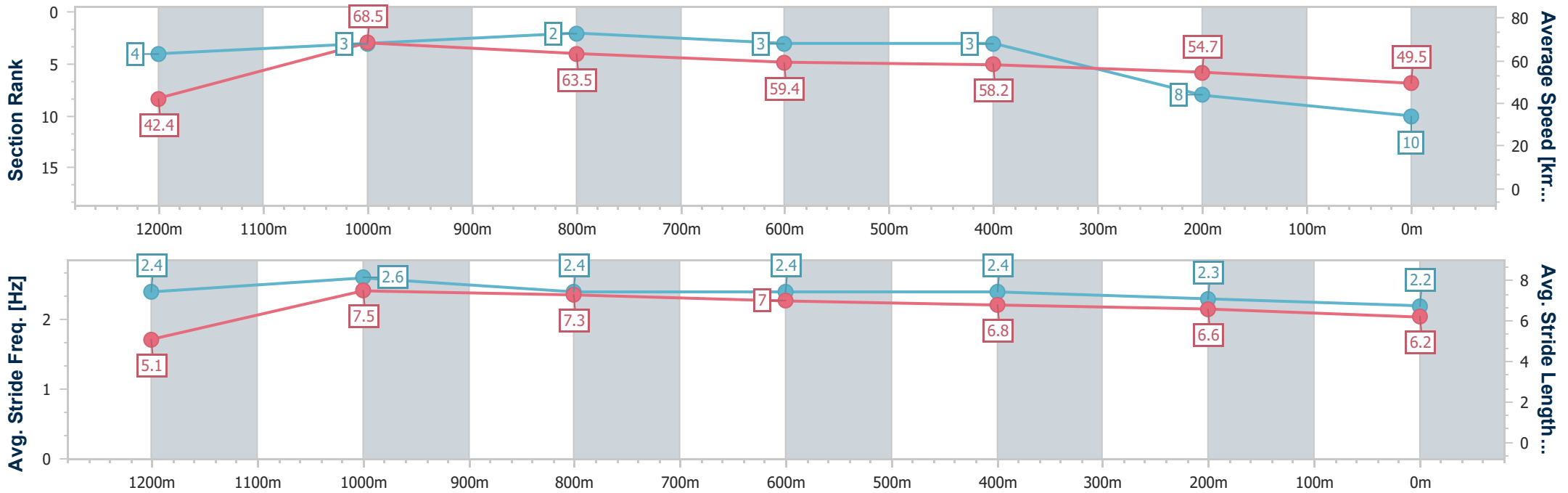
Race 2: THE JESSE CALLAGHAN Class 1 Plate - 1300m

17 August 2024 - 17:50

Track Rating: Soft 5, Weather: Fine, Rail Position: +4m Entire



Section	Overall	1200m	1000m	800m	600m	400m	200m
Section Times	1:22.90 [10] (0:08.48)	1:14.42 [4] (0:10.56)	1:03.86 [3] (0:11.38)	0:52.48 [2] (0:12.21)	0:40.27 [3] (0:12.46)	0:27.81 [3] (0:13.29)	0:14.52 [8]
Average Speed [km/h]	42.4	68.5	63.5	59.4	58.2	54.7	49.5
Top Speed [km/h]	67.1	70.8	65.6	60.7	60.0	55.6	53.6
Avg. Dist. to Rail [m]	8.9	2.8	1.2	1.7	1.4	2.5	1.4
Avg. Stride Freq. [Hz]	2.4	2.6	2.4	2.4	2.4	2.3	2.2
Avg. Stride Length [m]	5.1	7.5	7.3	7.0	6.8	6.6	6.2



- [ ] Ranking at each section and finish
- .-.- No data available at this section
- NA No data available





# Toowoomba QLD Professional

## Race 3: VIEW HOTEL BRISBANE BENCHMARK 62 Handicap - 1890m

17 August 2024 - 18:27



Track Rating: Soft 5, Weather: Fine, Rail Position: +4m Entire

Section	Field Times	Overall	1600m	1400m	1200m	1000m	800m	600m	Last 600m				
		2:02.74 (0:23.13)	1:39.61 (0:11.26)	1:28.35 (0:11.71)	1:16.64 (0:12.19)	1:04.45 (0:12.95)	0:51.50 (0:12.93)	0:38.57 (0:13.01)	0:38.57				
Rank	TAB Horse/Jockey	Barrier	Top Speed [km/h]	Fastest Section					Distance Travelled [m]				
1	3 POWER PACK Dylan Bennett	16	65.1 1600m	0:11.27 1600m	2:02.74 [1] (0:23.32)	1:39.42 [3] (0:11.27)	1:28.15 [3] (0:11.85)	1:16.30 [3] (0:12.24)	1:04.06 [3] (0:12.94)	0:51.12 [3] (0:12.97)	0:38.15 [3] (0:12.90)	0:38.15	
2	10 ZOU ZOUAMORE Nozi Tomizawa	17	66.1 1600m	0:11.10 1600m	2:02.95 [2] (0:23.30)	1:39.65 [2] (0:11.10)	1:28.55 [2] (0:11.77)	1:16.78 [2] (0:12.20)	1:04.58 [2] (0:12.94)	0:51.64 [2] (0:12.97)	0:38.67 [2] (0:12.92)	0:38.67	+4
3	7 VISUAL ELEMENT Les Tilley	2	65.7 1600m	0:11.37 1600m	2:03.28 [3] (0:23.76)	1:39.52 [7] (0:11.37)	1:28.15 [6] (0:11.74)	1:16.41 [6] (0:12.39)	1:04.02 [6] (0:12.83)	0:51.19 [6] (0:12.98)	0:38.21 [8] (0:12.89)	0:38.21	+0
4	2 VAN GOGH Shania Willis	15	65.8 1600m	0:11.26 1600m	2:03.53 [4] (0:23.13)	1:40.40 [1] (0:11.26)	1:29.14 [1] (0:11.71)	1:17.43 [1] (0:12.19)	1:05.24 [1] (0:12.95)	0:52.29 [1] (0:12.93)	0:39.36 [1] (0:13.01)	0:39.36	-9
5	5 ARCHER'S GAME Chelsea Baker	9	63.9 Overall	0:11.54 1600m	2:03.61 [5] (0:23.67)	1:39.94 [6] (0:11.54)	1:28.40 [7] (0:11.96)	1:16.44 [7] (0:12.13)	1:04.31 [7] (0:12.81)	0:51.50 [7] (0:12.93)	0:38.57 [7] (0:13.14)	0:38.57	+7
6	6 DROP THE PILOT Stacey Callow	8	64.6 1400m	0:11.44 1600m	2:03.64 [6] (0:24.10)	1:39.54 [9] (0:11.44)	1:28.10 [9] (0:11.81)	1:16.29 [8] (0:12.17)	1:04.12 [8] (0:12.79)	0:51.33 [8] (0:12.66)	0:38.67 [5] (0:12.92)	0:38.67	+4
7	1 GUTS 'N' GLORY Landan Sykes	14	64.9 1600m	0:11.48 1600m	2:03.89 [7] (0:23.94)	1:39.95 [8] (0:11.48)	1:28.47 [8] (0:12.01)	1:16.46 [9] (0:12.17)	1:04.29 [9] (0:12.89)	0:51.40 [9] (0:12.82)	0:38.58 [9] (0:12.77)	0:38.58	+9
8	9 RUBAAHY Kenji Yoshida	5	65.3 1600m	0:11.37 1600m	2:04.12 [8] (0:23.65)	1:40.47 [5] (0:11.37)	1:29.10 [5] (0:11.81)	1:17.29 [5] (0:12.19)	1:05.10 [4] (0:12.87)	0:52.23 [4] (0:12.94)	0:39.29 [4] (0:12.92)	0:39.29	+4
9	12 READY TO THUNDER Luke Tarrant	13	64.2 1600m	0:11.50 1600m	2:04.64 [9] (0:24.55)	1:40.09 [10] (0:11.50)	1:28.59 [10] (0:11.99)	1:16.60 [10] (0:12.22)	1:04.38 [10] (0:12.81)	0:51.57 [10] (0:12.65)	0:38.92 [10] (0:12.86)	0:38.92	+2
10	13 HE'S VIRAL Montanna Savva	1	65.6 1600m	0:11.28 1600m	2:04.79 [10] (0:23.55)	1:41.24 [4] (0:11.28)	1:29.96 [4] (0:11.85)	1:18.11 [4] (0:12.39)	1:05.72 [5] (0:13.00)	0:52.72 [5] (0:12.95)	0:39.77 [6] (0:13.07)	0:39.77	-4

Scratched: Whyteepee (#11), Winston Blue (#14), Another Dazzler (#15), Waitakere (#16), Yangari (#4), Our Spider (#17), Mortar (#8)

[ ] Ranking at each section and finish  
 -:-:- No data available at this section  
 NA No data available

SCN Saddle cloth number  
 DNF Did not finish  
 DNT Did not track



# Toowoomba QLD Professional

## Race 3: VIEW HOTEL BRISBANE BENCHMARK 62 Handicap - 1890m

17 August 2024 - 18:27



Track Rating: Soft 5, Weather: Fine, Rail Position: +4m Entire

Section			400m	200m			Last 600m			
Field Times			0:25.56 (0:12.75)	0:12.81 (0:12.81)			0:38.57			
Rank	TAB	Horse/Jockey	Barrier	Top Speed [km/h]	Fastest Section	Margin		Distance Travelled [m]		
1	3	<b>POWER PACK</b> Dylan Bennett	16	65.1 1600m	0:11.27 1600m	0:25.25 [3] (0:12.51)	0:12.74 [2] (0:12.74)	2:02.74	0:38.15	
2	10	<b>ZOU ZOUAMORE</b> Nozi Tomizawa	17	66.1 1600m	0:11.10 1600m	0:25.75 [2] (0:12.73)	0:13.02 [1] (0:13.02)	1.3L	0:38.67	+4
3	7	<b>VISUAL ELEMENT</b> Les Tilley	2	65.7 1600m	0:11.37 1600m	0:25.32 [6] (0:12.62)	0:12.70 [4] (0:12.70)	3.1L	0:38.21	+0
4	2	<b>VAN GOGH</b> Shania Willis	15	65.8 1600m	0:11.26 1600m	0:26.35 [1] (0:12.86)	0:13.49 [3] (0:13.49)	4.4L	0:39.36	-9
5	5	<b>ARCHER'S GAME</b> Chelsea Baker	9	63.9 Overall	0:11.54 1600m	0:25.43 [9] (0:12.85)	0:12.58 [7] (0:12.58)	4.8L	0:38.57	+7
6	6	<b>DROP THE PILOT</b> Stacey Callow	8	64.6 1400m	0:11.44 1600m	0:25.75 [5] (0:12.93)	0:12.82 [6] (0:12.82)	5L	0:38.67	+4
7	1	<b>GUTS 'N' GLORY</b> Landan Sykes	14	64.9 1600m	0:11.48 1600m	0:25.81 [7] (0:12.95)	0:12.86 [8] (0:12.86)	6.3L	0:38.58	+9
8	9	<b>RUBAAHY</b> Kenji Yoshida	5	65.3 1600m	0:11.37 1600m	0:26.37 [4] (0:12.96)	0:13.41 [5] (0:13.41)	7.6L	0:39.29	+4
9	12	<b>READY TO THUNDER</b> Luke Tarrant	13	64.2 1600m	0:11.50 1600m	0:26.06 [10] (0:12.80)	0:13.26 [10] (0:13.26)	10.6L	0:38.92	+2
10	13	<b>HE'S VIRAL</b> Montanna Savva	1	65.6 1600m	0:11.28 1600m	0:26.70 [8] (0:13.14)	0:13.56 [9] (0:13.56)	11.4L	0:39.77	-4

Scratched: Whyteepee (#11), Winston Blue (#14), Another Dazzler (#15), Waitakere (#16), Yangari (#4), Our Spider (#17), Mortar (#8)

[ ] Ranking at each section and finish  
 -:-:- No data available at this section  
 NA No data available

SCN Saddle cloth number  
 DNF Did not finish  
 DNT Did not track



Horse/Jockey Name	Power Pack
Final Rank	1
Fastest Section Time (Section)	0:11.27 (1600m)
Top Speed [km/h] (Section)	65.1 (1600m)
Race State	Finished



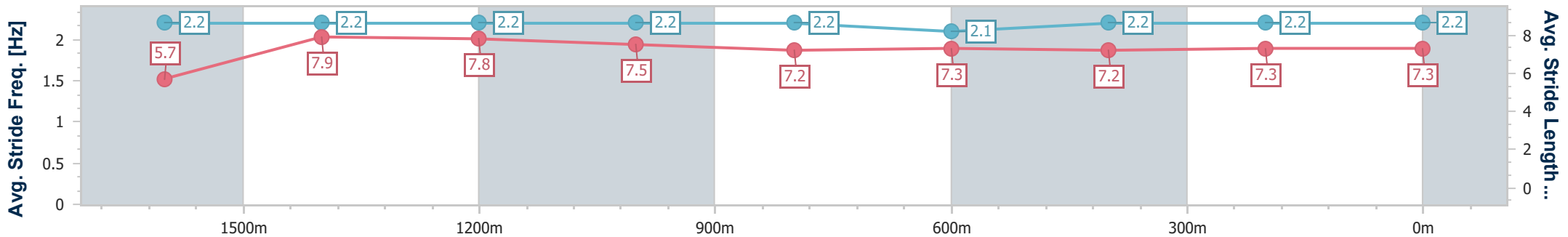
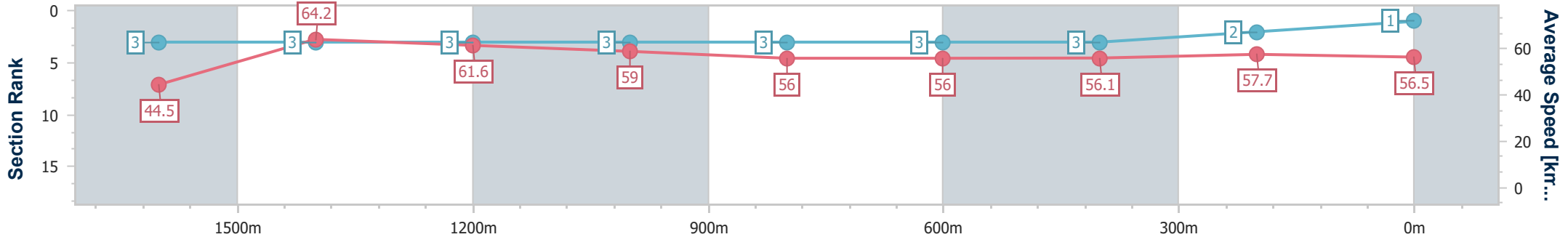
Toowoomba QLD Professional  
Race 3: VIEW HOTEL BRISBANE BENCHMARK 62 Handicap - 1890m



17 August 2024 - 18:27

Track Rating: Soft 5, Weather: Fine, Rail Position: +4m Entire

Section	Overall	1600m	1400m	1200m	1000m	800m	600m	400m	200m
Section Times	2:02.74 [1] (0:23.32)	1:39.42 [3] (0:11.27)	1:28.15 [3] (0:11.85)	1:16.30 [3] (0:12.24)	1:04.06 [3] (0:12.94)	0:51.12 [3] (0:12.97)	0:38.15 [3] (0:12.90)	0:25.25 [3] (0:12.51)	0:12.74 [2] (0:12.74)
Average Speed [km/h]	44.5	64.2	61.6	59.0	56.0	56.0	56.1	57.7	56.5
Top Speed [km/h]	63.3	65.1	64.0	61.7	58.1	56.4	57.0	58.6	57.9
Avg. Dist. to Rail [m]	4.1	0.7	2.7	3.3	2.7	1.9	1.1	1.3	4.0
Avg. Stride Freq. [Hz]	2.2	2.2	2.2	2.2	2.2	2.1	2.2	2.2	2.2
Avg. Stride Length [m]	5.7	7.9	7.8	7.5	7.2	7.3	7.2	7.3	7.3



- [ ] Ranking at each section and finish
- .-.- No data available at this section
- NA No data available



Horse/Jockey Name	Zou Zouamore
Final Rank	2
Fastest Section Time (Section)	0:11.10 (1600m)
Top Speed [km/h] (Section)	66.1 (1600m)
Race State	Finished



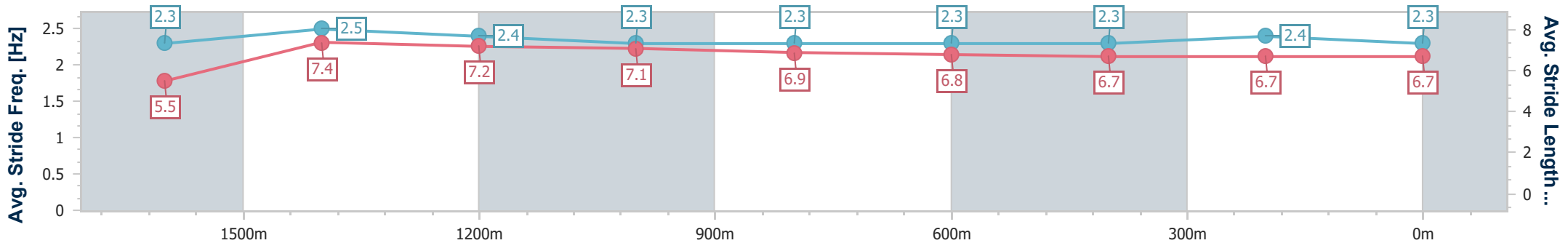
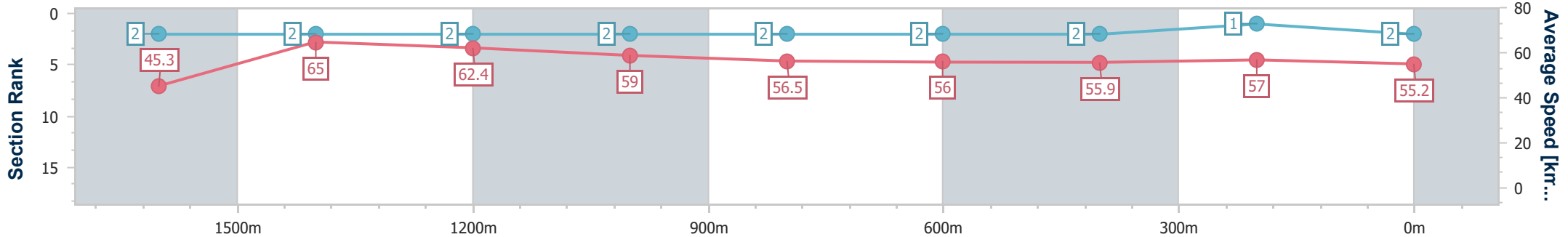
Toowoomba QLD Professional  
Race 3: VIEW HOTEL BRISBANE BENCHMARK 62 Handicap - 1890m



17 August 2024 - 18:27

Track Rating: Soft 5, Weather: Fine, Rail Position: +4m Entire

Section	Overall	1600m	1400m	1200m	1000m	800m	600m	400m	200m
Section Times	2:02.95 [2] (0:23.30)	1:39.65 [2] (0:11.10)	1:28.55 [2] (0:11.77)	1:16.78 [2] (0:12.20)	1:04.58 [2] (0:12.94)	0:51.64 [2] (0:12.97)	0:38.67 [2] (0:12.92)	0:25.75 [2] (0:12.73)	0:13.02 [1] (0:13.02)
Average Speed [km/h]	45.3	65.0	62.4	59.0	56.5	56.0	55.9	57.0	55.2
Top Speed [km/h]	65.8	66.1	65.1	62.2	57.0	56.9	57.0	58.0	56.7
Avg. Dist. to Rail [m]	5.4	1.2	3.0	3.9	3.7	2.1	0.7	1.4	1.0
Avg. Stride Freq. [Hz]	2.3	2.5	2.4	2.3	2.3	2.3	2.3	2.4	2.3
Avg. Stride Length [m]	5.5	7.4	7.2	7.1	6.9	6.8	6.7	6.7	6.7



- [ ] Ranking at each section and finish
- .-.- No data available at this section
- NA No data available



Horse/Jockey Name	Visual Element
Final Rank	3
Fastest Section Time (Section)	0:11.37 (1600m)
Top Speed [km/h] (Section)	65.7 (1600m)
Race State	Finished



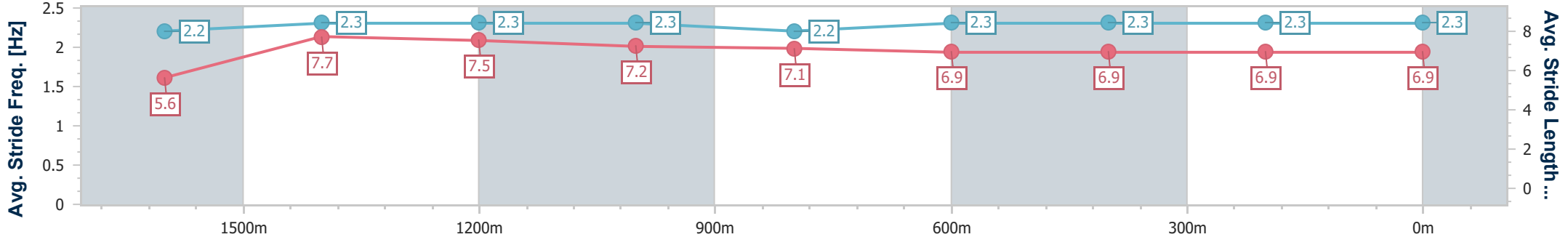
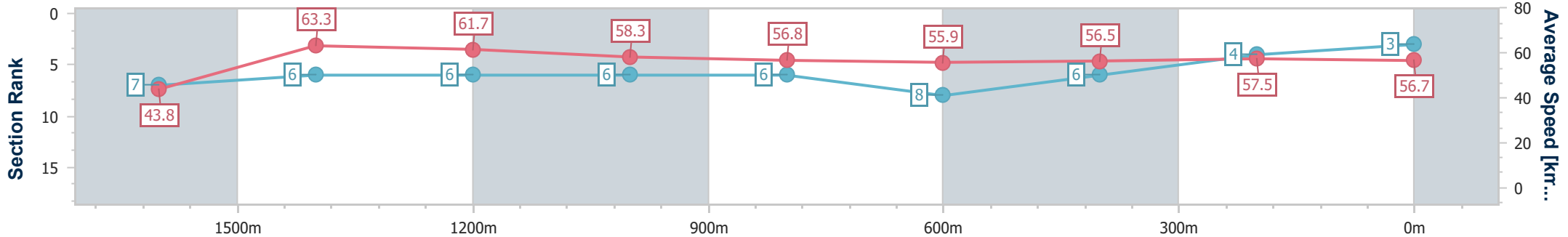
Toowoomba QLD Professional  
Race 3: VIEW HOTEL BRISBANE BENCHMARK 62 Handicap - 1890m



17 August 2024 - 18:27

Track Rating: Soft 5, Weather: Fine, Rail Position: +4m Entire

Section	Overall	1600m	1400m	1200m	1000m	800m	600m	400m	200m
Section Times	2:03.28 [3] (0:23.76)	1:39.52 [7] (0:11.37)	1:28.15 [6] (0:11.74)	1:16.41 [6] (0:12.39)	1:04.02 [6] (0:12.83)	0:51.19 [6] (0:12.98)	0:38.21 [8] (0:12.89)	0:25.32 [6] (0:12.62)	0:12.70 [4] (0:12.70)
Average Speed [km/h]	43.8	63.3	61.7	58.3	56.8	55.9	56.5	57.5	56.7
Top Speed [km/h]	61.7	65.7	63.0	60.6	58.0	57.1	57.8	59.2	58.7
Avg. Dist. to Rail [m]	3.5	0.2	1.3	2.2	2.4	2.3	1.9	3.0	3.9
Avg. Stride Freq. [Hz]	2.2	2.3	2.3	2.3	2.2	2.3	2.3	2.3	2.3
Avg. Stride Length [m]	5.6	7.7	7.5	7.2	7.1	6.9	6.9	6.9	6.9



- [ ] Ranking at each section and finish
- .-.- No data available at this section
- NA No data available



Horse/Jockey Name	Van Gogh
Final Rank	4
Fastest Section Time (Section)	0:11.26 (1600m)
Top Speed [km/h] (Section)	65.8 (1600m)
Race State	Finished



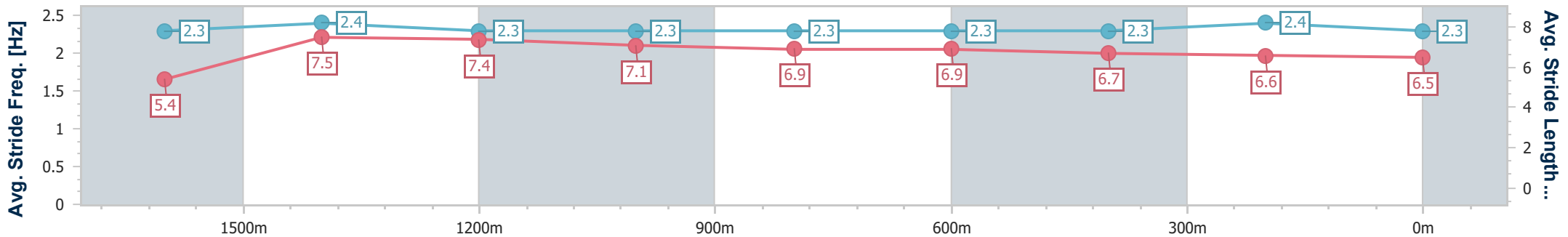
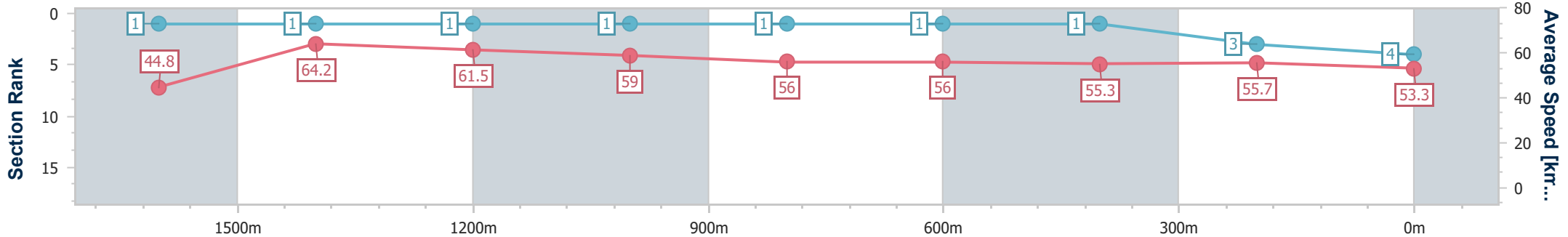
Toowoomba QLD Professional  
Race 3: VIEW HOTEL BRISBANE BENCHMARK 62 Handicap - 1890m



17 August 2024 - 18:27

Track Rating: Soft 5, Weather: Fine, Rail Position: +4m Entire

Section	Overall	1600m	1400m	1200m	1000m	800m	600m	400m	200m
Section Times	2:03.53 [4] (0:23.13)	1:40.40 [1] (0:11.26)	1:29.14 [1] (0:11.71)	1:17.43 [1] (0:12.19)	1:05.24 [1] (0:12.95)	0:52.29 [1] (0:12.93)	0:39.36 [1] (0:13.01)	0:26.35 [1] (0:12.86)	0:13.49 [3] (0:13.49)
Average Speed [km/h]	44.8	64.2	61.5	59.0	56.0	56.0	55.3	55.7	53.3
Top Speed [km/h]	63.8	65.8	63.7	61.1	57.1	56.9	56.7	56.8	55.5
Avg. Dist. to Rail [m]	4.4	0.3	0.9	2.0	2.4	1.0	0.4	0.8	0.7
Avg. Stride Freq. [Hz]	2.3	2.4	2.3	2.3	2.3	2.3	2.3	2.4	2.3
Avg. Stride Length [m]	5.4	7.5	7.4	7.1	6.9	6.9	6.7	6.6	6.5



- [ ] Ranking at each section and finish
- .-.- No data available at this section
- NA No data available



Horse/Jockey Name	Archer's Game
Final Rank	5
Fastest Section Time (Section)	0:11.54 (1600m)
Top Speed [km/h] (Section)	63.9 (Overall)
Race State	Finished



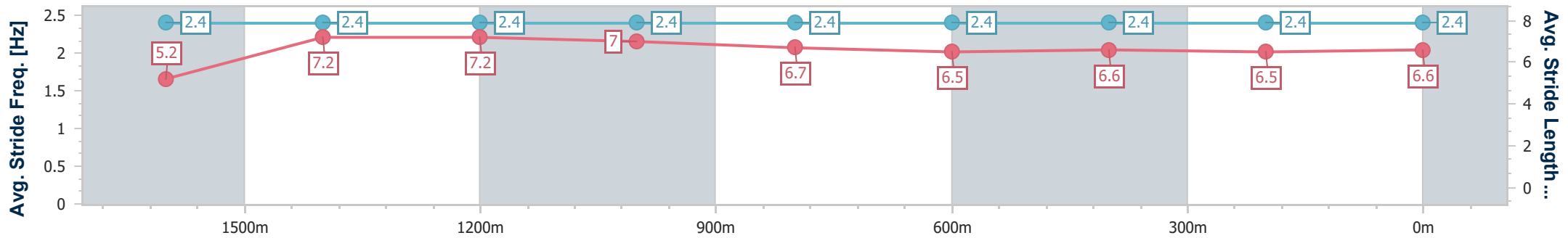
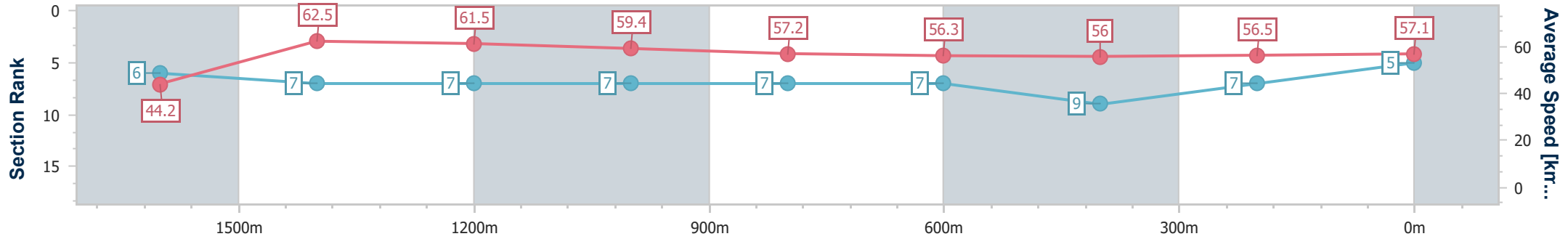
Toowoomba QLD Professional  
Race 3: VIEW HOTEL BRISBANE BENCHMARK 62 Handicap - 1890m



17 August 2024 - 18:27

Track Rating: Soft 5, Weather: Fine, Rail Position: +4m Entire

Section	Overall	1600m	1400m	1200m	1000m	800m	600m	400m	200m
Section Times	2:03.61 [5] (0:23.67)	1:39.94 [6] (0:11.54)	1:28.40 [7] (0:11.96)	1:16.44 [7] (0:12.13)	1:04.31 [7] (0:12.81)	0:51.50 [7] (0:12.93)	0:38.57 [7] (0:13.14)	0:25.43 [9] (0:12.85)	0:12.58 [7] (0:12.58)
Average Speed [km/h]	44.2	62.5	61.5	59.4	57.2	56.3	56.0	56.5	57.1
Top Speed [km/h]	63.9	63.5	62.4	61.4	58.6	58.5	57.5	58.3	58.6
Avg. Dist. to Rail [m]	3.5	2.2	3.2	3.8	4.1	3.9	4.0	2.2	2.5
Avg. Stride Freq. [Hz]	2.4	2.4	2.4	2.4	2.4	2.4	2.4	2.4	2.4
Avg. Stride Length [m]	5.2	7.2	7.2	7.0	6.7	6.5	6.6	6.5	6.6



- [ ] Ranking at each section and finish
- .-.- No data available at this section
- NA No data available



Horse/Jockey Name	Drop The Pilot
Final Rank	6
Fastest Section Time (Section)	0:11.44 (1600m)
Top Speed [km/h] (Section)	64.6 (1400m)
Race State	Finished



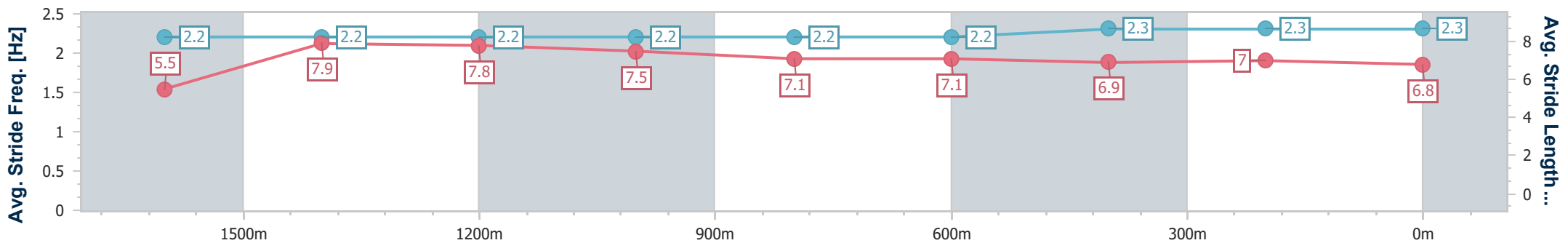
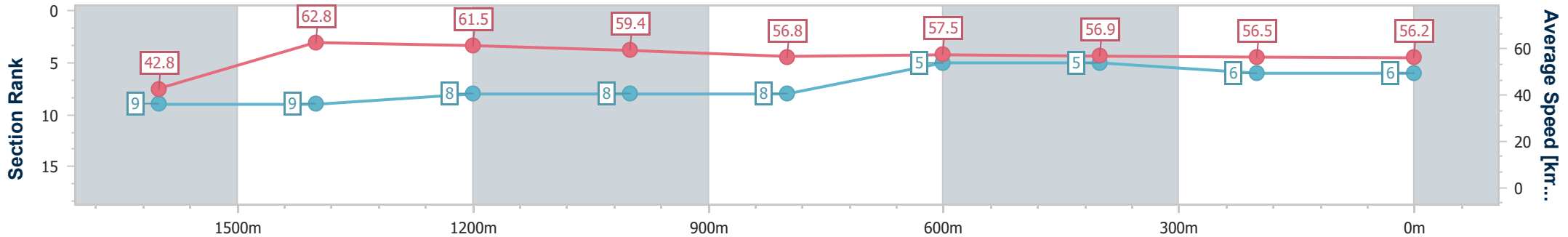
Toowoomba QLD Professional  
Race 3: VIEW HOTEL BRISBANE BENCHMARK 62 Handicap - 1890m



17 August 2024 - 18:27

Track Rating: Soft 5, Weather: Fine, Rail Position: +4m Entire

Section	Overall	1600m	1400m	1200m	1000m	800m	600m	400m	200m
Section Times	2:03.64 [6] (0:24.10)	1:39.54 [9] (0:11.44)	1:28.10 [9] (0:11.81)	1:16.29 [8] (0:12.17)	1:04.12 [8] (0:12.79)	0:51.33 [8] (0:12.66)	0:38.67 [5] (0:12.92)	0:25.75 [5] (0:12.93)	0:12.82 [6] (0:12.82)
Average Speed [km/h]	42.8	62.8	61.5	59.4	56.8	57.5	56.9	56.5	56.2
Top Speed [km/h]	62.0	64.5	64.6	60.6	58.0	58.8	58.0	57.0	57.2
Avg. Dist. to Rail [m]	4.9	0.5	1.9	2.7	3.2	3.4	3.4	4.2	4.4
Avg. Stride Freq. [Hz]	2.2	2.2	2.2	2.2	2.2	2.2	2.3	2.3	2.3
Avg. Stride Length [m]	5.5	7.9	7.8	7.5	7.1	7.1	6.9	7.0	6.8



- [ ] Ranking at each section and finish
- .-.- No data available at this section
- NA No data available





Horse/Jockey Name	Guts 'N' Glory
Final Rank	7
Fastest Section Time (Section)	0:11.48 (1600m)
Top Speed [km/h] (Section)	64.9 (1600m)
Race State	Finished



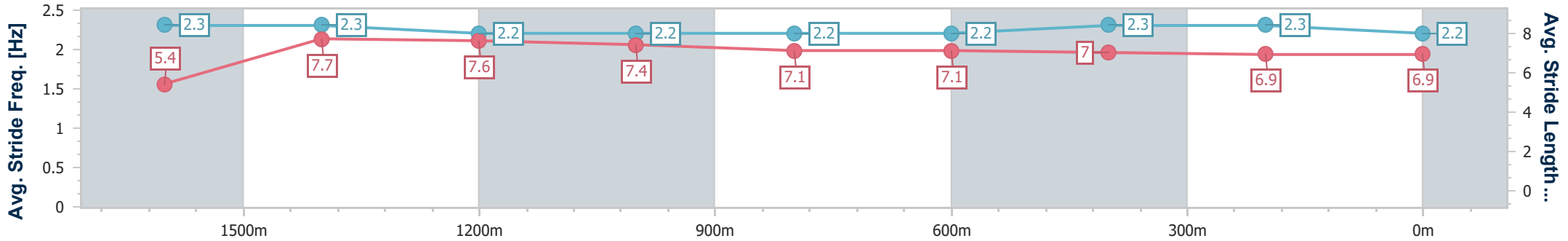
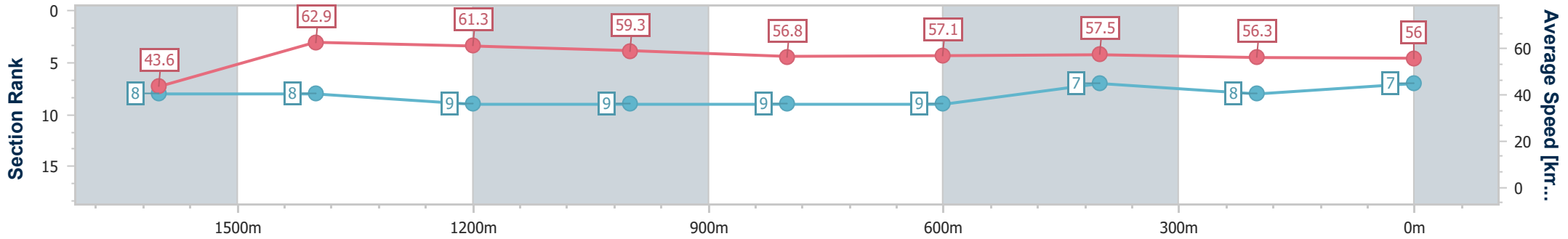
Toowoomba QLD Professional  
Race 3: VIEW HOTEL BRISBANE BENCHMARK 62 Handicap - 1890m



17 August 2024 - 18:27

Track Rating: Soft 5, Weather: Fine, Rail Position: +4m Entire

Section	Overall	1600m	1400m	1200m	1000m	800m	600m	400m	200m
Section Times	2:03.89 [7] (0:23.94)	1:39.95 [8] (0:11.48)	1:28.47 [8] (0:12.01)	1:16.46 [9] (0:12.17)	1:04.29 [9] (0:12.89)	0:51.40 [9] (0:12.82)	0:38.58 [9] (0:12.77)	0:25.81 [7] (0:12.95)	0:12.86 [8] (0:12.86)
Average Speed [km/h]	43.6	62.9	61.3	59.3	56.8	57.1	57.5	56.3	56.0
Top Speed [km/h]	61.8	64.9	63.3	61.6	58.0	58.0	58.6	57.3	57.5
Avg. Dist. to Rail [m]	3.7	1.4	4.1	4.2	4.0	4.5	3.8	4.3	5.9
Avg. Stride Freq. [Hz]	2.3	2.3	2.2	2.2	2.2	2.2	2.3	2.3	2.2
Avg. Stride Length [m]	5.4	7.7	7.6	7.4	7.1	7.1	7.0	6.9	6.9



- [ ] Ranking at each section and finish
- .-.- No data available at this section
- NA No data available



Horse/Jockey Name	Rubaahy
Final Rank	8
Fastest Section Time (Section)	0:11.37 (1600m)
Top Speed [km/h] (Section)	65.3 (1600m)
Race State	Finished



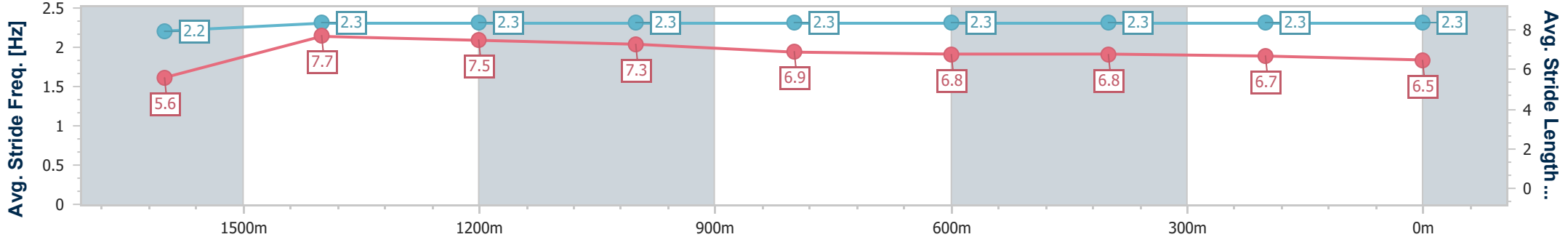
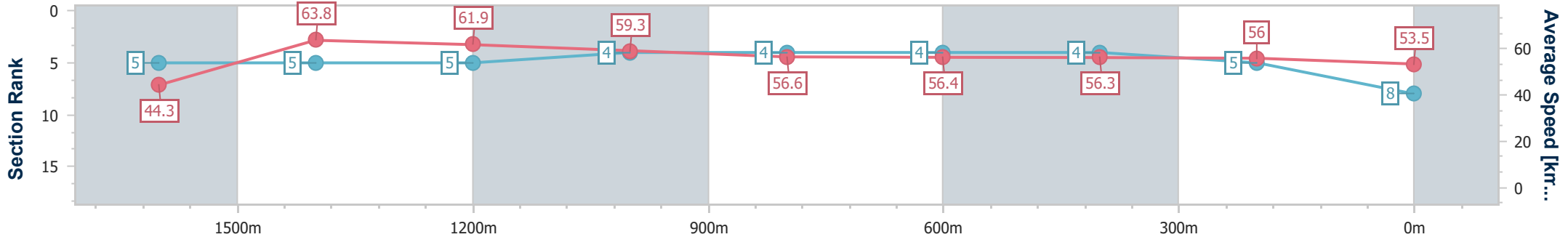
Toowoomba QLD Professional  
Race 3: VIEW HOTEL BRISBANE BENCHMARK 62 Handicap - 1890m



17 August 2024 - 18:27

Track Rating: Soft 5, Weather: Fine, Rail Position: +4m Entire

Section	Overall	1600m	1400m	1200m	1000m	800m	600m	400m	200m
Section Times	2:04.12 [8] (0:23.65)	1:40.47 [5] (0:11.37)	1:29.10 [5] (0:11.81)	1:17.29 [5] (0:12.19)	1:05.10 [4] (0:12.87)	0:52.23 [4] (0:12.94)	0:39.29 [4] (0:12.92)	0:26.37 [4] (0:12.96)	0:13.41 [5] (0:13.41)
Average Speed [km/h]	44.3	63.8	61.9	59.3	56.6	56.4	56.3	56.0	53.5
Top Speed [km/h]	63.0	65.3	63.8	62.1	58.0	57.0	57.5	56.8	55.8
Avg. Dist. to Rail [m]	4.2	1.7	2.9	3.7	3.6	3.4	2.3	1.8	2.1
Avg. Stride Freq. [Hz]	2.2	2.3	2.3	2.3	2.3	2.3	2.3	2.3	2.3
Avg. Stride Length [m]	5.6	7.7	7.5	7.3	6.9	6.8	6.8	6.7	6.5



- [ ] Ranking at each section and finish
- .-.- No data available at this section
- NA No data available



Horse/Jockey Name	Ready To Thunder
Final Rank	9
Fastest Section Time (Section)	0:11.50 (1600m)
Top Speed [km/h] (Section)	64.2 (1600m)
Race State	Finished



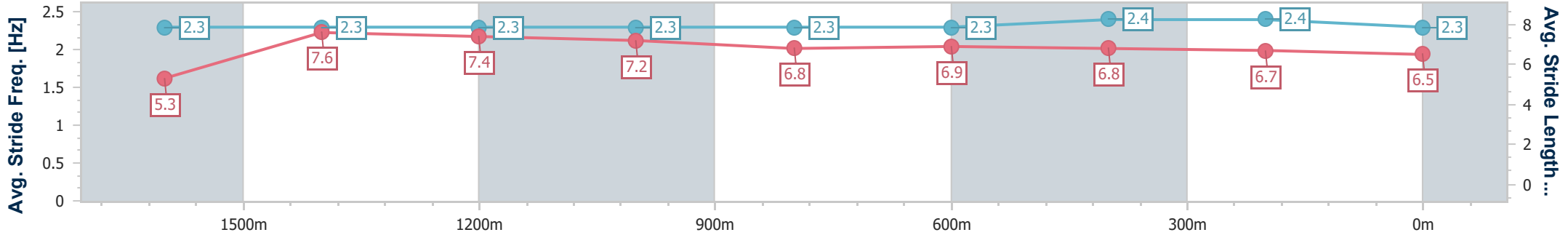
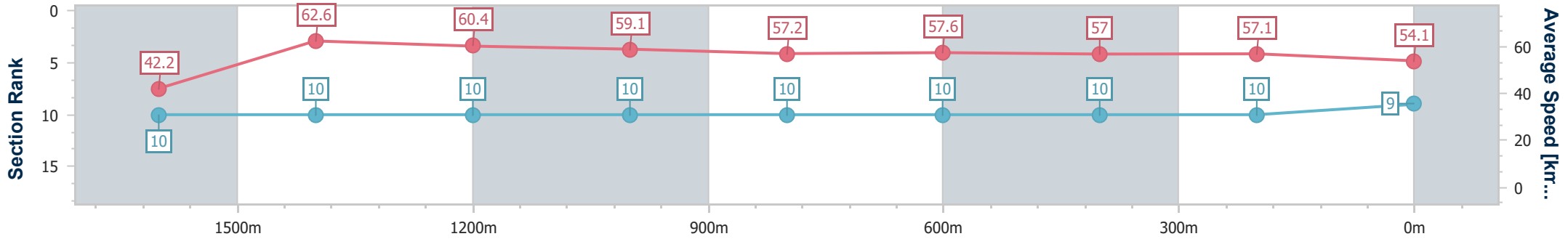
Toowoomba QLD Professional  
Race 3: VIEW HOTEL BRISBANE BENCHMARK 62 Handicap - 1890m



17 August 2024 - 18:27

Track Rating: Soft 5, Weather: Fine, Rail Position: +4m Entire

Section	Overall	1600m	1400m	1200m	1000m	800m	600m	400m	200m
Section Times	2:04.64 [9] (0:24.55)	1:40.09 [10] (0:11.50)	1:28.59 [10] (0:11.99)	1:16.60 [10] (0:12.22)	1:04.38 [10] (0:12.81)	0:51.57 [10] (0:12.65)	0:38.92 [10] (0:12.86)	0:26.06 [10] (0:12.80)	0:13.26 [10] (0:13.26)
Average Speed [km/h]	42.2	62.6	60.4	59.1	57.2	57.6	57.0	57.1	54.1
Top Speed [km/h]	61.5	64.2	62.8	60.7	58.0	58.6	58.2	58.0	56.6
Avg. Dist. to Rail [m]	4.6	0.7	1.8	3.4	4.6	3.8	3.4	4.5	6.4
Avg. Stride Freq. [Hz]	2.3	2.3	2.3	2.3	2.3	2.3	2.4	2.4	2.3
Avg. Stride Length [m]	5.3	7.6	7.4	7.2	6.8	6.9	6.8	6.7	6.5



- [ ] Ranking at each section and finish
- .-.- No data available at this section
- NA No data available



Horse/Jockey Name	He's Viral
Final Rank	10
Fastest Section Time (Section)	0:11.28 (1600m)
Top Speed [km/h] (Section)	65.6 (1600m)
Race State	Finished



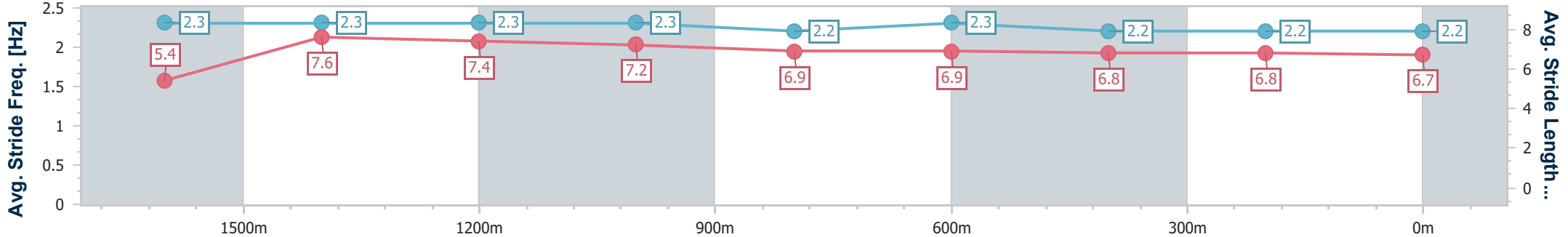
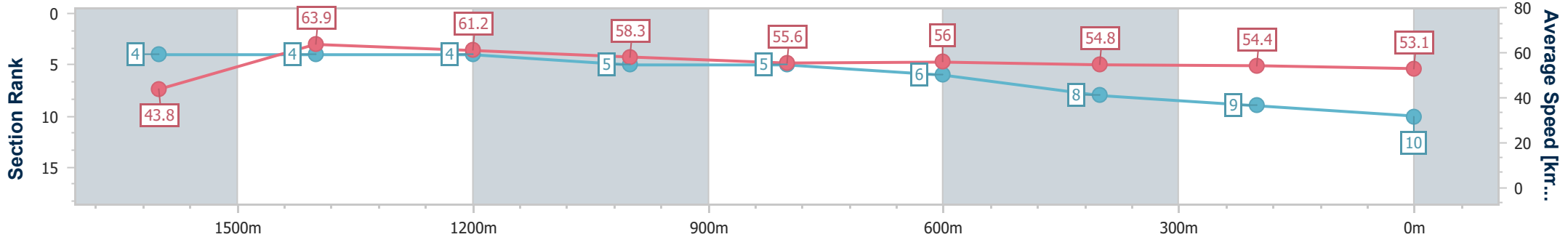
Toowoomba QLD Professional  
Race 3: VIEW HOTEL BRISBANE BENCHMARK 62 Handicap - 1890m



17 August 2024 - 18:27

Track Rating: Soft 5, Weather: Fine, Rail Position: +4m Entire

Section	Overall	1600m	1400m	1200m	1000m	800m	600m	400m	200m
Section Times	2:04.79 [10] (0:23.55)	1:41.24 [4] (0:11.28)	1:29.96 [4] (0:11.85)	1:18.11 [4] (0:12.39)	1:05.72 [5] (0:13.00)	0:52.72 [5] (0:12.95)	0:39.77 [6] (0:13.07)	0:26.70 [8] (0:13.14)	0:13.56 [9]
Average Speed [km/h]	43.8	63.9	61.2	58.3	55.6	56.0	54.8	54.4	53.1
Top Speed [km/h]	61.6	65.6	64.9	59.8	57.4	56.6	56.0	55.2	54.2
Avg. Dist. to Rail [m]	5.2	0.4	1.8	1.8	1.9	1.2	0.7	1.6	0.7
Avg. Stride Freq. [Hz]	2.3	2.3	2.3	2.3	2.2	2.3	2.2	2.2	2.2
Avg. Stride Length [m]	5.4	7.6	7.4	7.2	6.9	6.9	6.8	6.8	6.7



- [ ] Ranking at each section and finish
- .-.- No data available at this section
- NA No data available



# Toowoomba QLD Professional

## Race 4: GERRY BROWN'S SHELVING & STORAGE Class 1 Handicap - 1000m

17 August 2024 - 19:03



Track Rating: Soft 5, Weather: Fine, Rail Position: +4m Entire

Section		Overall	800m	600m	400m	200m	Last 600m					
Field Times		1:00.98 (0:13.86)	0:47.12 (0:11.30)	0:35.82 (0:11.98)	0:23.84 (0:11.79)	0:12.05 (0:12.05)	0:35.82					
Rank	TAB Horse/Jockey	Barrier	Top Speed [km/h]	Fastest Section	Margin					Distance Travelled [m]		
1	1 MEDALS Les Tilley	7	68.0	0:11.30	1:00.98 [1] (0:13.86)	0:47.12 [1] (0:11.30)	0:35.82 [1] (0:11.98)	0:23.84 [1] (0:11.79)	0:12.05 [1] (0:12.05)	1:00.98	0:35.82	
2	10 EYE WANTED Stacey Callow	8	65.8	0:11.34	1:01.66 [2] (0:14.30)	0:47.36 [4] (0:11.34)	0:36.02 [5] (0:11.96)	0:24.06 [4] (0:11.89)	0:12.17 [2] (0:12.17)	3.8L	0:36.02	+1
3	7 LITTLEMISSCANCAN Shania Willis	5	66.2	0:11.26	1:01.99 [3] (0:14.70)	0:47.29 [8] (0:11.26)	0:36.03 [8] (0:12.16)	0:23.87 [8] (0:11.82)	0:12.05 [7] (0:12.05)	5.6L	0:36.03	+5
4	8 ACIREMA Luke Tarrant	4	67.3	0:11.41	1:02.00 [4] (0:13.96)	0:48.04 [2] (0:11.41)	0:36.63 [2] (0:12.10)	0:24.53 [2] (0:12.11)	0:12.42 [3] (0:12.42)	5.7L	0:36.63	+5
5	11 MR EVANS Montanna Savva	10	68.2	0:11.28	1:02.18 [5] (0:14.33)	0:47.85 [5] (0:11.28)	0:36.57 [4] (0:12.15)	0:24.42 [5] (0:12.09)	0:12.33 [5] (0:12.33)	6.7L	0:36.57	+3
6	6 GOOD'N'LUCKY Karl Zechner	1	64.3	0:11.52	1:02.25 [6] (0:14.75)	0:47.50 [10] (0:11.52)	0:35.98 [10] (0:12.11)	0:23.87 [11] (0:11.78)	0:12.09 [9] (0:12.09)	7.1L	0:35.98	+1
7	5 ARIAT Chelsea Baker	9	68.1	0:11.24	1:02.27 [7] (0:14.20)	0:48.07 [3] (0:11.24)	0:36.83 [3] (0:12.14)	0:24.69 [3] (0:12.26)	0:12.43 [4] (0:12.43)	7.2L	0:36.83	+8
8	4 SO BRIGHT Nozi Tomizawa	3	65.3	0:11.34	1:02.29 [8] (0:14.44)	0:47.85 [7] (0:11.34)	0:36.51 [7] (0:12.16)	0:24.35 [7] (0:11.94)	0:12.41 [6] (0:12.41)	7.4L	0:36.51	+3
9	2 LIGHTNING RAGE Anthony Allen	2	66.6	0:11.28	1:02.30 [9] (0:14.99)	0:47.31 [11] (0:11.28)	0:36.03 [11] (0:12.03)	0:24.00 [10] (0:11.85)	0:12.15 [8] (0:12.15)	7.5L	0:36.03	+3
10	12 MY MOSES Kenji Yoshida	12	66.2	0:11.38	1:02.90 [10] (0:14.70)	0:48.20 [9] (0:11.38)	0:36.82 [9] (0:12.05)	0:24.77 [9] (0:12.19)	0:12.58 [10] (0:12.58)	11L	0:36.82	+13

Scratched: Donmore Girl (#9)

Report Created: Sat 17 August 2024 19:23 GMT+1 (Note: Timing is based on position data)

Page 1/13

[ ] Ranking at each section and finish  
 -:-:- No data available at this section  
 NA No data available

SCN Saddle cloth number  
 DNF Did not finish  
 DNT Did not track

data processed by TRIPLESDATA



**Toowoomba QLD Professional**  
**Race 4: GERRY BROWN'S SHELVING & STORAGE Class 1 Handicap - 1000m**  
**17 August 2024 - 19:03**



Track Rating: Soft 5, Weather: Fine, Rail Position: +4m Entire

Section	Overall	800m	600m	400m	200m	Last 600m
Field Times	1:00.98 (0:13.86)	0:47.12 (0:11.30)	0:35.82 (0:11.98)	0:23.84 (0:11.79)	0:12.05 (0:12.05)	0:35.82

Rank	TAB	Horse/Jockey	Barrier	Top Speed [km/h]	Fastest Section	Overall	800m	600m	400m	200m	Margin	Last 600m	Distance Travelled [m]
11	3	RED SWAN	11	67.0	0:11.33	1:04.10 [11]	0:49.66 [6]	0:38.33 [6]	0:26.19 [6]	0:13.58 [11]	18L	0:38.33	+7
		Madeleine Wishart		800m	800m	(0:14.44)	(0:11.33)	(0:12.14)	(0:12.61)	(0:13.58)			

Scratched: Donmore Girl (#9)

[ ] Ranking at each section and finish  
 -:-:- No data available at this section  
 NA No data available

SCN Saddle cloth number  
 DNF Did not finish  
 DNT Did not track



Horse/Jockey Name	Medals
Final Rank	1
Fastest Section Time (Section)	0:11.30 (800m)
Top Speed [km/h] (Section)	68.0 (Overall)
Race State	Finished



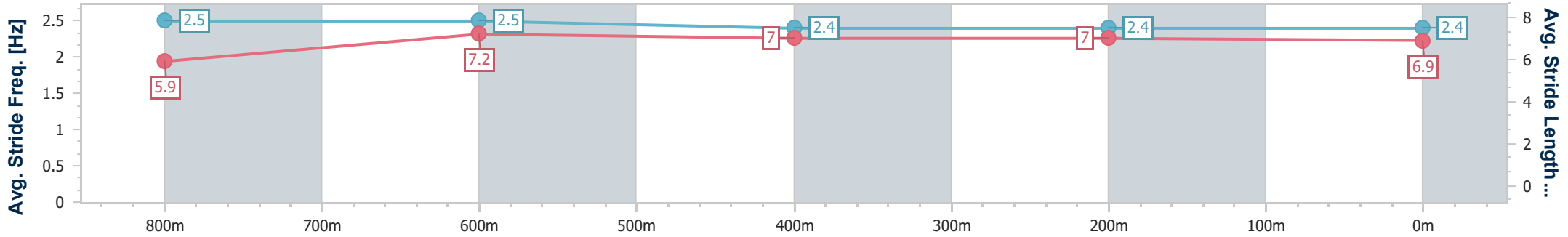
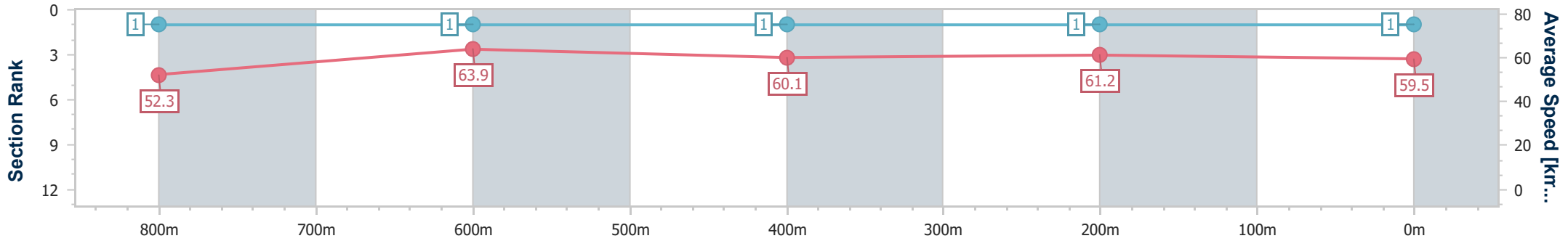
Toowoomba QLD Professional  
Race 4: GERRY BROWN'S SHELVING & STORAGE Class 1  
Handicap - 1000m



17 August 2024 - 19:03

Track Rating: Soft 5, Weather: Fine, Rail Position: +4m Entire

Section	Overall	800m	600m	400m	200m
Section Times	1:00.98 [1] (0:13.86)	0:47.12 [1] (0:11.30)	0:35.82 [1] (0:11.98)	0:23.84 [1] (0:11.79)	0:12.05 [1] (0:12.05)
Average Speed [km/h]	52.3	63.9	60.1	61.2	59.5
Top Speed [km/h]	68.0	66.7	63.0	62.3	62.1
Avg. Dist. to Rail [m]	4.1	0.6	0.3	0.7	1.1
Avg. Stride Freq. [Hz]	2.5	2.5	2.4	2.4	2.4
Avg. Stride Length [m]	5.9	7.2	7.0	7.0	6.9



- [ ] Ranking at each section and finish
- .-.- No data available at this section
- NA No data available



Horse/Jockey Name	Eye Wanted
Final Rank	2
Fastest Section Time (Section)	0:11.34 (800m)
Top Speed [km/h] (Section)	65.8 (Overall)
Race State	Finished



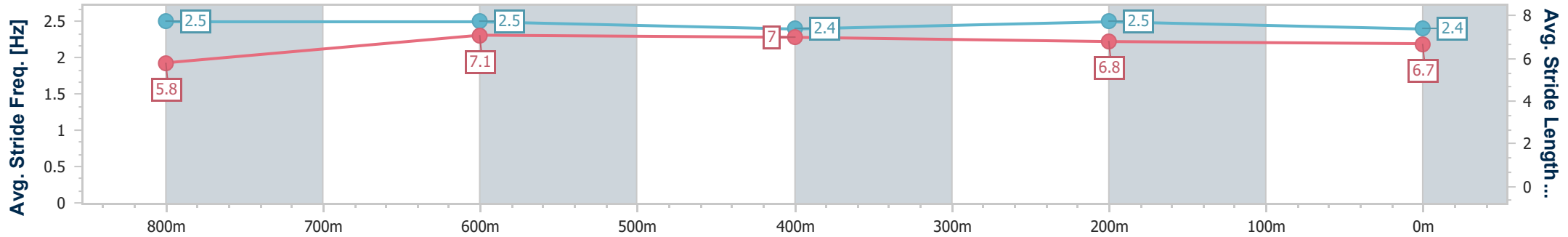
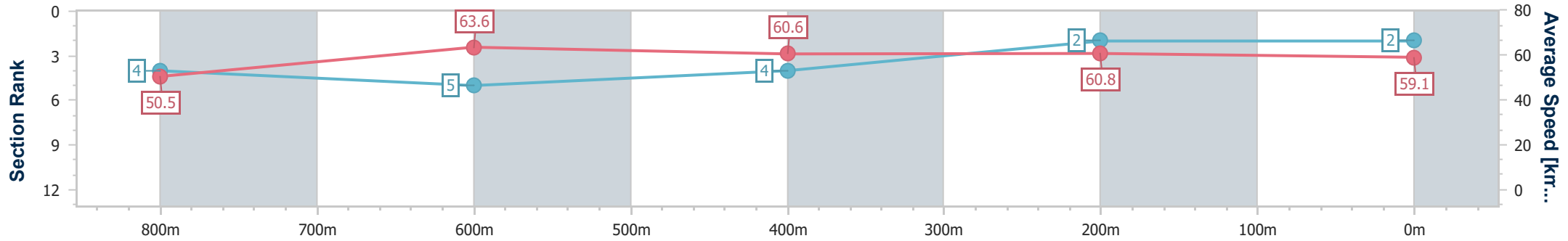
Toowoomba QLD Professional  
Race 4: GERRY BROWN'S SHELVING & STORAGE Class 1  
Handicap - 1000m



17 August 2024 - 19:03

Track Rating: Soft 5, Weather: Fine, Rail Position: +4m Entire

Section	Overall	800m	600m	400m	200m
Section Times	1:01.66 [2] (0:14.30)	0:47.36 [4] (0:11.34)	0:36.02 [5] (0:11.96)	0:24.06 [4] (0:11.89)	0:12.17 [2] (0:12.17)
Average Speed [km/h]	50.5	63.6	60.6	60.8	59.1
Top Speed [km/h]	65.8	64.8	62.0	61.9	60.1
Avg. Dist. to Rail [m]	2.0	0.5	1.2	1.4	3.1
Avg. Stride Freq. [Hz]	2.5	2.5	2.4	2.5	2.4
Avg. Stride Length [m]	5.8	7.1	7.0	6.8	6.7



- [ ] Ranking at each section and finish
- .-.- No data available at this section
- NA No data available





Horse/Jockey Name	Littlemisscancan
Final Rank	3
Fastest Section Time (Section)	0:11.26 (800m)
Top Speed [km/h] (Section)	66.2 (Overall)
Race State	Finished



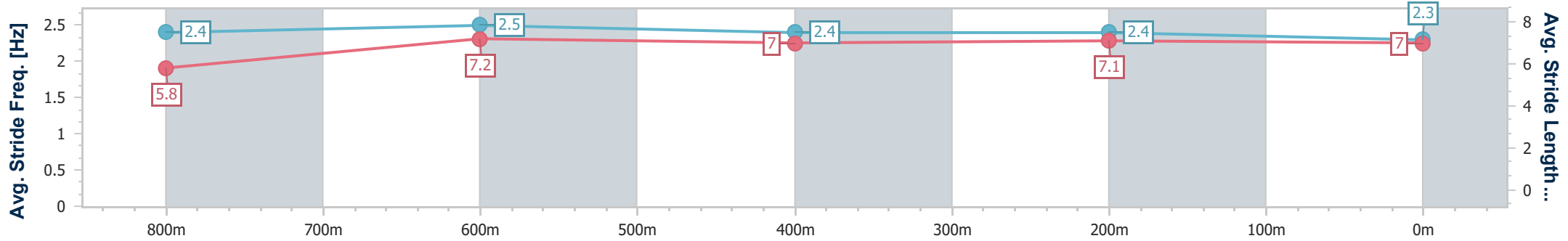
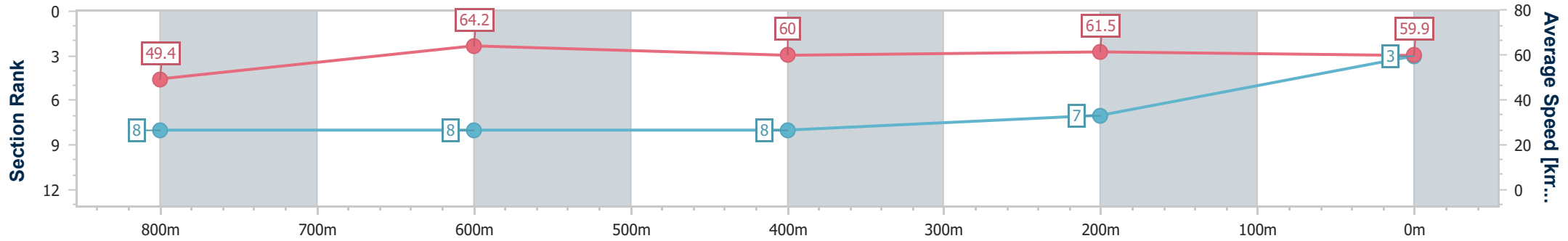
Toowoomba QLD Professional  
Race 4: GERRY BROWN'S SHELVING & STORAGE Class 1  
Handicap - 1000m



17 August 2024 - 19:03

Track Rating: Soft 5, Weather: Fine, Rail Position: +4m Entire

Section	Overall	800m	600m	400m	200m
Section Times	1:01.99 [3] (0:14.70)	0:47.29 [8] (0:11.26)	0:36.03 [8] (0:12.16)	0:23.87 [8] (0:11.82)	0:12.05 [7] (0:12.05)
Average Speed [km/h]	49.4	64.2	60.0	61.5	59.9
Top Speed [km/h]	66.2	65.3	63.3	63.7	61.7
Avg. Dist. to Rail [m]	3.1	2.1	2.1	3.7	5.1
Avg. Stride Freq. [Hz]	2.4	2.5	2.4	2.4	2.3
Avg. Stride Length [m]	5.8	7.2	7.0	7.1	7.0



- [ ] Ranking at each section and finish
- .-.- No data available at this section
- NA No data available



Horse/Jockey Name	Acirema
Final Rank	4
Fastest Section Time (Section)	0:11.41 (800m)
Top Speed [km/h] (Section)	67.3 (Overall)
Race State	Finished



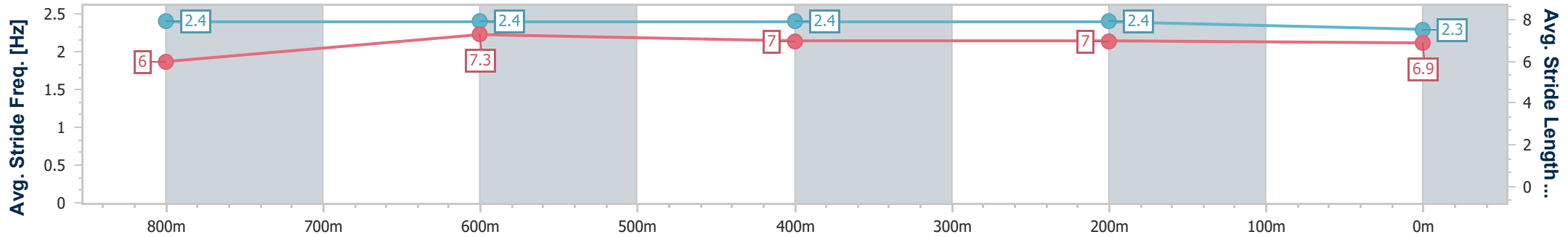
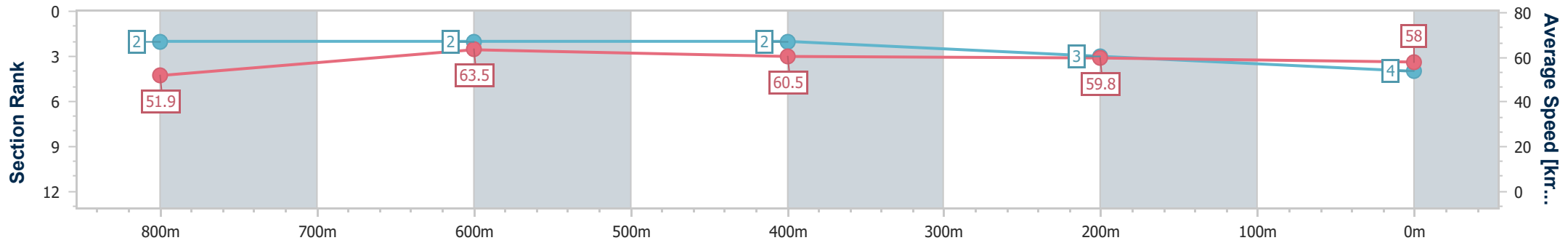
Toowoomba QLD Professional  
Race 4: GERRY BROWN'S SHELVING & STORAGE Class 1  
Handicap - 1000m



17 August 2024 - 19:03

Track Rating: Soft 5, Weather: Fine, Rail Position: +4m Entire

Section	Overall	800m	600m	400m	200m
Section Times	1:02.00 [4] (0:13.96)	0:48.04 [2] (0:11.41)	0:36.63 [2] (0:12.10)	0:24.53 [2] (0:12.11)	0:12.42 [3] (0:12.42)
Average Speed [km/h]	51.9	63.5	60.5	59.8	58.0
Top Speed [km/h]	67.3	65.0	62.3	61.5	59.7
Avg. Dist. to Rail [m]	2.1	1.5	3.1	2.3	3.5
Avg. Stride Freq. [Hz]	2.4	2.4	2.4	2.4	2.3
Avg. Stride Length [m]	6.0	7.3	7.0	7.0	6.9



- [ ] Ranking at each section and finish
- .-.- No data available at this section
- NA No data available



Horse/Jockey Name	Mr Evans
Final Rank	5
Fastest Section Time (Section)	0:11.28 (800m)
Top Speed [km/h] (Section)	68.2 (Overall)
Race State	Finished



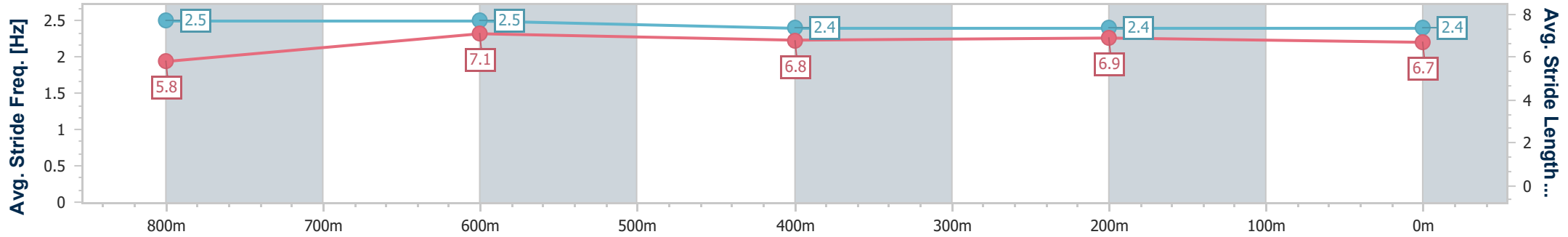
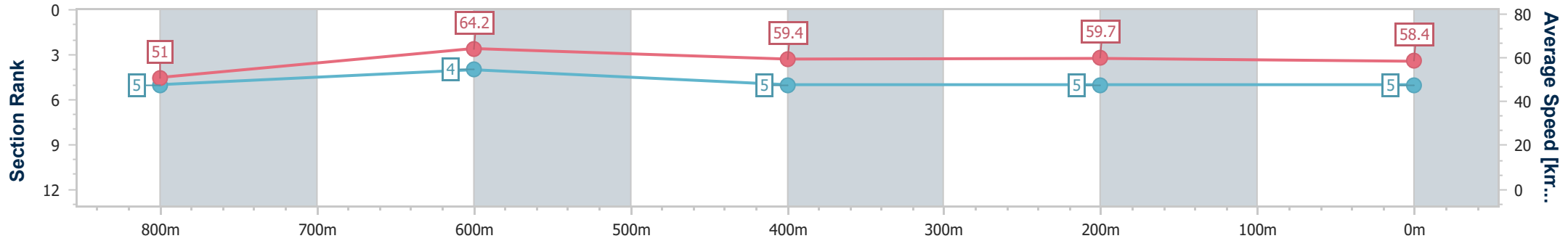
Toowoomba QLD Professional  
Race 4: GERRY BROWN'S SHELVING & STORAGE Class 1  
Handicap - 1000m



17 August 2024 - 19:03

Track Rating: Soft 5, Weather: Fine, Rail Position: +4m Entire

Section	Overall	800m	600m	400m	200m
Section Times	1:02.18 [5] (0:14.33)	0:47.85 [5] (0:11.28)	0:36.57 [4] (0:12.15)	0:24.42 [5] (0:12.09)	0:12.33 [5] (0:12.33)
Average Speed [km/h]	51.0	64.2	59.4	59.7	58.4
Top Speed [km/h]	68.2	67.8	61.4	60.5	59.7
Avg. Dist. to Rail [m]	8.1	1.5	1.0	0.5	1.2
Avg. Stride Freq. [Hz]	2.5	2.5	2.4	2.4	2.4
Avg. Stride Length [m]	5.8	7.1	6.8	6.9	6.7



- [ ] Ranking at each section and finish
- .-.- No data available at this section
- NA No data available



Horse/Jockey Name	Good'n'lucky
Final Rank	6
Fastest Section Time (Section)	0:11.52 (800m)
Top Speed [km/h] (Section)	64.3 (Overall)
Race State	Finished



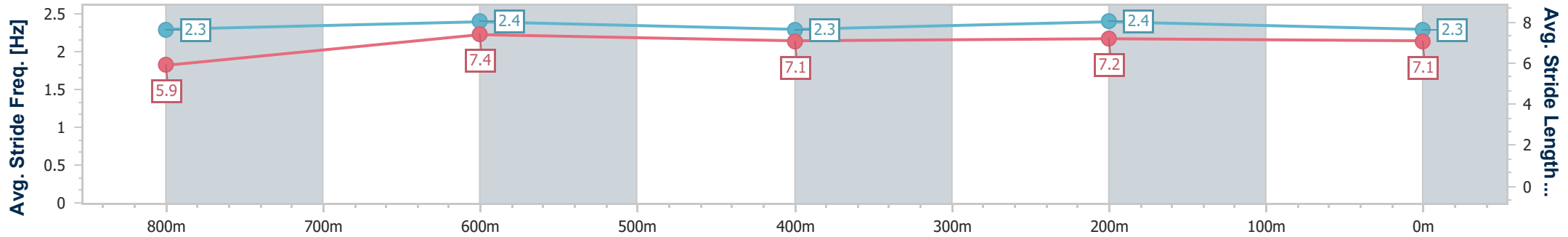
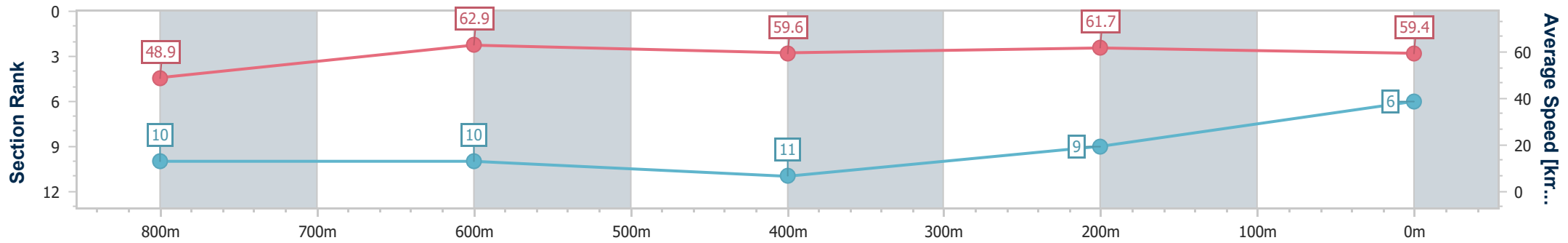
Toowoomba QLD Professional  
Race 4: GERRY BROWN'S SHELVING & STORAGE Class 1  
Handicap - 1000m



17 August 2024 - 19:03

Track Rating: Soft 5, Weather: Fine, Rail Position: +4m Entire

Section	Overall	800m	600m	400m	200m
Section Times	1:02.25 [6] (0:14.75)	0:47.50 [10] (0:11.52)	0:35.98 [10] (0:12.11)	0:23.87 [11] (0:11.78)	0:12.09 [9] (0:12.09)
Average Speed [km/h]	48.9	62.9	59.6	61.7	59.4
Top Speed [km/h]	64.3	64.0	62.1	62.4	61.0
Avg. Dist. to Rail [m]	2.0	1.2	1.2	2.5	5.1
Avg. Stride Freq. [Hz]	2.3	2.4	2.3	2.4	2.3
Avg. Stride Length [m]	5.9	7.4	7.1	7.2	7.1



- [ ] Ranking at each section and finish
- .-.- No data available at this section
- NA No data available



Horse/Jockey Name	Ariat
Final Rank	7
Fastest Section Time (Section)	0:11.24 (800m)
Top Speed [km/h] (Section)	68.1 (800m)
Race State	Finished



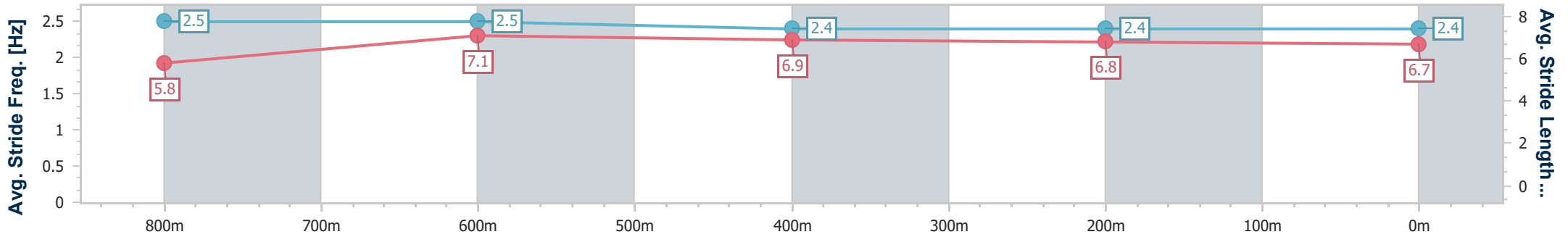
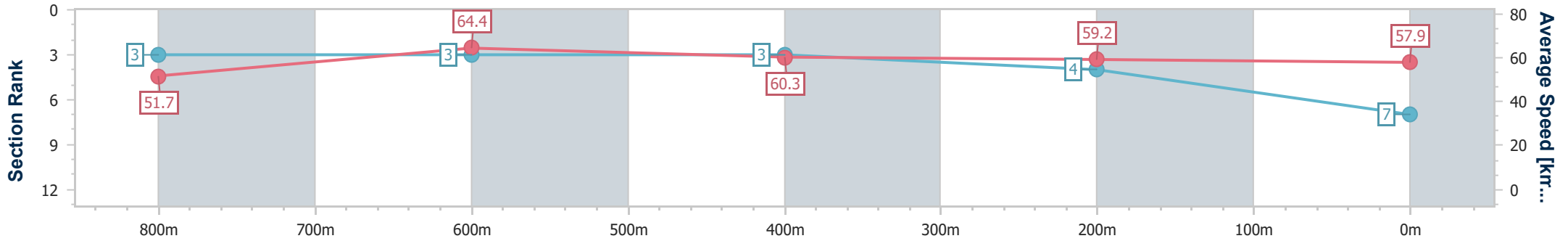
Toowoomba QLD Professional  
Race 4: GERRY BROWN'S SHELVING & STORAGE Class 1  
Handicap - 1000m



17 August 2024 - 19:03

Track Rating: Soft 5, Weather: Fine, Rail Position: +4m Entire

Section	Overall	800m	600m	400m	200m
Section Times	1:02.27 [7] (0:14.20)	0:48.07 [3] (0:11.24)	0:36.83 [3] (0:12.14)	0:24.69 [3] (0:12.26)	0:12.43 [4] (0:12.43)
Average Speed [km/h]	51.7	64.4	60.3	59.2	57.9
Top Speed [km/h]	68.1	68.1	62.1	60.2	58.7
Avg. Dist. to Rail [m]	7.2	2.2	2.7	3.1	3.1
Avg. Stride Freq. [Hz]	2.5	2.5	2.4	2.4	2.4
Avg. Stride Length [m]	5.8	7.1	6.9	6.8	6.7



- [ ] Ranking at each section and finish
- .-.-.- No data available at this section
- NA No data available



Horse/Jockey Name	So Bright
Final Rank	8
Fastest Section Time (Section)	0:11.34 (800m)
Top Speed [km/h] (Section)	65.3 (800m)
Race State	Finished



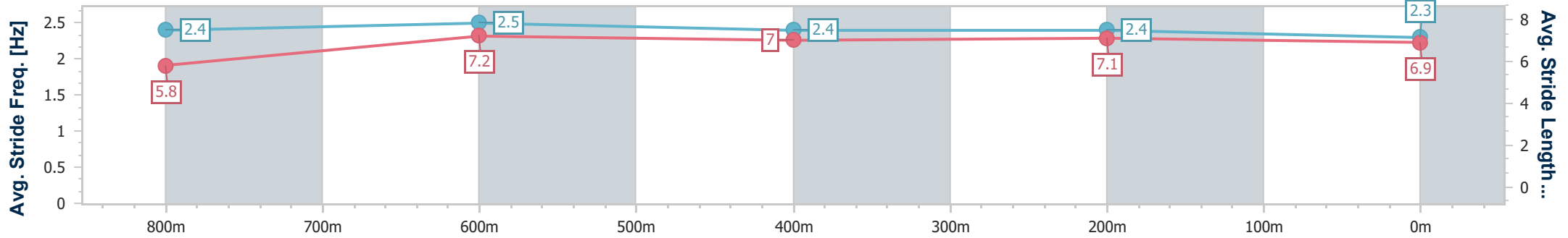
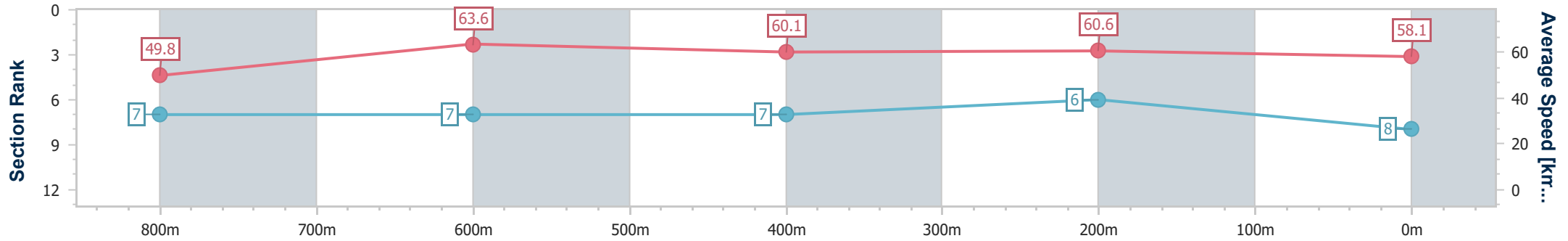
Toowoomba QLD Professional  
Race 4: GERRY BROWN'S SHELVING & STORAGE Class 1  
Handicap - 1000m



17 August 2024 - 19:03

Track Rating: Soft 5, Weather: Fine, Rail Position: +4m Entire

Section	Overall	800m	600m	400m	200m
Section Times	1:02.29 [8] (0:14.44)	0:47.85 [7] (0:11.34)	0:36.51 [7] (0:12.16)	0:24.35 [7] (0:11.94)	0:12.41 [6] (0:12.41)
Average Speed [km/h]	49.8	63.6	60.1	60.6	58.1
Top Speed [km/h]	65.2	65.3	61.5	62.2	59.0
Avg. Dist. to Rail [m]	1.4	1.2	2.6	1.4	0.8
Avg. Stride Freq. [Hz]	2.4	2.5	2.4	2.4	2.3
Avg. Stride Length [m]	5.8	7.2	7.0	7.1	6.9



- [ ] Ranking at each section and finish
- .-.- No data available at this section
- NA No data available



Horse/Jockey Name	Lightning Rage
Final Rank	9
Fastest Section Time (Section)	0:11.28 (800m)
Top Speed [km/h] (Section)	66.6 (800m)
Race State	Finished



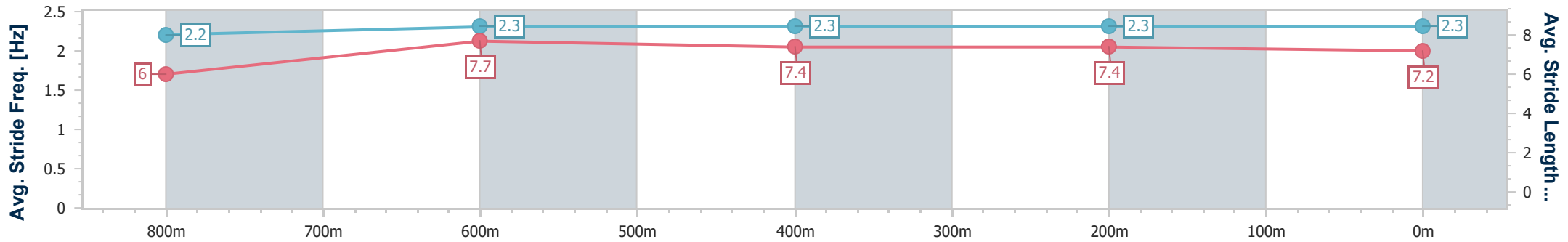
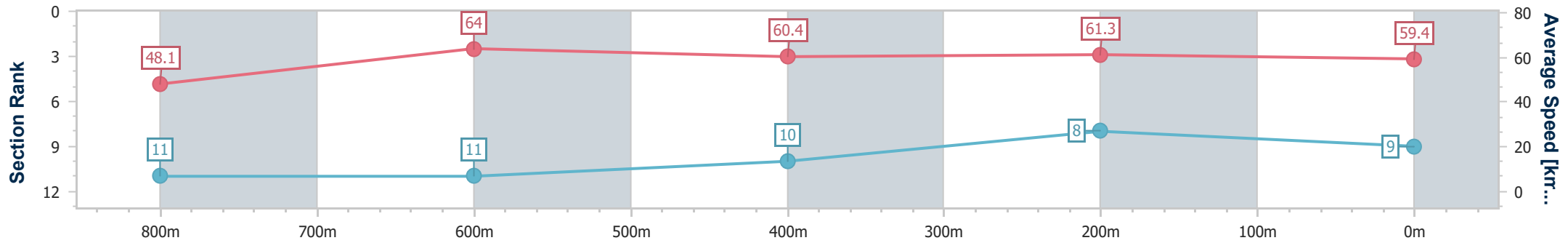
Toowoomba QLD Professional  
Race 4: GERRY BROWN'S SHELVING & STORAGE Class 1  
Handicap - 1000m



17 August 2024 - 19:03

Track Rating: Soft 5, Weather: Fine, Rail Position: +4m Entire

Section	Overall	800m	600m	400m	200m
Section Times	1:02.30 [9] (0:14.99)	0:47.31 [11] (0:11.28)	0:36.03 [11] (0:12.03)	0:24.00 [10] (0:11.85)	0:12.15 [8] (0:12.15)
Average Speed [km/h]	48.1	64.0	60.4	61.3	59.4
Top Speed [km/h]	66.5	66.6	62.0	62.7	60.8
Avg. Dist. to Rail [m]	3.0	0.5	1.7	2.8	4.6
Avg. Stride Freq. [Hz]	2.2	2.3	2.3	2.3	2.3
Avg. Stride Length [m]	6.0	7.7	7.4	7.4	7.2



- [ ] Ranking at each section and finish
- .-.- No data available at this section
- NA No data available



Horse/Jockey Name	My Moses
Final Rank	10
Fastest Section Time (Section)	0:11.38 (800m)
Top Speed [km/h] (Section)	66.2 (800m)
Race State	Finished



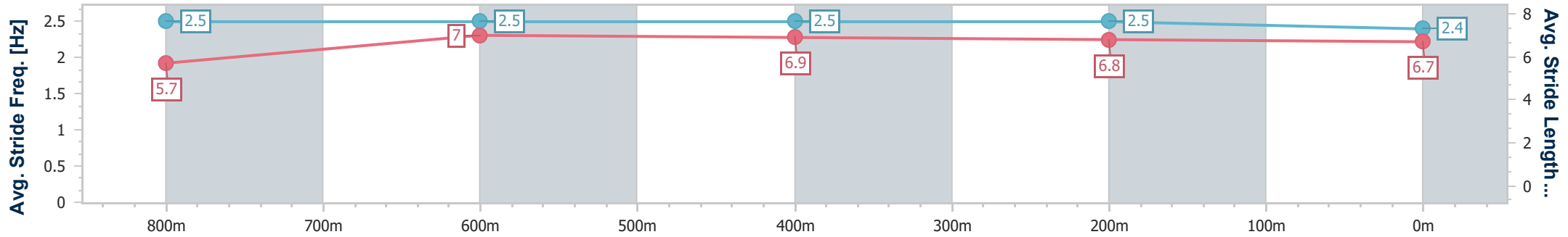
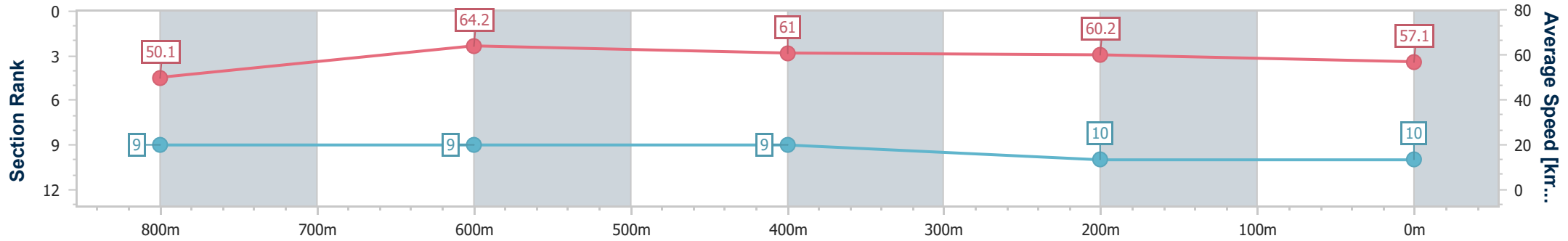
Toowoomba QLD Professional  
Race 4: GERRY BROWN'S SHELVING & STORAGE Class 1  
Handicap - 1000m



17 August 2024 - 19:03

Track Rating: Soft 5, Weather: Fine, Rail Position: +4m Entire

Section	Overall	800m	600m	400m	200m
Section Times	1:02.90 [10] (0:14.70)	0:48.20 [9] (0:11.38)	0:36.82 [9] (0:12.05)	0:24.77 [9] (0:12.19)	0:12.58 [10] (0:12.58)
Average Speed [km/h]	50.1	64.2	61.0	60.2	57.1
Top Speed [km/h]	65.4	66.2	62.5	61.5	60.5
Avg. Dist. to Rail [m]	8.7	4.3	4.3	5.5	7.2
Avg. Stride Freq. [Hz]	2.5	2.5	2.5	2.5	2.4
Avg. Stride Length [m]	5.7	7.0	6.9	6.8	6.7



- [ ] Ranking at each section and finish
- .-.- No data available at this section
- NA No data available





Horse/Jockey Name	Red Swan
Final Rank	11
Fastest Section Time (Section)	0:11.33 (800m)
Top Speed [km/h] (Section)	67.0 (800m)
Race State	Finished



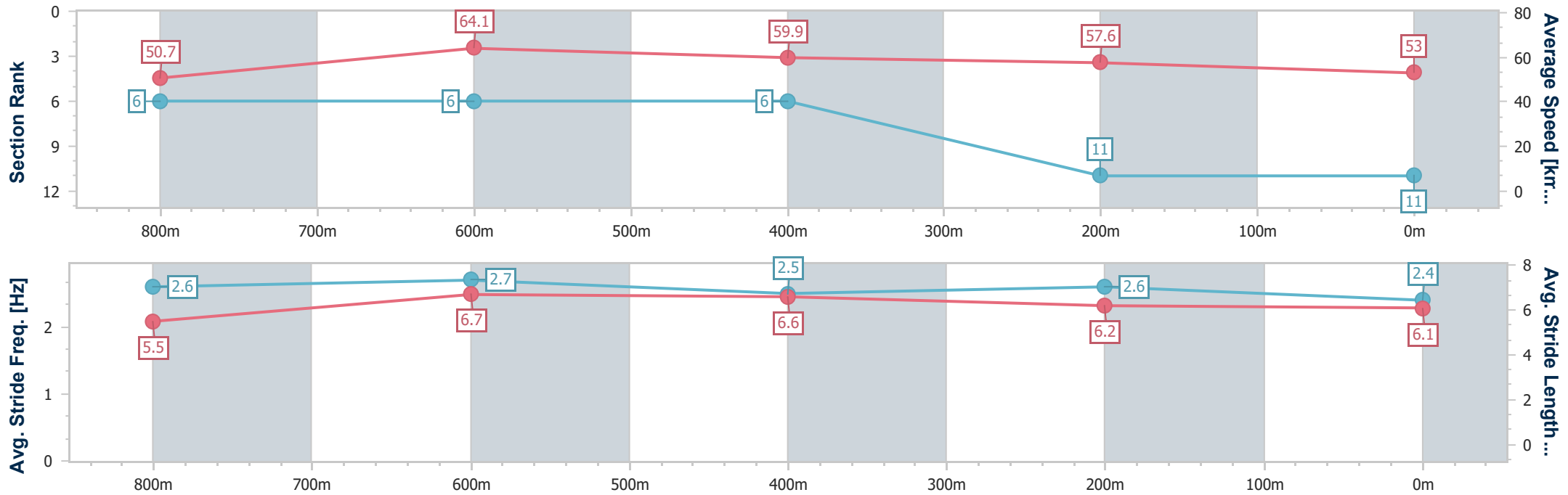
Toowoomba QLD Professional  
Race 4: GERRY BROWN'S SHELVING & STORAGE Class 1  
Handicap - 1000m



17 August 2024 - 19:03

Track Rating: Soft 5, Weather: Fine, Rail Position: +4m Entire

Section	Overall	800m	600m	400m	200m
Section Times	1:04.10 [11] (0:14.44)	0:49.66 [6] (0:11.33)	0:38.33 [6] (0:12.14)	0:26.19 [6] (0:12.61)	0:13.58 [11] (0:13.58)
Average Speed [km/h]	50.7	64.1	59.9	57.6	53.0
Top Speed [km/h]	66.8	67.0	61.9	59.9	57.0
Avg. Dist. to Rail [m]	6.0	3.3	2.0	3.2	2.4
Avg. Stride Freq. [Hz]	2.6	2.7	2.5	2.6	2.4
Avg. Stride Length [m]	5.5	6.7	6.6	6.2	6.1



- [ ] Ranking at each section and finish
- .-.- No data available at this section
- NA No data available



**Toowoomba QLD Professional**  
**Race 5: HARVEY NORMAN COMMERCIAL TOOWOOMBA Maiden**  
**Handicap - 1200m**  
**17 August 2024 - 19:38**



Track Rating: Soft 5, Weather: Fine, Rail Position: +4m Entire

Section		Overall	1000m	800m	600m	400m	200m	Last 600m					
Field Times		1:15.34 (0:14.21)	1:01.13 (0:11.41)	0:49.72 (0:12.08)	0:37.64 (0:12.51)	0:25.13 (0:12.55)	0:12.58 (0:12.58)	0:37.64					
Rank	TAB Horse/Jockey	Barrier	Top Speed [km/h]	Fastest Section							Margin	Distance Travelled [m]	
1	9 <b>LA MANO</b> Shania Willis	6	65.4 1000m	0:11.41 1000m	1:15.34 [1] (0:14.21)	1:01.13 [1] (0:11.41)	0:49.72 [1] (0:12.08)	0:37.64 [1] (0:12.51)	0:25.13 [1] (0:12.55)	0:12.58 [1] (0:12.58)	1:15.34	0:37.64	
2	10 <b>MISS BIITTERSWEET</b> Nozi Tomizawa	10	64.6 Overall	0:11.63 1000m	1:15.86 [2] (0:14.54)	1:01.32 [5] (0:11.63)	0:49.69 [5] (0:12.27)	0:37.42 [5] (0:12.52)	0:24.90 [6] (0:12.55)	0:12.35 [6] (0:12.35)	3L	0:37.42	+1
3	11 <b>PREVARICATE</b> Karl Zechner	15	65.1 Overall	0:11.72 1000m	1:15.91 [3] (0:14.62)	1:01.29 [6] (0:11.72)	0:49.57 [6] (0:12.22)	0:37.35 [6] (0:12.41)	0:24.94 [7] (0:12.42)	0:12.52 [4] (0:12.52)	3.2L	0:37.35	+5
4	6 <b>TSUKINO</b> Landan Sykes	4	64.7 Overall	0:11.75 1000m	1:16.07 [4] (0:14.91)	1:01.16 [9] (0:11.75)	0:49.41 [9] (0:12.20)	0:37.21 [9] (0:12.37)	0:24.84 [8] (0:12.27)	0:12.57 [5] (0:12.57)	4L	0:37.21	-1
5	8 <b>HEROIC OSCAR</b> Madeleine Wishart	1	64.4 Overall	0:11.64 1000m	1:16.17 [5] (0:14.84)	1:01.33 [8] (0:11.64)	0:49.69 [7] (0:12.15)	0:37.54 [7] (0:12.31)	0:25.23 [5] (0:12.65)	0:12.58 [7] (0:12.58)	4.5L	0:37.54	-2
6	7 <b>FIELD OF MARS</b> Anthony Allen	7	67.4 Overall	0:11.46 1000m	1:16.27 [6] (0:14.47)	1:01.80 [4] (0:11.46)	0:50.34 [4] (0:12.20)	0:38.14 [3] (0:12.52)	0:25.62 [3] (0:12.67)	0:12.95 [2] (0:12.95)	5L	0:38.14	+6
7	12 <b>PROPHET OF BOOM</b> Kenji Yoshida	18	63.9 Overall	0:11.83 1000m	1:16.32 [7] (0:14.69)	1:01.63 [7] (0:11.83)	0:49.80 [8] (0:12.29)	0:37.51 [8] (0:12.50)	0:25.01 [9] (0:12.40)	0:12.61 [9] (0:12.61)	5.2L	0:37.51	+8
8	17 <b>DOLLY DISCO</b> Montanna Savva	11	62.5 1000m	0:12.03 1000m	1:16.47 [8] (0:15.06)	1:01.41 [10] (0:12.03)	0:49.38 [11] (0:12.16)	0:37.22 [11] (0:12.29)	0:24.93 [11] (0:12.38)	0:12.55 [11] (0:12.55)	6L	0:37.22	+2
9	14 <b>POW NOW</b> Stacey Callow	19	66.4 1000m	0:11.31 1000m	1:16.48 [9] (0:14.34)	1:02.14 [3] (0:11.31)	0:50.83 [2] (0:12.26)	0:38.57 [2] (0:12.68)	0:25.89 [2] (0:12.75)	0:13.14 [3] (0:13.14)	6.1L	0:38.57	+5
10	15 <b>OUTTA BEAUTY</b> Luke Tarrant	5	63.3 Overall	0:11.78 1000m	1:16.57 [10] (0:15.14)	1:01.43 [11] (0:11.78)	0:49.65 [10] (0:12.27)	0:37.38 [10] (0:12.34)	0:25.04 [10] (0:12.36)	0:12.68 [10] (0:12.68)	6.6L	0:37.38	-3

Scratched: Green Park (#16), Kewell (#2), Proisette (#5), Dolly's Fancy (#13), Brydelicious (#18), Montagliari (#19), Mystery Power (#3)

[ ] Ranking at each section and finish  
 -:-:- No data available at this section  
 NA No data available  
 SCN Saddle cloth number  
 DNF Did not finish  
 DNT Did not track



**Toowoomba QLD Professional**  
**Race 5: HARVEY NORMAN COMMERCIAL TOOWOOMBA Maiden**  
**Handicap - 1200m**  
**17 August 2024 - 19:38**



Track Rating: Soft 5, Weather: Fine, Rail Position: +4m Entire

Section		Overall	1000m	800m	600m	400m	200m	Last 600m					
Field Times		1:15.34 (0:14.21)	1:01.13 (0:11.41)	0:49.72 (0:12.08)	0:37.64 (0:12.51)	0:25.13 (0:12.55)	0:12.58 (0:12.58)	0:37.64					
Rank	TAB Horse/Jockey	Barrier	Top Speed [km/h]	Fastest Section									
11	4 EXFOLIATE Chelsea Baker	13	63.0	0:12.08	1:16.72 [11] (0:15.24)	1:01.48 [12] (0:12.08)	0:49.40 [12] (0:12.18)	0:37.22 [12] (0:12.37)	0:24.85 [12] (0:12.34)	0:12.51 [12] (0:12.51)	7.4L	0:37.22	-1
12	1 KRAKEN EDITION Dylan Bennett	3	64.0	0:11.64	1:17.19 [12] (0:14.27)	1:02.92 [2] (0:11.64)	0:51.28 [3] (0:12.23)	0:39.05 [4] (0:12.58)	0:26.47 [4] (0:12.89)	0:13.58 [8] (0:13.58)	9.9L	0:39.05	-3

Scratched: Green Park (#16), Kewell (#2), Proisette (#5), Dolly's Fancy (#13), Brydelicious (#18), Montagliari (#19), Mystery Power (#3)

[ ] Ranking at each section and finish  
 -:--:-- No data available at this section  
 NA No data available

SCN Saddle cloth number  
 DNF Did not finish  
 DNT Did not track



Horse/Jockey Name	La Mano
Final Rank	1
Fastest Section Time (Section)	0:11.41 (1000m)
Top Speed [km/h] (Section)	65.4 (1000m)
Race State	Finished



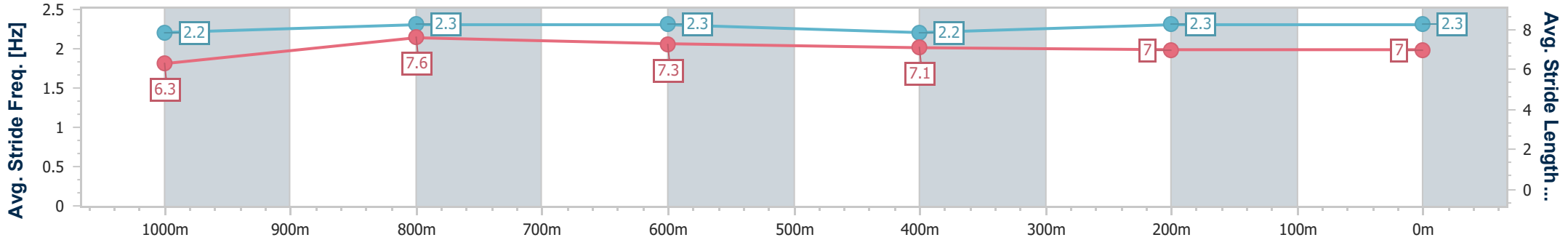
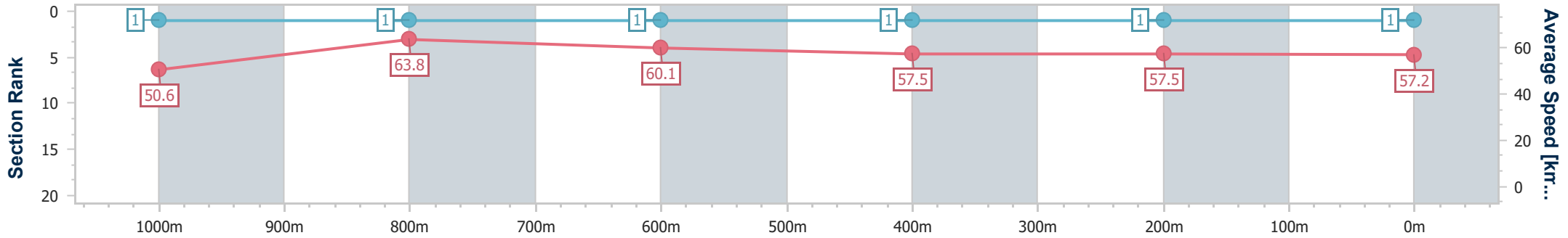
Toowoomba QLD Professional  
 Race 5: HARVEY NORMAN COMMERCIAL TOWOOMBA  
 Maiden Handicap - 1200m



17 August 2024 - 19:38

Track Rating: Soft 5, Weather: Fine, Rail Position: +4m Entire

Section	Overall	1000m	800m	600m	400m	200m
Section Times	1:15.34 [1] (0:14.21)	1:01.13 [1] (0:11.41)	0:49.72 [1] (0:12.08)	0:37.64 [1] (0:12.51)	0:25.13 [1] (0:12.55)	0:12.58 [1] (0:12.58)
Average Speed [km/h]	50.6	63.8	60.1	57.5	57.5	57.2
Top Speed [km/h]	65.2	65.4	61.4	59.3	58.5	58.6
Avg. Dist. to Rail [m]	4.7	3.0	2.2	0.6	0.3	0.3
Avg. Stride Freq. [Hz]	2.2	2.3	2.3	2.2	2.3	2.3
Avg. Stride Length [m]	6.3	7.6	7.3	7.1	7.0	7.0



- [ ] Ranking at each section and finish
- .-.- No data available at this section
- NA No data available



Horse/Jockey Name	Miss Bittersweet
Final Rank	2
Fastest Section Time (Section)	0:11.63 (1000m)
Top Speed [km/h] (Section)	64.6 (Overall)
Race State	Finished



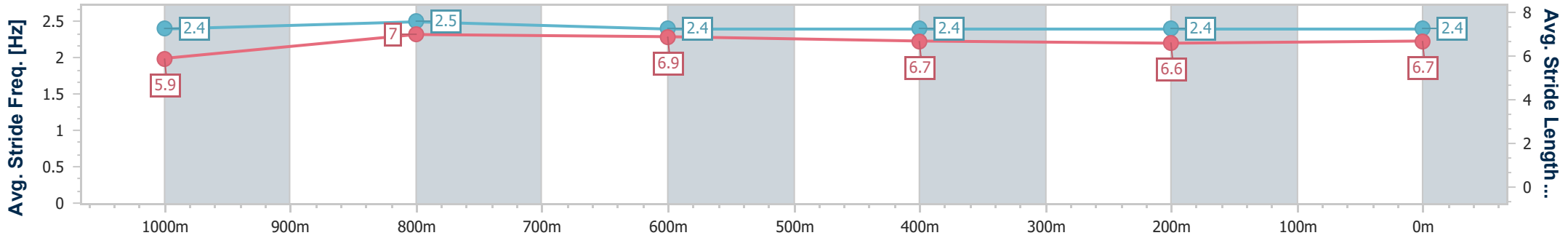
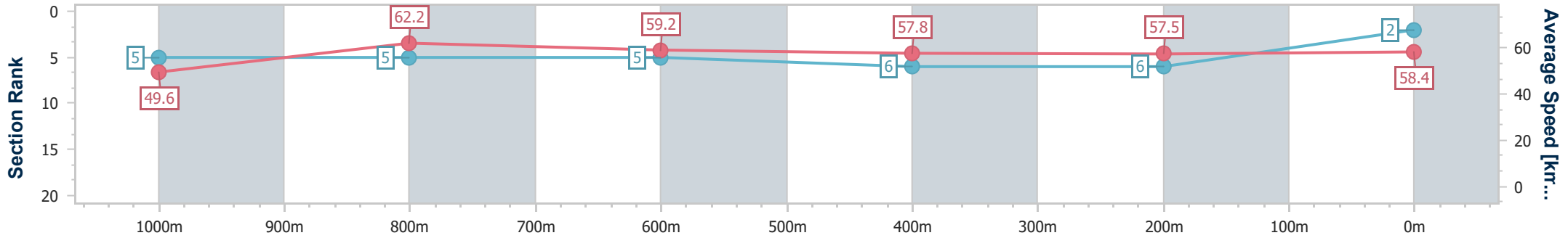
Toowoomba QLD Professional  
 Race 5: HARVEY NORMAN COMMERCIAL TOWOOMBA  
 Maiden Handicap - 1200m



17 August 2024 - 19:38

Track Rating: Soft 5, Weather: Fine, Rail Position: +4m Entire

Section	Overall	1000m	800m	600m	400m	200m
Section Times	1:15.86 [2] (0:14.54)	1:01.32 [5] (0:11.63)	0:49.69 [5] (0:12.27)	0:37.42 [5] (0:12.52)	0:24.90 [6] (0:12.55)	0:12.35 [6] (0:12.35)
Average Speed [km/h]	49.6	62.2	59.2	57.8	57.5	58.4
Top Speed [km/h]	64.6	64.1	60.6	59.9	58.8	59.1
Avg. Dist. to Rail [m]	5.0	1.6	2.3	1.4	0.7	0.8
Avg. Stride Freq. [Hz]	2.4	2.5	2.4	2.4	2.4	2.4
Avg. Stride Length [m]	5.9	7.0	6.9	6.7	6.6	6.7



- [ ] Ranking at each section and finish
- .-.- No data available at this section
- NA No data available



Horse/Jockey Name	Prevaricate
Final Rank	3
Fastest Section Time (Section)	0:11.72 (1000m)
Top Speed [km/h] (Section)	65.1 (Overall)
Race State	Finished



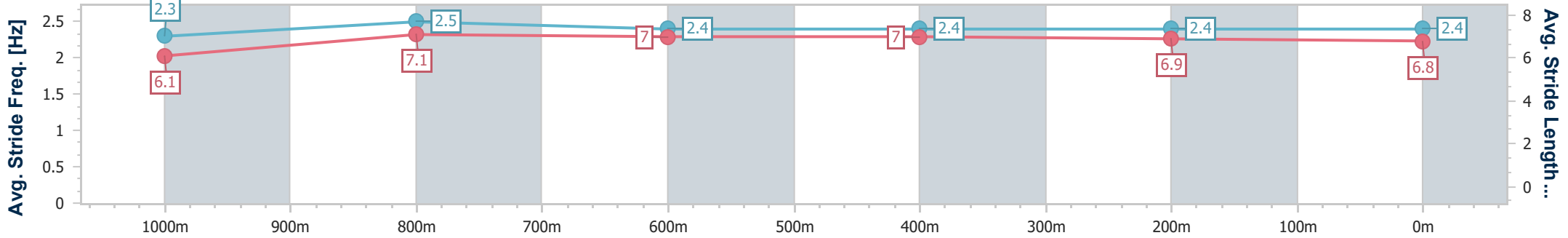
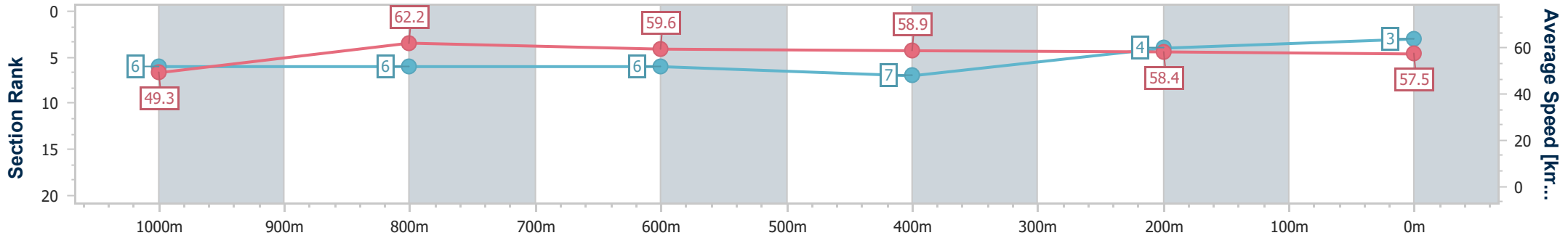
Toowoomba QLD Professional  
 Race 5: HARVEY NORMAN COMMERCIAL TOWOOMBA  
 Maiden Handicap - 1200m



17 August 2024 - 19:38

Track Rating: Soft 5, Weather: Fine, Rail Position: +4m Entire

Section	Overall	1000m	800m	600m	400m	200m
Section Times	1:15.91 [3] (0:14.62)	1:01.29 [6] (0:11.72)	0:49.57 [6] (0:12.22)	0:37.35 [6] (0:12.41)	0:24.94 [7] (0:12.42)	0:12.52 [4] (0:12.52)
Average Speed [km/h]	49.3	62.2	59.6	58.9	58.4	57.5
Top Speed [km/h]	65.1	64.2	60.7	61.3	59.6	59.8
Avg. Dist. to Rail [m]	9.7	3.6	3.5	2.9	2.4	2.0
Avg. Stride Freq. [Hz]	2.3	2.5	2.4	2.4	2.4	2.4
Avg. Stride Length [m]	6.1	7.1	7.0	7.0	6.9	6.8



- [ ] Ranking at each section and finish
- .-.- No data available at this section
- NA No data available



Horse/Jockey Name	Tsukino
Final Rank	4
Fastest Section Time (Section)	0:11.75 (1000m)
Top Speed [km/h] (Section)	64.7 (Overall)
Race State	Finished



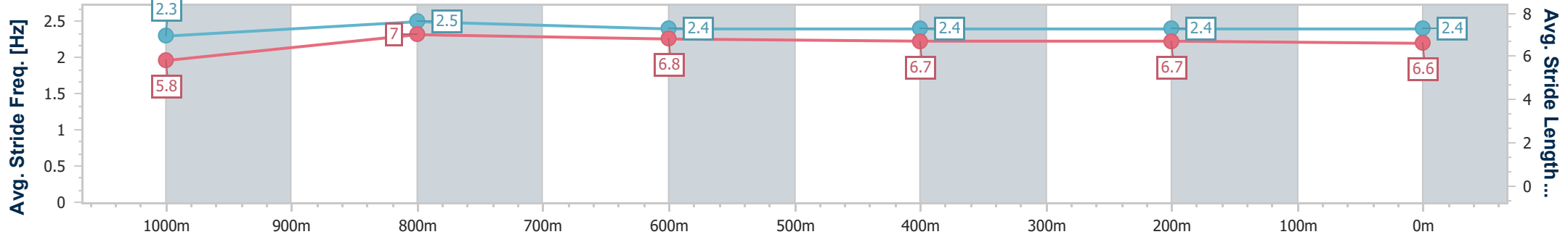
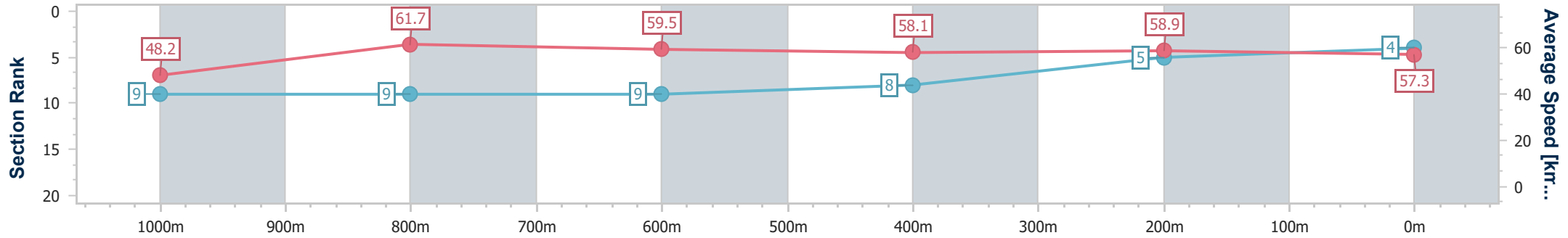
Toowoomba QLD Professional  
 Race 5: HARVEY NORMAN COMMERCIAL TOOWOOMBA  
 Maiden Handicap - 1200m



17 August 2024 - 19:38

Track Rating: Soft 5, Weather: Fine, Rail Position: +4m Entire

Section	Overall	1000m	800m	600m	400m	200m
Section Times	1:16.07 [4] (0:14.91)	1:01.16 [9] (0:11.75)	0:49.41 [9] (0:12.20)	0:37.21 [9] (0:12.37)	0:24.84 [8] (0:12.27)	0:12.57 [5] (0:12.57)
Average Speed [km/h]	48.2	61.7	59.5	58.1	58.9	57.3
Top Speed [km/h]	64.7	62.4	61.7	60.0	60.1	59.2
Avg. Dist. to Rail [m]	4.7	2.1	1.5	0.4	1.3	3.3
Avg. Stride Freq. [Hz]	2.3	2.5	2.4	2.4	2.4	2.4
Avg. Stride Length [m]	5.8	7.0	6.8	6.7	6.7	6.6



- [ ] Ranking at each section and finish
- .-.- No data available at this section
- NA No data available



Horse/Jockey Name	Heroic Oscar
Final Rank	5
Fastest Section Time (Section)	0:11.64 (1000m)
Top Speed [km/h] (Section)	64.4 (Overall)
Race State	Finished



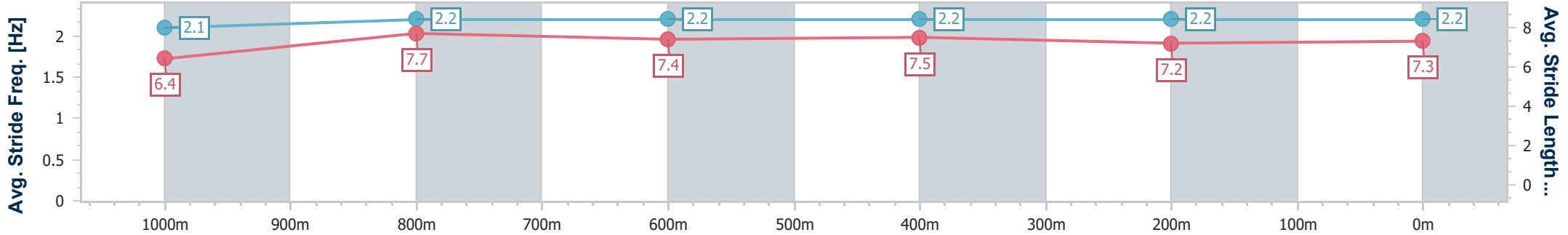
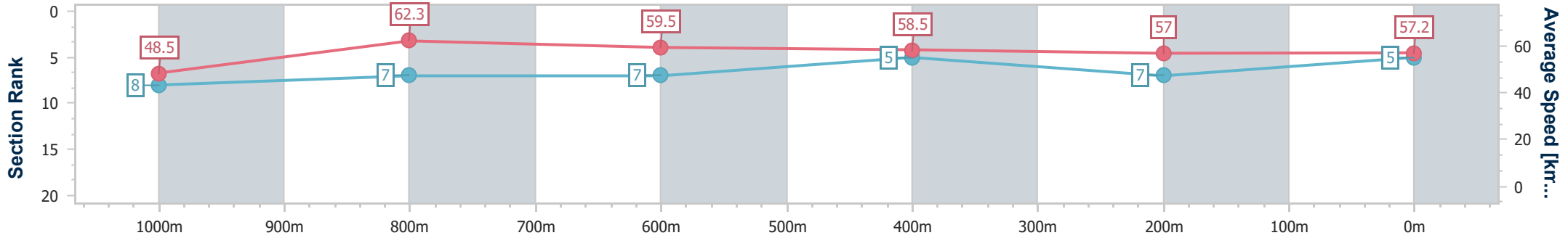
Toowoomba QLD Professional  
 Race 5: HARVEY NORMAN COMMERCIAL TOOWOOMBA  
 Maiden Handicap - 1200m



17 August 2024 - 19:38

Track Rating: Soft 5, Weather: Fine, Rail Position: +4m Entire

Section	Overall	1000m	800m	600m	400m	200m
Section Times	1:16.17 [5] (0:14.84)	1:01.33 [8] (0:11.64)	0:49.69 [7] (0:12.15)	0:37.54 [7] (0:12.31)	0:25.23 [5] (0:12.65)	0:12.58 [7] (0:12.58)
Average Speed [km/h]	48.5	62.3	59.5	58.5	57.0	57.2
Top Speed [km/h]	64.4	63.1	61.0	59.9	58.3	58.1
Avg. Dist. to Rail [m]	2.6	1.7	0.9	0.3	0.3	0.9
Avg. Stride Freq. [Hz]	2.1	2.2	2.2	2.2	2.2	2.2
Avg. Stride Length [m]	6.4	7.7	7.4	7.5	7.2	7.3



- [ ] Ranking at each section and finish
- .-.- No data available at this section
- NA No data available





Horse/Jockey Name	Field Of Mars
Final Rank	6
Fastest Section Time (Section)	0:11.46 (1000m)
Top Speed [km/h] (Section)	67.4 (Overall)
Race State	Finished



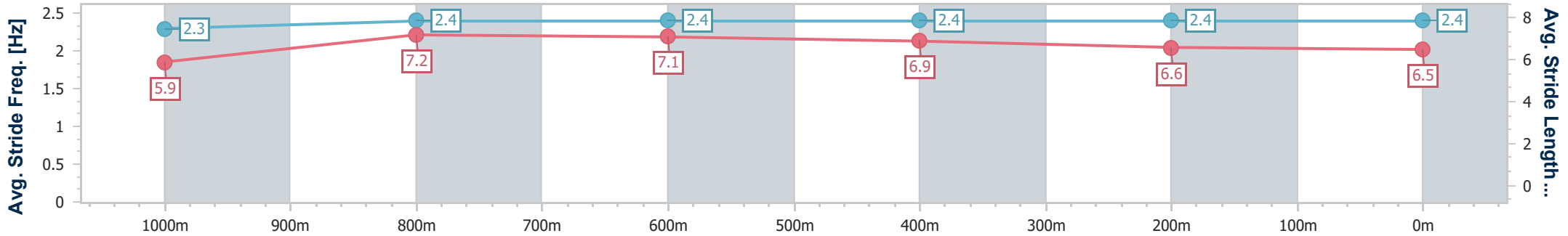
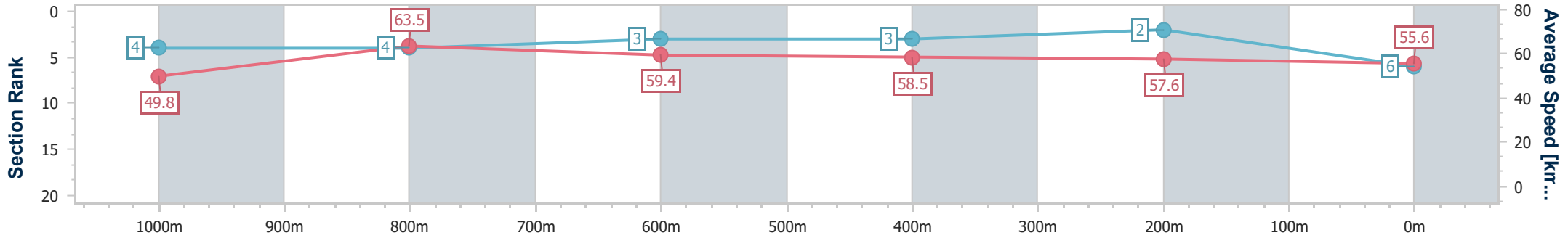
Toowoomba QLD Professional  
 Race 5: HARVEY NORMAN COMMERCIAL TOOWOOMBA  
 Maiden Handicap - 1200m



17 August 2024 - 19:38

Track Rating: Soft 5, Weather: Fine, Rail Position: +4m Entire

Section	Overall	1000m	800m	600m	400m	200m
Section Times	1:16.27 [6] (0:14.47)	1:01.80 [4] (0:11.46)	0:50.34 [4] (0:12.20)	0:38.14 [3] (0:12.52)	0:25.62 [3] (0:12.67)	0:12.95 [2] (0:12.95)
Average Speed [km/h]	49.8	63.5	59.4	58.5	57.6	55.6
Top Speed [km/h]	67.4	65.8	61.5	59.8	58.6	57.6
Avg. Dist. to Rail [m]	7.1	3.1	3.1	3.3	4.0	2.4
Avg. Stride Freq. [Hz]	2.3	2.4	2.4	2.4	2.4	2.4
Avg. Stride Length [m]	5.9	7.2	7.1	6.9	6.6	6.5



- [ ] Ranking at each section and finish
- .-.- No data available at this section
- NA No data available



Horse/Jockey Name	Prophet Of Boom
Final Rank	7
Fastest Section Time (Section)	0:11.83 (1000m)
Top Speed [km/h] (Section)	63.9 (Overall)
Race State	Finished



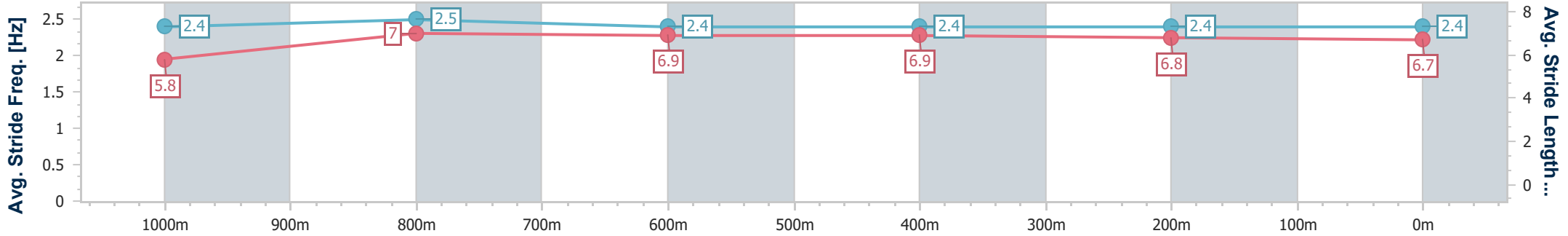
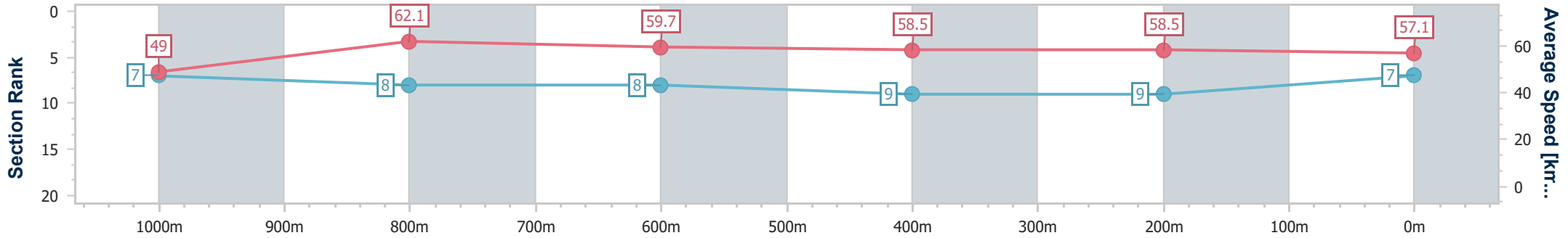
Toowoomba QLD Professional  
 Race 5: HARVEY NORMAN COMMERCIAL TOOWOOMBA  
 Maiden Handicap - 1200m



17 August 2024 - 19:38

Track Rating: Soft 5, Weather: Fine, Rail Position: +4m Entire

Section	Overall	1000m	800m	600m	400m	200m
Section Times	1:16.32 [7] (0:14.69)	1:01.63 [7] (0:11.83)	0:49.80 [8] (0:12.29)	0:37.51 [8] (0:12.50)	0:25.01 [9] (0:12.40)	0:12.61 [9] (0:12.61)
Average Speed [km/h]	49.0	62.1	59.7	58.5	58.5	57.1
Top Speed [km/h]	63.9	63.1	60.7	60.2	59.5	58.6
Avg. Dist. to Rail [m]	9.7	5.8	5.3	2.7	2.5	4.2
Avg. Stride Freq. [Hz]	2.4	2.5	2.4	2.4	2.4	2.4
Avg. Stride Length [m]	5.8	7.0	6.9	6.9	6.8	6.7



- [ ] Ranking at each section and finish
- .-.- No data available at this section
- NA No data available



Horse/Jockey Name	Dolly Disco
Final Rank	8
Fastest Section Time (Section)	0:12.03 (1000m)
Top Speed [km/h] (Section)	62.5 (1000m)
Race State	Finished



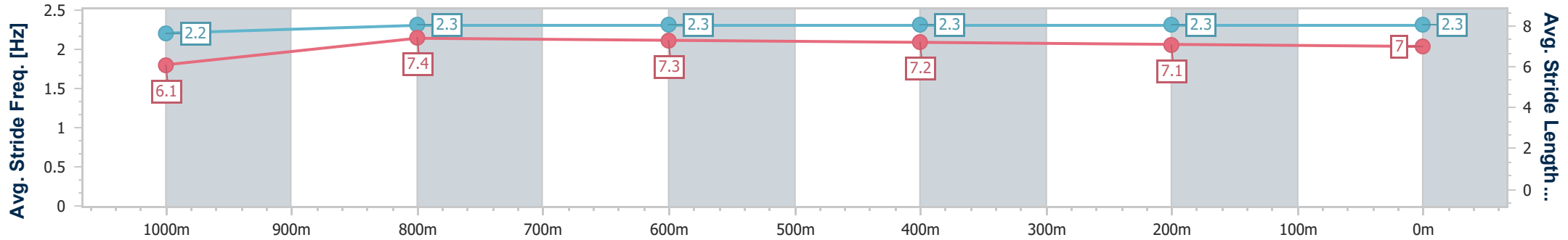
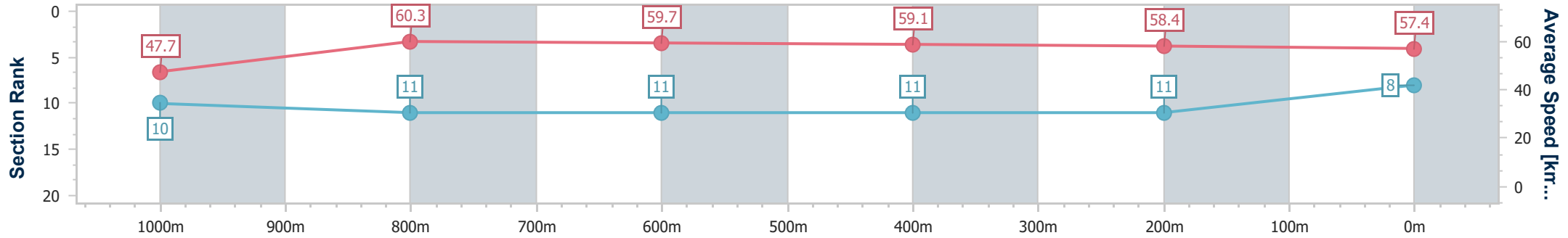
Toowoomba QLD Professional  
 Race 5: HARVEY NORMAN COMMERCIAL TOOWOOMBA  
 Maiden Handicap - 1200m



17 August 2024 - 19:38

Track Rating: Soft 5, Weather: Fine, Rail Position: +4m Entire

Section	Overall	1000m	800m	600m	400m	200m
Section Times	1:16.47 [8] (0:15.06)	1:01.41 [10] (0:12.03)	0:49.38 [11] (0:12.16)	0:37.22 [11] (0:12.29)	0:24.93 [11] (0:12.38)	0:12.55 [11] (0:12.55)
Average Speed [km/h]	47.7	60.3	59.7	59.1	58.4	57.4
Top Speed [km/h]	62.3	62.5	62.3	60.7	59.4	58.4
Avg. Dist. to Rail [m]	4.6	2.0	2.0	1.7	1.7	3.6
Avg. Stride Freq. [Hz]	2.2	2.3	2.3	2.3	2.3	2.3
Avg. Stride Length [m]	6.1	7.4	7.3	7.2	7.1	7.0



- [ ] Ranking at each section and finish
- .-.- No data available at this section
- NA No data available



Horse/Jockey Name	Pow Now
Final Rank	9
Fastest Section Time (Section)	0:11.31 (1000m)
Top Speed [km/h] (Section)	66.4 (1000m)
Race State	Finished



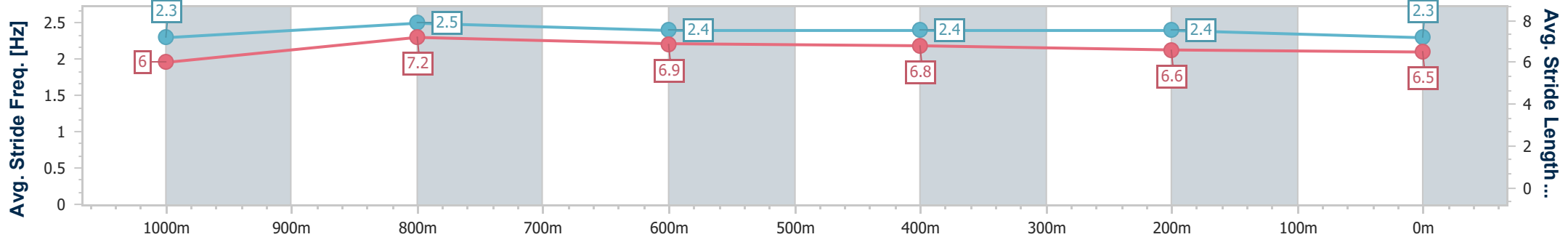
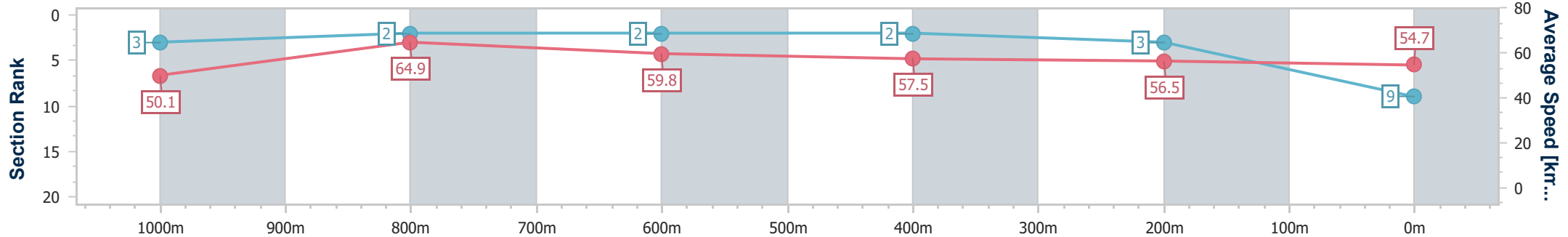
Toowoomba QLD Professional  
 Race 5: HARVEY NORMAN COMMERCIAL TOOWOOMBA  
 Maiden Handicap - 1200m



17 August 2024 - 19:38

Track Rating: Soft 5, Weather: Fine, Rail Position: +4m Entire

Section	Overall	1000m	800m	600m	400m	200m
Section Times	1:16.48 [9] (0:14.34)	1:02.14 [3] (0:11.31)	0:50.83 [2] (0:12.26)	0:38.57 [2] (0:12.68)	0:25.89 [2] (0:12.75)	0:13.14 [3] (0:13.14)
Average Speed [km/h]	50.1	64.9	59.8	57.5	56.5	54.7
Top Speed [km/h]	65.9	66.4	62.3	59.7	57.5	56.3
Avg. Dist. to Rail [m]	11.3	5.6	5.1	2.2	0.3	1.0
Avg. Stride Freq. [Hz]	2.3	2.5	2.4	2.4	2.4	2.3
Avg. Stride Length [m]	6.0	7.2	6.9	6.8	6.6	6.5



- [ ] Ranking at each section and finish
- .-.- No data available at this section
- NA No data available



Horse/Jockey Name	Outta Beauty
Final Rank	10
Fastest Section Time (Section)	0:11.78 (1000m)
Top Speed [km/h] (Section)	63.3 (Overall)
Race State	Finished



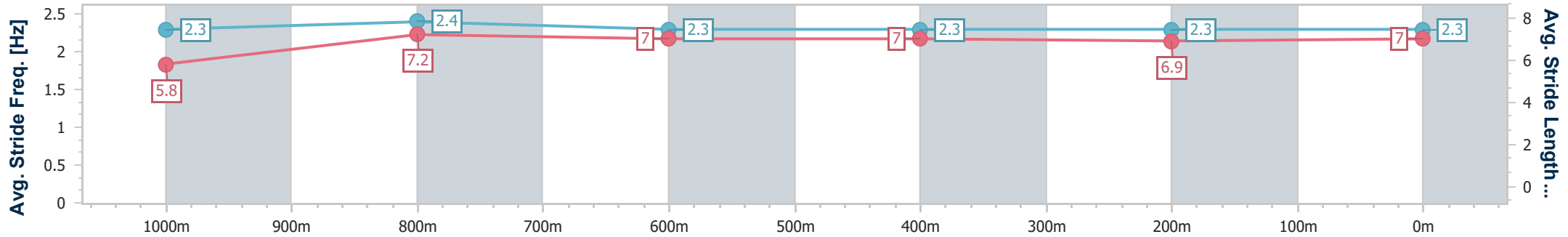
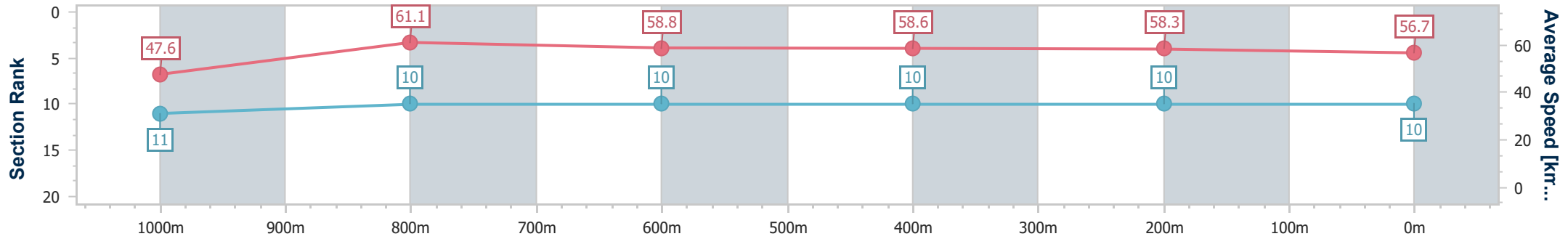
Toowoomba QLD Professional  
 Race 5: HARVEY NORMAN COMMERCIAL TOOWOOMBA  
 Maiden Handicap - 1200m



17 August 2024 - 19:38

Track Rating: Soft 5, Weather: Fine, Rail Position: +4m Entire

Section	Overall	1000m	800m	600m	400m	200m
Section Times	1:16.57 [10] (0:15.14)	1:01.43 [11] (0:11.78)	0:49.65 [10] (0:12.27)	0:37.38 [10] (0:12.34)	0:25.04 [10] (0:12.36)	0:12.68 [10] (0:12.68)
Average Speed [km/h]	47.6	61.1	58.8	58.6	58.3	56.7
Top Speed [km/h]	63.3	62.9	60.5	60.3	59.1	57.4
Avg. Dist. to Rail [m]	2.7	0.7	0.4	0.8	0.3	2.0
Avg. Stride Freq. [Hz]	2.3	2.4	2.3	2.3	2.3	2.3
Avg. Stride Length [m]	5.8	7.2	7.0	7.0	6.9	7.0



- [ ] Ranking at each section and finish
- .-.- No data available at this section
- NA No data available



Horse/Jockey Name	Exfoliate
Final Rank	11
Fastest Section Time (Section)	0:12.08 (1000m)
Top Speed [km/h] (Section)	63.0 (Overall)
Race State	Finished



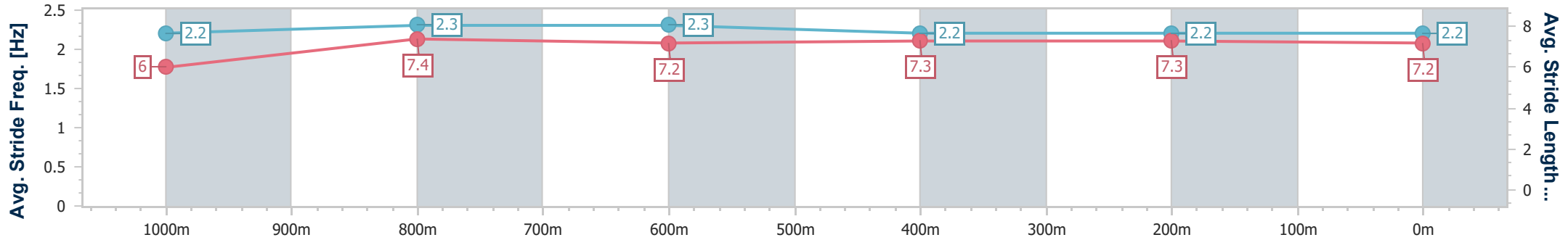
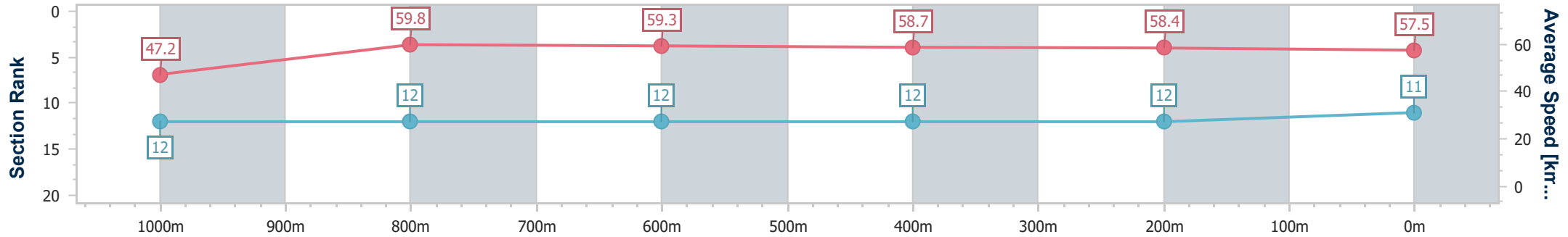
Toowoomba QLD Professional  
 Race 5: HARVEY NORMAN COMMERCIAL TOOWOOMBA  
 Maiden Handicap - 1200m



17 August 2024 - 19:38

Track Rating: Soft 5, Weather: Fine, Rail Position: +4m Entire

Section	Overall	1000m	800m	600m	400m	200m
Section Times	1:16.72 [11] (0:15.24)	1:01.48 [12] (0:12.08)	0:49.40 [12] (0:12.18)	0:37.22 [12] (0:12.37)	0:24.85 [12] (0:12.34)	0:12.51 [12] (0:12.51)
Average Speed [km/h]	47.2	59.8	59.3	58.7	58.4	57.5
Top Speed [km/h]	63.0	61.7	61.7	59.5	59.3	58.9
Avg. Dist. to Rail [m]	6.3	1.2	1.8	1.0	0.8	2.9
Avg. Stride Freq. [Hz]	2.2	2.3	2.3	2.2	2.2	2.2
Avg. Stride Length [m]	6.0	7.4	7.2	7.3	7.3	7.2



- [ ] Ranking at each section and finish
- .-.- No data available at this section
- NA No data available



Horse/Jockey Name	Kraken Edition
Final Rank	12
Fastest Section Time (Section)	0:11.64 (1000m)
Top Speed [km/h] (Section)	64.0 (1000m)
Race State	Finished



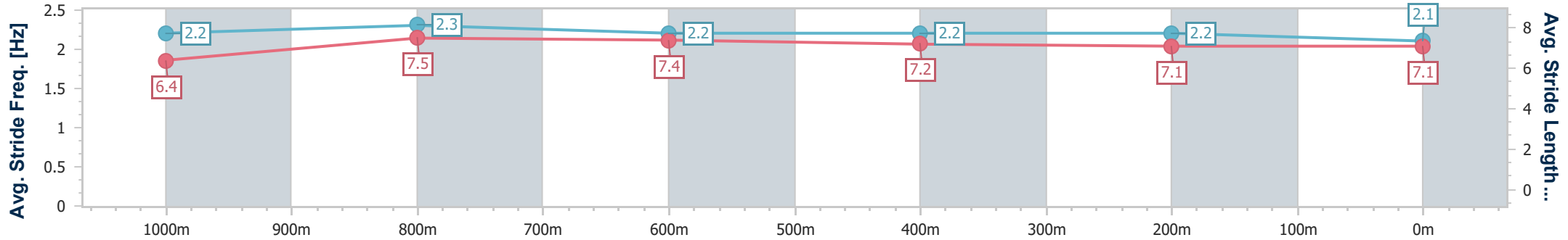
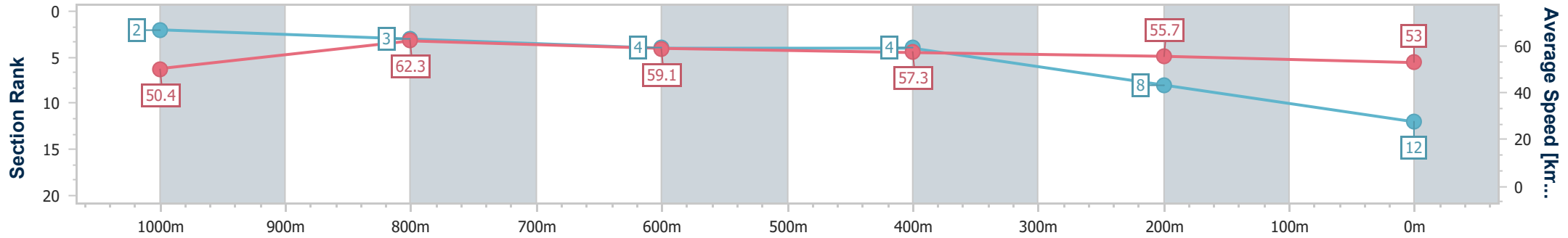
Toowoomba QLD Professional  
 Race 5: HARVEY NORMAN COMMERCIAL TOWOOMBA  
 Maiden Handicap - 1200m



17 August 2024 - 19:38

Track Rating: Soft 5, Weather: Fine, Rail Position: +4m Entire

Section	Overall	1000m	800m	600m	400m	200m
Section Times	1:17.19 [12] (0:14.27)	1:02.92 [2] (0:11.64)	0:51.28 [3] (0:12.23)	0:39.05 [4] (0:12.58)	0:26.47 [4] (0:12.89)	0:13.58 [8] (0:13.58)
Average Speed [km/h]	50.4	62.3	59.1	57.3	55.7	53.0
Top Speed [km/h]	63.6	64.0	60.5	59.5	56.7	55.1
Avg. Dist. to Rail [m]	4.1	1.6	1.3	0.6	1.1	0.5
Avg. Stride Freq. [Hz]	2.2	2.3	2.2	2.2	2.2	2.1
Avg. Stride Length [m]	6.4	7.5	7.4	7.2	7.1	7.1



- [ ] Ranking at each section and finish
- .-.- No data available at this section
- NA No data available



# Toowoomba QLD Professional

## Race 6: EMPIRE OF JAPAN QTIS Three-Year-Old Maiden Plate - 1200m

17 August 2024 - 20:10



Track Rating: Soft 5, Weather: Fine, Rail Position: +4m Entire

Section		Overall	1000m	800m	600m	400m	200m	Last 600m					
Field Times		1:15.36 (0:13.97)	1:01.39 (0:11.60)	0:49.79 (0:12.48)	0:37.31 (0:12.64)	0:24.67 (0:12.35)	0:12.32 (0:12.32)	0:37.31					
Rank	TAB Horse/Jockey	Barrier	Top Speed [km/h]	Fastest Section	Margin								Distance Travelled [m]
1	5 MINE KART CARNAGE Anthony Allen	2	65.8 Overall	0:11.59 1000m	1:15.36 [1] (0:14.24)	1:01.12 [4] (0:11.59)	0:49.53 [3] (0:12.41)	0:37.12 [3] (0:12.61)	0:24.51 [3] (0:12.19)	0:12.32 [1] (0:12.32)	1:15.36	0:37.12	
2	7 SOWILO SIREN Amy Graham	9	65.5 1000m	0:11.60 1000m	1:16.08 [2] (0:13.97)	1:02.11 [1] (0:11.60)	0:50.51 [1] (0:12.48)	0:38.03 [1] (0:12.64)	0:25.39 [1] (0:12.45)	0:12.94 [2] (0:12.94)	4L	0:38.03	-4
3	10 PROPOSE Shania Willis	6	65.3 Overall	0:11.67 1000m	1:16.13 [3] (0:14.38)	1:01.75 [5] (0:11.67)	0:50.08 [5] (0:12.38)	0:37.70 [4] (0:12.49)	0:25.21 [5] (0:12.56)	0:12.65 [5] (0:12.65)	4.2L	0:37.70	+7
4	11 TARIFA Les Tilley	3	65.8 Overall	0:11.81 1000m	1:16.19 [4] (0:14.16)	1:02.03 [3] (0:11.81)	0:50.22 [4] (0:12.47)	0:37.75 [5] (0:12.44)	0:25.31 [4] (0:12.34)	0:12.97 [3] (0:12.97)	4.5L	0:37.75	+1
5	9 JUST WANT YOU BACK Landan Sykes	1	64.0 Overall	0:11.71 1000m	1:16.29 [5] (0:14.99)	1:01.30 [8] (0:11.71)	0:49.59 [8] (0:12.34)	0:37.25 [8] (0:12.55)	0:24.70 [8] (0:12.44)	0:12.26 [7] (0:12.26)	5L	0:37.25	-2
6	2 BOYSAREBACKINTOWN Dylan Bennett	7	66.0 Overall	0:11.65 1000m	1:16.40 [6] (0:14.04)	1:02.36 [2] (0:11.65)	0:50.71 [2] (0:12.46)	0:38.25 [2] (0:12.61)	0:25.64 [2] (0:12.53)	0:13.11 [4] (0:13.11)	5.5L	0:38.25	+3
7	4 MARSEILLE Madeleine Wishart	5	64.9 Overall	0:11.58 1000m	1:16.81 [7] (0:14.69)	1:02.12 [6] (0:11.58)	0:50.54 [6] (0:12.32)	0:38.22 [6] (0:12.62)	0:25.60 [6] (0:12.71)	0:12.89 [6] (0:12.89)	7.8L	0:38.22	-4
8	6 MISHANI BRAZILIAN Nozi Tomizawa	8	63.7 1000m	0:11.73 1000m	1:17.25 [8] (0:14.74)	1:02.51 [7] (0:11.73)	0:50.78 [7] (0:12.26)	0:38.52 [7] (0:12.63)	0:25.89 [7] (0:12.70)	0:13.19 [8] (0:13.19)	10.3L	0:38.52	+2

Scratched: Augury (#1), Just Cliffy (#3), Banksia Beach (#8)

[ ] Ranking at each section and finish  
 -:-:- No data available at this section  
 NA No data available

SCN Saddle cloth number  
 DNF Did not finish  
 DNT Did not track





Horse/Jockey Name	Mine Kart Carnage
Final Rank	1
Fastest Section Time (Section)	0:11.59 (1000m)
Top Speed [km/h] (Section)	65.8 (Overall)
Race State	Finished



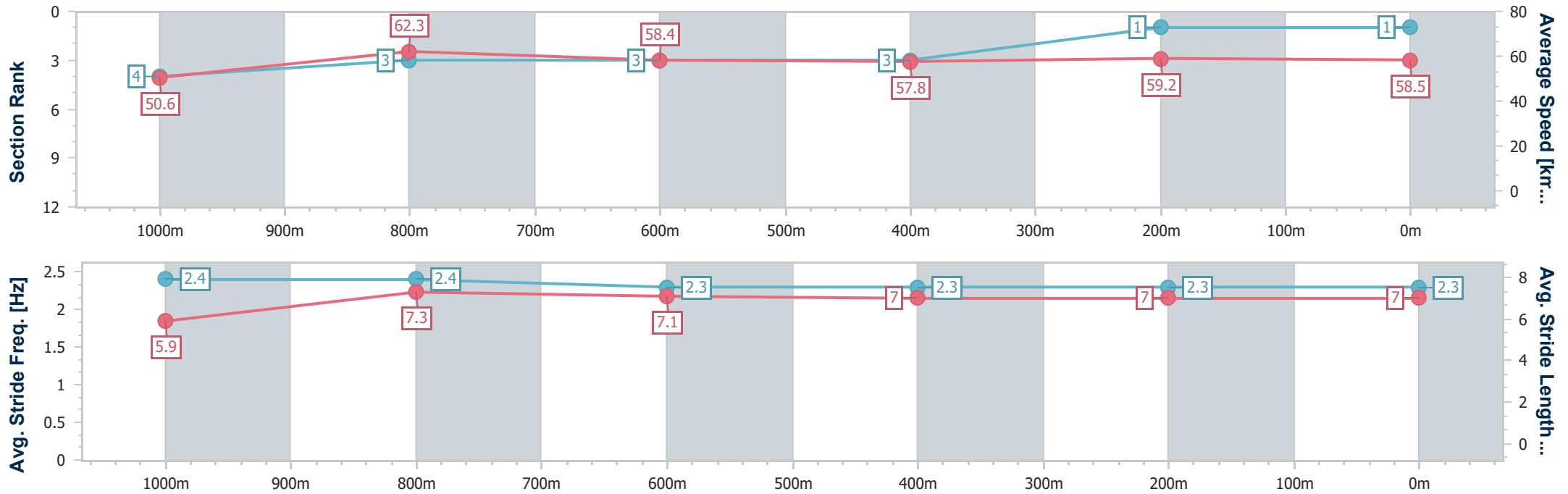
Toowoomba QLD Professional  
Race 6: EMPIRE OF JAPAN QTIS Three-Year-Old Maiden Plate - 1200m



17 August 2024 - 20:10

Track Rating: Soft 5, Weather: Fine, Rail Position: +4m Entire

Section	Overall	1000m	800m	600m	400m	200m
Section Times	1:15.36 [1] (0:14.24)	1:01.12 [4] (0:11.59)	0:49.53 [3] (0:12.41)	0:37.12 [3] (0:12.61)	0:24.51 [3] (0:12.19)	0:12.32 [1] (0:12.32)
Average Speed [km/h]	50.6	62.3	58.4	57.8	59.2	58.5
Top Speed [km/h]	65.8	64.3	59.8	59.0	60.1	60.4
Avg. Dist. to Rail [m]	2.6	2.2	1.9	1.6	0.5	0.7
Avg. Stride Freq. [Hz]	2.4	2.4	2.3	2.3	2.3	2.3
Avg. Stride Length [m]	5.9	7.3	7.1	7.0	7.0	7.0



- [ ] Ranking at each section and finish
- .-.- No data available at this section
- NA No data available



Horse/Jockey Name	Sowilo Siren
Final Rank	2
Fastest Section Time (Section)	0:11.60 (1000m)
Top Speed [km/h] (Section)	65.5 (1000m)
Race State	Finished



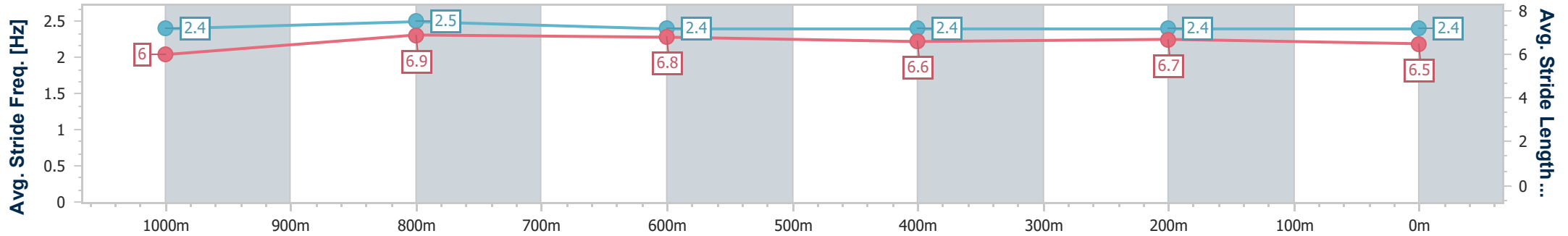
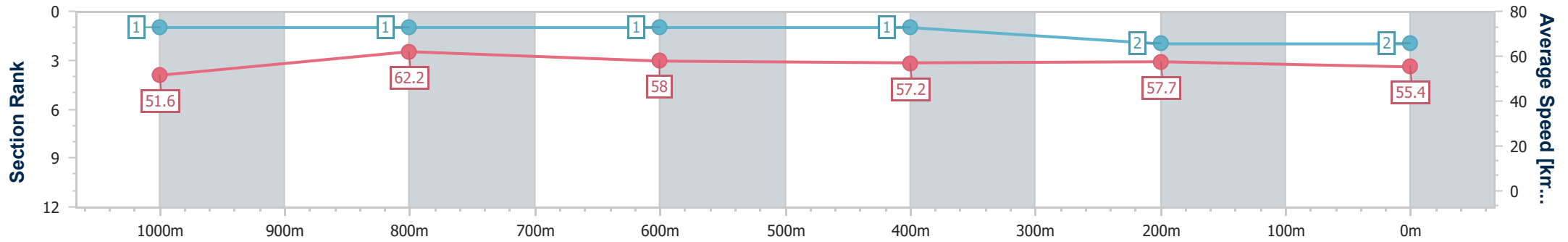
Toowoomba QLD Professional  
Race 6: EMPIRE OF JAPAN QTIS Three-Year-Old Maiden Plate - 1200m



17 August 2024 - 20:10

Track Rating: Soft 5, Weather: Fine, Rail Position: +4m Entire

Section	Overall	1000m	800m	600m	400m	200m
Section Times	1:16.08 [2] (0:13.97)	1:02.11 [1] (0:11.60)	0:50.51 [1] (0:12.48)	0:38.03 [1] (0:12.64)	0:25.39 [1] (0:12.45)	0:12.94 [2] (0:12.94)
Average Speed [km/h]	51.6	62.2	58.0	57.2	57.7	55.4
Top Speed [km/h]	65.5	65.5	59.7	58.6	59.1	58.1
Avg. Dist. to Rail [m]	6.3	1.8	1.5	0.4	0.3	0.4
Avg. Stride Freq. [Hz]	2.4	2.5	2.4	2.4	2.4	2.4
Avg. Stride Length [m]	6.0	6.9	6.8	6.6	6.7	6.5



- [ ] Ranking at each section and finish
- .-.- No data available at this section
- NA No data available



Horse/Jockey Name	Propose
Final Rank	3
Fastest Section Time (Section)	0:11.67 (1000m)
Top Speed [km/h] (Section)	65.3 (Overall)
Race State	Finished



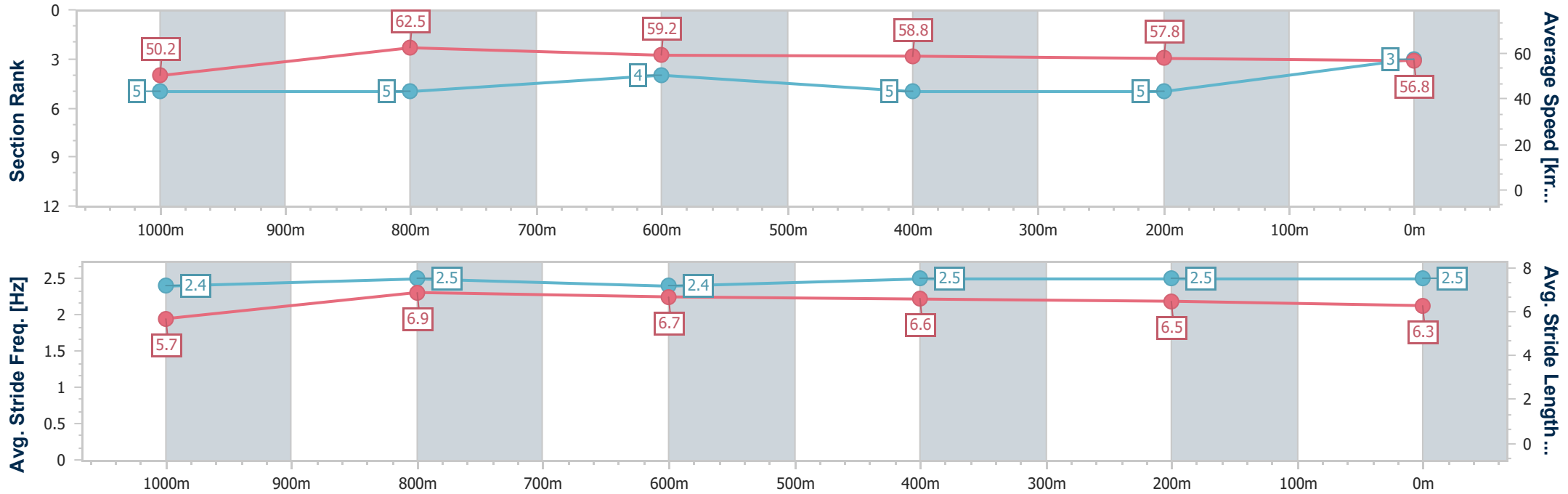
Toowoomba QLD Professional  
Race 6: EMPIRE OF JAPAN QTIS Three-Year-Old Maiden Plate - 1200m



17 August 2024 - 20:10

Track Rating: Soft 5, Weather: Fine, Rail Position: +4m Entire

Section	Overall	1000m	800m	600m	400m	200m
Section Times	1:16.13 [3] (0:14.38)	1:01.75 [5] (0:11.67)	0:50.08 [5] (0:12.38)	0:37.70 [4] (0:12.49)	0:25.21 [5] (0:12.56)	0:12.65 [5] (0:12.65)
Average Speed [km/h]	50.2	62.5	59.2	58.8	57.8	56.8
Top Speed [km/h]	65.3	65.2	60.9	60.3	58.8	58.4
Avg. Dist. to Rail [m]	5.4	3.9	5.2	4.1	2.8	7.4
Avg. Stride Freq. [Hz]	2.4	2.5	2.4	2.5	2.5	2.5
Avg. Stride Length [m]	5.7	6.9	6.7	6.6	6.5	6.3



- [ ] Ranking at each section and finish
- .-.- No data available at this section
- NA No data available



Horse/Jockey Name	Tarifa
Final Rank	4
Fastest Section Time (Section)	0:11.81 (1000m)
Top Speed [km/h] (Section)	65.8 (Overall)
Race State	Finished



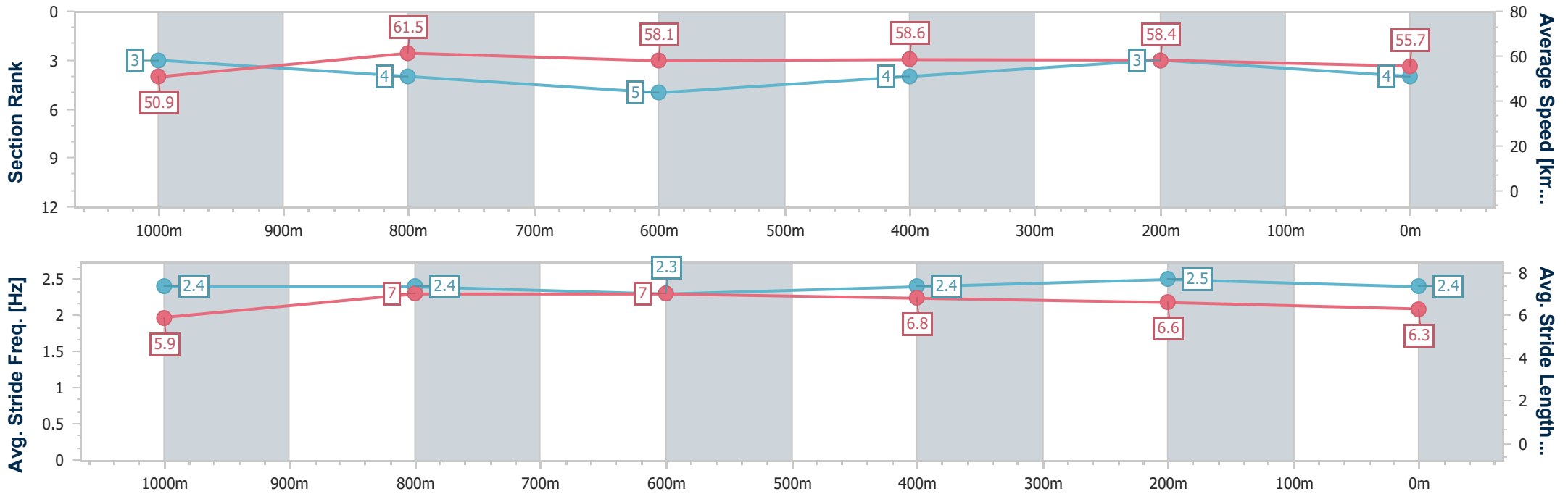
Toowoomba QLD Professional  
Race 6: EMPIRE OF JAPAN QTIS Three-Year-Old Maiden Plate - 1200m



17 August 2024 - 20:10

Track Rating: Soft 5, Weather: Fine, Rail Position: +4m Entire

Section	Overall	1000m	800m	600m	400m	200m
Section Times	1:16.19 [4] (0:14.16)	1:02.03 [3] (0:11.81)	0:50.22 [4] (0:12.47)	0:37.75 [5] (0:12.44)	0:25.31 [4] (0:12.34)	0:12.97 [3] (0:12.97)
Average Speed [km/h]	50.9	61.5	58.1	58.6	58.4	55.7
Top Speed [km/h]	65.8	63.0	59.4	59.7	60.1	57.2
Avg. Dist. to Rail [m]	3.4	2.4	1.9	2.3	1.6	3.3
Avg. Stride Freq. [Hz]	2.4	2.4	2.3	2.4	2.5	2.4
Avg. Stride Length [m]	5.9	7.0	7.0	6.8	6.6	6.3



- [ ] Ranking at each section and finish
- .-.- No data available at this section
- NA No data available



Horse/Jockey Name	Just Want You Back
Final Rank	5
Fastest Section Time (Section)	0:11.71 (1000m)
Top Speed [km/h] (Section)	64.0 (Overall)
Race State	Finished



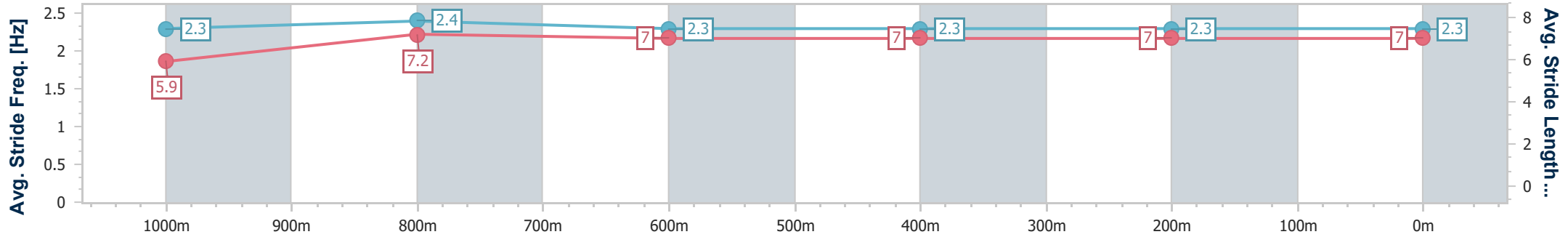
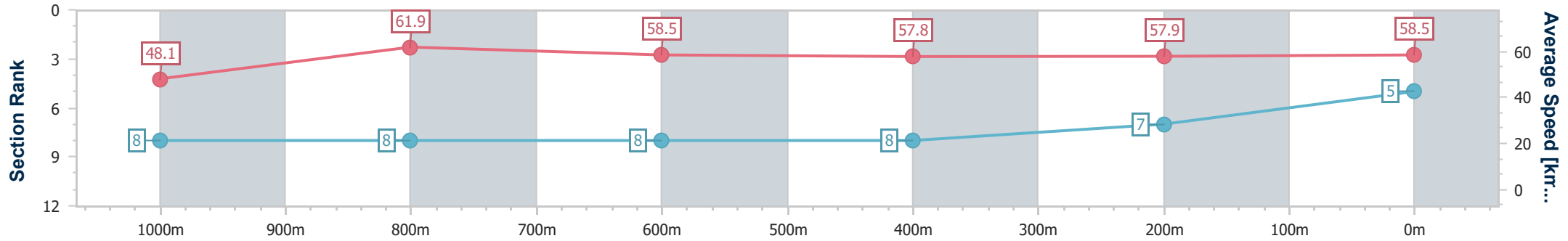
Toowoomba QLD Professional  
Race 6: EMPIRE OF JAPAN QTIS Three-Year-Old Maiden Plate - 1200m



17 August 2024 - 20:10

Track Rating: Soft 5, Weather: Fine, Rail Position: +4m Entire

Section	Overall	1000m	800m	600m	400m	200m
Section Times	1:16.29 [5] (0:14.99)	1:01.30 [8] (0:11.71)	0:49.59 [8] (0:12.34)	0:37.25 [8] (0:12.55)	0:24.70 [8] (0:12.44)	0:12.26 [7] (0:12.26)
Average Speed [km/h]	48.1	61.9	58.5	57.8	57.9	58.5
Top Speed [km/h]	64.0	63.8	61.1	58.7	59.5	59.5
Avg. Dist. to Rail [m]	2.6	1.9	1.3	1.1	0.2	0.4
Avg. Stride Freq. [Hz]	2.3	2.4	2.3	2.3	2.3	2.3
Avg. Stride Length [m]	5.9	7.2	7.0	7.0	7.0	7.0



- [ ] Ranking at each section and finish
- .-.- No data available at this section
- NA No data available



Horse/Jockey Name	Boysarebackintown
Final Rank	6
Fastest Section Time (Section)	0:11.65 (1000m)
Top Speed [km/h] (Section)	66.0 (Overall)
Race State	Finished



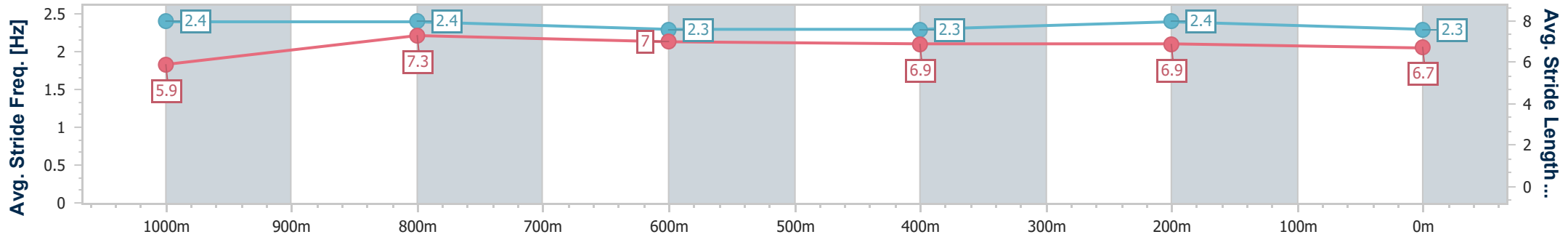
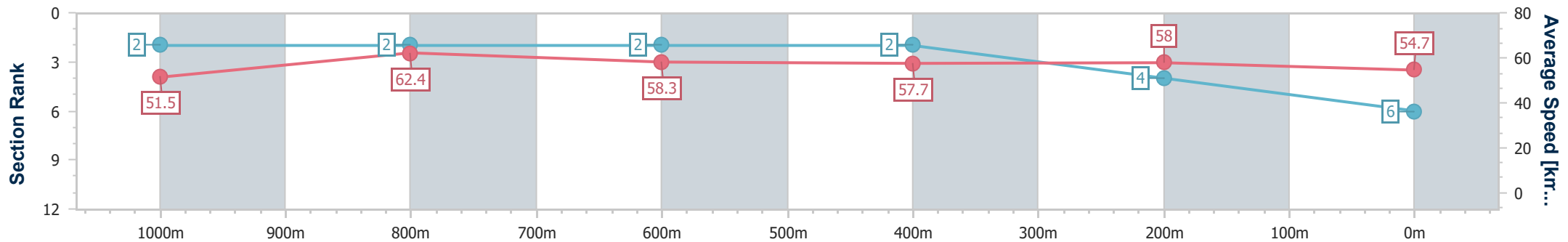
Toowoomba QLD Professional  
Race 6: EMPIRE OF JAPAN QTIS Three-Year-Old Maiden Plate - 1200m



17 August 2024 - 20:10

Track Rating: Soft 5, Weather: Fine, Rail Position: +4m Entire

Section	Overall	1000m	800m	600m	400m	200m
Section Times	1:16.40 [6] (0:14.04)	1:02.36 [2] (0:11.65)	0:50.71 [2] (0:12.46)	0:38.25 [2] (0:12.61)	0:25.64 [2] (0:12.53)	0:13.11 [4] (0:13.11)
Average Speed [km/h]	51.5	62.4	58.3	57.7	58.0	54.7
Top Speed [km/h]	66.0	65.8	59.3	58.8	58.9	56.6
Avg. Dist. to Rail [m]	6.4	3.2	2.6	2.2	2.4	2.5
Avg. Stride Freq. [Hz]	2.4	2.4	2.3	2.3	2.4	2.3
Avg. Stride Length [m]	5.9	7.3	7.0	6.9	6.9	6.7



- [ ] Ranking at each section and finish
- .-.- No data available at this section
- NA No data available



Horse/Jockey Name	Marseille
Final Rank	7
Fastest Section Time (Section)	0:11.58 (1000m)
Top Speed [km/h] (Section)	64.9 (Overall)
Race State	Finished



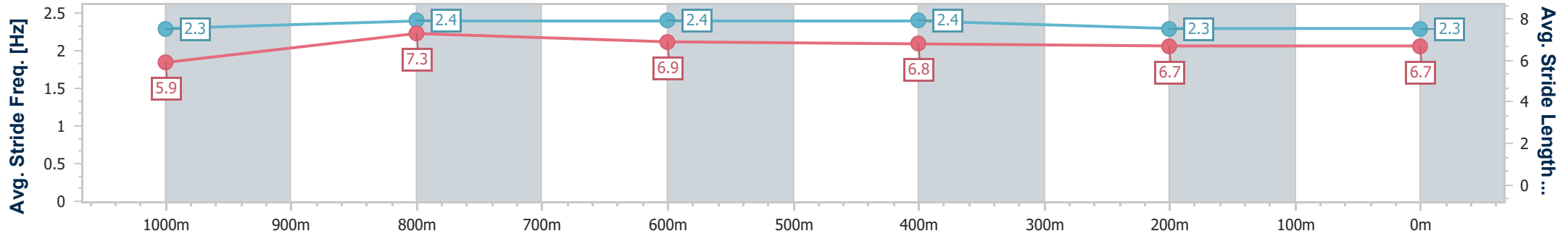
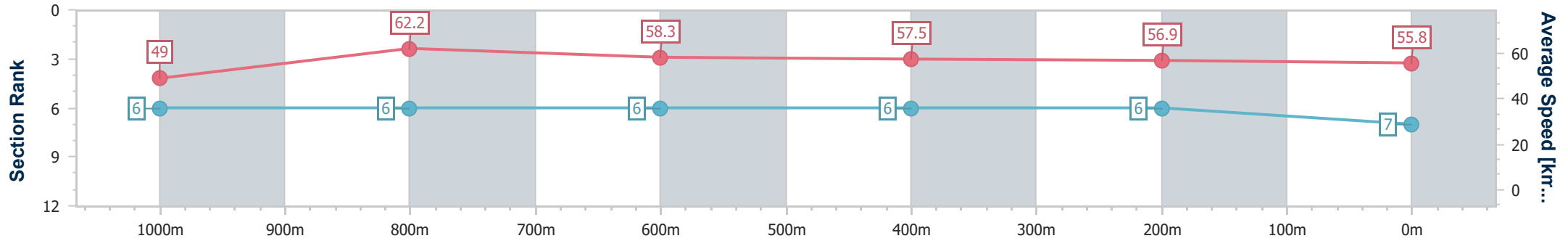
Toowoomba QLD Professional  
Race 6: EMPIRE OF JAPAN QTIS Three-Year-Old Maiden Plate - 1200m



17 August 2024 - 20:10

Track Rating: Soft 5, Weather: Fine, Rail Position: +4m Entire

Section	Overall	1000m	800m	600m	400m	200m
Section Times	1:16.81 [7] (0:14.69)	1:02.12 [6] (0:11.58)	0:50.54 [6] (0:12.32)	0:38.22 [6] (0:12.62)	0:25.60 [6] (0:12.71)	0:12.89 [6] (0:12.89)
Average Speed [km/h]	49.0	62.2	58.3	57.5	56.9	55.8
Top Speed [km/h]	64.9	63.3	60.7	59.0	57.8	58.3
Avg. Dist. to Rail [m]	2.7	0.3	0.4	1.6	0.8	2.1
Avg. Stride Freq. [Hz]	2.3	2.4	2.4	2.4	2.3	2.3
Avg. Stride Length [m]	5.9	7.3	6.9	6.8	6.7	6.7



- [ ] Ranking at each section and finish
- .-.- No data available at this section
- NA No data available



Horse/Jockey Name	Mishani Brazilian
Final Rank	8
Fastest Section Time (Section)	0:11.73 (1000m)
Top Speed [km/h] (Section)	63.7 (1000m)
Race State	Finished



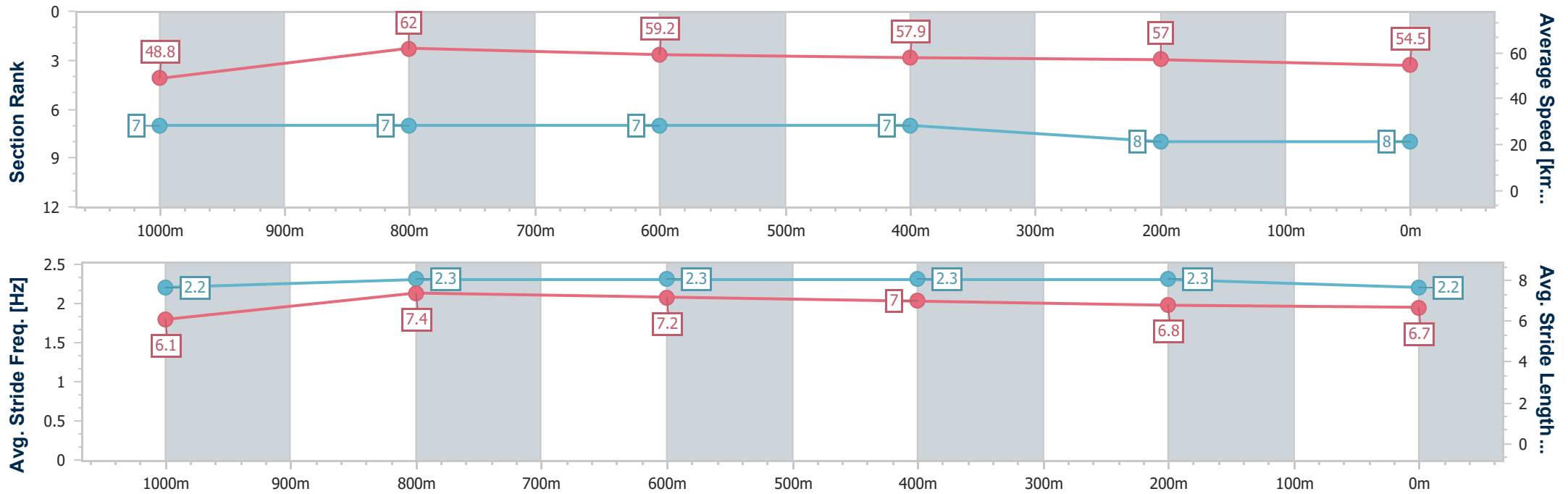
Toowoomba QLD Professional  
Race 6: EMPIRE OF JAPAN QTIS Three-Year-Old Maiden Plate - 1200m



17 August 2024 - 20:10

Track Rating: Soft 5, Weather: Fine, Rail Position: +4m Entire

Section	Overall	1000m	800m	600m	400m	200m
Section Times	1:17.25 [8] (0:14.74)	1:02.51 [7] (0:11.73)	0:50.78 [7] (0:12.26)	0:38.52 [7] (0:12.63)	0:25.89 [7] (0:12.70)	0:13.19 [8] (0:13.19)
Average Speed [km/h]	48.8	62.0	59.2	57.9	57.0	54.5
Top Speed [km/h]	63.4	63.7	61.7	59.5	57.7	57.0
Avg. Dist. to Rail [m]	5.9	2.8	2.8	2.4	1.8	2.6
Avg. Stride Freq. [Hz]	2.2	2.3	2.3	2.3	2.3	2.2
Avg. Stride Length [m]	6.1	7.4	7.2	7.0	6.8	6.7



- [ ] Ranking at each section and finish
- .-.- No data available at this section
- NA No data available





# Toowoomba QLD Professional

## Race 7: NEIL MANSELL CONCRETE Maiden Handicap - 2150m

17 August 2024 - 20:40



Track Rating: Soft 5, Weather: Fine, Rail Position: +4m Entire

Section		Overall	2000m	1800m	1600m	1400m	1200m	1000m	Last 600m				
Field Times		2:19.36 (0:12.37)	2:06.99 (0:11.66)	1:55.33 (0:12.17)	1:43.16 (0:11.66)	1:31.50 (0:11.90)	1:19.60 (0:12.37)	1:07.23 (0:13.27)	0:40.59				
Rank	TAB Horse/Jockey	Barrier	Top Speed [km/h]	Fastest Section									Distance Travelled [m]
1	6 FIT AND PROPER Luke Tarrant	1	63.8 2000m	0:11.49 2000m	2:19.36 [1] (0:12.55)	2:06.81 [2] (0:11.49)	1:55.32 [2] (0:12.21)	1:43.11 [3] (0:11.86)	1:31.25 [3] (0:12.34)	1:18.91 [3] (0:12.38)	1:06.53 [3] (0:13.06)	0:40.24	
2	7 LADY PARVATI Landan Sykes	8	62.9 2000m	0:11.67 2000m	2:19.44 [2] (0:12.86)	2:06.58 [5] (0:11.67)	1:54.91 [5] (0:12.23)	1:42.68 [5] (0:11.83)	1:30.85 [5] (0:12.22)	1:18.63 [5] (0:12.32)	1:06.31 [5] (0:12.92)	0:40.10	-4
3	2 HOW YA BEEN ANYWAY Les Tilley	4	64.2 1600m	0:11.63 2000m	2:20.08 [3] (0:12.60)	2:07.48 [3] (0:11.63)	1:55.85 [3] (0:11.99)	1:43.86 [2] (0:11.80)	1:32.06 [2] (0:11.97)	1:20.09 [2] (0:12.40)	1:07.69 [2] (0:13.03)	0:41.31	+2
4	3 MORE SUCCESS Nozi Tomizawa	7	63.2 2000m	0:11.70 2000m	2:20.43 [4] (0:13.26)	2:07.17 [6] (0:11.70)	1:55.47 [6] (0:12.09)	1:43.38 [6] (0:11.76)	1:31.62 [6] (0:12.18)	1:19.44 [6] (0:12.40)	1:07.04 [6] (0:13.02)	0:41.07	-1
5	8 THE BEST BAD BOY Amy Graham	3	65.2 2000m	0:11.66 2000m	2:22.70 [5] (0:12.37)	2:10.33 [1] (0:11.66)	1:58.67 [1] (0:12.17)	1:46.50 [1] (0:11.66)	1:34.84 [1] (0:11.90)	1:22.94 [1] (0:12.37)	1:10.57 [1] (0:13.27)	0:43.82	-10
6	5 A DEVIL'S CHANCE Shania Willis	5	63.6 1600m	0:11.66 2000m	2:25.18 [6] (0:12.81)	2:12.37 [4] (0:11.66)	2:00.71 [4] (0:12.04)	1:48.67 [4] (0:11.93)	1:36.74 [4] (0:12.25)	1:24.49 [4] (0:12.28)	1:12.21 [4] (0:13.00)	0:45.87	-13

Scratched: Helluva Soiree (#4), Nitrogen (#1)

[ ] Ranking at each section and finish  
 -:-:- No data available at this section  
 NA No data available

SCN Saddle cloth number  
 DNF Did not finish  
 DNT Did not track



# Toowoomba QLD Professional

## Race 7: NEIL MANSELL CONCRETE Maiden Handicap - 2150m

17 August 2024 - 20:40



Track Rating: Soft 5, Weather: Fine, Rail Position: +4m Entire

Section				800m	600m	400m	200m	Last 600m			
Field Times				0:53.96 (0:13.37)	0:40.59 (0:13.60)	0:26.99 (0:13.41)	0:13.58 (0:13.58)	0:40.59			
Rank	TAB Horse/Jockey	Barrier	Top Speed [km/h]	Fastest Section	Margin				Distance Travelled [m]		
1	6 FIT AND PROPER Luke Tarrant	1	63.8 2000m	0:11.49 2000m	0:53.47 [3] (0:13.23)	0:40.24 [3] (0:13.35)	0:26.89 [2] (0:13.31)	0:13.58 [1] (0:13.58)	2:19.36	0:40.24	
2	7 LADY PARVATI Landan Sykes	8	62.9 2000m	0:11.67 2000m	0:53.39 [5] (0:13.29)	0:40.10 [5] (0:13.47)	0:26.63 [5] (0:13.25)	0:13.38 [2] (0:13.38)	0.4L	0:40.10	-4
3	2 HOW YA BEEN ANYWAY Les Tilley	4	64.2 1600m	0:11.63 2000m	0:54.66 [2] (0:13.35)	0:41.31 [1] (0:13.60)	0:27.71 [1] (0:13.70)	0:14.01 [3] (0:14.01)	4.2L	0:41.31	+2
4	3 MORE SUCCESS Nozi Tomizawa	7	63.2 2000m	0:11.70 2000m	0:54.02 [6] (0:12.95)	0:41.07 [6] (0:13.39)	0:27.68 [4] (0:13.49)	0:14.19 [4] (0:14.19)	6.2L	0:41.07	-1
5	8 THE BEST BAD BOY Amy Graham	3	65.2 2000m	0:11.66 2000m	0:57.30 [1] (0:13.48)	0:43.82 [2] (0:13.61)	0:30.21 [3] (0:14.35)	0:15.86 [5] (0:15.86)	19.5L	0:43.82	-10
6	5 A DEVIL'S CHANCE Shania Willis	5	63.6 1600m	0:11.66 2000m	0:59.21 [4] (0:13.34)	0:45.87 [4] (0:13.73)	0:32.14 [6] (0:14.81)	0:17.33 [6] (0:17.33)	34L	0:45.87	-13

Scratched: Helluva Soiree (#4), Nitrogen (#1)

[ ] Ranking at each section and finish  
 -:-:- No data available at this section  
 NA No data available

SCN Saddle cloth number  
 DNF Did not finish  
 DNT Did not track



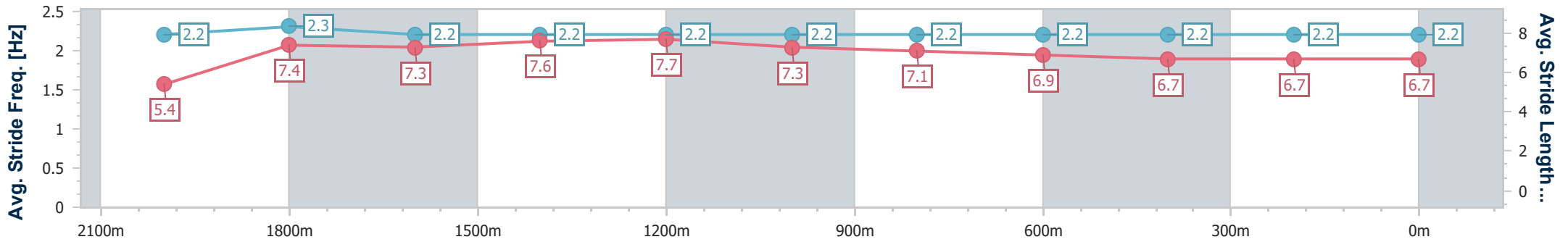
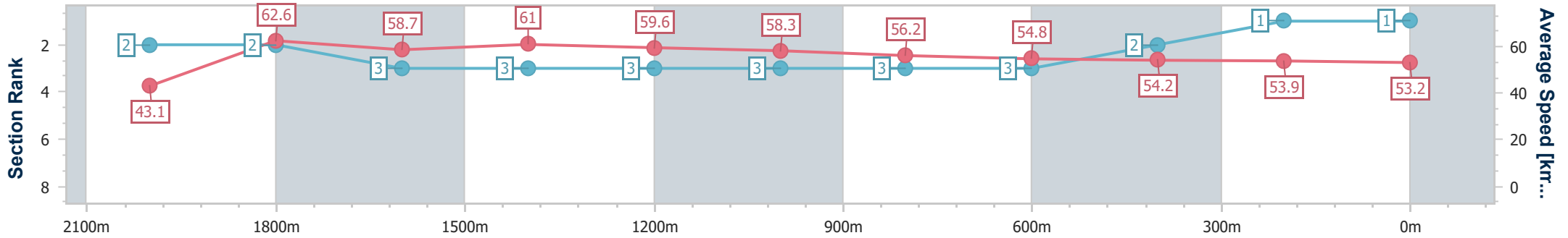
Horse/Jockey Name	Fit And Proper
Final Rank	1
Fastest Section Time (Section)	0:11.49 (2000m)
Top Speed [km/h] (Section)	63.8 (2000m)
Race State	Finished



Toowoomba QLD Professional  
 Race 7: NEIL MANSELL CONCRETE Maiden Handicap - 2150m  
 17 August 2024 - 20:40  
 Track Rating: Soft 5, Weather: Fine, Rail Position: +4m Entire



Section	Overall	2000m	1800m	1600m	1400m	1200m	1000m	800m	600m	400m	200m
Section Times	2:19.36 [1] (0:12.55)	2:06.81 [2] (0:11.49)	1:55.32 [2] (0:12.21)	1:43.11 [3] (0:11.86)	1:31.25 [3] (0:12.34)	1:18.91 [3] (0:12.38)	1:06.53 [3] (0:13.06)	0:53.47 [3] (0:13.23)	0:40.24 [3] (0:13.35)	0:26.89 [2] (0:13.31)	0:13.58 [1] (0:13.58)
Average Speed [km/h]	43.1	62.6	58.7	61.0	59.6	58.3	56.2	54.8	54.2	53.9	53.2
Top Speed [km/h]	63.0	63.8	60.0	62.0	60.5	59.6	56.8	55.7	55.0	54.8	53.9
Avg. Dist. to Rail [m]	5.7	3.3	1.3	2.8	4.0	4.5	4.5	2.5	0.9	1.0	2.0
Avg. Stride Freq. [Hz]	2.2	2.3	2.2	2.2	2.2	2.2	2.2	2.2	2.2	2.2	2.2
Avg. Stride Length [m]	5.4	7.4	7.3	7.6	7.7	7.3	7.1	6.9	6.7	6.7	6.7



- [ ] Ranking at each section and finish
- .-.- No data available at this section
- NA No data available



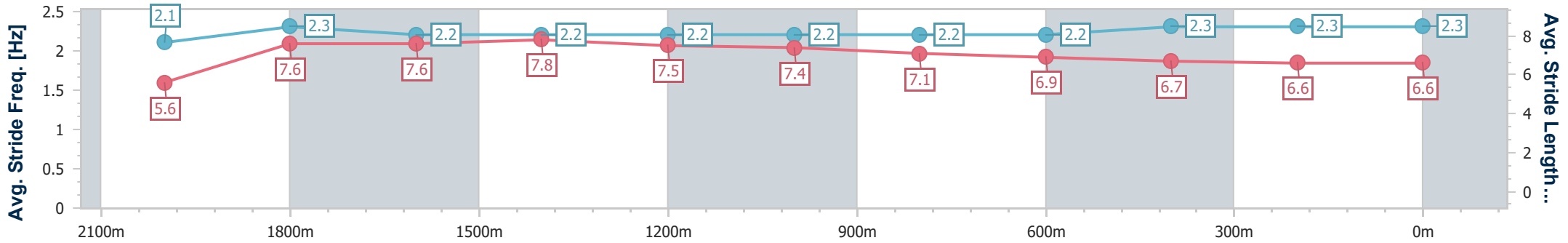
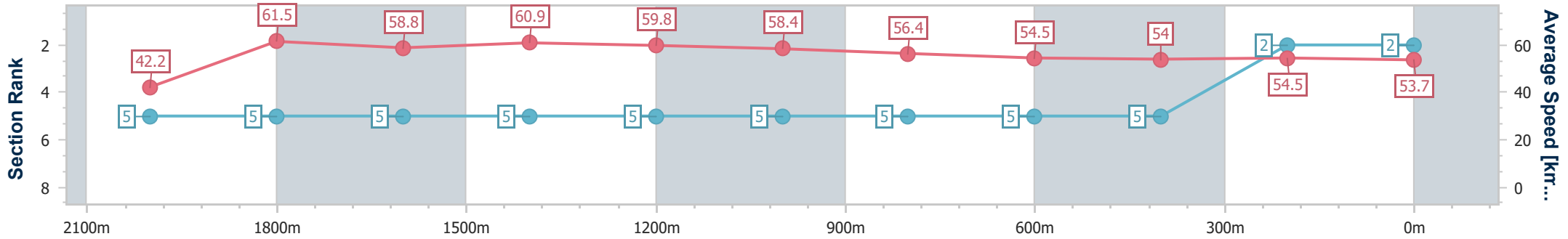
Horse/Jockey Name	Lady Parvati
Final Rank	2
Fastest Section Time (Section)	0:11.67 (2000m)
Top Speed [km/h] (Section)	62.9 (2000m)
Race State	Finished



Toowoomba QLD Professional  
 Race 7: NEIL MANSELL CONCRETE Maiden Handicap - 2150m  
 17 August 2024 - 20:40  
 Track Rating: Soft 5, Weather: Fine, Rail Position: +4m Entire



Section	Overall	2000m	1800m	1600m	1400m	1200m	1000m	800m	600m	400m	200m
Section Times	2:19.44 [2] (0:12.86)	2:06.58 [5] (0:11.67)	1:54.91 [5] (0:12.23)	1:42.68 [5] (0:11.83)	1:30.85 [5] (0:12.22)	1:18.63 [5] (0:12.32)	1:06.31 [5] (0:12.92)	0:53.39 [5] (0:13.29)	0:40.10 [5] (0:13.47)	0:26.63 [5] (0:13.25)	0:13.38 [2] (0:13.38)
Average Speed [km/h]	42.2	61.5	58.8	60.9	59.8	58.4	56.4	54.5	54.0	54.5	53.7
Top Speed [km/h]	58.9	62.9	61.0	62.3	60.7	59.6	57.1	55.7	54.7	55.2	55.1
Avg. Dist. to Rail [m]	3.6	0.5	0.8	1.5	1.9	2.0	2.6	2.3	1.7	0.7	0.8
Avg. Stride Freq. [Hz]	2.1	2.3	2.2	2.2	2.2	2.2	2.2	2.2	2.3	2.3	2.3
Avg. Stride Length [m]	5.6	7.6	7.6	7.8	7.5	7.4	7.1	6.9	6.7	6.6	6.6



- [ ] Ranking at each section and finish
- .-.- No data available at this section
- NA No data available



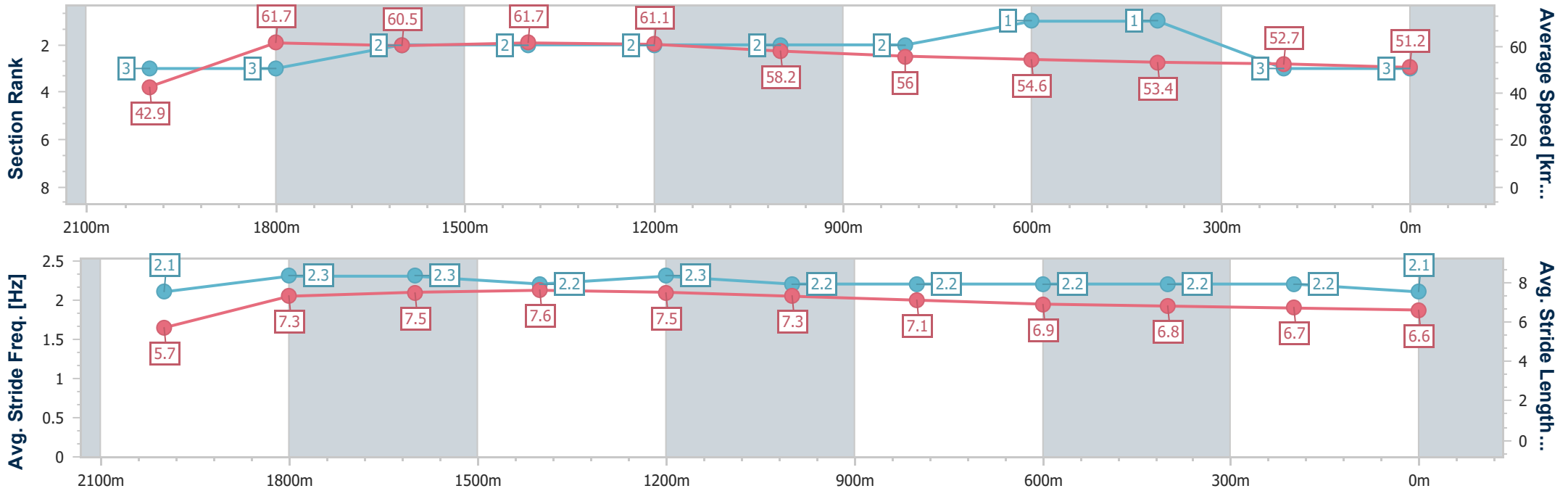
Horse/Jockey Name	How Ya Been Anyway
Final Rank	3
Fastest Section Time (Section)	0:11.63 (2000m)
Top Speed [km/h] (Section)	64.2 (1600m)
Race State	Finished



Toowoomba QLD Professional  
 Race 7: NEIL MANSELL CONCRETE Maiden Handicap - 2150m  
 17 August 2024 - 20:40  
 Track Rating: Soft 5, Weather: Fine, Rail Position: +4m Entire



Section	Overall	2000m	1800m	1600m	1400m	1200m	1000m	800m	600m	400m	200m
Section Times	2:20.08 [3] (0:12.60)	2:07.48 [3] (0:11.63)	1:55.85 [3] (0:11.99)	1:43.86 [2] (0:11.80)	1:32.06 [2] (0:11.97)	1:20.09 [2] (0:12.40)	1:07.69 [2] (0:13.03)	0:54.66 [2] (0:13.35)	0:41.31 [1] (0:13.60)	0:27.71 [1] (0:13.70)	0:14.01 [3] (0:14.01)
Average Speed [km/h]	42.9	61.7	60.5	61.7	61.1	58.2	56.0	54.6	53.4	52.7	51.2
Top Speed [km/h]	61.4	63.6	64.0	64.2	62.2	61.7	57.8	57.6	54.4	53.8	52.4
Avg. Dist. to Rail [m]	2.8	1.3	1.4	3.0	2.9	3.9	3.2	3.5	1.9	0.7	0.6
Avg. Stride Freq. [Hz]	2.1	2.3	2.3	2.2	2.3	2.2	2.2	2.2	2.2	2.2	2.1
Avg. Stride Length [m]	5.7	7.3	7.5	7.6	7.5	7.3	7.1	6.9	6.8	6.7	6.6



- [ ] Ranking at each section and finish
- .-.- No data available at this section
- NA No data available



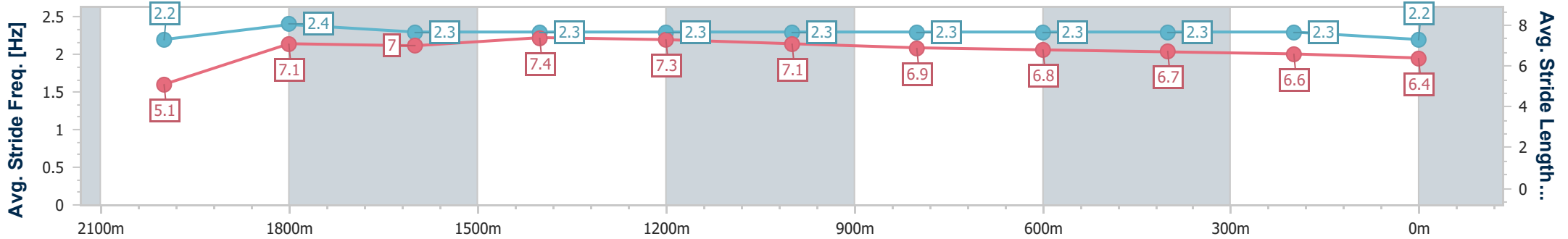
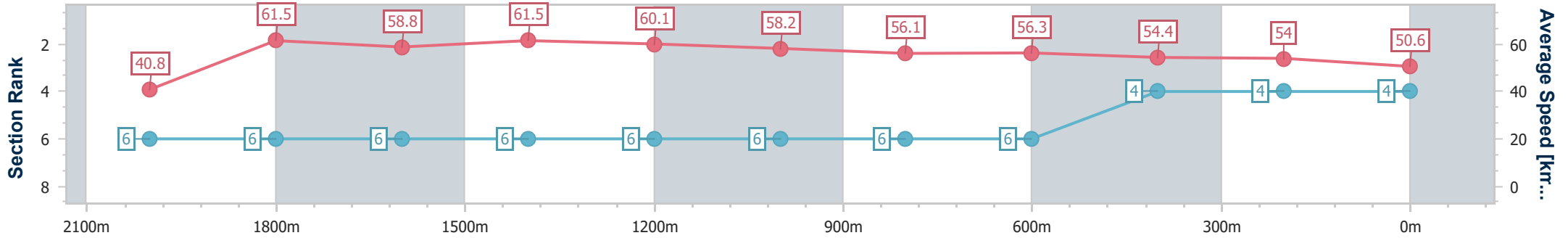
Horse/Jockey Name	More Success
Final Rank	4
Fastest Section Time (Section)	0:11.70 (2000m)
Top Speed [km/h] (Section)	63.2 (2000m)
Race State	Finished



Toowoomba QLD Professional  
 Race 7: NEIL MANSELL CONCRETE Maiden Handicap - 2150m  
 17 August 2024 - 20:40  
 Track Rating: Soft 5, Weather: Fine, Rail Position: +4m Entire



Section	Overall	2000m	1800m	1600m	1400m	1200m	1000m	800m	600m	400m	200m
Section Times	2:20.43 [4] (0:13.26)	2:07.17 [6] (0:11.70)	1:55.47 [6] (0:12.09)	1:43.38 [6] (0:11.76)	1:31.62 [6] (0:12.18)	1:19.44 [6] (0:12.40)	1:07.04 [6] (0:13.02)	0:54.02 [6] (0:12.95)	0:41.07 [6] (0:13.39)	0:27.68 [4] (0:13.49)	0:14.19 [4] (0:14.19)
Average Speed [km/h]	40.8	61.5	58.8	61.5	60.1	58.2	56.1	56.3	54.4	54.0	50.6
Top Speed [km/h]	61.3	63.2	60.6	62.6	61.4	59.1	57.0	57.1	56.4	54.7	53.5
Avg. Dist. to Rail [m]	3.6	3.3	2.3	1.2	2.8	4.0	4.3	3.1	2.5	3.0	1.7
Avg. Stride Freq. [Hz]	2.2	2.4	2.3	2.3	2.3	2.3	2.3	2.3	2.3	2.3	2.2
Avg. Stride Length [m]	5.1	7.1	7.0	7.4	7.3	7.1	6.9	6.8	6.7	6.6	6.4



- [ ] Ranking at each section and finish
- .-.- No data available at this section
- NA No data available



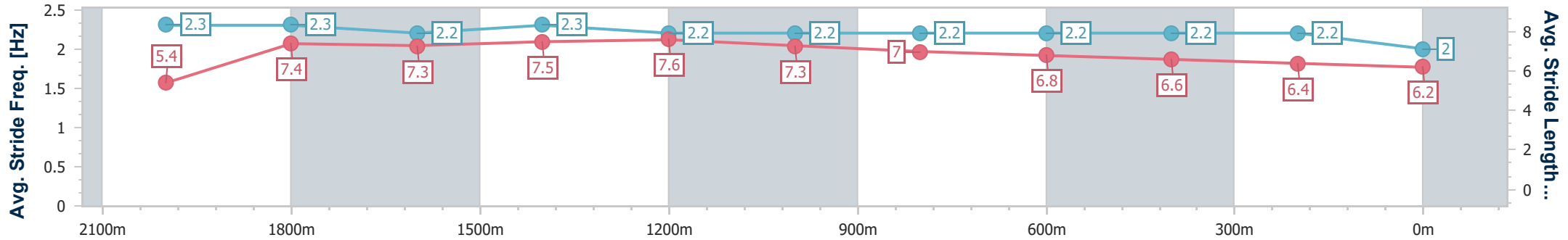
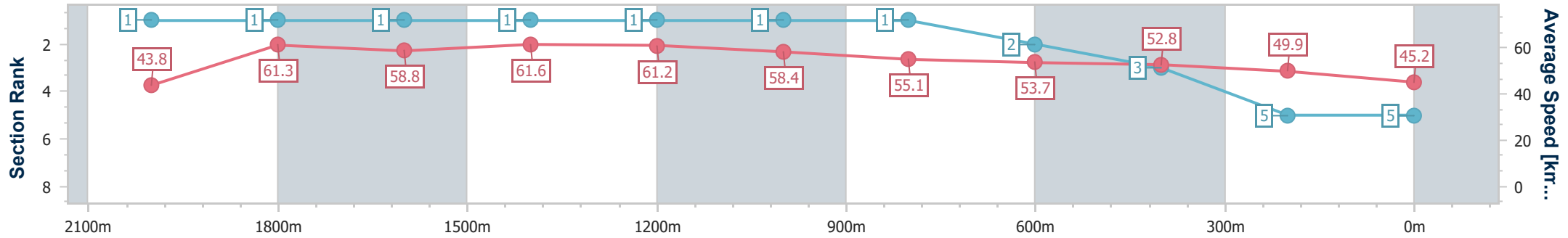
Horse/Jockey Name	The Best Bad Boy
Final Rank	5
Fastest Section Time (Section)	0:11.66 (2000m)
Top Speed [km/h] (Section)	65.2 (2000m)
Race State	Finished



Toowoomba QLD Professional  
 Race 7: NEIL MANSELL CONCRETE Maiden Handicap - 2150m  
 17 August 2024 - 20:40  
 Track Rating: Soft 5, Weather: Fine, Rail Position: +4m Entire



Section	Overall	2000m	1800m	1600m	1400m	1200m	1000m	800m	600m	400m	200m
Section Times	2:22.70 [5] (0:12.37)	2:10.33 [1] (0:11.66)	1:58.67 [1] (0:12.17)	1:46.50 [1] (0:11.66)	1:34.84 [1] (0:11.90)	1:22.94 [1] (0:12.37)	1:10.57 [1] (0:13.27)	0:57.30 [1] (0:13.48)	0:43.82 [2] (0:13.61)	0:30.21 [3] (0:14.35)	0:15.86 [5] (0:15.86)
Average Speed [km/h]	43.8	61.3	58.8	61.6	61.2	58.4	55.1	53.7	52.8	49.9	45.2
Top Speed [km/h]	65.1	65.2	61.9	62.9	62.3	59.7	57.5	55.0	53.9	51.1	48.2
Avg. Dist. to Rail [m]	3.2	2.2	2.1	0.4	1.7	4.2	4.5	1.4	0.7	1.3	1.5
Avg. Stride Freq. [Hz]	2.3	2.3	2.2	2.3	2.2	2.2	2.2	2.2	2.2	2.2	2.0
Avg. Stride Length [m]	5.4	7.4	7.3	7.5	7.6	7.3	7.0	6.8	6.6	6.4	6.2



- [ ] Ranking at each section and finish
- .-.- No data available at this section
- NA No data available



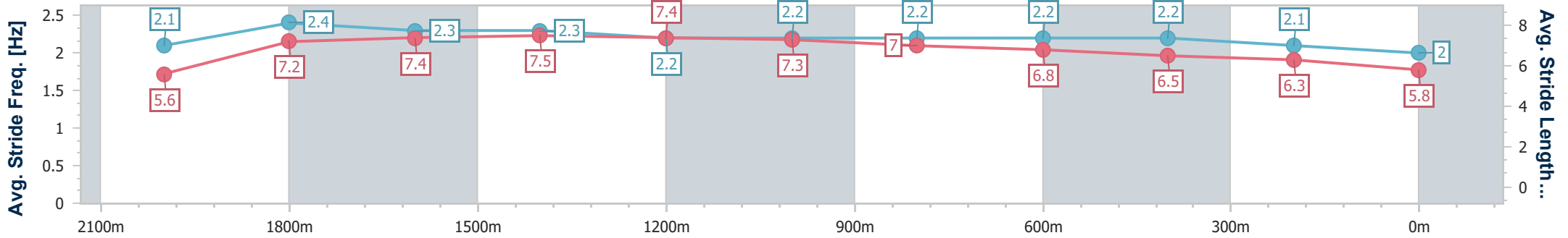
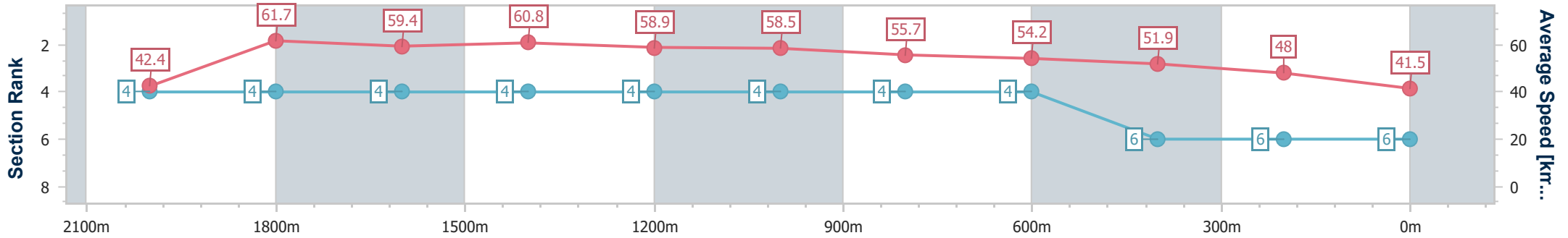
Horse/Jockey Name	A Devil's Chance
Final Rank	6
Fastest Section Time (Section)	0:11.66 (2000m)
Top Speed [km/h] (Section)	63.6 (1600m)
Race State	Finished



Toowoomba QLD Professional  
 Race 7: NEIL MANSELL CONCRETE Maiden Handicap - 2150m  
 17 August 2024 - 20:40  
 Track Rating: Soft 5, Weather: Fine, Rail Position: +4m Entire



Section	Overall	2000m	1800m	1600m	1400m	1200m	1000m	800m	600m	400m	200m
Section Times	2:25.18 [6] (0:12.81)	2:12.37 [4] (0:11.66)	2:00.71 [4] (0:12.04)	1:48.67 [4] (0:11.93)	1:36.74 [4] (0:12.25)	1:24.49 [4] (0:12.28)	1:12.21 [4] (0:13.00)	0:59.21 [4] (0:13.34)	0:45.87 [4] (0:13.73)	0:32.14 [6] (0:14.81)	0:17.33 [6] (0:17.33)
Average Speed [km/h]	42.4	61.7	59.4	60.8	58.9	58.5	55.7	54.2	51.9	48.0	41.5
Top Speed [km/h]	59.6	63.3	61.5	63.6	61.3	60.0	57.3	55.3	54.5	49.9	45.5
Avg. Dist. to Rail [m]	2.6	2.0	1.3	1.7	0.4	0.7	1.4	0.9	1.7	3.0	0.6
Avg. Stride Freq. [Hz]	2.1	2.4	2.3	2.3	2.2	2.2	2.2	2.2	2.2	2.1	2.0
Avg. Stride Length [m]	5.6	7.2	7.4	7.5	7.4	7.3	7.0	6.8	6.5	6.3	5.8



- [ ] Ranking at each section and finish
- .-.- No data available at this section
- NA No data available