



# Doomben QLD Professional

## Race 5: MORETON HIRE Fillies and Mares BENCHMARK 78 Handicap - 1200m

17 August 2024 - 14:39



BRISBANE  
RACING CLUB

Track Rating: Heavy 8, Weather: Fine, Rail Position: True

Section												Last 600m				
Field Times		Overall	1000m	800m	600m	400m	200m						0:37.02			
		1:11.72 (0:13.00)	0:58.72 (0:10.43)	0:48.29 (0:11.27)	0:37.02 (0:11.84)	0:25.18 (0:12.20)	0:12.98 (0:12.98)									
Rank	TAB Horse/Jockey	Barrier	Top Speed [km/h]	Fastest Section											Margin	Distance Travelled [m]
1	6 <b>SISTINE EXPLORER</b> Bailey Wheeler	9	68.6	0:10.67	1:11.72 [1] (0:13.27)	0:58.45 [4] (0:10.67)	0:47.78 [6] (0:11.16)	0:36.62 [5] (0:11.86)	0:24.76 [5] (0:11.81)	0:12.95 [2] (0:12.95)	1:11.72		0:36.62			
2	7 <b>TRANQUIL BAY</b> Noel Callow	10	70.9	0:10.31	1:11.75 [2] (0:13.85)	0:57.90 [10] (0:10.31)	0:47.59 [7] (0:11.34)	0:36.25 [8] (0:12.12)	0:24.13 [9] (0:11.68)	0:12.45 [7] (0:12.45)	0.2L		0:36.25	+0		
3	8 <b>LADY WARDELL</b> Nikita Beriman	1	69.3	0:10.61	1:11.93 [3] (0:13.10)	0:58.83 [3] (0:10.61)	0:48.22 [2] (0:11.26)	0:36.96 [3] (0:11.76)	0:25.20 [3] (0:12.01)	0:13.19 [1] (0:13.19)	1.25L		0:36.96	-13		
4	1 <b>NANAGUI</b> Emily Lang	2	68.7	0:10.59	1:12.21 [4] (0:13.35)	0:58.86 [5] (0:10.59)	0:48.27 [5] (0:11.13)	0:37.14 [4] (0:11.86)	0:25.28 [4] (0:12.04)	0:13.24 [5] (0:13.24)	2.9L		0:37.14	-5		
5	10 <b>ANOTHER PEDRILLE</b> Cejay Graham	8	69.1	0:10.63	1:12.45 [5] (0:13.68)	0:58.77 [8] (0:10.63)	0:48.14 [8] (0:11.11)	0:37.03 [7] (0:11.86)	0:25.17 [7] (0:11.98)	0:13.19 [6] (0:13.19)	4.33L		0:37.03	-5		
6	2 <b>HEROIC MISS</b> Tahlia Fenlon	3	70.9	0:10.43	1:12.62 [6] (0:13.00)	0:59.62 [1] (0:10.43)	0:49.19 [1] (0:11.27)	0:37.92 [1] (0:11.84)	0:26.08 [2] (0:12.26)	0:13.82 [3] (0:13.82)	5.3L		0:37.92	-7		
7	3 <b>BONCASSIE</b> Courtney Bellamy	6	68.0	0:10.82	1:12.63 [7] (0:13.56)	0:59.07 [7] (0:10.82)	0:48.25 [9] (0:11.44)	0:36.81 [9] (0:11.77)	0:25.04 [8] (0:11.91)	0:13.13 [10] (0:13.13)	5.36L		0:36.81	-11		
8	5 <b>LENNIC</b> Damien Thornton	5	69.5	0:10.61	1:12.71 [8] (0:13.10)	0:59.61 [2] (0:10.61)	0:49.00 [2] (0:11.15)	0:37.85 [2] (0:11.68)	0:26.17 [1] (0:12.30)	0:13.87 [4] (0:13.87)	5.85L		0:37.85	-10		
9	9 <b>YELLOWHAMMER</b> Kyle Wilson-Taylor	7	68.1	0:10.80	1:12.74 [9] (0:13.73)	0:59.01 [9] (0:10.80)	0:48.21 [10] (0:11.39)	0:36.82 [10] (0:11.82)	0:25.00 [10] (0:11.70)	0:13.30 [9] (0:13.30)	6L		0:36.82	-4		
10	4 <b>MISS MIDDLE PARK</b> Angela Jones	4	70.4	0:10.48	1:13.06 [10] (0:13.37)	0:59.69 [6] (0:10.48)	0:49.21 [4] (0:11.45)	0:37.76 [6] (0:11.94)	0:25.82 [6] (0:12.12)	0:13.70 [8] (0:13.70)	7.9L		0:37.76	+0		

[ ] Ranking at each section and finish  
 -:-:- No data available at this section  
 NA No data available

SCN Saddle cloth number  
 DNF Did not finish  
 DNT Did not track



Horse/Jockey Name	Sistine Explorer
Final Rank	1
Fastest Section Time (Section)	0:10.67 (1000m)
Top Speed [km/h] (Section)	68.6 (Overall)
Race State	Finished



**Doomben QLD Professional**  
**Race 5: MORETON HIRE Fillies and Mares BENCHMARK 78**  
**Handicap - 1200m**

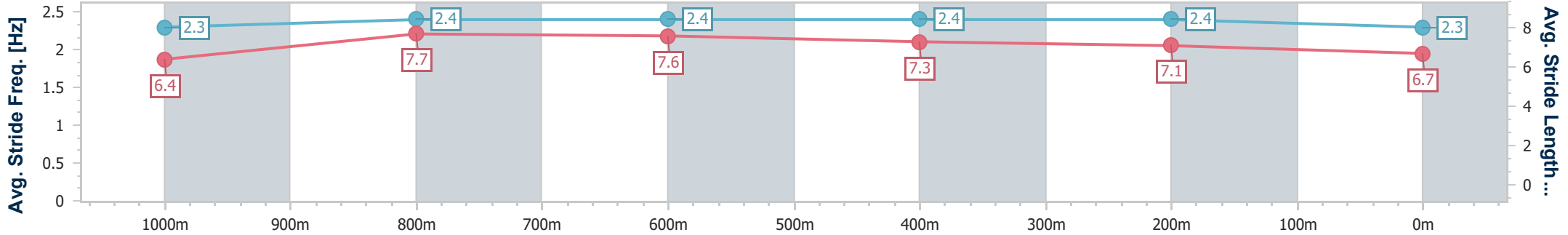
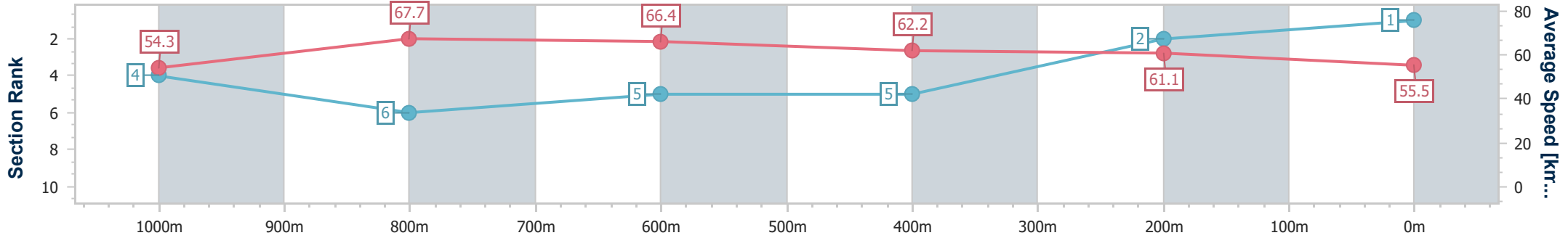
17 August 2024 - 14:39

Track Rating: Heavy 8, Weather: Fine, Rail Position: True



BRISBANE  
RACING CLUB

Section	Overall	1000m	800m	600m	400m	200m
Section Times	1:11.72 [1] (0:13.27)	0:58.45 [4] (0:10.67)	0:47.78 [6] (0:11.16)	0:36.62 [5] (0:11.86)	0:24.76 [5] (0:11.81)	0:12.95 [2] (0:12.95)
Average Speed [km/h]	54.3	67.7	66.4	62.2	61.1	55.5
Top Speed [km/h]	68.6	68.5	68.3	64.2	63.3	58.8
Avg. Dist. to Rail [m]	8.6	2.5	5.4	4.0	1.6	2.1
Avg. Stride Freq. [Hz]	2.3	2.4	2.4	2.4	2.4	2.3
Avg. Stride Length [m]	6.4	7.7	7.6	7.3	7.1	6.7



- [ ] Ranking at each section and finish
- .-.- No data available at this section
- NA No data available



Horse/Jockey Name	Tranquil Bay
Final Rank	2
Fastest Section Time (Section)	0:10.31 (1000m)
Top Speed [km/h] (Section)	70.9 (1000m)
Race State	Finished

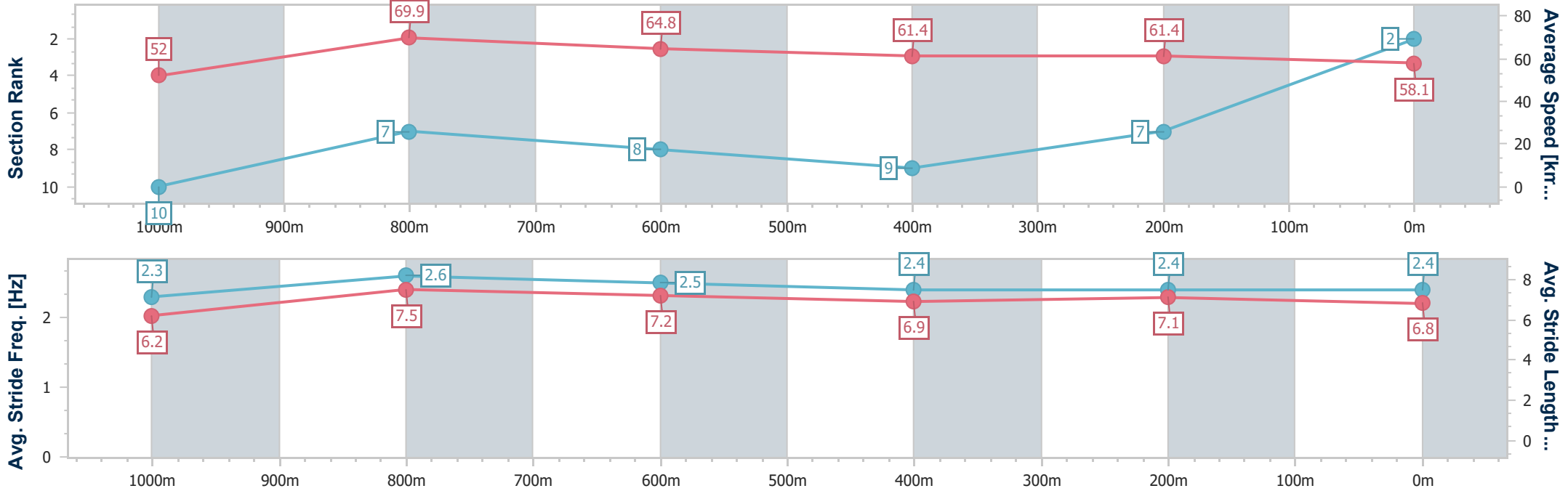


**Doomben QLD Professional**  
**Race 5: MORETON HIRE Fillies and Mares BENCHMARK 78**  
**Handicap - 1200m**  
**17 August 2024 - 14:39**  
**Track Rating: Heavy 8, Weather: Fine, Rail Position: True**



**BRISBANE**  
**RACING CLUB**

Section	Overall	1000m	800m	600m	400m	200m
Section Times	1:11.75 [2] (0:13.85)	0:57.90 [10] (0:10.31)	0:47.59 [7] (0:11.34)	0:36.25 [8] (0:12.12)	0:24.13 [9] (0:11.68)	0:12.45 [7] (0:12.45)
Average Speed [km/h]	52.0	69.9	64.8	61.4	61.4	58.1
Top Speed [km/h]	69.3	70.9	67.1	64.2	63.7	61.1
Avg. Dist. to Rail [m]	7.8	0.6	4.2	6.6	1.7	4.4
Avg. Stride Freq. [Hz]	2.3	2.6	2.5	2.4	2.4	2.4
Avg. Stride Length [m]	6.2	7.5	7.2	6.9	7.1	6.8



- [ ] Ranking at each section and finish
- .-.- No data available at this section
- NA No data available



Horse/Jockey Name	Lady Wardell
Final Rank	3
Fastest Section Time (Section)	0:10.61 (1000m)
Top Speed [km/h] (Section)	69.3 (1000m)
Race State	Finished



**Doomben QLD Professional**  
**Race 5: MORETON HIRE Fillies and Mares BENCHMARK 78**  
**Handicap - 1200m**

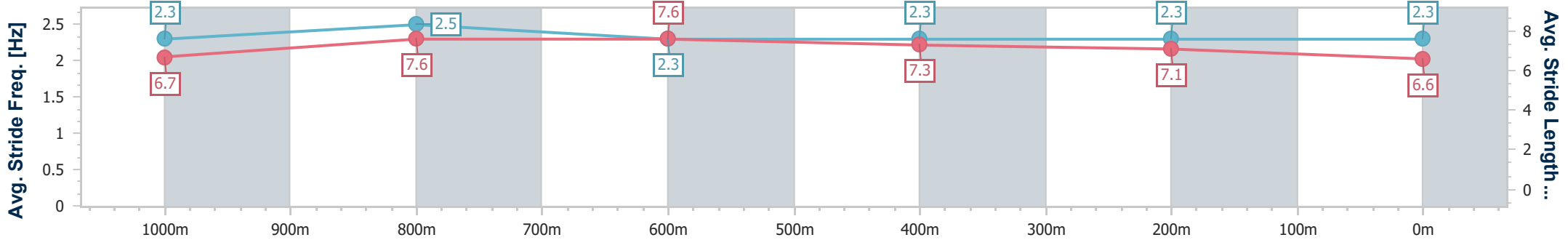
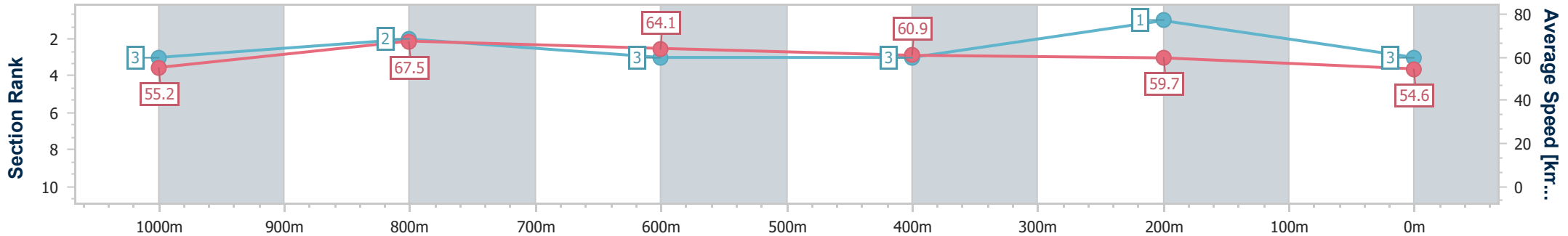
17 August 2024 - 14:39

Track Rating: Heavy 8, Weather: Fine, Rail Position: True



BRISBANE  
RACING CLUB

Section	Overall	1000m	800m	600m	400m	200m
Section Times	1:11.93 [3] (0:13.10)	0:58.83 [3] (0:10.61)	0:48.22 [2] (0:11.26)	0:36.96 [3] (0:11.76)	0:25.20 [3] (0:12.01)	0:13.19 [1] (0:13.19)
Average Speed [km/h]	55.2	67.5	64.1	60.9	59.7	54.6
Top Speed [km/h]	69.1	69.3	66.4	64.6	60.9	58.5
Avg. Dist. to Rail [m]	1.7	0.8	0.6	0.9	1.6	1.1
Avg. Stride Freq. [Hz]	2.3	2.5	2.3	2.3	2.3	2.3
Avg. Stride Length [m]	6.7	7.6	7.6	7.3	7.1	6.6



- [ ] Ranking at each section and finish
- .-.- No data available at this section
- NA No data available



Horse/Jockey Name	Nanagui
Final Rank	4
Fastest Section Time (Section)	0:10.59 (1000m)
Top Speed [km/h] (Section)	68.7 (800m)
Race State	Finished



Doomben QLD Professional  
Race 5: MORETON HIRE Fillies and Mares BENCHMARK 78  
Handicap - 1200m

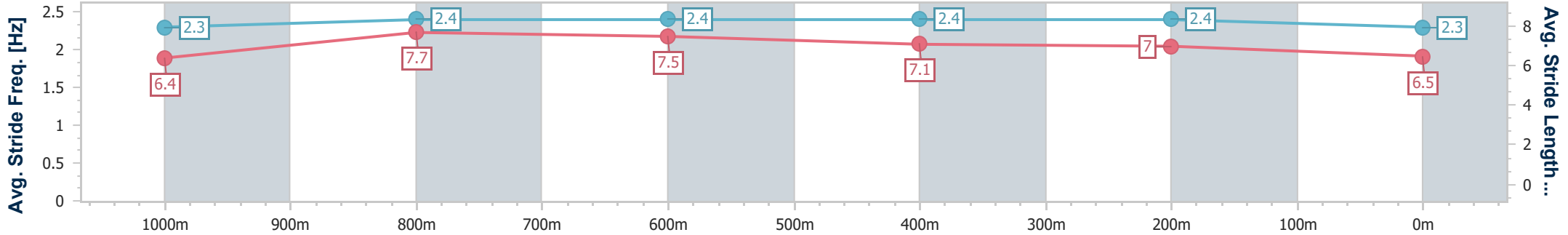
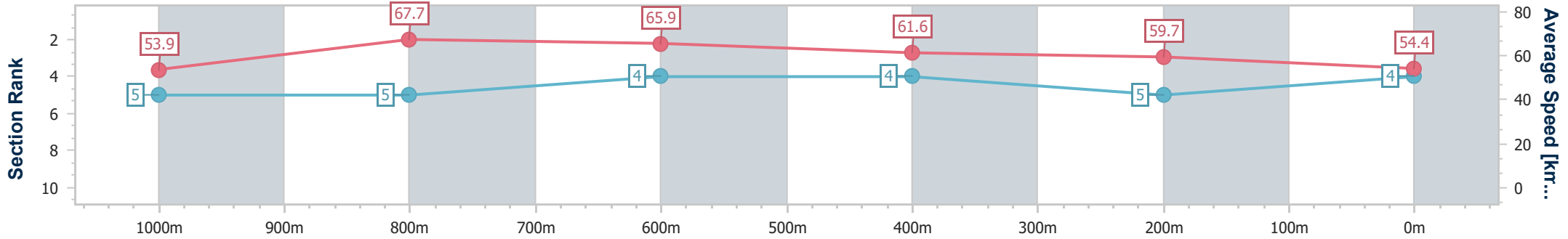
17 August 2024 - 14:39

Track Rating: Heavy 8, Weather: Fine, Rail Position: True



BRISBANE  
RACING CLUB

Section	Overall	1000m	800m	600m	400m	200m
Section Times	1:12.21 [4] (0:13.35)	0:58.86 [5] (0:10.59)	0:48.27 [5] (0:11.13)	0:37.14 [4] (0:11.86)	0:25.28 [4] (0:12.04)	0:13.24 [5] (0:13.24)
Average Speed [km/h]	53.9	67.7	65.9	61.6	59.7	54.4
Top Speed [km/h]	68.4	68.5	68.7	63.3	61.3	58.3
Avg. Dist. to Rail [m]	2.8	0.8	3.2	2.3	2.5	3.1
Avg. Stride Freq. [Hz]	2.3	2.4	2.4	2.4	2.4	2.3
Avg. Stride Length [m]	6.4	7.7	7.5	7.1	7.0	6.5



- [ ] Ranking at each section and finish
- .-.- No data available at this section
- NA No data available



Horse/Jockey Name	Another Pedrille
Final Rank	5
Fastest Section Time (Section)	0:10.63 (1000m)
Top Speed [km/h] (Section)	69.1 (1000m)
Race State	Finished



**Doomben QLD Professional**  
**Race 5: MORETON HIRE Fillies and Mares BENCHMARK 78**  
**Handicap - 1200m**

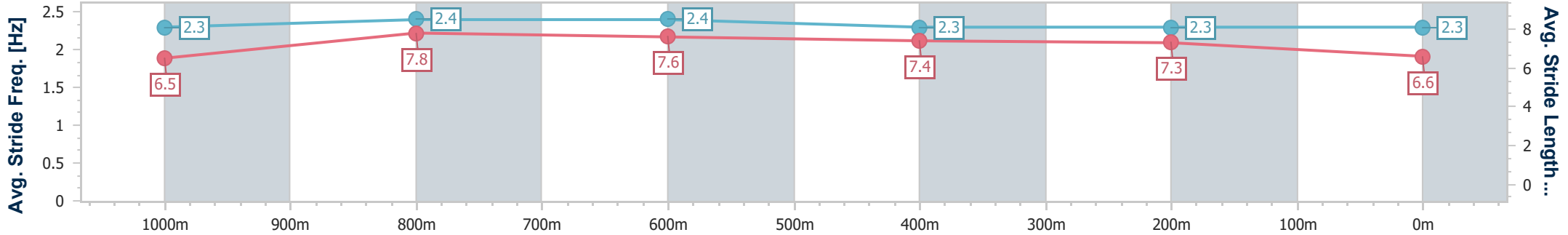
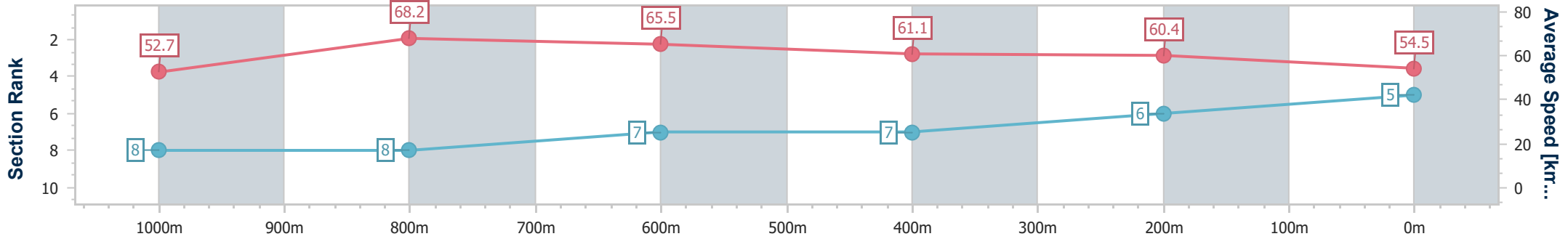
17 August 2024 - 14:39

Track Rating: Heavy 8, Weather: Fine, Rail Position: True



BRISBANE  
RACING CLUB

Section	Overall	1000m	800m	600m	400m	200m
Section Times	1:12.45 [5] (0:13.68)	0:58.77 [8] (0:10.63)	0:48.14 [8] (0:11.11)	0:37.03 [7] (0:11.86)	0:25.17 [7] (0:11.98)	0:13.19 [6] (0:13.19)
Average Speed [km/h]	52.7	68.2	65.5	61.1	60.4	54.5
Top Speed [km/h]	67.7	69.1	67.6	64.2	62.2	59.3
Avg. Dist. to Rail [m]	7.0	2.5	2.6	1.5	2.8	4.2
Avg. Stride Freq. [Hz]	2.3	2.4	2.4	2.3	2.3	2.3
Avg. Stride Length [m]	6.5	7.8	7.6	7.4	7.3	6.6



- [ ] Ranking at each section and finish
- .-.- No data available at this section
- NA No data available



Horse/Jockey Name	Heroic Miss
Final Rank	6
Fastest Section Time (Section)	0:10.43 (1000m)
Top Speed [km/h] (Section)	70.9 (1000m)
Race State	Finished

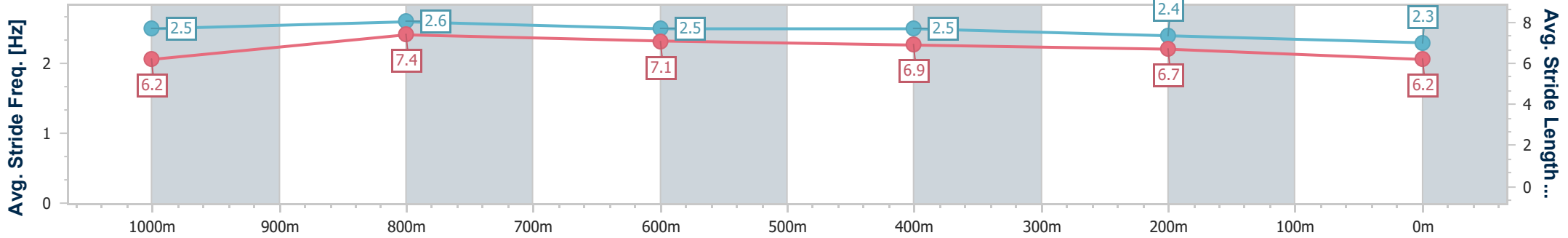
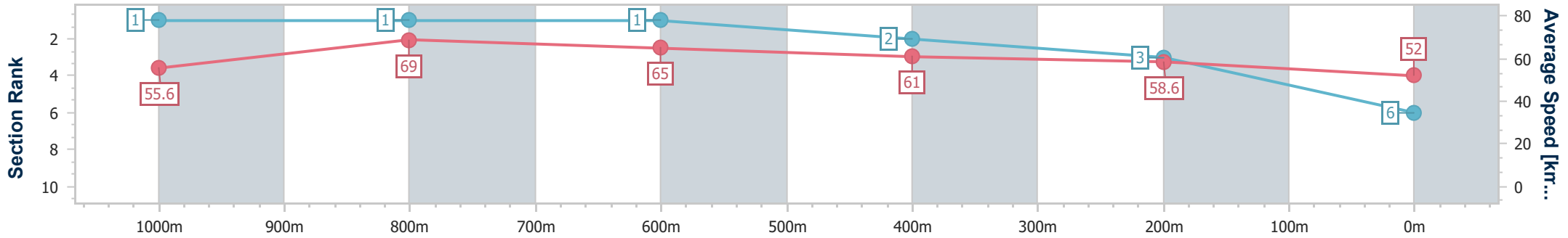


**Doomben QLD Professional**  
**Race 5: MORETON HIRE Fillies and Mares BENCHMARK 78**  
**Handicap - 1200m**  
**17 August 2024 - 14:39**  
**Track Rating: Heavy 8, Weather: Fine, Rail Position: True**



**BRISBANE**  
**RACING CLUB**

Section	Overall	1000m	800m	600m	400m	200m
Section Times	1:12.62 [6] (0:13.00)	0:59.62 [1] (0:10.43)	0:49.19 [1] (0:11.27)	0:37.92 [1] (0:11.84)	0:26.08 [2] (0:12.26)	0:13.82 [3] (0:13.82)
Average Speed [km/h]	55.6	69.0	65.0	61.0	58.6	52.0
Top Speed [km/h]	69.4	70.9	66.9	63.2	59.6	56.5
Avg. Dist. to Rail [m]	3.7	1.2	2.8	0.9	0.4	1.0
Avg. Stride Freq. [Hz]	2.5	2.6	2.5	2.5	2.4	2.3
Avg. Stride Length [m]	6.2	7.4	7.1	6.9	6.7	6.2



- [ ] Ranking at each section and finish
- .-.- No data available at this section
- NA No data available



Horse/Jockey Name	Boncassie
Final Rank	7
Fastest Section Time (Section)	0:10.82 (1000m)
Top Speed [km/h] (Section)	68.0 (1000m)
Race State	Finished



**Doomben QLD Professional**  
**Race 5: MORETON HIRE Fillies and Mares BENCHMARK 78**  
**Handicap - 1200m**

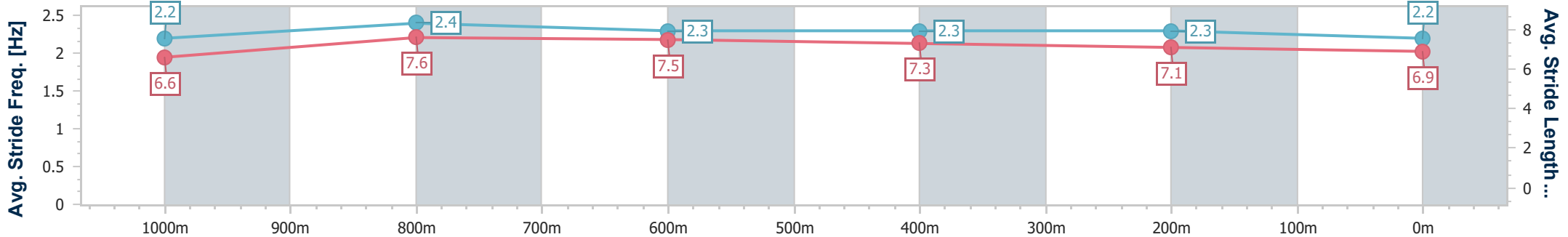
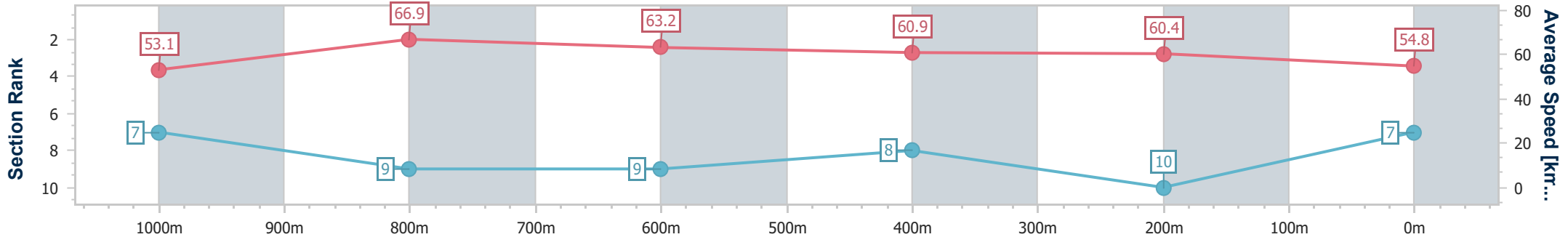
17 August 2024 - 14:39

Track Rating: Heavy 8, Weather: Fine, Rail Position: True



BRISBANE  
RACING CLUB

Section	Overall	1000m	800m	600m	400m	200m
Section Times	1:12.63 [7] (0:13.56)	0:59.07 [7] (0:10.82)	0:48.25 [9] (0:11.44)	0:36.81 [9] (0:11.77)	0:25.04 [8] (0:11.91)	0:13.13 [10] (0:13.13)
Average Speed [km/h]	53.1	66.9	63.2	60.9	60.4	54.8
Top Speed [km/h]	66.1	68.0	64.4	62.5	61.3	59.0
Avg. Dist. to Rail [m]	4.8	1.4	0.7	0.4	0.8	3.6
Avg. Stride Freq. [Hz]	2.2	2.4	2.3	2.3	2.3	2.2
Avg. Stride Length [m]	6.6	7.6	7.5	7.3	7.1	6.9



- [ ] Ranking at each section and finish
- .-.- No data available at this section
- NA No data available





Horse/Jockey Name	Lennic
Final Rank	8
Fastest Section Time (Section)	0:10.61 (1000m)
Top Speed [km/h] (Section)	69.5 (1000m)
Race State	Finished



**Doomben QLD Professional**  
**Race 5: MORETON HIRE Fillies and Mares BENCHMARK 78**  
**Handicap - 1200m**

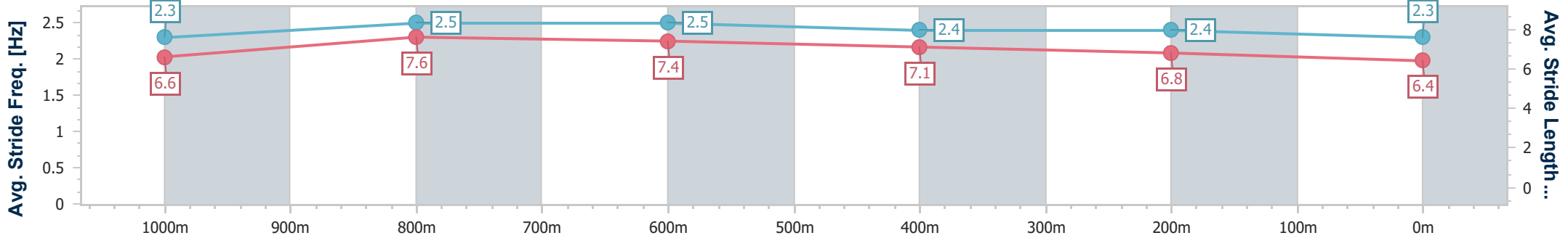
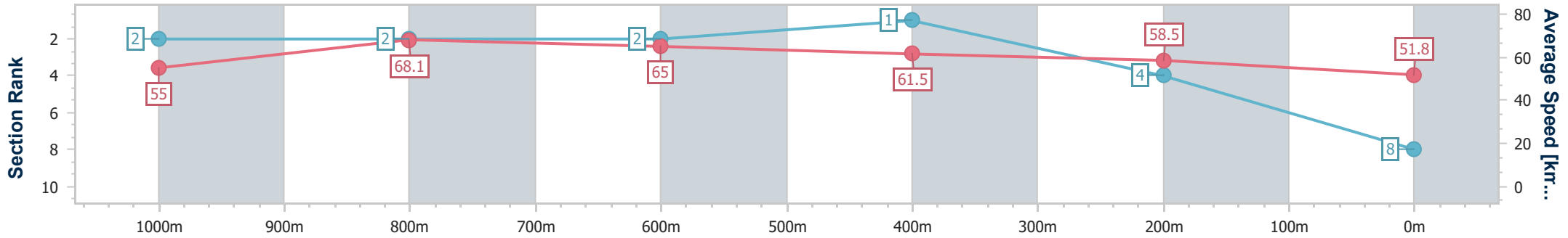
17 August 2024 - 14:39

Track Rating: Heavy 8, Weather: Fine, Rail Position: True



BRISBANE  
RACING CLUB

Section	Overall	1000m	800m	600m	400m	200m
Section Times	1:12.71 [8] (0:13.10)	0:59.61 [2] (0:10.61)	0:49.00 [2] (0:11.15)	0:37.85 [2] (0:11.68)	0:26.17 [1] (0:12.30)	0:13.87 [4] (0:13.87)
Average Speed [km/h]	55.0	68.1	65.0	61.5	58.5	51.8
Top Speed [km/h]	68.5	69.5	66.9	64.5	60.8	56.0
Avg. Dist. to Rail [m]	5.3	2.3	1.2	0.7	0.7	1.6
Avg. Stride Freq. [Hz]	2.3	2.5	2.5	2.4	2.4	2.3
Avg. Stride Length [m]	6.6	7.6	7.4	7.1	6.8	6.4



- [ ] Ranking at each section and finish
- .-.- No data available at this section
- NA No data available



Horse/Jockey Name	Yellowhammer
Final Rank	9
Fastest Section Time (Section)	0:10.80 (1000m)
Top Speed [km/h] (Section)	68.1 (1000m)
Race State	Finished



**Doomben QLD Professional**  
**Race 5: MORETON HIRE Fillies and Mares BENCHMARK 78**  
**Handicap - 1200m**

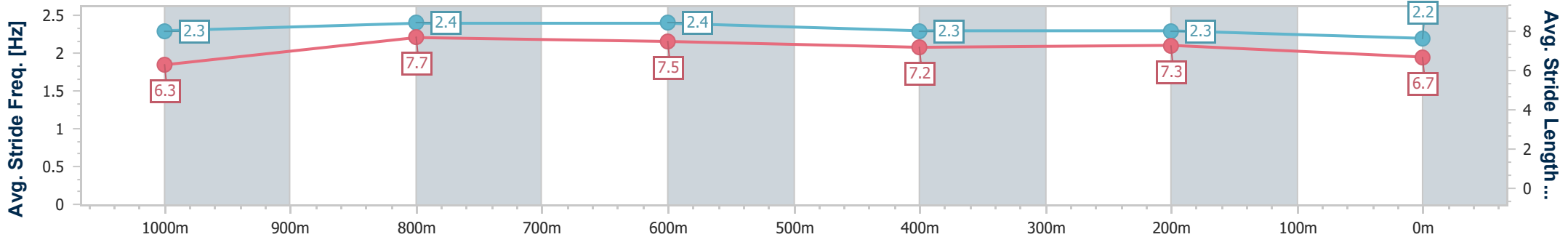
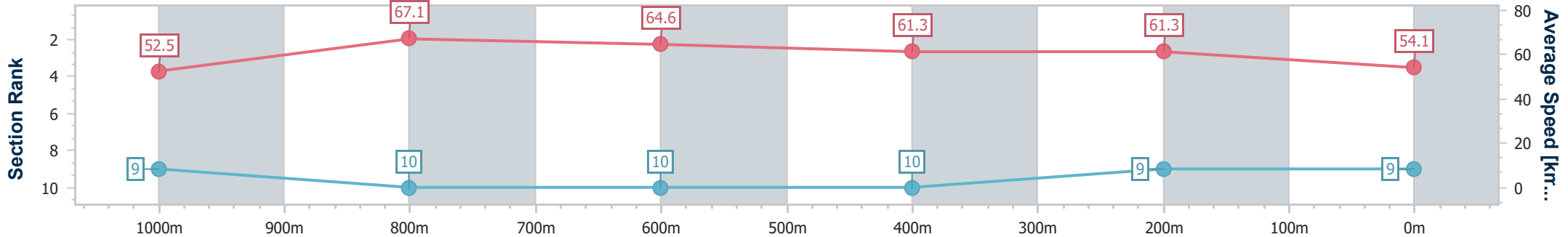
17 August 2024 - 14:39

Track Rating: Heavy 8, Weather: Fine, Rail Position: True



BRISBANE  
RACING CLUB

Section	Overall	1000m	800m	600m	400m	200m
Section Times	1:12.74 [9] (0:13.73)	0:59.01 [9] (0:10.80)	0:48.21 [10] (0:11.39)	0:36.82 [10] (0:11.82)	0:25.00 [10] (0:11.70)	0:13.30 [9] (0:13.30)
Average Speed [km/h]	52.5	67.1	64.6	61.3	61.3	54.1
Top Speed [km/h]	66.9	68.1	66.0	63.7	63.7	58.6
Avg. Dist. to Rail [m]	6.6	2.5	4.1	1.8	1.0	2.2
Avg. Stride Freq. [Hz]	2.3	2.4	2.4	2.3	2.3	2.2
Avg. Stride Length [m]	6.3	7.7	7.5	7.2	7.3	6.7



- [ ] Ranking at each section and finish
- .-.- No data available at this section
- NA No data available



Horse/Jockey Name	Miss Middle Park
Final Rank	10
Fastest Section Time (Section)	0:10.48 (1000m)
Top Speed [km/h] (Section)	70.4 (1000m)
Race State	Finished

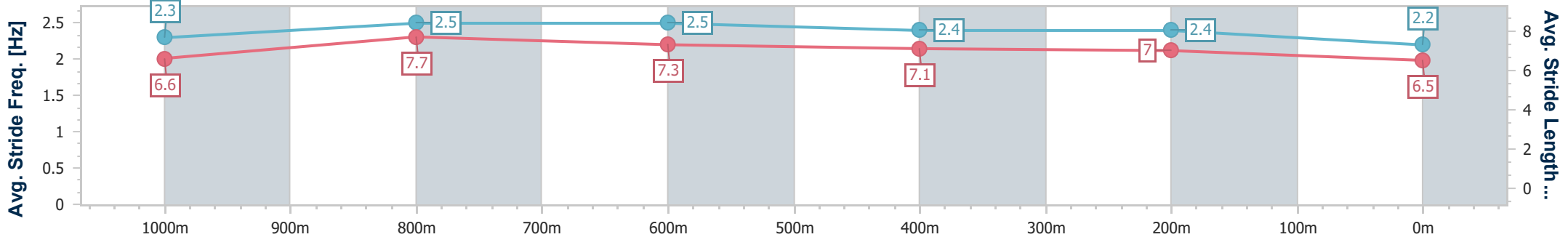
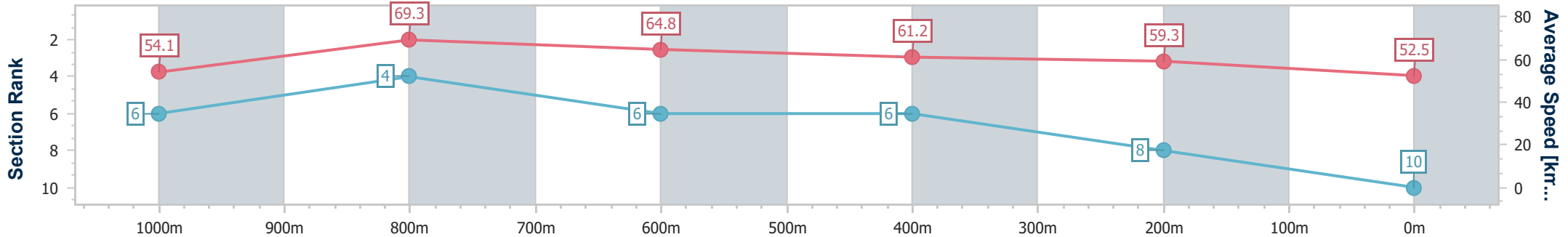


**Doomben QLD Professional**  
**Race 5: MORETON HIRE Fillies and Mares BENCHMARK 78**  
**Handicap - 1200m**  
**17 August 2024 - 14:39**  
**Track Rating: Heavy 8, Weather: Fine, Rail Position: True**



**BRISBANE**  
**RACING CLUB**

Section	Overall	1000m	800m	600m	400m	200m
Section Times	1:13.06 [10] (0:13.37)	0:59.69 [6] (0:10.48)	0:49.21 [4] (0:11.45)	0:37.76 [6] (0:11.94)	0:25.82 [6] (0:12.12)	0:13.70 [8] (0:13.70)
Average Speed [km/h]	54.1	69.3	64.8	61.2	59.3	52.5
Top Speed [km/h]	70.0	70.4	67.8	63.5	62.3	56.9
Avg. Dist. to Rail [m]	3.1	2.9	5.4	2.4	0.6	1.0
Avg. Stride Freq. [Hz]	2.3	2.5	2.5	2.4	2.4	2.2
Avg. Stride Length [m]	6.6	7.7	7.3	7.1	7.0	6.5



- [ ] Ranking at each section and finish
- .-.- No data available at this section
- NA No data available