



Doomben QLD Professional
Race 3: COUNTRY MUSIC RACEDAY 7 SEPTEMBER BENCHMARK 78
Handicap - 2200m
17 August 2024 - 13:30



BRISBANE
RACING CLUB

Track Rating: Heavy 8, Weather: Fine, Rail Position: True

| Section | | Overall | 2000m | 1800m | 1600m | 1400m | 1200m | 1000m | Last 600m | | | | |
|-------------|--|----------------------|----------------------|----------------------|---------------------------|---------------------------|---------------------------|---------------------------|---------------------------|---------------------------|---------------------------|---------|------------------------|
| Field Times | | 2:20.24 (0:14.63) | 2:05.61 (0:11.72) | 1:53.89 (0:12.40) | 1:41.49 (0:12.53) | 1:28.96 (0:12.68) | 1:16.28 (0:12.71) | 1:03.57 (0:12.90) | 0:38.13 | | | | |
| Rank | TAB Horse/Jockey | Barrier | Top Speed [km/h] | Fastest Section | | | | | | | | | Distance Travelled [m] |
| 1 | 15 CHASSAGNE Cejay Graham | 1 | 60.7 800m | 0:12.04 2000m | 2:20.24 [1] (0:14.85) | 2:05.39 [5] (0:12.04) | 1:53.35 [6] (0:12.84) | 1:40.51 [7] (0:12.54) | 1:27.97 [7] (0:12.66) | 1:15.31 [7] (0:12.82) | 1:02.49 [7] (0:12.76) | 0:37.45 | |
| 2 | 9 CLASSIC DEEL Angela Jones | 2 | 60.6 2000m | 0:11.97 2000m | 2:20.52 [2] (0:15.13) | 2:05.39 [8] (0:11.97) | 1:53.42 [7] (0:12.56) | 1:40.86 [6] (0:12.56) | 1:28.30 [6] (0:12.61) | 1:15.69 [6] (0:12.76) | 1:02.93 [6] (0:12.86) | 0:37.69 | +12 |
| 3 | 6 REDWOOD SHADOW Kyle Wilson-Taylor | 10 | 62.4 600m | 0:12.15 600m | 2:20.67 [3] (0:15.43) | 2:05.24 [10] (0:12.21) | 1:53.03 [11] (0:12.73) | 1:40.30 [10] (0:12.42) | 1:27.88 [10] (0:12.56) | 1:15.32 [10] (0:12.66) | 1:02.66 [9] (0:12.89) | 0:37.54 | +5 |
| 4 | 1 ASGOODASSOBERGETS Ryan Maloney | 9 | 62.2 600m | 0:12.04 600m | 2:20.75 [4] (0:15.27) | 2:05.48 [9] (0:12.08) | 1:53.40 [9] (0:12.65) | 1:40.75 [9] (0:12.51) | 1:28.24 [8] (0:12.61) | 1:15.63 [8] (0:12.72) | 1:02.91 [8] (0:12.79) | 0:37.77 | +11 |
| 5 | 14 CHATEAUX PARK Ron Stewart | 7 | 61.3 600m | 0:12.08 600m | 2:20.79 [5] (0:15.09) | 2:05.70 [7] (0:12.09) | 1:53.61 [8] (0:12.81) | 1:40.80 [8] (0:12.60) | 1:28.20 [9] (0:12.66) | 1:15.54 [9] (0:12.77) | 1:02.77 [10] (0:12.78) | 0:37.67 | +3 |
| 6 | 4 TAPPY'S LAD Nikita Beriman | 6 | 62.3 2000m | 0:12.05 2000m | 2:20.84 [6] (0:14.63) | 2:06.21 [1] (0:12.05) | 1:54.16 [4] (0:12.63) | 1:41.53 [4] (0:12.58) | 1:28.95 [4] (0:12.74) | 1:16.21 [5] (0:12.82) | 1:03.39 [5] (0:12.77) | 0:38.23 | +2 |
| 7 | 12 SHY GUY Jake Bayliss | 3 | 61.3 Overall | 0:11.93 2000m | 2:20.89 [7] (0:14.76) | 2:06.13 [4] (0:11.93) | 1:54.20 [5] (0:12.62) | 1:41.58 [4] (0:12.60) | 1:28.98 [5] (0:12.67) | 1:16.31 [4] (0:12.75) | 1:03.56 [4] (0:12.80) | 0:38.42 | +11 |
| 8 | 10 ARTFUL GIRL Marnu Potgieter | 12 | 64.3 Overall | 0:11.70 2000m | 2:20.92 [8] (0:14.65) | 2:06.27 [2] (0:11.70) | 1:54.57 [2] (0:12.73) | 1:41.84 [2] (0:12.64) | 1:29.20 [3] (0:12.75) | 1:16.45 [3] (0:12.72) | 1:03.73 [3] (0:12.83) | 0:38.42 | +6 |
| 9 | 2 TOESONTHENOSE James Orman | 13 | 64.2 Overall | 0:11.69 2000m | 2:21.13 [9] (0:14.66) | 2:06.47 [3] (0:11.69) | 1:54.78 [1] (0:12.40) | 1:42.38 [1] (0:12.53) | 1:29.85 [1] (0:12.68) | 1:17.17 [1] (0:12.71) | 1:04.46 [1] (0:12.90) | 0:39.02 | +7 |
| 10 | 5 ASHIM Courtney Bellamy | 4 | 64.7 2000m | 0:11.86 2000m | 2:21.57 [10] (0:15.52) | 2:06.05 [11] (0:11.86) | 1:54.19 [10] (0:13.06) | 1:41.13 [11] (0:12.51) | 1:28.62 [11] (0:12.62) | 1:16.00 [11] (0:12.82) | 1:03.18 [11] (0:12.82) | 0:38.16 | -1 |

Scratched: Sherriff Cody (#7), Guts 'N' Glory (#11), Hector De Maris (#3), Glen Massey (#8)

Report Created: Sat 17 August 2024 13:45 GMT+1 (Note: Timing is based on position data)

Page 1/15

[] Ranking at each section and finish
 -:-:- No data available at this section
 NA No data available
 SCN Saddle cloth number
 DNF Did not finish
 DNT Did not track

data processed by TRIPLES DATA



Doomben QLD Professional
Race 3: COUNTRY MUSIC RACEDAY 7 SEPTEMBER BENCHMARK 78
Handicap - 2200m
17 August 2024 - 13:30



Track Rating: Heavy 8, Weather: Fine, Rail Position: True

| Section | Overall | 2000m | 1800m | 1600m | 1400m | 1200m | 1000m | Last 600m |
|-------------|----------------------|----------------------|----------------------|----------------------|----------------------|----------------------|----------------------|-----------|
| Field Times | 2:20.24 (0:14.63) | 2:05.61 (0:11.72) | 1:53.89 (0:12.40) | 1:41.49 (0:12.53) | 1:28.96 (0:12.68) | 1:16.28 (0:12.71) | 1:03.57 (0:12.90) | 0:38.13 |

| Rank | TAB | Horse/Jockey | Barrier | Top Speed [km/h] | Fastest Section | Overall | 2000m | 1800m | 1600m | 1400m | 1200m | 1000m | Last 600m | Distance Travelled [m] |
|------|-----|------------------|---------|------------------|-----------------|--------------|-------------|-------------|-------------|-------------|-------------|-------------|-----------|------------------------|
| 11 | 13 | BRAVE DEEL | 15 | 62.9 | 0:11.59 | 2:22.55 [11] | 2:07.48 [6] | 1:55.89 [3] | 1:43.41 [3] | 1:30.93 [2] | 1:18.24 [2] | 1:05.46 [2] | 0:40.08 | +8 |
| | | Samantha Collett | | 2000m | 2000m | (0:15.07) | (0:11.59) | (0:12.48) | (0:12.48) | (0:12.69) | (0:12.78) | (0:12.74) | | |

Scratched: Sherriff Cody (#7), Guts 'N' Glory (#11), Hector De Maris (#3), Glen Massey (#8)

[] Ranking at each section and finish
 -:-:- No data available at this section
 NA No data available

SCN Saddle cloth number
 DNF Did not finish
 DNT Did not track



Doomben QLD Professional
Race 3: COUNTRY MUSIC RACEDAY 7 SEPTEMBER BENCHMARK 78
Handicap - 2200m
17 August 2024 - 13:30



Track Rating: Heavy 8, Weather: Fine, Rail Position: True

| Section | | | | | | 800m | 600m | 400m | 200m | Last 600m | |
|-------------|--|---------|------------------|------------------|---------------------------|---------------------------|---------------------------|---------------------------|----------------------|------------------------|--|
| Field Times | | | | | | 0:50.67 (0:12.54) | 0:38.13 (0:12.48) | 0:25.65 (0:12.65) | 0:13.00 (0:13.00) | 0:38.13 | |
| Rank | TAB Horse/Jockey | Barrier | Top Speed [km/h] | Fastest Section | | | | | Margin | Distance Travelled [m] | |
| 1 | 15 CHASSAGNE Cejay Graham | 1 | 60.7 800m | 0:12.04 2000m | 0:49.73 [7] (0:12.28) | 0:37.45 [6] (0:12.14) | 0:25.31 [3] (0:12.35) | 0:12.96 [2] (0:12.96) | 2:20.24 | 0:37.45 | |
| 2 | 9 CLASSIC DEEL Angela Jones | 2 | 60.6 2000m | 0:11.97 2000m | 0:50.07 [6] (0:12.38) | 0:37.69 [7] (0:12.35) | 0:25.34 [8] (0:12.32) | 0:13.02 [6] (0:13.02) | 1.63L | 0:37.69 +12 | |
| 3 | 6 REDWOOD SHADOW Kyle Wilson-Taylor | 10 | 62.4 600m | 0:12.15 600m | 0:49.77 [10] (0:12.23) | 0:37.54 [10] (0:12.15) | 0:25.39 [10] (0:12.18) | 0:13.21 [5] (0:13.21) | 2.53L | 0:37.54 +5 | |
| 4 | 1 ASGOODASSOBERGETS Ryan Maloney | 9 | 62.2 600m | 0:12.04 600m | 0:50.12 [8] (0:12.35) | 0:37.77 [8] (0:12.04) | 0:25.73 [5] (0:12.35) | 0:13.38 [4] (0:13.38) | 2.97L | 0:37.77 +11 | |
| 5 | 14 CHATEAUX PARK Ron Stewart | 7 | 61.3 600m | 0:12.08 600m | 0:49.99 [9] (0:12.32) | 0:37.67 [9] (0:12.08) | 0:25.59 [9] (0:12.44) | 0:13.15 [9] (0:13.15) | 3.19L | 0:37.67 +3 | |
| 6 | 4 TAPPY'S LAD Nikita Beriman | 6 | 62.3 2000m | 0:12.05 2000m | 0:50.62 [5] (0:12.39) | 0:38.23 [5] (0:12.48) | 0:25.75 [6] (0:12.45) | 0:13.30 [7] (0:13.30) | 3.5L | 0:38.23 +2 | |
| 7 | 12 SHY GUY Jake Bayliss | 3 | 61.3 Overall | 0:11.93 2000m | 0:50.76 [4] (0:12.34) | 0:38.42 [2] (0:12.25) | 0:26.17 [2] (0:12.61) | 0:13.56 [3] (0:13.56) | 3.84L | 0:38.42 +11 | |
| 8 | 10 ARTFUL GIRL Marnu Potgieter | 12 | 64.3 Overall | 0:11.70 2000m | 0:50.90 [3] (0:12.48) | 0:38.42 [4] (0:12.46) | 0:25.96 [4] (0:12.62) | 0:13.34 [8] (0:13.34) | 4.01L | 0:38.42 +6 | |
| 9 | 2 TOESONTHENOSE James Orman | 13 | 64.2 Overall | 0:11.69 2000m | 0:51.56 [1] (0:12.54) | 0:39.02 [1] (0:12.48) | 0:26.54 [1] (0:12.65) | 0:13.89 [1] (0:13.89) | 5.24L | 0:39.02 +7 | |
| 10 | 5 ASHIM Courtney Bellamy | 4 | 64.7 2000m | 0:11.86 2000m | 0:50.36 [11] (0:12.20) | 0:38.16 [11] (0:12.12) | 0:26.04 [11] (0:12.35) | 0:13.69 [10] (0:13.69) | 7.79L | 0:38.16 -1 | |

Scratched: Sherriff Cody (#7), Guts 'N' Glory (#11), Hector De Maris (#3), Glen Massey (#8)

Report Created: Sat 17 August 2024 13:45 GMT+1 (Note: Timing is based on position data)

Page 3/15

[] Ranking at each section and finish
 -:-:- No data available at this section
 NA No data available

SCN Saddle cloth number
 DNF Did not finish
 DNT Did not track

data processed by TRIPLESDATA



Doomben QLD Professional
Race 3: COUNTRY MUSIC RACEDAY 7 SEPTEMBER BENCHMARK 78
Handicap - 2200m
17 August 2024 - 13:30



Track Rating: Heavy 8, Weather: Fine, Rail Position: True

| Section | | | | | Last 600m | | | | | | | |
|-------------|----------------------|---------------------------------------|----------------------|----------------------|-------------------------------|--------------------------|--------------------------|--------------------------|--------------|--------|---------|----|
| Field Times | 800m | 600m | 400m | 200m | 0:38.13 | | | | | | | |
| | 0:50.67 (0:12.54) | 0:38.13 (0:12.48) | 0:25.65 (0:12.65) | 0:13.00 (0:13.00) | | | | | | | | |
| Rank | TAB | Horse/Jockey | Barrier | Top Speed [km/h] | Fastest Section | Margin | Distance Travelled [m] | | | | | |
| 11 | 13 | BRAVE DEEL Samantha Collett | 15 | 62.9 2000m | 0:11.59 2000m (0:12.64) | 0:52.72 [2] (0:12.70) | 0:40.08 [3] (0:12.91) | 0:27.38 [7] (0:14.47) | 0:14.47 [11] | 13.56L | 0:40.08 | +8 |

Scratched: Sherriff Cody (#7), Guts 'N' Glory (#11), Hector De Maris (#3), Glen Massey (#8)

[] Ranking at each section and finish
 -:-:- No data available at this section
 NA No data available

SCN Saddle cloth number
 DNF Did not finish
 DNT Did not track



| | |
|--------------------------------|-----------------|
| Horse/Jockey Name | Chassagne |
| Final Rank | 1 |
| Fastest Section Time (Section) | 0:12.04 (2000m) |
| Top Speed [km/h] (Section) | 60.7 (800m) |
| Race State | Finished |



Doomben QLD Professional
Race 3: COUNTRY MUSIC RACEDAY 7 SEPTEMBER
BENCHMARK 78 Handicap - 2200m

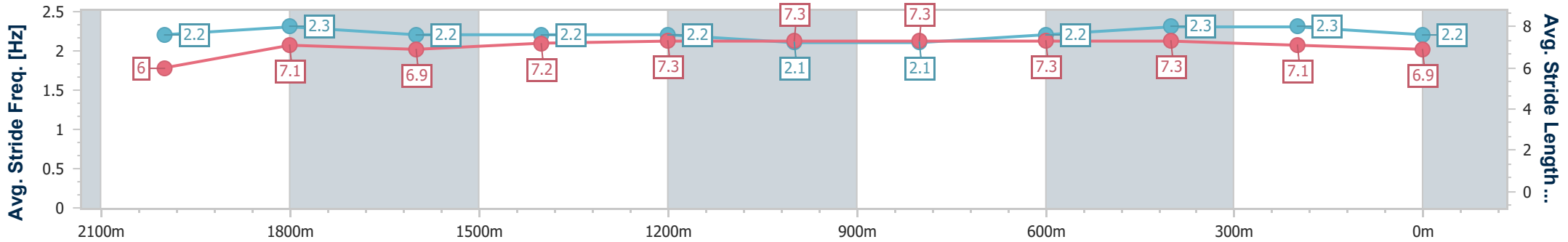
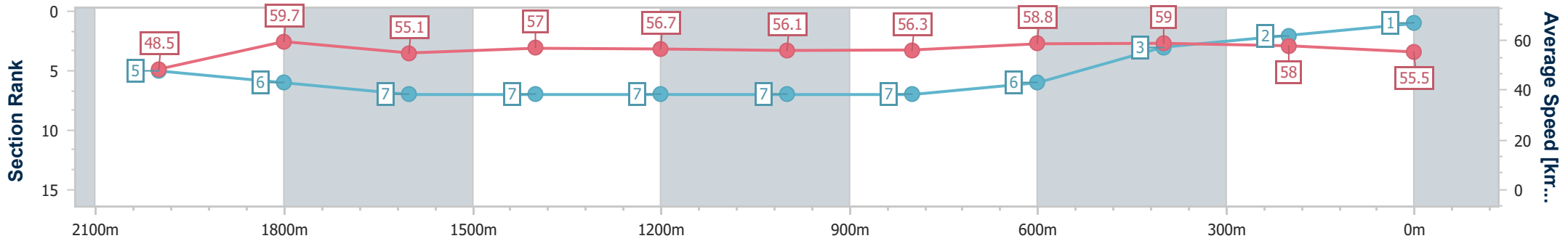
17 August 2024 - 13:30

Track Rating: Heavy 8, Weather: Fine, Rail Position: True



BRISBANE
RACING CLUB

| Section | Overall | 2000m | 1800m | 1600m | 1400m | 1200m | 1000m | 800m | 600m | 400m | 200m |
|------------------------|--------------------------|--------------------------|--------------------------|--------------------------|--------------------------|--------------------------|--------------------------|--------------------------|--------------------------|--------------------------|--------------------------|
| Section Times | 2:20.24 [1] (0:14.85) | 2:05.39 [5] (0:12.04) | 1:53.35 [6] (0:12.84) | 1:40.51 [7] (0:12.54) | 1:27.97 [7] (0:12.66) | 1:15.31 [7] (0:12.82) | 1:02.49 [7] (0:12.76) | 0:49.73 [7] (0:12.28) | 0:37.45 [6] (0:12.14) | 0:25.31 [3] (0:12.35) | 0:12.96 [2] (0:12.96) |
| Average Speed [km/h] | 48.5 | 59.7 | 55.1 | 57.0 | 56.7 | 56.1 | 56.3 | 58.8 | 59.0 | 58.0 | 55.5 |
| Top Speed [km/h] | 60.4 | 60.6 | 58.5 | 58.4 | 57.0 | 57.1 | 57.7 | 60.7 | 60.7 | 59.0 | 57.0 |
| Avg. Dist. to Rail [m] | 1.4 | 3.1 | 2.9 | 1.8 | 0.7 | 0.1 | 0.4 | 0.2 | 0.8 | 2.6 | 2.6 |
| Avg. Stride Freq. [Hz] | 2.2 | 2.3 | 2.2 | 2.2 | 2.2 | 2.1 | 2.1 | 2.2 | 2.3 | 2.3 | 2.2 |
| Avg. Stride Length [m] | 6.0 | 7.1 | 6.9 | 7.2 | 7.3 | 7.3 | 7.3 | 7.3 | 7.3 | 7.1 | 6.9 |



- [] Ranking at each section and finish
- .-.- No data available at this section
- NA No data available



| | |
|--------------------------------|-----------------|
| Horse/Jockey Name | Classic Deel |
| Final Rank | 2 |
| Fastest Section Time (Section) | 0:11.97 (2000m) |
| Top Speed [km/h] (Section) | 60.6 (2000m) |
| Race State | Finished |



Doomben QLD Professional
Race 3: COUNTRY MUSIC RACEDAY 7 SEPTEMBER
BENCHMARK 78 Handicap - 2200m

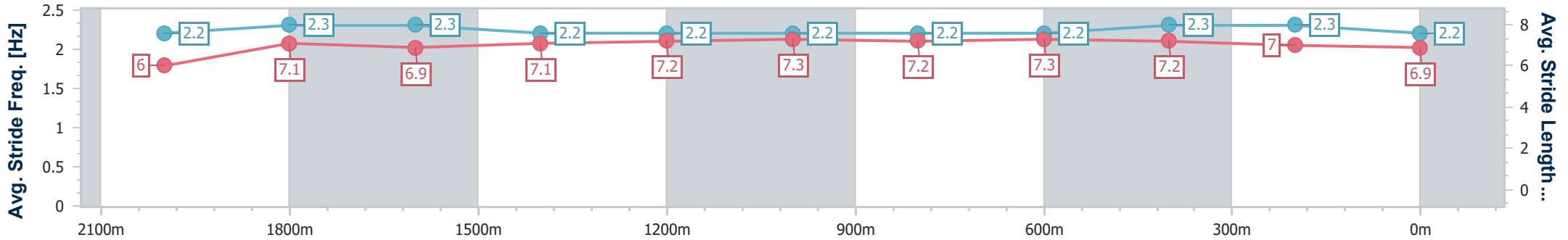
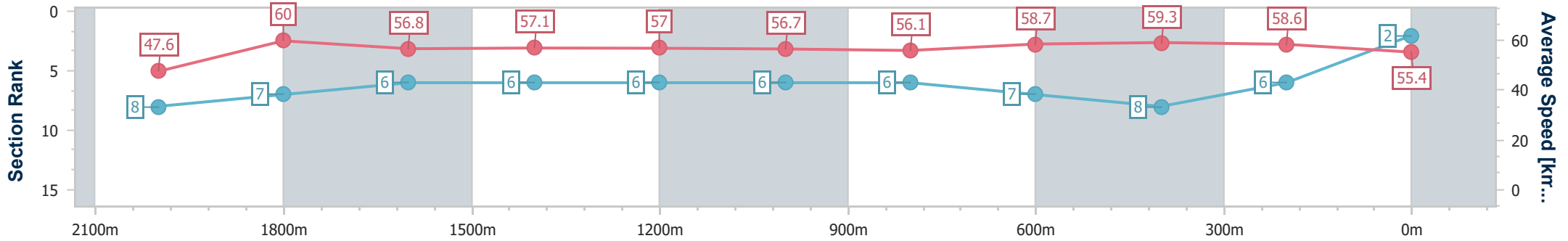
17 August 2024 - 13:30

Track Rating: Heavy 8, Weather: Fine, Rail Position: True



BRISBANE
RACING CLUB

| Section | Overall | 2000m | 1800m | 1600m | 1400m | 1200m | 1000m | 800m | 600m | 400m | 200m |
|------------------------|--------------------------|--------------------------|--------------------------|--------------------------|--------------------------|--------------------------|--------------------------|--------------------------|--------------------------|--------------------------|--------------------------|
| Section Times | 2:20.52 [2] (0:15.13) | 2:05.39 [8] (0:11.97) | 1:53.42 [7] (0:12.56) | 1:40.86 [6] (0:12.56) | 1:28.30 [6] (0:12.61) | 1:15.69 [6] (0:12.76) | 1:02.93 [6] (0:12.86) | 0:50.07 [6] (0:12.38) | 0:37.69 [7] (0:12.35) | 0:25.34 [8] (0:12.32) | 0:13.02 [6] (0:13.02) |
| Average Speed [km/h] | 47.6 | 60.0 | 56.8 | 57.1 | 57.0 | 56.7 | 56.1 | 58.7 | 59.3 | 58.6 | 55.4 |
| Top Speed [km/h] | 60.1 | 60.6 | 59.8 | 58.4 | 58.0 | 57.9 | 57.2 | 60.3 | 60.5 | 59.7 | 56.7 |
| Avg. Dist. to Rail [m] | 1.0 | 1.1 | 1.4 | 1.1 | 0.3 | 1.2 | 1.4 | 1.7 | 3.0 | 2.8 | 2.0 |
| Avg. Stride Freq. [Hz] | 2.2 | 2.3 | 2.3 | 2.2 | 2.2 | 2.2 | 2.2 | 2.2 | 2.3 | 2.3 | 2.2 |
| Avg. Stride Length [m] | 6.0 | 7.1 | 6.9 | 7.1 | 7.2 | 7.3 | 7.2 | 7.3 | 7.2 | 7.0 | 6.9 |



- [] Ranking at each section and finish
- .-.- No data available at this section
- NA No data available



| | |
|--------------------------------|----------------|
| Horse/Jockey Name | Redwood Shadow |
| Final Rank | 3 |
| Fastest Section Time (Section) | 0:12.15 (600m) |
| Top Speed [km/h] (Section) | 62.4 (600m) |
| Race State | Finished |



Doomben QLD Professional
Race 3: COUNTRY MUSIC RACEDAY 7 SEPTEMBER
BENCHMARK 78 Handicap - 2200m

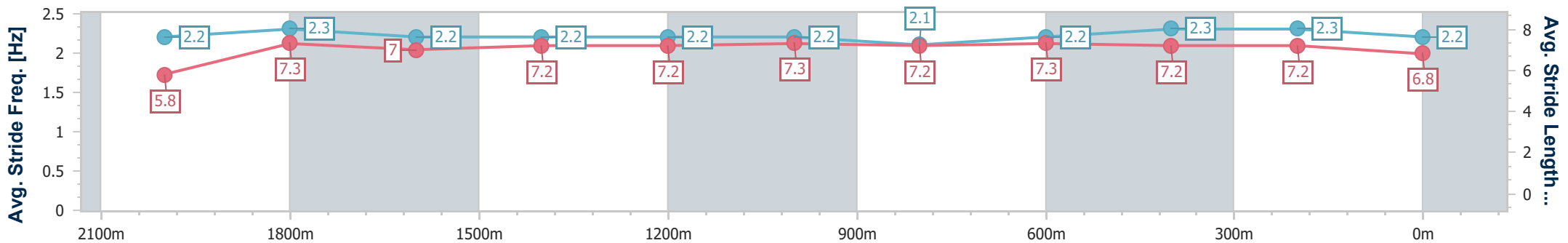
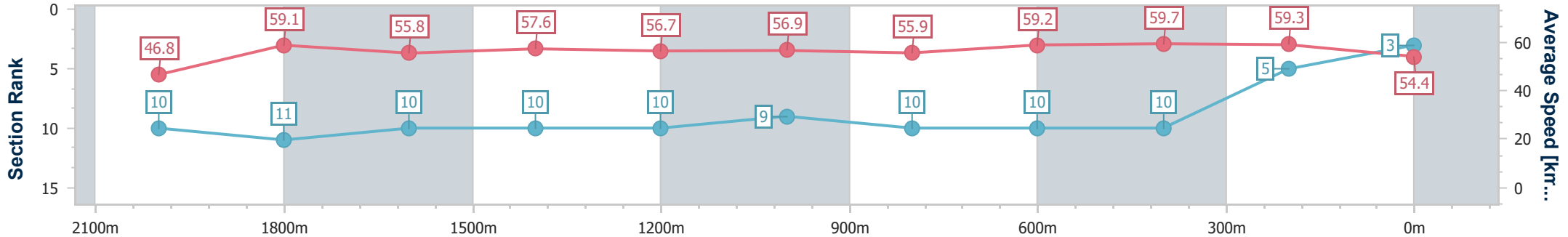
17 August 2024 - 13:30

Track Rating: Heavy 8, Weather: Fine, Rail Position: True



BRISBANE
RACING CLUB

| Section | Overall | 2000m | 1800m | 1600m | 1400m | 1200m | 1000m | 800m | 600m | 400m | 200m |
|------------------------|--------------------------|---------------------------|---------------------------|---------------------------|---------------------------|---------------------------|--------------------------|---------------------------|---------------------------|---------------------------|--------------------------|
| Section Times | 2:20.67 [3] (0:15.43) | 2:05.24 [10] (0:12.21) | 1:53.03 [11] (0:12.73) | 1:40.30 [10] (0:12.42) | 1:27.88 [10] (0:12.56) | 1:15.32 [10] (0:12.66) | 1:02.66 [9] (0:12.89) | 0:49.77 [10] (0:12.23) | 0:37.54 [10] (0:12.15) | 0:25.39 [10] (0:12.18) | 0:13.21 [5] (0:13.21) |
| Average Speed [km/h] | 46.8 | 59.1 | 55.8 | 57.6 | 56.7 | 56.9 | 55.9 | 59.2 | 59.7 | 59.3 | 54.4 |
| Top Speed [km/h] | 59.4 | 59.9 | 59.2 | 59.3 | 57.3 | 57.6 | 57.2 | 62.2 | 62.4 | 60.0 | 57.4 |
| Avg. Dist. to Rail [m] | 3.9 | 0.7 | 1.6 | 1.4 | 1.6 | 0.6 | 0.5 | 0.8 | 1.6 | 2.9 | 4.1 |
| Avg. Stride Freq. [Hz] | 2.2 | 2.3 | 2.2 | 2.2 | 2.2 | 2.2 | 2.1 | 2.2 | 2.3 | 2.3 | 2.2 |
| Avg. Stride Length [m] | 5.8 | 7.3 | 7.0 | 7.2 | 7.2 | 7.3 | 7.2 | 7.3 | 7.2 | 7.2 | 6.8 |



- [] Ranking at each section and finish
- .-.- No data available at this section
- NA No data available



| | |
|--------------------------------|-------------------|
| Horse/Jockey Name | Asgoodassobergets |
| Final Rank | 4 |
| Fastest Section Time (Section) | 0:12.04 (600m) |
| Top Speed [km/h] (Section) | 62.2 (600m) |
| Race State | Finished |



Doomben QLD Professional
Race 3: COUNTRY MUSIC RACEDAY 7 SEPTEMBER
BENCHMARK 78 Handicap - 2200m

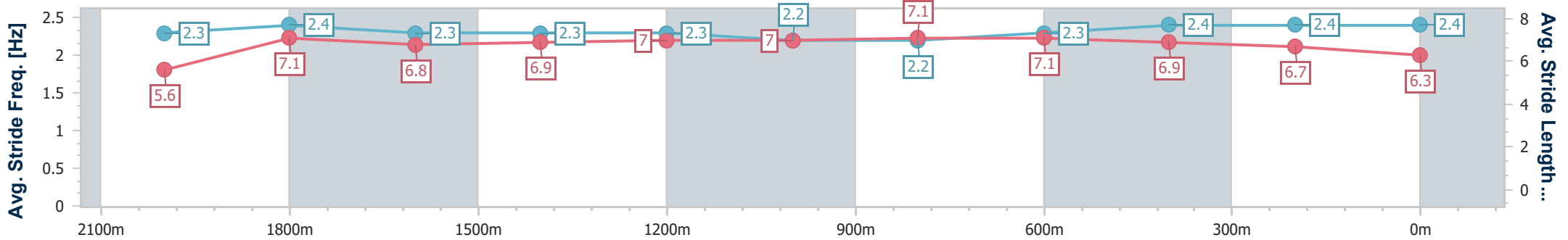
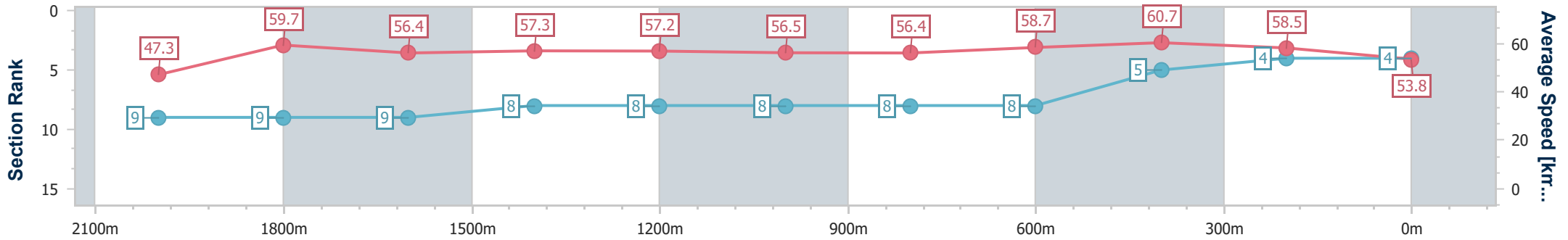
17 August 2024 - 13:30

Track Rating: Heavy 8, Weather: Fine, Rail Position: True



BRISBANE
RACING CLUB

| Section | Overall | 2000m | 1800m | 1600m | 1400m | 1200m | 1000m | 800m | 600m | 400m | 200m |
|------------------------|--------------------------|--------------------------|--------------------------|--------------------------|--------------------------|--------------------------|--------------------------|--------------------------|--------------------------|--------------------------|--------------------------|
| Section Times | 2:20.75 [4] (0:15.27) | 2:05.48 [9] (0:12.08) | 1:53.40 [9] (0:12.65) | 1:40.75 [9] (0:12.51) | 1:28.24 [8] (0:12.61) | 1:15.63 [8] (0:12.72) | 1:02.91 [8] (0:12.79) | 0:50.12 [8] (0:12.35) | 0:37.77 [8] (0:12.04) | 0:25.73 [5] (0:12.35) | 0:13.38 [4] (0:13.38) |
| Average Speed [km/h] | 47.3 | 59.7 | 56.4 | 57.3 | 57.2 | 56.5 | 56.4 | 58.7 | 60.7 | 58.5 | 53.8 |
| Top Speed [km/h] | 60.1 | 60.1 | 59.9 | 58.9 | 58.3 | 57.3 | 57.2 | 60.8 | 62.2 | 59.8 | 56.0 |
| Avg. Dist. to Rail [m] | 2.7 | 1.6 | 1.6 | 0.7 | 0.2 | 0.9 | 0.4 | 1.3 | 2.4 | 2.3 | 2.5 |
| Avg. Stride Freq. [Hz] | 2.3 | 2.4 | 2.3 | 2.3 | 2.3 | 2.2 | 2.2 | 2.3 | 2.4 | 2.4 | 2.4 |
| Avg. Stride Length [m] | 5.6 | 7.1 | 6.8 | 6.9 | 7.0 | 7.0 | 7.1 | 7.1 | 6.9 | 6.7 | 6.3 |



- [] Ranking at each section and finish
- .-.- No data available at this section
- NA No data available



| | |
|--------------------------------|----------------|
| Horse/Jockey Name | Chateaux Park |
| Final Rank | 5 |
| Fastest Section Time (Section) | 0:12.08 (600m) |
| Top Speed [km/h] (Section) | 61.3 (600m) |
| Race State | Finished |



Doomben QLD Professional
Race 3: COUNTRY MUSIC RACEDAY 7 SEPTEMBER
BENCHMARK 78 Handicap - 2200m

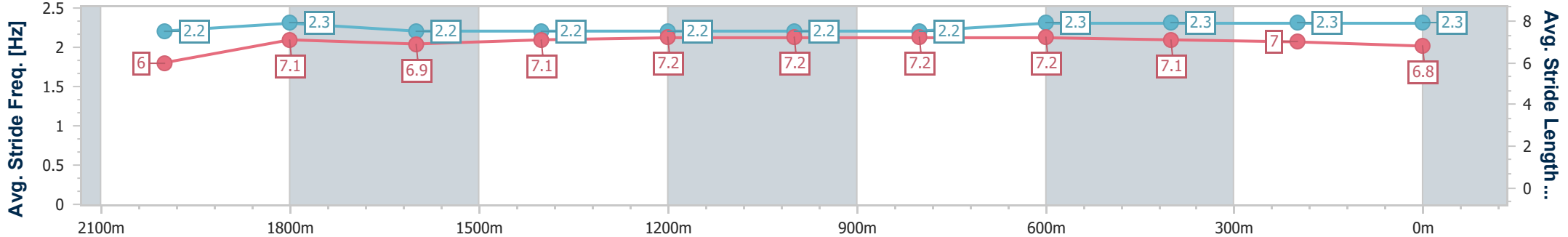
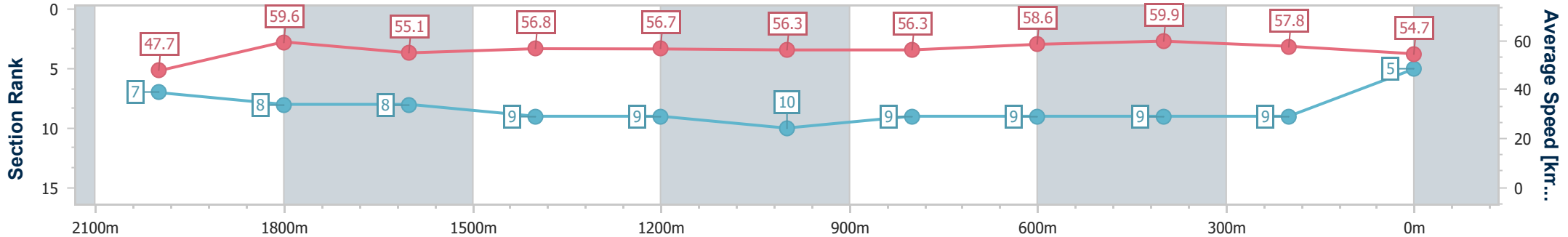
17 August 2024 - 13:30

Track Rating: Heavy 8, Weather: Fine, Rail Position: True



BRISBANE
RACING CLUB

| Section | Overall | 2000m | 1800m | 1600m | 1400m | 1200m | 1000m | 800m | 600m | 400m | 200m |
|------------------------|--------------------------|--------------------------|--------------------------|--------------------------|--------------------------|--------------------------|---------------------------|--------------------------|--------------------------|--------------------------|--------------------------|
| Section Times | 2:20.79 [5] (0:15.09) | 2:05.70 [7] (0:12.09) | 1:53.61 [8] (0:12.81) | 1:40.80 [8] (0:12.60) | 1:28.20 [9] (0:12.66) | 1:15.54 [9] (0:12.77) | 1:02.77 [10] (0:12.78) | 0:49.99 [9] (0:12.32) | 0:37.67 [9] (0:12.08) | 0:25.59 [9] (0:12.44) | 0:13.15 [9] (0:13.15) |
| Average Speed [km/h] | 47.7 | 59.6 | 55.1 | 56.8 | 56.7 | 56.3 | 56.3 | 58.6 | 59.9 | 57.8 | 54.7 |
| Top Speed [km/h] | 60.9 | 60.5 | 58.3 | 57.9 | 57.6 | 57.2 | 57.4 | 61.1 | 61.3 | 59.0 | 56.2 |
| Avg. Dist. to Rail [m] | 2.3 | 4.1 | 4.1 | 1.4 | 0.6 | 0.3 | 0.4 | 0.9 | 1.1 | 0.7 | 0.6 |
| Avg. Stride Freq. [Hz] | 2.2 | 2.3 | 2.2 | 2.2 | 2.2 | 2.2 | 2.2 | 2.3 | 2.3 | 2.3 | 2.3 |
| Avg. Stride Length [m] | 6.0 | 7.1 | 6.9 | 7.1 | 7.2 | 7.2 | 7.2 | 7.2 | 7.1 | 7.0 | 6.8 |



- [] Ranking at each section and finish
- .-.- No data available at this section
- NA No data available



| | |
|--------------------------------|-----------------|
| Horse/Jockey Name | Tappy's Lad |
| Final Rank | 6 |
| Fastest Section Time (Section) | 0:12.05 (2000m) |
| Top Speed [km/h] (Section) | 62.3 (2000m) |
| Race State | Finished |



Doomben QLD Professional
Race 3: COUNTRY MUSIC RACEDAY 7 SEPTEMBER
BENCHMARK 78 Handicap - 2200m

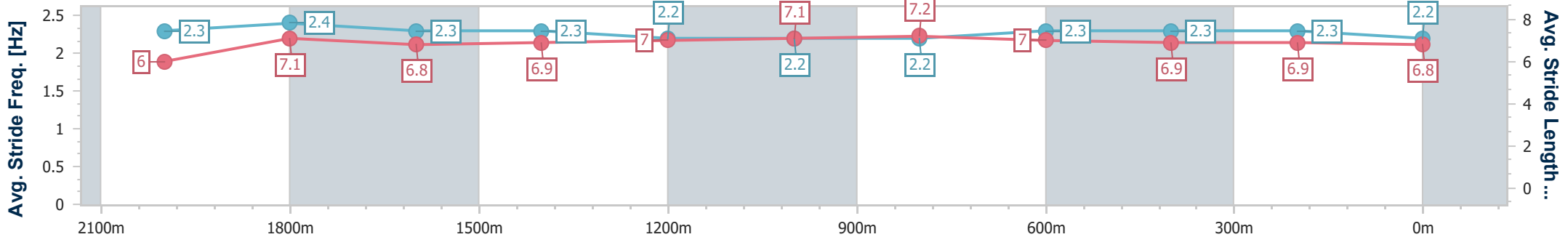
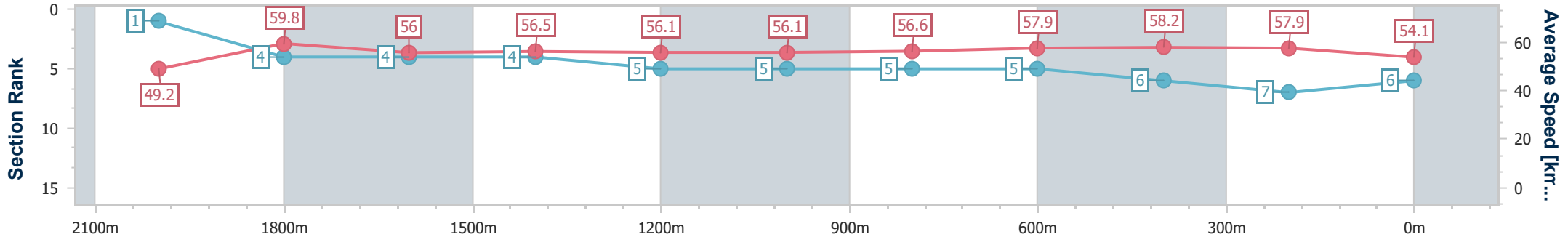
17 August 2024 - 13:30

Track Rating: Heavy 8, Weather: Fine, Rail Position: True



BRISBANE
RACING CLUB

| Section | Overall | 2000m | 1800m | 1600m | 1400m | 1200m | 1000m | 800m | 600m | 400m | 200m |
|------------------------|--------------------------|--------------------------|--------------------------|--------------------------|--------------------------|--------------------------|--------------------------|--------------------------|--------------------------|--------------------------|--------------------------|
| Section Times | 2:20.84 [6] (0:14.63) | 2:06.21 [1] (0:12.05) | 1:54.16 [4] (0:12.63) | 1:41.53 [4] (0:12.58) | 1:28.95 [4] (0:12.74) | 1:16.21 [5] (0:12.82) | 1:03.39 [5] (0:12.77) | 0:50.62 [5] (0:12.39) | 0:38.23 [5] (0:12.48) | 0:25.75 [6] (0:12.45) | 0:13.30 [7] (0:13.30) |
| Average Speed [km/h] | 49.2 | 59.8 | 56.0 | 56.5 | 56.1 | 56.1 | 56.6 | 57.9 | 58.2 | 57.9 | 54.1 |
| Top Speed [km/h] | 62.1 | 62.3 | 58.1 | 57.4 | 56.6 | 56.8 | 57.5 | 60.4 | 60.5 | 58.8 | 56.3 |
| Avg. Dist. to Rail [m] | 2.5 | 2.5 | 3.7 | 2.6 | 1.2 | 0.2 | 0.2 | 0.4 | 1.1 | 0.6 | 3.0 |
| Avg. Stride Freq. [Hz] | 2.3 | 2.4 | 2.3 | 2.3 | 2.2 | 2.2 | 2.2 | 2.3 | 2.3 | 2.3 | 2.2 |
| Avg. Stride Length [m] | 6.0 | 7.1 | 6.8 | 6.9 | 7.0 | 7.1 | 7.2 | 7.0 | 6.9 | 6.9 | 6.8 |



- [] Ranking at each section and finish
- .-.- No data available at this section
- NA No data available



| | |
|--------------------------------|-----------------|
| Horse/Jockey Name | Shy Guy |
| Final Rank | 7 |
| Fastest Section Time (Section) | 0:11.93 (2000m) |
| Top Speed [km/h] (Section) | 61.3 (Overall) |
| Race State | Finished |



Doomben QLD Professional
Race 3: COUNTRY MUSIC RACEDAY 7 SEPTEMBER
BENCHMARK 78 Handicap - 2200m

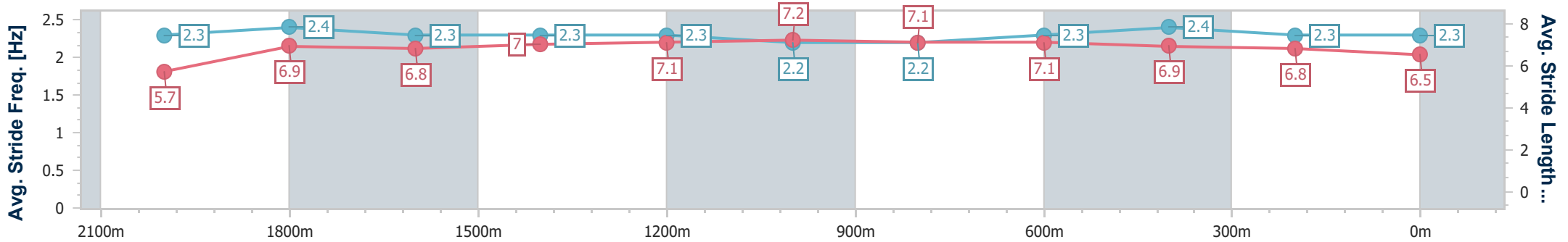
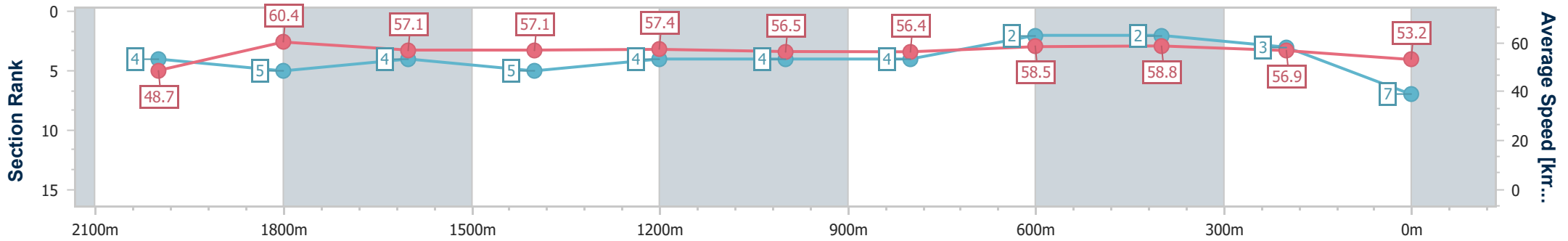
17 August 2024 - 13:30

Track Rating: Heavy 8, Weather: Fine, Rail Position: True



BRISBANE
RACING CLUB

| Section | Overall | 2000m | 1800m | 1600m | 1400m | 1200m | 1000m | 800m | 600m | 400m | 200m |
|------------------------|--------------------------|--------------------------|--------------------------|--------------------------|--------------------------|--------------------------|--------------------------|--------------------------|--------------------------|--------------------------|--------------------------|
| Section Times | 2:20.89 [7] (0:14.76) | 2:06.13 [4] (0:11.93) | 1:54.20 [5] (0:12.62) | 1:41.58 [4] (0:12.60) | 1:28.98 [5] (0:12.67) | 1:16.31 [4] (0:12.75) | 1:03.56 [4] (0:12.80) | 0:50.76 [4] (0:12.34) | 0:38.42 [2] (0:12.25) | 0:26.17 [2] (0:12.61) | 0:13.56 [3] (0:13.56) |
| Average Speed [km/h] | 48.7 | 60.4 | 57.1 | 57.1 | 57.4 | 56.5 | 56.4 | 58.5 | 58.8 | 56.9 | 53.2 |
| Top Speed [km/h] | 61.3 | 61.1 | 59.0 | 58.1 | 58.3 | 57.5 | 57.0 | 59.9 | 60.3 | 58.3 | 55.4 |
| Avg. Dist. to Rail [m] | 2.1 | 0.6 | 0.4 | 0.3 | 1.3 | 2.2 | 1.7 | 0.6 | 1.0 | 0.7 | 0.3 |
| Avg. Stride Freq. [Hz] | 2.3 | 2.4 | 2.3 | 2.3 | 2.3 | 2.2 | 2.2 | 2.3 | 2.4 | 2.3 | 2.3 |
| Avg. Stride Length [m] | 5.7 | 6.9 | 6.8 | 7.0 | 7.1 | 7.2 | 7.1 | 7.1 | 6.9 | 6.8 | 6.5 |



- [] Ranking at each section and finish
- .-.- No data available at this section
- NA No data available



| | |
|--------------------------------|-----------------|
| Horse/Jockey Name | Artful Girl |
| Final Rank | 8 |
| Fastest Section Time (Section) | 0:11.70 (2000m) |
| Top Speed [km/h] (Section) | 64.3 (Overall) |
| Race State | Finished |



Doomben QLD Professional
Race 3: COUNTRY MUSIC RACEDAY 7 SEPTEMBER
BENCHMARK 78 Handicap - 2200m

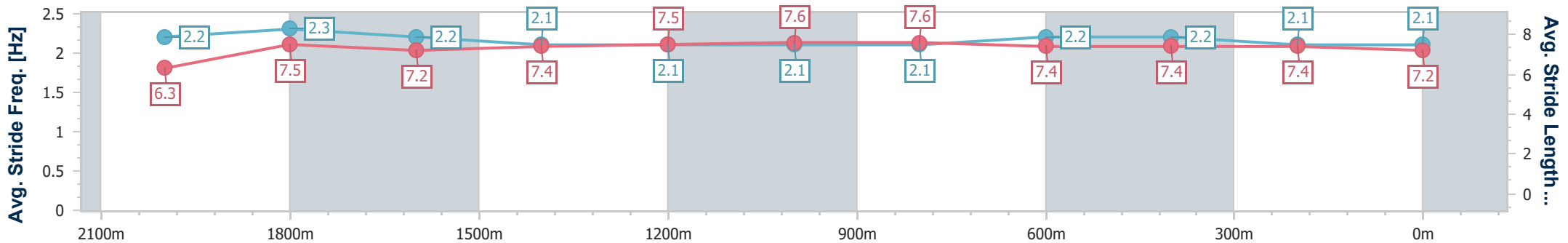
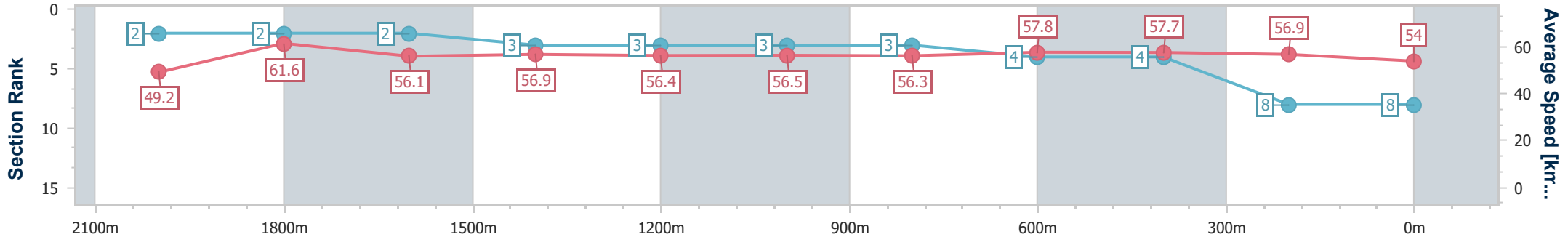
17 August 2024 - 13:30

Track Rating: Heavy 8, Weather: Fine, Rail Position: True



BRISBANE
RACING CLUB

| Section | Overall | 2000m | 1800m | 1600m | 1400m | 1200m | 1000m | 800m | 600m | 400m | 200m |
|------------------------|--------------------------|--------------------------|--------------------------|--------------------------|--------------------------|--------------------------|--------------------------|--------------------------|--------------------------|--------------------------|--------------------------|
| Section Times | 2:20.92 [8] (0:14.65) | 2:06.27 [2] (0:11.70) | 1:54.57 [2] (0:12.73) | 1:41.84 [2] (0:12.64) | 1:29.20 [3] (0:12.75) | 1:16.45 [3] (0:12.72) | 1:03.73 [3] (0:12.83) | 0:50.90 [3] (0:12.48) | 0:38.42 [4] (0:12.46) | 0:25.96 [4] (0:12.62) | 0:13.34 [8] (0:13.34) |
| Average Speed [km/h] | 49.2 | 61.6 | 56.1 | 56.9 | 56.4 | 56.5 | 56.3 | 57.8 | 57.7 | 56.9 | 54.0 |
| Top Speed [km/h] | 64.3 | 64.2 | 57.8 | 57.7 | 57.1 | 57.5 | 57.5 | 59.6 | 59.0 | 58.5 | 55.7 |
| Avg. Dist. to Rail [m] | 5.6 | 1.1 | 1.2 | 0.5 | 0.4 | 0.7 | 0.6 | 0.9 | 1.0 | 2.5 | 3.9 |
| Avg. Stride Freq. [Hz] | 2.2 | 2.3 | 2.2 | 2.1 | 2.1 | 2.1 | 2.1 | 2.2 | 2.2 | 2.1 | 2.1 |
| Avg. Stride Length [m] | 6.3 | 7.5 | 7.2 | 7.4 | 7.5 | 7.6 | 7.6 | 7.4 | 7.4 | 7.4 | 7.2 |



- [] Ranking at each section and finish
- .-.- No data available at this section
- NA No data available



| | |
|--------------------------------|-----------------|
| Horse/Jockey Name | Toesonthenose |
| Final Rank | 9 |
| Fastest Section Time (Section) | 0:11.69 (2000m) |
| Top Speed [km/h] (Section) | 64.2 (Overall) |
| Race State | Finished |



Doomben QLD Professional
Race 3: COUNTRY MUSIC RACEDAY 7 SEPTEMBER
BENCHMARK 78 Handicap - 2200m

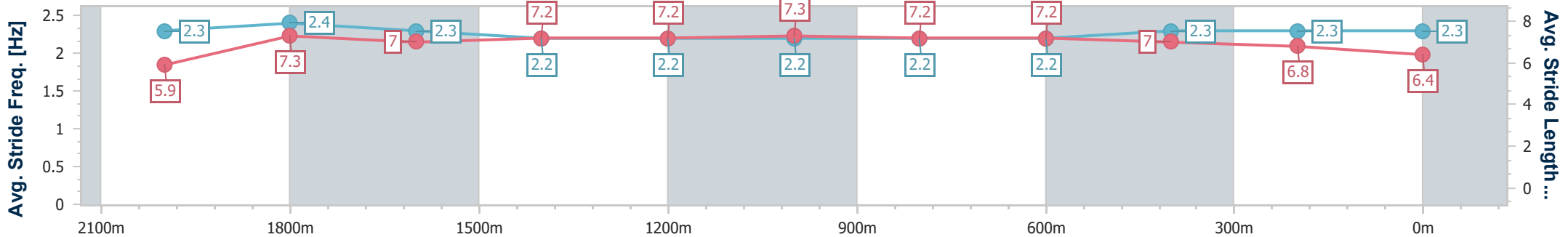
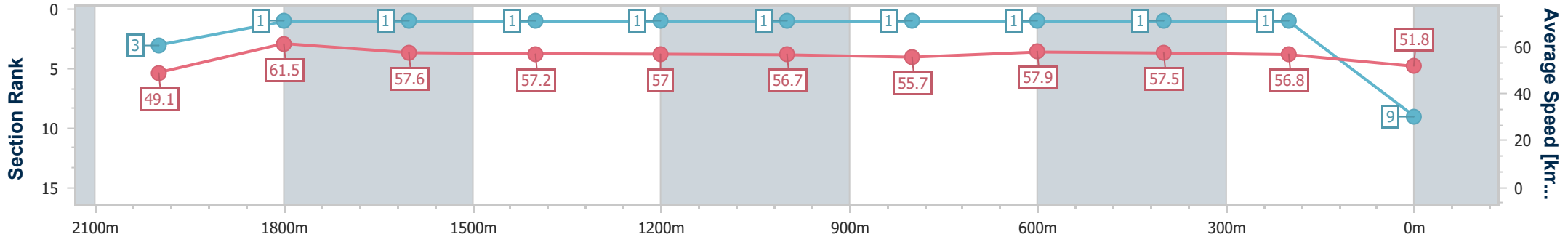
17 August 2024 - 13:30

Track Rating: Heavy 8, Weather: Fine, Rail Position: True



BRISBANE
RACING CLUB

| Section | Overall | 2000m | 1800m | 1600m | 1400m | 1200m | 1000m | 800m | 600m | 400m | 200m |
|------------------------|--------------------------|--------------------------|--------------------------|--------------------------|--------------------------|--------------------------|--------------------------|--------------------------|--------------------------|--------------------------|--------------------------|
| Section Times | 2:21.13 [9] (0:14.66) | 2:06.47 [3] (0:11.69) | 1:54.78 [1] (0:12.40) | 1:42.38 [1] (0:12.53) | 1:29.85 [1] (0:12.68) | 1:17.17 [1] (0:12.71) | 1:04.46 [1] (0:12.90) | 0:51.56 [1] (0:12.54) | 0:39.02 [1] (0:12.48) | 0:26.54 [1] (0:12.65) | 0:13.89 [1] (0:13.89) |
| Average Speed [km/h] | 49.1 | 61.5 | 57.6 | 57.2 | 57.0 | 56.7 | 55.7 | 57.9 | 57.5 | 56.8 | 51.8 |
| Top Speed [km/h] | 64.2 | 64.2 | 59.8 | 57.9 | 57.9 | 58.0 | 57.3 | 58.7 | 58.8 | 58.2 | 55.0 |
| Avg. Dist. to Rail [m] | 5.9 | 1.5 | 2.2 | 0.5 | 0.4 | 1.8 | 0.3 | 1.1 | 0.8 | 0.7 | 1.1 |
| Avg. Stride Freq. [Hz] | 2.3 | 2.4 | 2.3 | 2.2 | 2.2 | 2.2 | 2.2 | 2.2 | 2.3 | 2.3 | 2.3 |
| Avg. Stride Length [m] | 5.9 | 7.3 | 7.0 | 7.2 | 7.2 | 7.3 | 7.2 | 7.2 | 7.0 | 6.8 | 6.4 |



- [] Ranking at each section and finish
- .-.- No data available at this section
- NA No data available



| | |
|--------------------------------|-----------------|
| Horse/Jockey Name | Ashim |
| Final Rank | 10 |
| Fastest Section Time (Section) | 0:11.86 (2000m) |
| Top Speed [km/h] (Section) | 64.7 (2000m) |
| Race State | Finished |



Doomben QLD Professional
Race 3: COUNTRY MUSIC RACEDAY 7 SEPTEMBER
BENCHMARK 78 Handicap - 2200m

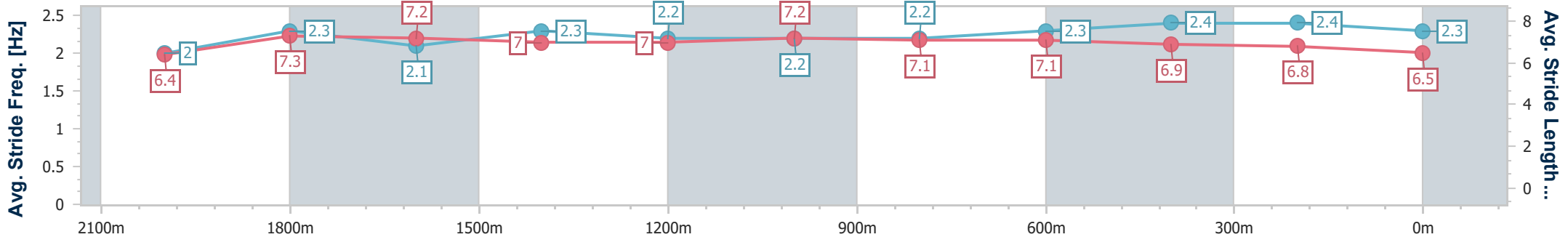
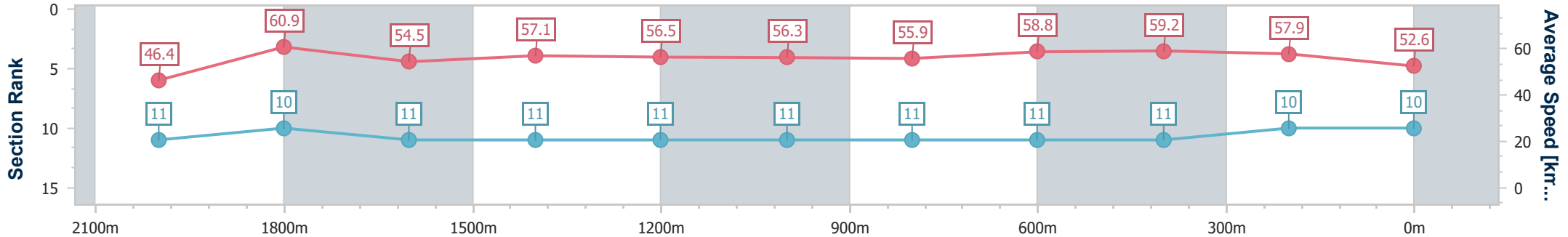
17 August 2024 - 13:30

Track Rating: Heavy 8, Weather: Fine, Rail Position: True



BRISBANE
RACING CLUB

| Section | Overall | 2000m | 1800m | 1600m | 1400m | 1200m | 1000m | 800m | 600m | 400m | 200m |
|------------------------|---------------------------|---------------------------|---------------------------|---------------------------|---------------------------|---------------------------|---------------------------|---------------------------|---------------------------|---------------------------|---------------------------|
| Section Times | 2:21.57 [10] (0:15.52) | 2:06.05 [11] (0:11.86) | 1:54.19 [10] (0:13.06) | 1:41.13 [11] (0:12.51) | 1:28.62 [11] (0:12.62) | 1:16.00 [11] (0:12.82) | 1:03.18 [11] (0:12.82) | 0:50.36 [11] (0:12.20) | 0:38.16 [11] (0:12.12) | 0:26.04 [11] (0:12.35) | 0:13.69 [10] (0:13.69) |
| Average Speed [km/h] | 46.4 | 60.9 | 54.5 | 57.1 | 56.5 | 56.3 | 55.9 | 58.8 | 59.2 | 57.9 | 52.6 |
| Top Speed [km/h] | 61.3 | 64.7 | 59.6 | 58.9 | 57.7 | 56.8 | 58.4 | 60.6 | 60.6 | 59.1 | 56.3 |
| Avg. Dist. to Rail [m] | 2.7 | 2.9 | 1.9 | 1.6 | 1.3 | 0.7 | 0.8 | 0.9 | 1.0 | 1.1 | 0.5 |
| Avg. Stride Freq. [Hz] | 2.0 | 2.3 | 2.1 | 2.3 | 2.2 | 2.2 | 2.2 | 2.3 | 2.4 | 2.4 | 2.3 |
| Avg. Stride Length [m] | 6.4 | 7.3 | 7.2 | 7.0 | 7.0 | 7.2 | 7.1 | 7.1 | 6.9 | 6.8 | 6.5 |



- [] Ranking at each section and finish
- .-.- No data available at this section
- NA No data available



| | |
|--------------------------------|-----------------|
| Horse/Jockey Name | Brave Deel |
| Final Rank | 11 |
| Fastest Section Time (Section) | 0:11.59 (2000m) |
| Top Speed [km/h] (Section) | 62.9 (2000m) |
| Race State | Finished |



Doomben QLD Professional
Race 3: COUNTRY MUSIC RACEDAY 7 SEPTEMBER
BENCHMARK 78 Handicap - 2200m

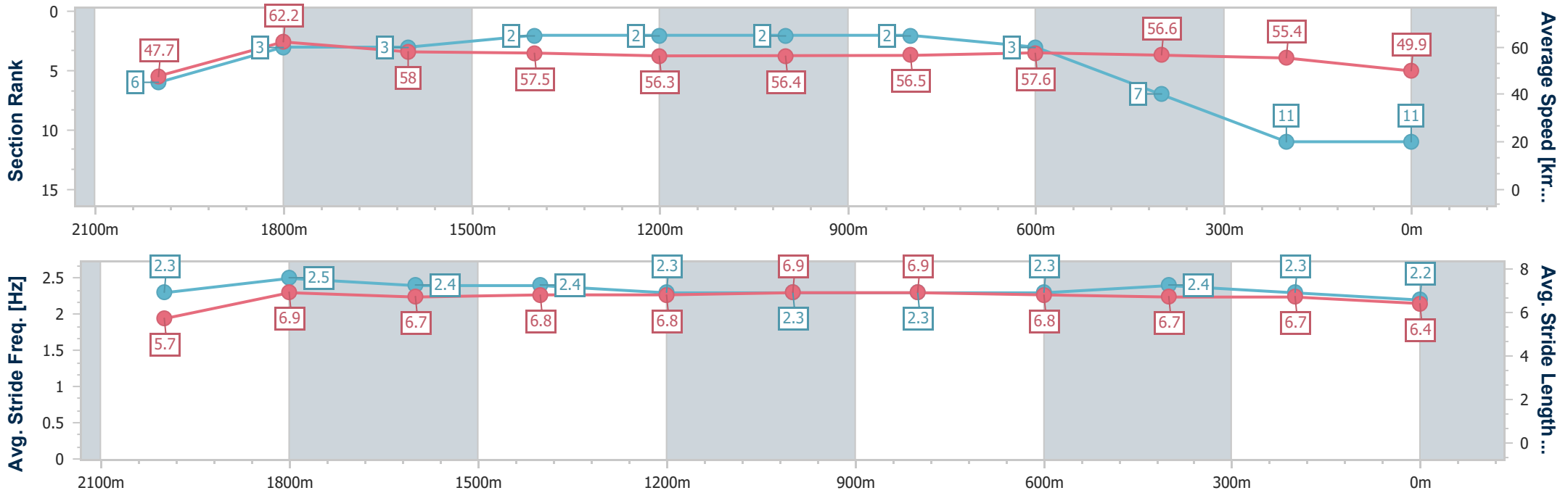
17 August 2024 - 13:30

Track Rating: Heavy 8, Weather: Fine, Rail Position: True



BRISBANE
RACING CLUB

| Section | Overall | 2000m | 1800m | 1600m | 1400m | 1200m | 1000m | 800m | 600m | 400m | 200m |
|------------------------|---------------------------|--------------------------|--------------------------|--------------------------|--------------------------|--------------------------|--------------------------|--------------------------|--------------------------|--------------------------|---------------------------|
| Section Times | 2:22.55 [11] (0:15.07) | 2:07.48 [6] (0:11.59) | 1:55.89 [3] (0:12.48) | 1:43.41 [3] (0:12.48) | 1:30.93 [2] (0:12.69) | 1:18.24 [2] (0:12.78) | 1:05.46 [2] (0:12.74) | 0:52.72 [2] (0:12.64) | 0:40.08 [3] (0:12.70) | 0:27.38 [7] (0:12.91) | 0:14.47 [11] (0:14.47) |
| Average Speed [km/h] | 47.7 | 62.2 | 58.0 | 57.5 | 56.3 | 56.4 | 56.5 | 57.6 | 56.6 | 55.4 | 49.9 |
| Top Speed [km/h] | 62.6 | 62.9 | 59.6 | 58.8 | 57.1 | 57.6 | 57.9 | 59.3 | 59.0 | 56.6 | 54.6 |
| Avg. Dist. to Rail [m] | 7.0 | 0.4 | 0.9 | 0.4 | 1.2 | 0.3 | 1.1 | 1.5 | 1.1 | 1.4 | 2.6 |
| Avg. Stride Freq. [Hz] | 2.3 | 2.5 | 2.4 | 2.4 | 2.3 | 2.3 | 2.3 | 2.3 | 2.4 | 2.3 | 2.2 |
| Avg. Stride Length [m] | 5.7 | 6.9 | 6.7 | 6.8 | 6.8 | 6.9 | 6.9 | 6.8 | 6.7 | 6.7 | 6.4 |



- [] Ranking at each section and finish
- .-.- No data available at this section
- NA No data available