



Doomben QLD Professional
Race 1: BECOME A BRC MEMBER QTIS Three-Year-Old Colts and Geldings Handicap - 1110m
17 August 2024 - 12:20



Track Rating: Heavy 9, Weather: Fine, Rail Position: True

Section		Overall	1000m	800m	600m	400m	200m	Last 600m					
Field Times		1:06.14 (0:08.17)	0:57.97 (0:10.31)	0:47.66 (0:11.13)	0:36.53 (0:11.81)	0:24.72 (0:11.92)	0:12.80 (0:12.80)	0:36.53					
Rank	TAB Horse/Jockey	Barrier	Top Speed [km/h]	Fastest Section								Margin	Distance Travelled [m]
1	1 DEFIANT BOOM Bailey Wheeler	7	72.4	0:08.17	1:06.14 [1] (0:08.17)	0:57.97 [1] (0:10.31)	0:47.66 [1] (0:11.13)	0:36.53 [1] (0:11.81)	0:24.72 [1] (0:11.92)	0:12.80 [1] (0:12.80)	1:06.14	0:36.53	
2	4 MR BUBBALUSKI Angela Jones	1	71.5	0:08.39	1:06.18 [2] (0:08.39)	0:57.79 [5] (0:10.23)	0:47.56 [3] (0:11.18)	0:36.38 [3] (0:12.00)	0:24.38 [3] (0:11.87)	0:12.51 [2] (0:12.51)	0.22L	0:36.38	+1
3	3 HERBIE TOWN Tahlia Fenlon	2	69.3	0:08.61	1:06.50 [3] (0:08.61)	0:57.89 [7] (0:10.68)	0:47.21 [7] (0:11.10)	0:36.11 [6] (0:11.69)	0:24.42 [6] (0:11.84)	0:12.58 [3] (0:12.58)	2.13L	0:36.11	-5
4	6 JUST CLIFFY Noel Callow	4	69.0	0:08.55	1:06.57 [4] (0:08.55)	0:58.02 [6] (0:10.70)	0:47.32 [6] (0:11.28)	0:36.04 [7] (0:11.77)	0:24.27 [7] (0:11.86)	0:12.41 [7] (0:12.41)	2.52L	0:36.04	+4
5	2 STEP ALONG Nikita Beriman	6	71.6	0:08.37	1:07.24 [5] (0:08.37)	0:58.87 [4] (0:10.38)	0:48.49 [5] (0:11.24)	0:37.25 [5] (0:11.90)	0:25.35 [5] (0:12.06)	0:13.29 [4] (0:13.29)	6.48L	0:37.25	+5
6	7 KING POTTER Kyle Wilson-Taylor	5	72.0	0:08.36	1:07.82 [6] (0:08.36)	0:59.46 [3] (0:10.26)	0:49.20 [4] (0:11.29)	0:37.91 [4] (0:11.93)	0:25.98 [4] (0:12.14)	0:13.84 [6] (0:13.84)	9.86L	0:37.91	+9
7	5 BARD OF AVON Cody Collis	3	71.4	0:08.26	1:08.22 [7] (0:08.26)	0:59.96 [2] (0:10.33)	0:49.63 [2] (0:11.21)	0:38.42 [2] (0:11.85)	0:26.57 [2] (0:12.32)	0:14.25 [5] (0:14.25)	12.24L	0:38.42	+4

[] Ranking at each section and finish
 -:-:- No data available at this section
 NA No data available

SCN Saddle cloth number
 DNF Did not finish
 DNT Did not track



Horse/Jockey Name	Defiant Boom
Final Rank	1
Fastest Section Time (Section)	0:08.17 (Overall)
Top Speed [km/h] (Section)	72.4 (1000m)
Race State	Finished



Doomben QLD Professional
Race 1: BECOME A BRC MEMBER QTIS Three-Year-Old Colts and Geldings Handicap - 1110m

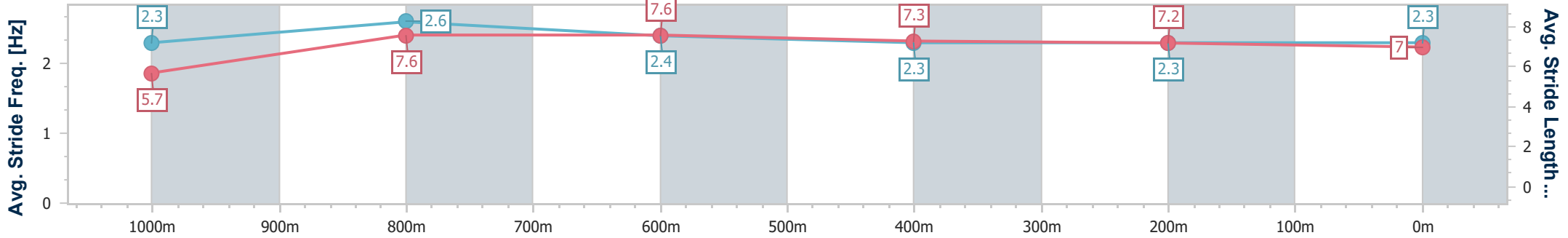
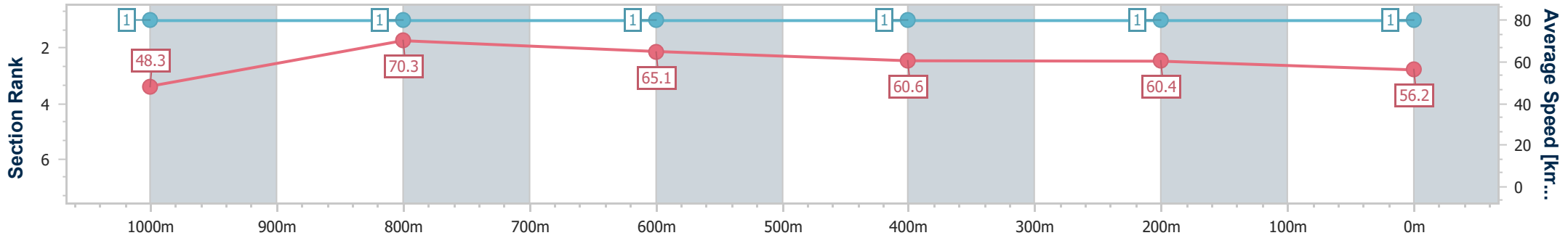
17 August 2024 - 12:20

Track Rating: Heavy 9, Weather: Fine, Rail Position: True



BRISBANE
RACING CLUB

Section	Overall	1000m	800m	600m	400m	200m
Section Times	1:06.14 [1] (0:08.17)	0:57.97 [1] (0:10.31)	0:47.66 [1] (0:11.13)	0:36.53 [1] (0:11.81)	0:24.72 [1] (0:11.92)	0:12.80 [1] (0:12.80)
Average Speed [km/h]	48.3	70.3	65.1	60.6	60.4	56.2
Top Speed [km/h]	67.9	72.4	68.8	63.1	61.4	59.1
Avg. Dist. to Rail [m]	9.6	4.5	0.7	0.8	1.1	0.6
Avg. Stride Freq. [Hz]	2.3	2.6	2.4	2.3	2.3	2.3
Avg. Stride Length [m]	5.7	7.6	7.6	7.3	7.2	7.0



- [] Ranking at each section and finish
- .-.- No data available at this section
- NA No data available



Horse/Jockey Name	Mr Bubbaluski
Final Rank	2
Fastest Section Time (Section)	0:08.39 (Overall)
Top Speed [km/h] (Section)	71.5 (1000m)
Race State	Finished



Doomben QLD Professional
Race 1: BECOME A BRC MEMBER QTIS Three-Year-Old Colts and Geldings Handicap - 1110m

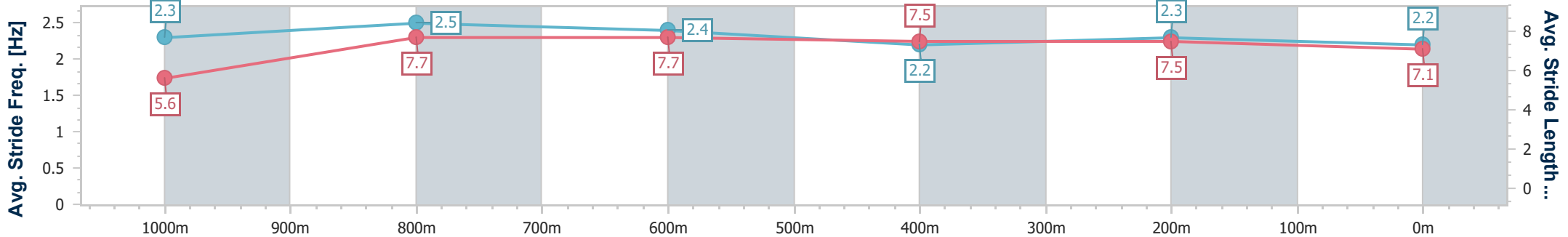
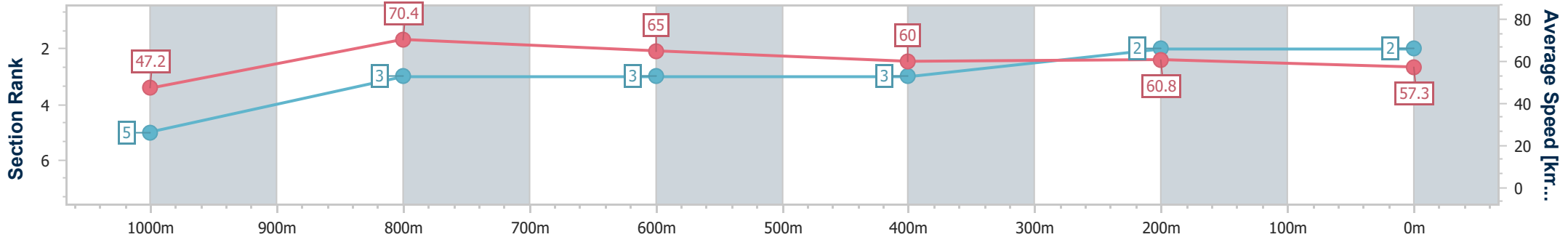
17 August 2024 - 12:20

Track Rating: Heavy 9, Weather: Fine, Rail Position: True



BRISBANE
RACING CLUB

Section	Overall	1000m	800m	600m	400m	200m
Section Times	1:06.18 [2] (0:08.39)	0:57.79 [5] (0:10.23)	0:47.56 [3] (0:11.18)	0:36.38 [3] (0:12.00)	0:24.38 [3] (0:11.87)	0:12.51 [2] (0:12.51)
Average Speed [km/h]	47.2	70.4	65.0	60.0	60.8	57.3
Top Speed [km/h]	66.8	71.5	70.2	63.1	62.3	59.8
Avg. Dist. to Rail [m]	2.9	0.7	1.7	0.7	1.9	3.2
Avg. Stride Freq. [Hz]	2.3	2.5	2.4	2.2	2.3	2.2
Avg. Stride Length [m]	5.6	7.7	7.7	7.5	7.5	7.1



- [] Ranking at each section and finish
- .-.- No data available at this section
- NA No data available



Horse/Jockey Name	Herbie Town
Final Rank	3
Fastest Section Time (Section)	0:08.61 (Overall)
Top Speed [km/h] (Section)	69.3 (1000m)
Race State	Finished



Doomben QLD Professional
Race 1: BECOME A BRC MEMBER QTIS Three-Year-Old Colts and Geldings Handicap - 1110m

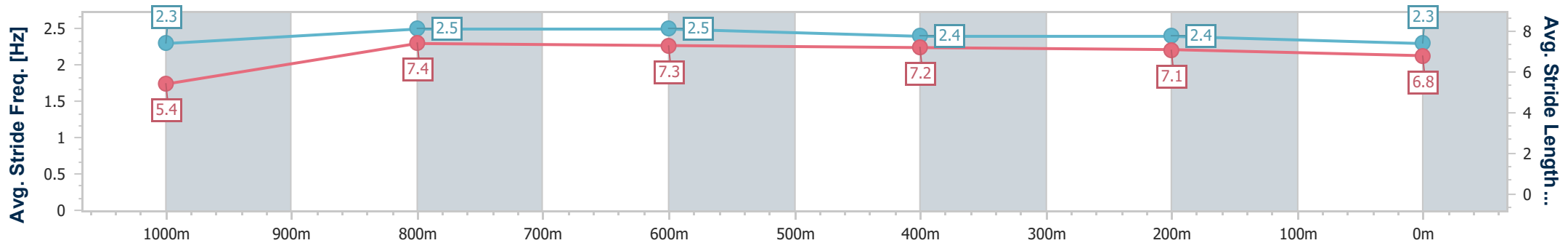
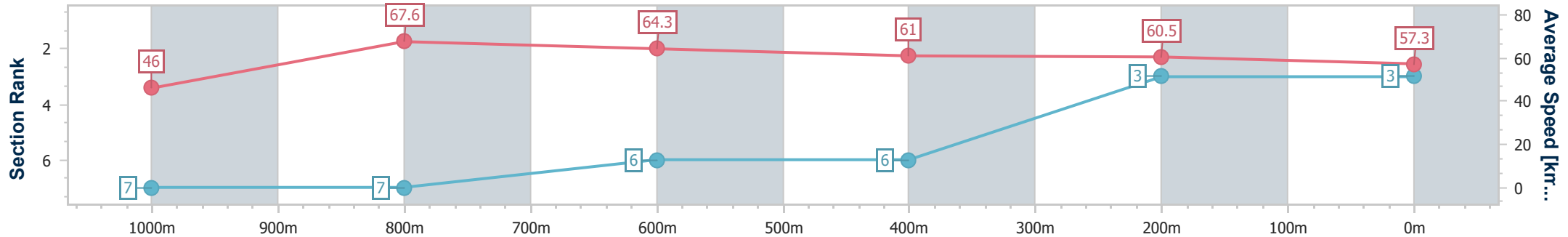
17 August 2024 - 12:20

Track Rating: Heavy 9, Weather: Fine, Rail Position: True



BRISBANE
RACING CLUB

Section	Overall	1000m	800m	600m	400m	200m
Section Times	1:06.50 [3] (0:08.61)	0:57.89 [7] (0:10.68)	0:47.21 [7] (0:11.10)	0:36.11 [6] (0:11.69)	0:24.42 [6] (0:11.84)	0:12.58 [3] (0:12.58)
Average Speed [km/h]	46.0	67.6	64.3	61.0	60.5	57.3
Top Speed [km/h]	64.1	69.3	68.0	63.2	61.8	59.7
Avg. Dist. to Rail [m]	3.5	1.2	1.7	1.4	3.1	7.0
Avg. Stride Freq. [Hz]	2.3	2.5	2.5	2.4	2.4	2.3
Avg. Stride Length [m]	5.4	7.4	7.3	7.2	7.1	6.8



- [] Ranking at each section and finish
- .-.- No data available at this section
- NA No data available



Horse/Jockey Name	Just Cliffy
Final Rank	4
Fastest Section Time (Section)	0:08.55 (Overall)
Top Speed [km/h] (Section)	69.0 (1000m)
Race State	Finished



Doomben QLD Professional
Race 1: BECOME A BRC MEMBER QTIS Three-Year-Old Colts and Geldings Handicap - 1110m

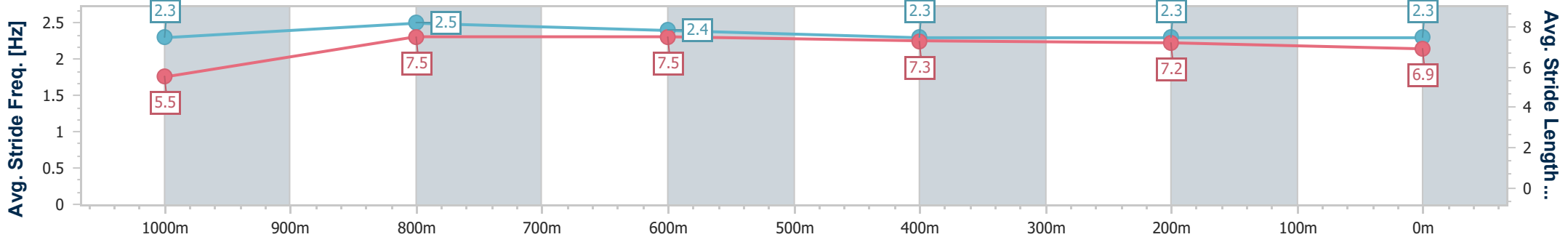
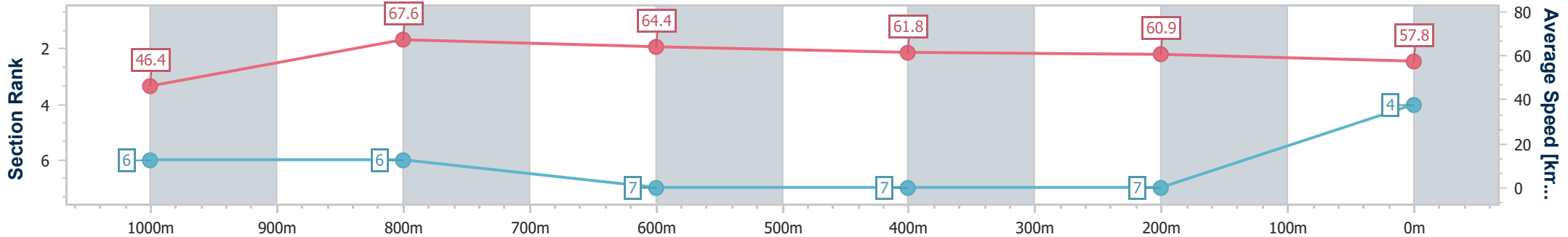
17 August 2024 - 12:20

Track Rating: Heavy 9, Weather: Fine, Rail Position: True



BRISBANE
RACING CLUB

Section	Overall	1000m	800m	600m	400m	200m
Section Times	1:06.57 [4] (0:08.55)	0:58.02 [6] (0:10.70)	0:47.32 [6] (0:11.28)	0:36.04 [7] (0:11.77)	0:24.27 [7] (0:11.86)	0:12.41 [7] (0:12.41)
Average Speed [km/h]	46.4	67.6	64.4	61.8	60.9	57.8
Top Speed [km/h]	64.8	69.0	66.9	63.4	63.2	61.8
Avg. Dist. to Rail [m]	6.0	2.5	2.3	1.8	3.6	7.5
Avg. Stride Freq. [Hz]	2.3	2.5	2.4	2.3	2.3	2.3
Avg. Stride Length [m]	5.5	7.5	7.5	7.3	7.2	6.9



- [] Ranking at each section and finish
- .-.- No data available at this section
- NA No data available



Horse/Jockey Name	Step Along
Final Rank	5
Fastest Section Time (Section)	0:08.37 (Overall)
Top Speed [km/h] (Section)	71.6 (1000m)
Race State	Finished



Doomben QLD Professional
Race 1: BECOME A BRC MEMBER QTIS Three-Year-Old Colts and Geldings Handicap - 1110m

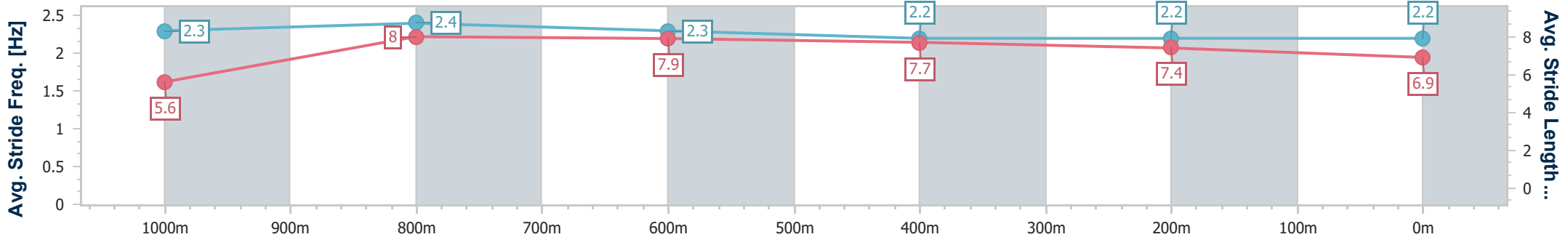
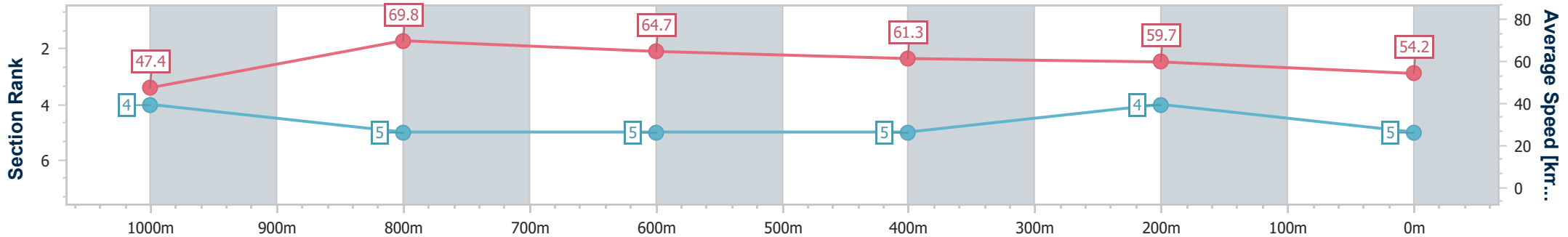
17 August 2024 - 12:20

Track Rating: Heavy 9, Weather: Fine, Rail Position: True



BRISBANE
RACING CLUB

Section	Overall	1000m	800m	600m	400m	200m
Section Times	1:07.24 [5] (0:08.37)	0:58.87 [4] (0:10.38)	0:48.49 [5] (0:11.24)	0:37.25 [5] (0:11.90)	0:25.35 [5] (0:12.06)	0:13.29 [4] (0:13.29)
Average Speed [km/h]	47.4	69.8	64.7	61.3	59.7	54.2
Top Speed [km/h]	68.7	71.6	66.2	63.9	61.3	57.7
Avg. Dist. to Rail [m]	8.1	3.0	2.0	2.0	1.4	3.1
Avg. Stride Freq. [Hz]	2.3	2.4	2.3	2.2	2.2	2.2
Avg. Stride Length [m]	5.6	8.0	7.9	7.7	7.4	6.9



- [] Ranking at each section and finish
- .-.- No data available at this section
- NA No data available



Horse/Jockey Name	King Potter
Final Rank	6
Fastest Section Time (Section)	0:08.36 (Overall)
Top Speed [km/h] (Section)	72.0 (1000m)
Race State	Finished



Doomben QLD Professional
 Race 1: BECOME A BRC MEMBER QTIS Three-Year-Old Colts
 and Geldings Handicap - 1110m

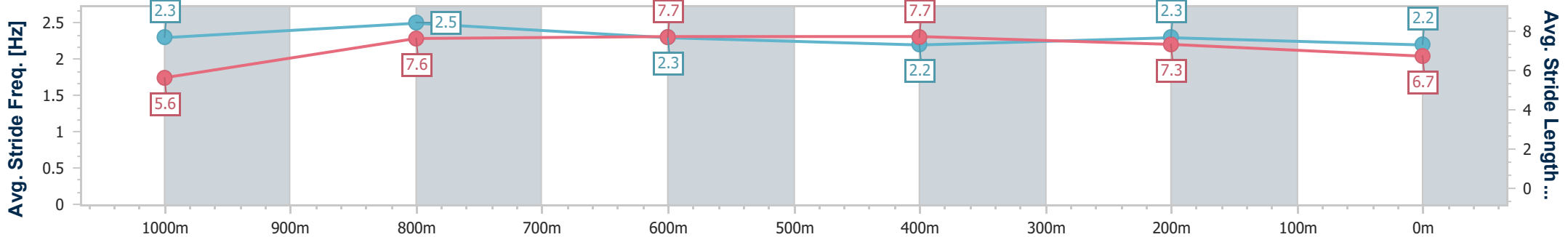
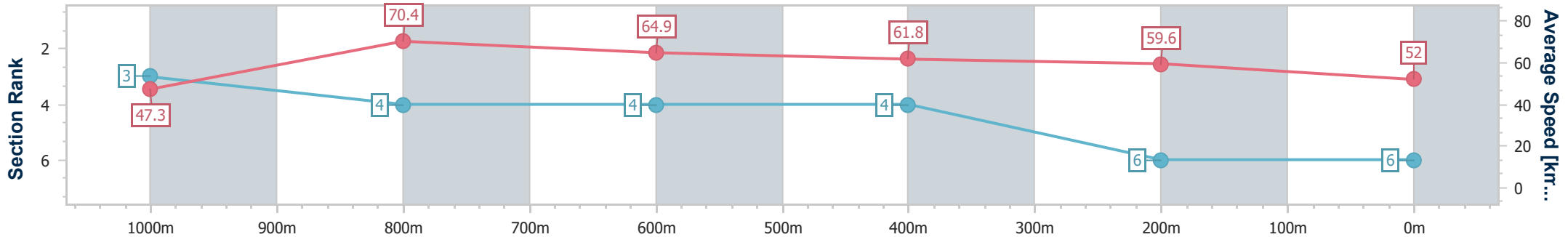
17 August 2024 - 12:20

Track Rating: Heavy 9, Weather: Fine, Rail Position: True



BRISBANE
 RACING CLUB

Section	Overall	1000m	800m	600m	400m	200m
Section Times	1:07.82 [6] (0:08.36)	0:59.46 [3] (0:10.26)	0:49.20 [4] (0:11.29)	0:37.91 [4] (0:11.93)	0:25.98 [4] (0:12.14)	0:13.84 [6] (0:13.84)
Average Speed [km/h]	47.3	70.4	64.9	61.8	59.6	52.0
Top Speed [km/h]	69.4	72.0	67.4	63.1	62.0	56.5
Avg. Dist. to Rail [m]	7.0	2.8	3.2	4.0	4.8	8.4
Avg. Stride Freq. [Hz]	2.3	2.5	2.3	2.2	2.3	2.2
Avg. Stride Length [m]	5.6	7.6	7.7	7.7	7.3	6.7



- [] Ranking at each section and finish
- .-.- No data available at this section
- NA No data available



Horse/Jockey Name	Bard Of Avon
Final Rank	7
Fastest Section Time (Section)	0:08.26 (Overall)
Top Speed [km/h] (Section)	71.4 (1000m)
Race State	Finished



Doomben QLD Professional
Race 1: BECOME A BRC MEMBER QTIS Three-Year-Old Colts and Geldings Handicap - 1110m

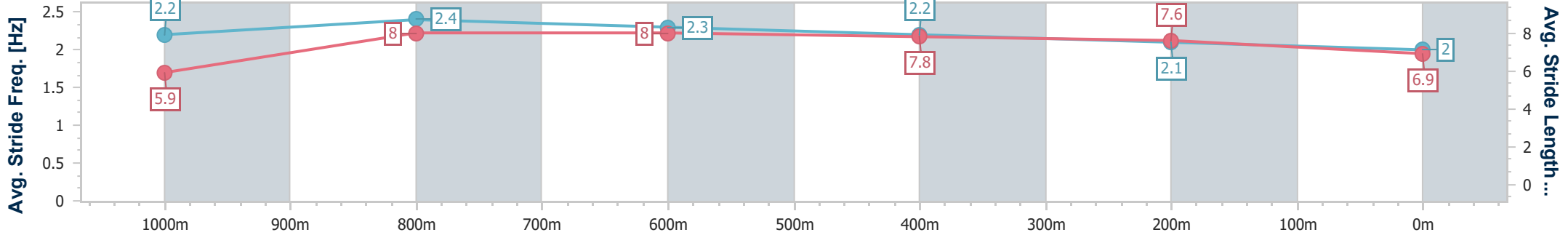
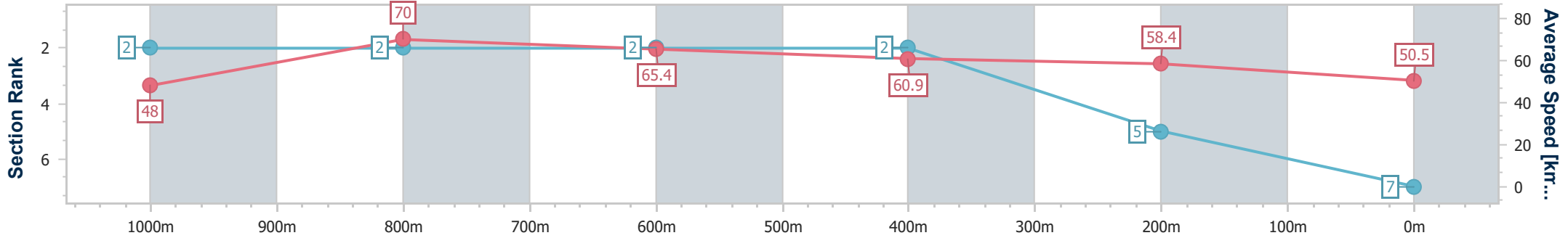
17 August 2024 - 12:20

Track Rating: Heavy 9, Weather: Fine, Rail Position: True



BRISBANE
RACING CLUB

Section	Overall	1000m	800m	600m	400m	200m
Section Times	1:08.22 [7] (0:08.26)	0:59.96 [2] (0:10.33)	0:49.63 [2] (0:11.21)	0:38.42 [2] (0:11.85)	0:26.57 [2] (0:12.32)	0:14.25 [5] (0:14.25)
Average Speed [km/h]	48.0	70.0	65.4	60.9	58.4	50.5
Top Speed [km/h]	68.0	71.4	69.0	62.5	60.0	55.4
Avg. Dist. to Rail [m]	5.3	2.8	2.9	1.4	1.4	3.9
Avg. Stride Freq. [Hz]	2.2	2.4	2.3	2.2	2.1	2.0
Avg. Stride Length [m]	5.9	8.0	8.0	7.8	7.6	6.9



- [] Ranking at each section and finish
- .-.- No data available at this section
- NA No data available