



Doomben QLD Professional
Race 1: BECOME A BRC MEMBER QTIS Three-Year-Old Colts and Geldings Handicap - 1110m
17 August 2024 - 12:20



Track Rating: Heavy 9, Weather: Fine, Rail Position: True

Section		Overall	1000m	800m	600m	400m	200m	Last 600m					
Field Times		1:06.14 (0:08.17)	0:57.97 (0:10.31)	0:47.66 (0:11.13)	0:36.53 (0:11.81)	0:24.72 (0:11.92)	0:12.80 (0:12.80)	0:36.53					
Rank	TAB Horse/Jockey	Barrier	Top Speed [km/h]	Fastest Section	Margin							Distance Travelled [m]	
1	1 DEFIANT BOOM Bailey Wheeler	7	72.4	0:08.17	1:06.14 [1] (0:08.17)	0:57.97 [1] (0:10.31)	0:47.66 [1] (0:11.13)	0:36.53 [1] (0:11.81)	0:24.72 [1] (0:11.92)	0:12.80 [1] (0:12.80)	1:06.14	0:36.53	
2	4 MR BUBBALUSKI Angela Jones	1	71.5	0:08.39	1:06.18 [2] (0:08.39)	0:57.79 [5] (0:10.23)	0:47.56 [3] (0:11.18)	0:36.38 [3] (0:12.00)	0:24.38 [3] (0:11.87)	0:12.51 [2] (0:12.51)	0.22L	0:36.38	+1
3	3 HERBIE TOWN Tahlia Fenlon	2	69.3	0:08.61	1:06.50 [3] (0:08.61)	0:57.89 [7] (0:10.68)	0:47.21 [7] (0:11.10)	0:36.11 [6] (0:11.69)	0:24.42 [6] (0:11.84)	0:12.58 [3] (0:12.58)	2.13L	0:36.11	-5
4	6 JUST CLIFFY Noel Callow	4	69.0	0:08.55	1:06.57 [4] (0:08.55)	0:58.02 [6] (0:10.70)	0:47.32 [6] (0:11.28)	0:36.04 [7] (0:11.77)	0:24.27 [7] (0:11.86)	0:12.41 [7] (0:12.41)	2.52L	0:36.04	+4
5	2 STEP ALONG Nikita Beriman	6	71.6	0:08.37	1:07.24 [5] (0:08.37)	0:58.87 [4] (0:10.38)	0:48.49 [5] (0:11.24)	0:37.25 [5] (0:11.90)	0:25.35 [5] (0:12.06)	0:13.29 [4] (0:13.29)	6.48L	0:37.25	+5
6	7 KING POTTER Kyle Wilson-Taylor	5	72.0	0:08.36	1:07.82 [6] (0:08.36)	0:59.46 [3] (0:10.26)	0:49.20 [4] (0:11.29)	0:37.91 [4] (0:11.93)	0:25.98 [4] (0:12.14)	0:13.84 [6] (0:13.84)	9.86L	0:37.91	+9
7	5 BARD OF AVON Cody Collis	3	71.4	0:08.26	1:08.22 [7] (0:08.26)	0:59.96 [2] (0:10.33)	0:49.63 [2] (0:11.21)	0:38.42 [2] (0:11.85)	0:26.57 [2] (0:12.32)	0:14.25 [5] (0:14.25)	12.24L	0:38.42	+4

[] Ranking at each section and finish
 -:-:- No data available at this section
 NA No data available

SCN Saddle cloth number
 DNF Did not finish
 DNT Did not track



Horse/Jockey Name	Defiant Boom
Final Rank	1
Fastest Section Time (Section)	0:08.17 (Overall)
Top Speed [km/h] (Section)	72.4 (1000m)
Race State	Finished



Doomben QLD Professional
Race 1: BECOME A BRC MEMBER QTIS Three-Year-Old Colts and Geldings Handicap - 1110m

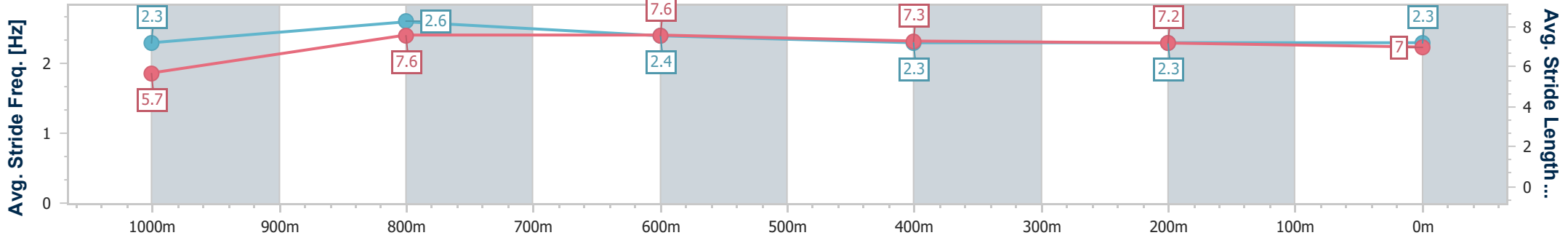
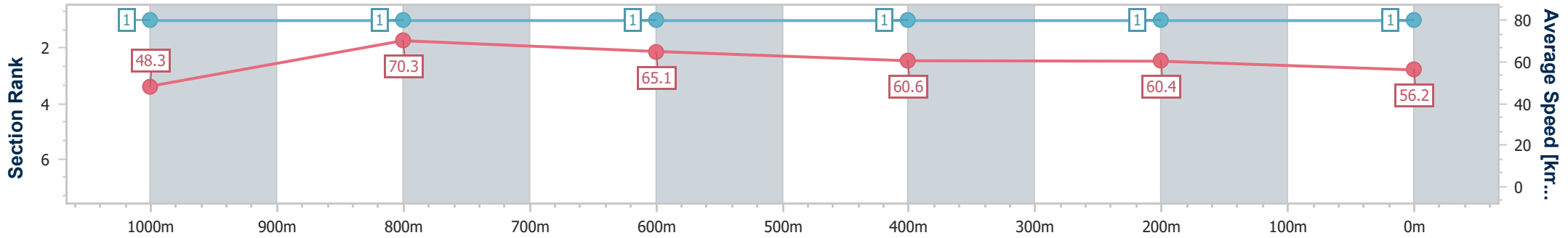
17 August 2024 - 12:20

Track Rating: Heavy 9, Weather: Fine, Rail Position: True



BRISBANE
RACING CLUB

Section	Overall	1000m	800m	600m	400m	200m
Section Times	1:06.14 [1] (0:08.17)	0:57.97 [1] (0:10.31)	0:47.66 [1] (0:11.13)	0:36.53 [1] (0:11.81)	0:24.72 [1] (0:11.92)	0:12.80 [1] (0:12.80)
Average Speed [km/h]	48.3	70.3	65.1	60.6	60.4	56.2
Top Speed [km/h]	67.9	72.4	68.8	63.1	61.4	59.1
Avg. Dist. to Rail [m]	9.6	4.5	0.7	0.8	1.1	0.6
Avg. Stride Freq. [Hz]	2.3	2.6	2.4	2.3	2.3	2.3
Avg. Stride Length [m]	5.7	7.6	7.6	7.3	7.2	7.0



- [] Ranking at each section and finish
- .-.- No data available at this section
- NA No data available



Horse/Jockey Name	Mr Bubbaluski
Final Rank	2
Fastest Section Time (Section)	0:08.39 (Overall)
Top Speed [km/h] (Section)	71.5 (1000m)
Race State	Finished



Doomben QLD Professional
Race 1: BECOME A BRC MEMBER QTIS Three-Year-Old Colts and Geldings Handicap - 1110m

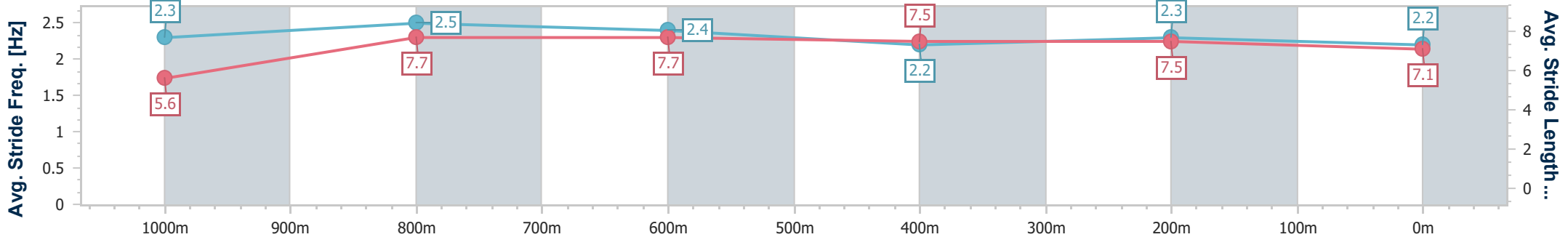
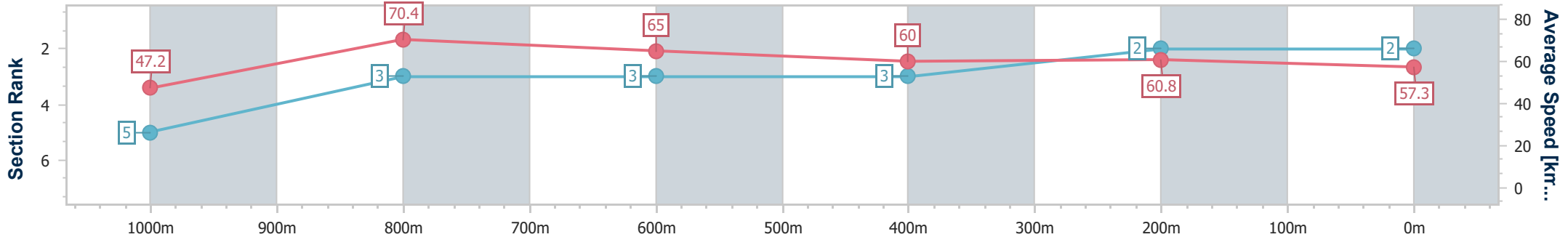
17 August 2024 - 12:20

Track Rating: Heavy 9, Weather: Fine, Rail Position: True



BRISBANE
RACING CLUB

Section	Overall	1000m	800m	600m	400m	200m
Section Times	1:06.18 [2] (0:08.39)	0:57.79 [5] (0:10.23)	0:47.56 [3] (0:11.18)	0:36.38 [3] (0:12.00)	0:24.38 [3] (0:11.87)	0:12.51 [2] (0:12.51)
Average Speed [km/h]	47.2	70.4	65.0	60.0	60.8	57.3
Top Speed [km/h]	66.8	71.5	70.2	63.1	62.3	59.8
Avg. Dist. to Rail [m]	2.9	0.7	1.7	0.7	1.9	3.2
Avg. Stride Freq. [Hz]	2.3	2.5	2.4	2.2	2.3	2.2
Avg. Stride Length [m]	5.6	7.7	7.7	7.5	7.5	7.1



- [] Ranking at each section and finish
- .-.- No data available at this section
- NA No data available



Horse/Jockey Name	Herbie Town
Final Rank	3
Fastest Section Time (Section)	0:08.61 (Overall)
Top Speed [km/h] (Section)	69.3 (1000m)
Race State	Finished



Doomben QLD Professional
Race 1: BECOME A BRC MEMBER QTIS Three-Year-Old Colts and Geldings Handicap - 1110m

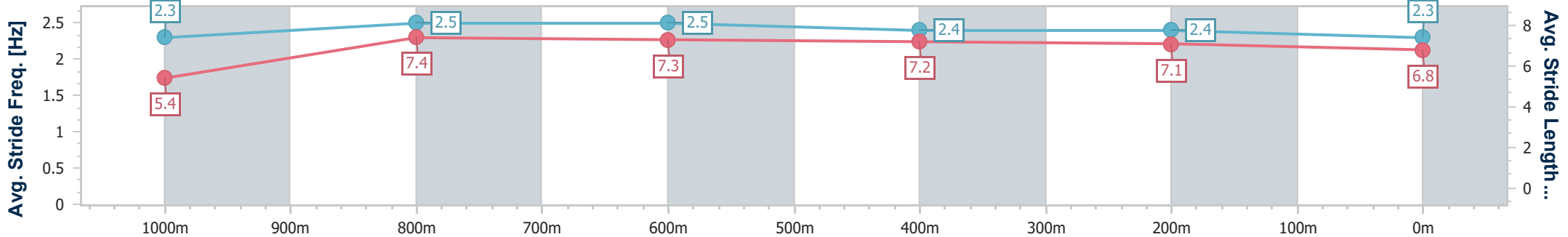
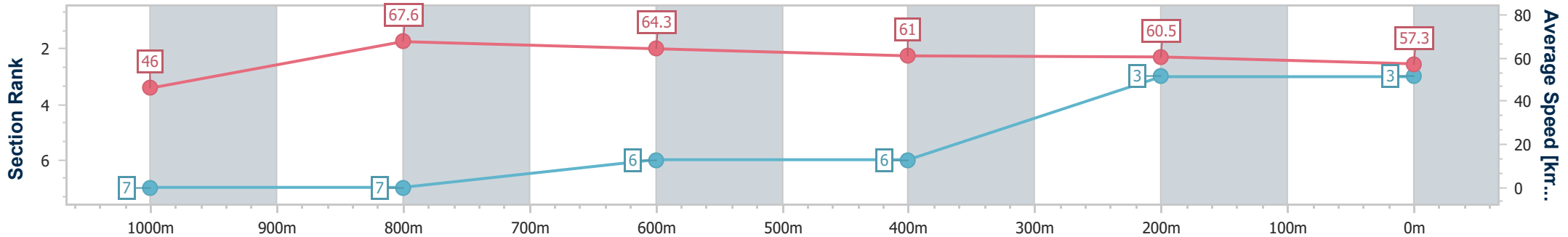
17 August 2024 - 12:20

Track Rating: Heavy 9, Weather: Fine, Rail Position: True



BRISBANE
RACING CLUB

Section	Overall	1000m	800m	600m	400m	200m
Section Times	1:06.50 [3] (0:08.61)	0:57.89 [7] (0:10.68)	0:47.21 [7] (0:11.10)	0:36.11 [6] (0:11.69)	0:24.42 [6] (0:11.84)	0:12.58 [3] (0:12.58)
Average Speed [km/h]	46.0	67.6	64.3	61.0	60.5	57.3
Top Speed [km/h]	64.1	69.3	68.0	63.2	61.8	59.7
Avg. Dist. to Rail [m]	3.5	1.2	1.7	1.4	3.1	7.0
Avg. Stride Freq. [Hz]	2.3	2.5	2.5	2.4	2.4	2.3
Avg. Stride Length [m]	5.4	7.4	7.3	7.2	7.1	6.8



- [] Ranking at each section and finish
- .-.- No data available at this section
- NA No data available



Horse/Jockey Name	Just Cliffy
Final Rank	4
Fastest Section Time (Section)	0:08.55 (Overall)
Top Speed [km/h] (Section)	69.0 (1000m)
Race State	Finished



Doomben QLD Professional
Race 1: BECOME A BRC MEMBER QTIS Three-Year-Old Colts and Geldings Handicap - 1110m

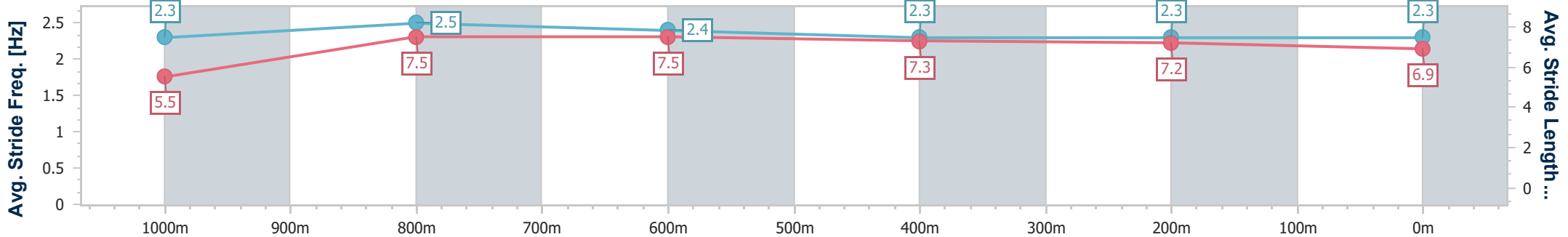
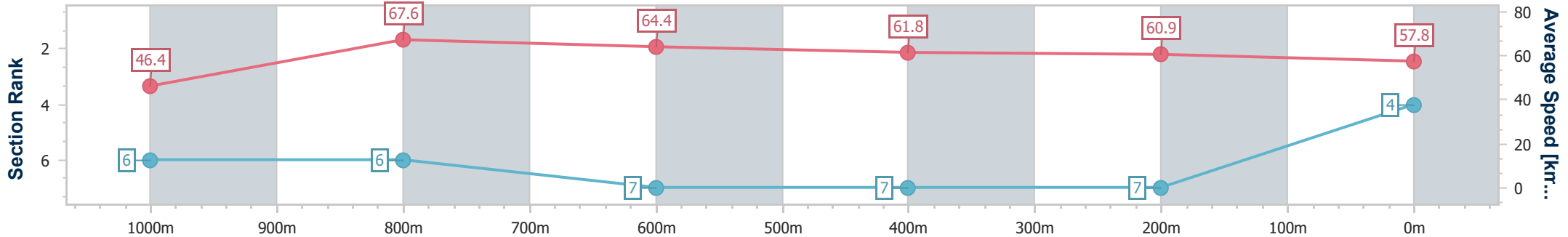
17 August 2024 - 12:20

Track Rating: Heavy 9, Weather: Fine, Rail Position: True



BRISBANE
RACING CLUB

Section	Overall	1000m	800m	600m	400m	200m
Section Times	1:06.57 [4] (0:08.55)	0:58.02 [6] (0:10.70)	0:47.32 [6] (0:11.28)	0:36.04 [7] (0:11.77)	0:24.27 [7] (0:11.86)	0:12.41 [7] (0:12.41)
Average Speed [km/h]	46.4	67.6	64.4	61.8	60.9	57.8
Top Speed [km/h]	64.8	69.0	66.9	63.4	63.2	61.8
Avg. Dist. to Rail [m]	6.0	2.5	2.3	1.8	3.6	7.5
Avg. Stride Freq. [Hz]	2.3	2.5	2.4	2.3	2.3	2.3
Avg. Stride Length [m]	5.5	7.5	7.5	7.3	7.2	6.9



- [] Ranking at each section and finish
- .-.- No data available at this section
- NA No data available



Horse/Jockey Name	Step Along
Final Rank	5
Fastest Section Time (Section)	0:08.37 (Overall)
Top Speed [km/h] (Section)	71.6 (1000m)
Race State	Finished



Doomben QLD Professional
Race 1: BECOME A BRC MEMBER QTIS Three-Year-Old Colts and Geldings Handicap - 1110m

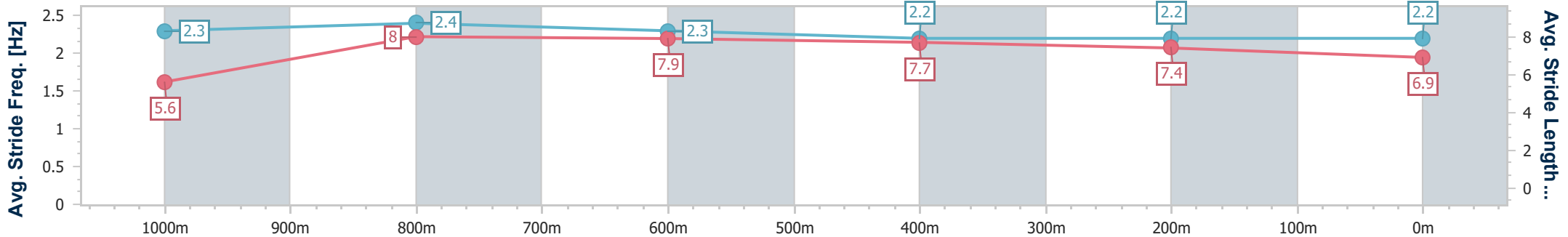
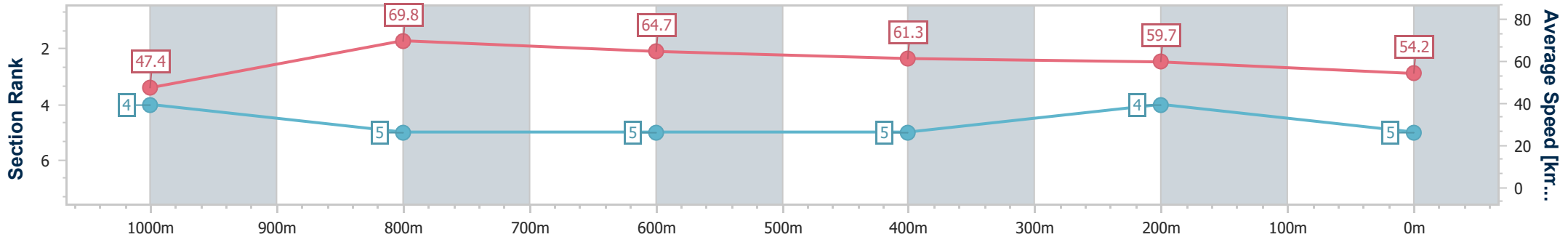
17 August 2024 - 12:20

Track Rating: Heavy 9, Weather: Fine, Rail Position: True



BRISBANE
RACING CLUB

Section	Overall	1000m	800m	600m	400m	200m
Section Times	1:07.24 [5] (0:08.37)	0:58.87 [4] (0:10.38)	0:48.49 [5] (0:11.24)	0:37.25 [5] (0:11.90)	0:25.35 [5] (0:12.06)	0:13.29 [4] (0:13.29)
Average Speed [km/h]	47.4	69.8	64.7	61.3	59.7	54.2
Top Speed [km/h]	68.7	71.6	66.2	63.9	61.3	57.7
Avg. Dist. to Rail [m]	8.1	3.0	2.0	2.0	1.4	3.1
Avg. Stride Freq. [Hz]	2.3	2.4	2.3	2.2	2.2	2.2
Avg. Stride Length [m]	5.6	8.0	7.9	7.7	7.4	6.9



- [] Ranking at each section and finish
- .-.- No data available at this section
- NA No data available



Horse/Jockey Name	King Potter
Final Rank	6
Fastest Section Time (Section)	0:08.36 (Overall)
Top Speed [km/h] (Section)	72.0 (1000m)
Race State	Finished



Doomben QLD Professional
Race 1: BECOME A BRC MEMBER QTIS Three-Year-Old Colts and Geldings Handicap - 1110m

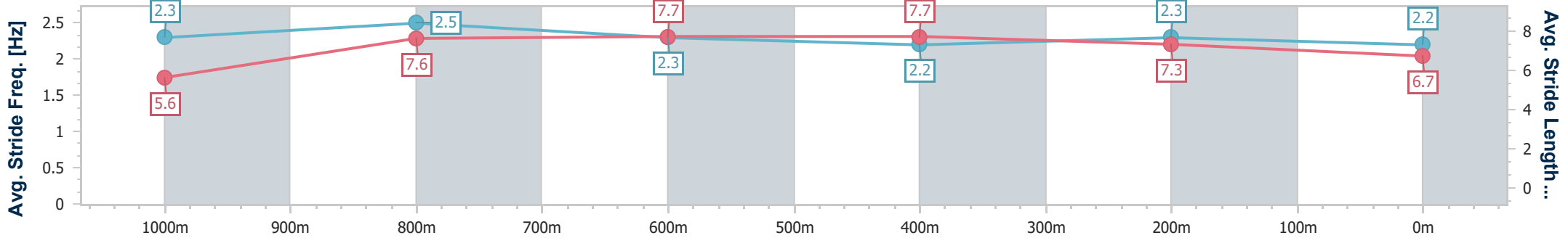
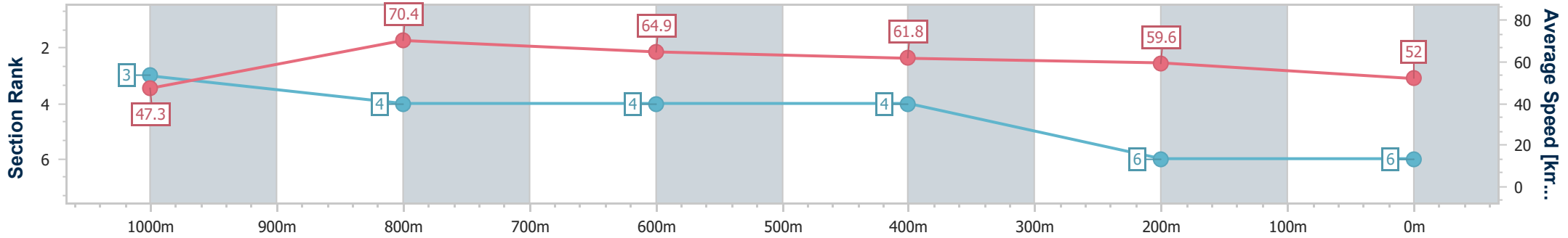
17 August 2024 - 12:20

Track Rating: Heavy 9, Weather: Fine, Rail Position: True



BRISBANE
RACING CLUB

Section	Overall	1000m	800m	600m	400m	200m
Section Times	1:07.82 [6] (0:08.36)	0:59.46 [3] (0:10.26)	0:49.20 [4] (0:11.29)	0:37.91 [4] (0:11.93)	0:25.98 [4] (0:12.14)	0:13.84 [6] (0:13.84)
Average Speed [km/h]	47.3	70.4	64.9	61.8	59.6	52.0
Top Speed [km/h]	69.4	72.0	67.4	63.1	62.0	56.5
Avg. Dist. to Rail [m]	7.0	2.8	3.2	4.0	4.8	8.4
Avg. Stride Freq. [Hz]	2.3	2.5	2.3	2.2	2.3	2.2
Avg. Stride Length [m]	5.6	7.6	7.7	7.7	7.3	6.7



- [] Ranking at each section and finish
- .-.- No data available at this section
- NA No data available



Horse/Jockey Name	Bard Of Avon
Final Rank	7
Fastest Section Time (Section)	0:08.26 (Overall)
Top Speed [km/h] (Section)	71.4 (1000m)
Race State	Finished



Doomben QLD Professional
Race 1: BECOME A BRC MEMBER QTIS Three-Year-Old Colts and Geldings Handicap - 1110m

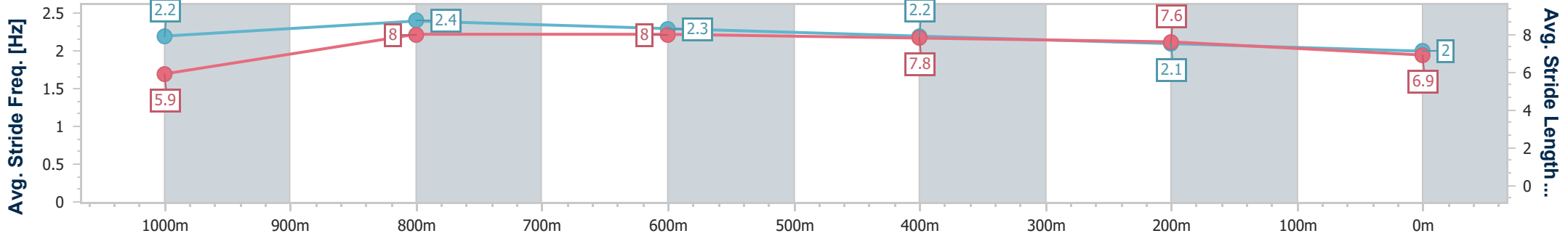
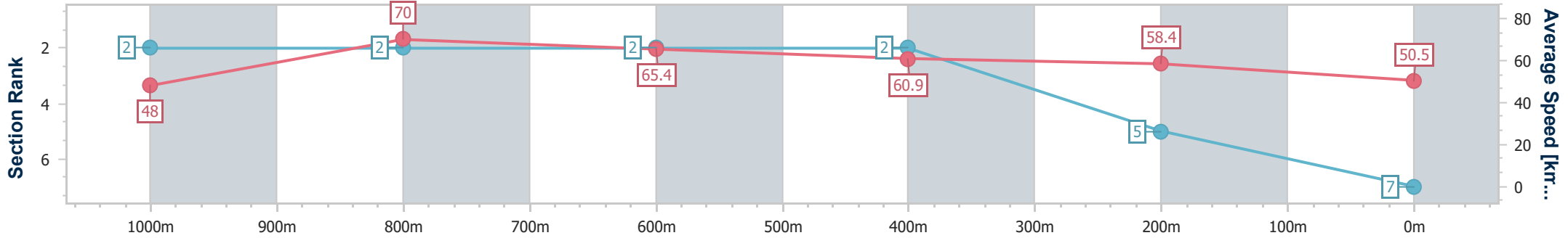
17 August 2024 - 12:20

Track Rating: Heavy 9, Weather: Fine, Rail Position: True



BRISBANE
RACING CLUB

Section	Overall	1000m	800m	600m	400m	200m
Section Times	1:08.22 [7] (0:08.26)	0:59.96 [2] (0:10.33)	0:49.63 [2] (0:11.21)	0:38.42 [2] (0:11.85)	0:26.57 [2] (0:12.32)	0:14.25 [5] (0:14.25)
Average Speed [km/h]	48.0	70.0	65.4	60.9	58.4	50.5
Top Speed [km/h]	68.0	71.4	69.0	62.5	60.0	55.4
Avg. Dist. to Rail [m]	5.3	2.8	2.9	1.4	1.4	3.9
Avg. Stride Freq. [Hz]	2.2	2.4	2.3	2.2	2.1	2.0
Avg. Stride Length [m]	5.9	8.0	8.0	7.8	7.6	6.9



- [] Ranking at each section and finish
- .-.- No data available at this section
- NA No data available



Doomben QLD Professional

Race 2: XXXX QTIS Three-Year-Old Fillies Handicap - 1110m

17 August 2024 - 12:54



BRISBANE
RACING CLUB

Track Rating: Heavy 8, Weather: Fine, Rail Position: True

Section		Overall	1000m	800m	600m	400m	200m	Last 600m					
Field Times		1:05.48 (0:08.31)	0:57.17 (0:10.49)	0:46.68 (0:11.11)	0:35.57 (0:11.35)	0:24.22 (0:11.65)	0:12.57 (0:12.57)	0:35.57					
Rank	TAB Horse/Jockey	Barrier	Top Speed [km/h]	Fastest Section								Margin	Distance Travelled [m]
1	3 KAHLISEE Samantha Collett	3	69.1 1000m	0:08.35 Overall	1:05.48 [1] (0:08.35)	0:57.13 [2] (0:10.53)	0:46.60 [2] (0:11.05)	0:35.55 [2] (0:11.37)	0:24.18 [2] (0:11.61)	0:12.57 [1] (0:12.57)	1:05.48	0:35.55	
2	7 MISHY Taylor Marshall	7	69.6 1000m	0:08.82 Overall	1:06.07 [2] (0:08.82)	0:57.25 [6] (0:10.57)	0:46.68 [6] (0:10.83)	0:35.85 [6] (0:11.50)	0:24.35 [4] (0:11.75)	0:12.60 [4] (0:12.60)	3.51L	0:35.85	-4
3	8 WYNETTE Cejay Graham	1	69.3 1000m	0:08.59 Overall	1:06.83 [3] (0:08.59)	0:58.24 [4] (0:10.55)	0:47.69 [5] (0:11.06)	0:36.63 [5] (0:11.46)	0:25.17 [3] (0:11.78)	0:13.39 [3] (0:13.39)	7.96L	0:36.63	-2
4	1 BARBIE'S SISTER Emily Lang	6	70.1 1000m	0:08.31 Overall	1:07.52 [4] (0:08.31)	0:59.21 [1] (0:10.49)	0:48.72 [1] (0:11.11)	0:37.61 [1] (0:11.35)	0:26.26 [1] (0:12.15)	0:14.11 [2] (0:14.11)	12.03L	0:37.61	+0
5	4 WHAT A DOOZY Nikita Beriman	2	71.8 1000m	0:08.67 Overall	1:07.86 [5] (0:08.67)	0:59.19 [5] (0:10.36)	0:48.83 [4] (0:11.09)	0:37.74 [3] (0:11.61)	0:26.13 [5] (0:12.26)	0:13.87 [5] (0:13.87)	14.05L	0:37.74	+7
6	5 VICTORY STATEMENT Bailey Wheeler	8	71.1 1000m	0:08.55 Overall	1:08.68 [6] (0:08.55)	1:00.13 [3] (0:10.44)	0:49.69 [3] (0:11.20)	0:38.49 [4] (0:11.59)	0:26.90 [6] (0:12.55)	0:14.35 [6] (0:14.35)	18.85L	0:38.49	+11

Scratched: Moulin Miss (#2), Hacking (#6)

[] Ranking at each section and finish
 -:-:- No data available at this section
 NA No data available

SCN Saddle cloth number
 DNF Did not finish
 DNT Did not track



Horse/Jockey Name	Kahlisee
Final Rank	1
Fastest Section Time (Section)	0:08.35 (Overall)
Top Speed [km/h] (Section)	69.1 (1000m)
Race State	Finished

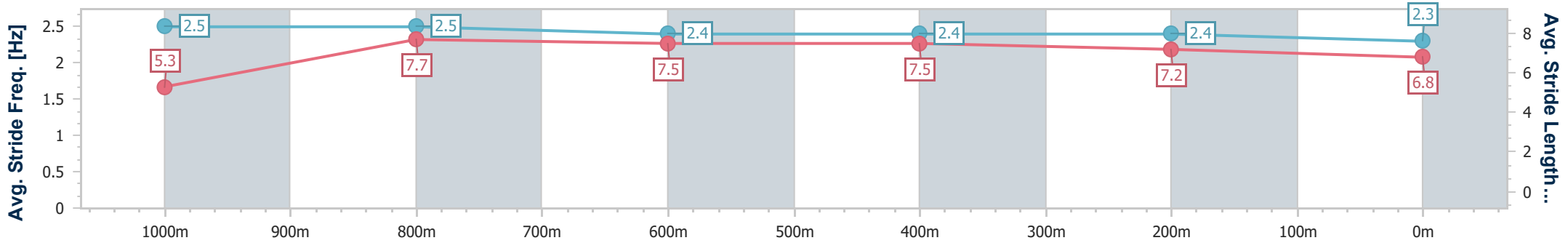
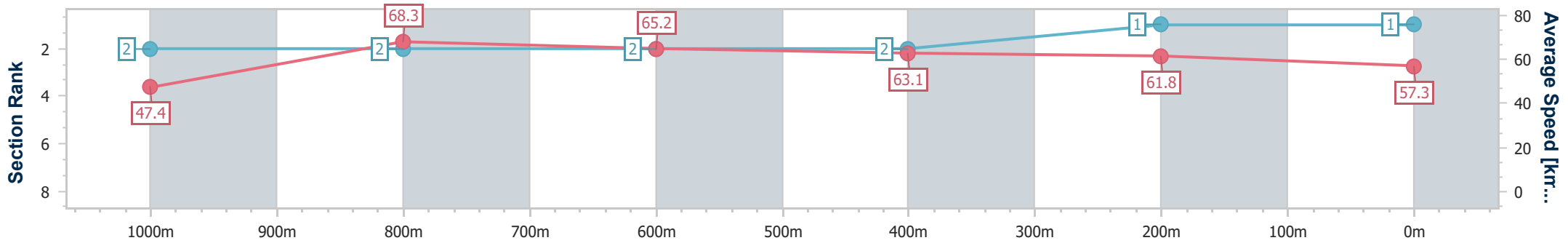


Doomben QLD Professional
Race 2: XXXX QTIS Three-Year-Old Fillies Handicap - 1110m
 17 August 2024 - 12:54
 Track Rating: Heavy 8, Weather: Fine, Rail Position: True



BRISBANE
RACING CLUB

Section	Overall	1000m	800m	600m	400m	200m
Section Times	1:05.48 [1] (0:08.35)	0:57.13 [2] (0:10.53)	0:46.60 [2] (0:11.05)	0:35.55 [2] (0:11.37)	0:24.18 [2] (0:11.61)	0:12.57 [1] (0:12.57)
Average Speed [km/h]	47.4	68.3	65.2	63.1	61.8	57.3
Top Speed [km/h]	67.2	69.1	67.7	64.7	63.8	60.0
Avg. Dist. to Rail [m]	3.7	0.5	0.3	0.5	0.9	0.5
Avg. Stride Freq. [Hz]	2.5	2.5	2.4	2.4	2.4	2.3
Avg. Stride Length [m]	5.3	7.7	7.5	7.5	7.2	6.8



- [] Ranking at each section and finish
- .-.- No data available at this section
- NA No data available



Horse/Jockey Name	Mishy
Final Rank	2
Fastest Section Time (Section)	0:08.82 (Overall)
Top Speed [km/h] (Section)	69.6 (1000m)
Race State	Finished

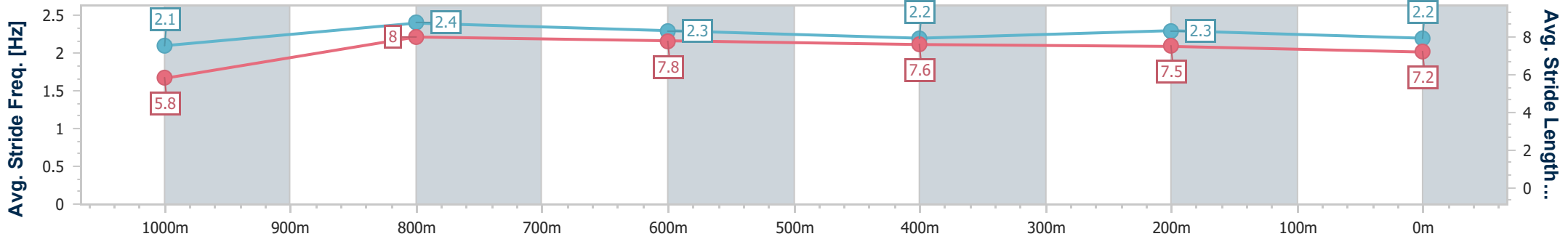
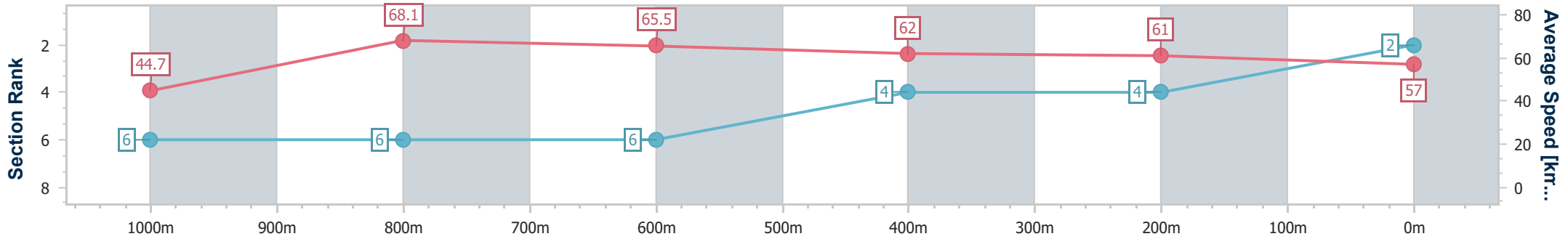


Doomben QLD Professional
Race 2: XXXX QTIS Three-Year-Old Fillies Handicap - 1110m
 17 August 2024 - 12:54
 Track Rating: Heavy 8, Weather: Fine, Rail Position: True



BRISBANE
RACING CLUB

Section	Overall	1000m	800m	600m	400m	200m
Section Times	1:06.07 [2] (0:08.82)	0:57.25 [6] (0:10.57)	0:46.68 [6] (0:10.83)	0:35.85 [6] (0:11.50)	0:24.35 [4] (0:11.75)	0:12.60 [4] (0:12.60)
Average Speed [km/h]	44.7	68.1	65.5	62.0	61.0	57.0
Top Speed [km/h]	63.6	69.6	68.7	64.3	62.9	59.9
Avg. Dist. to Rail [m]	4.4	1.1	2.1	1.7	1.8	2.4
Avg. Stride Freq. [Hz]	2.1	2.4	2.3	2.2	2.3	2.2
Avg. Stride Length [m]	5.8	8.0	7.8	7.6	7.5	7.2



- [] Ranking at each section and finish
- .-.- No data available at this section
- NA No data available



Horse/Jockey Name	Wynette
Final Rank	3
Fastest Section Time (Section)	0:08.59 (Overall)
Top Speed [km/h] (Section)	69.3 (1000m)
Race State	Finished

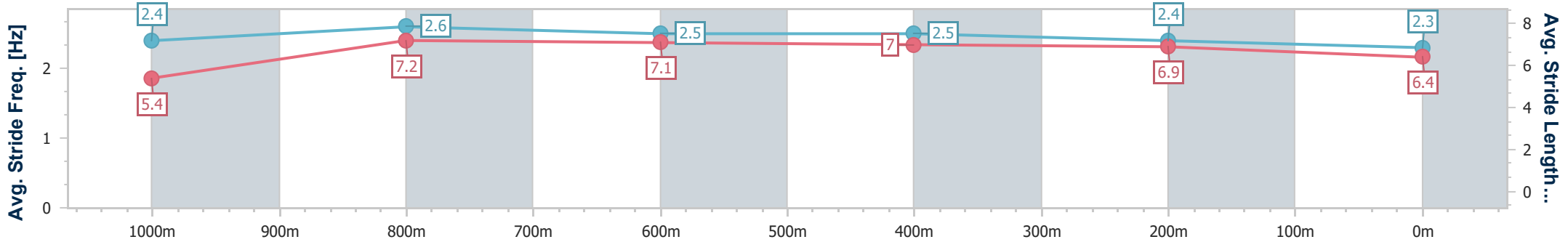
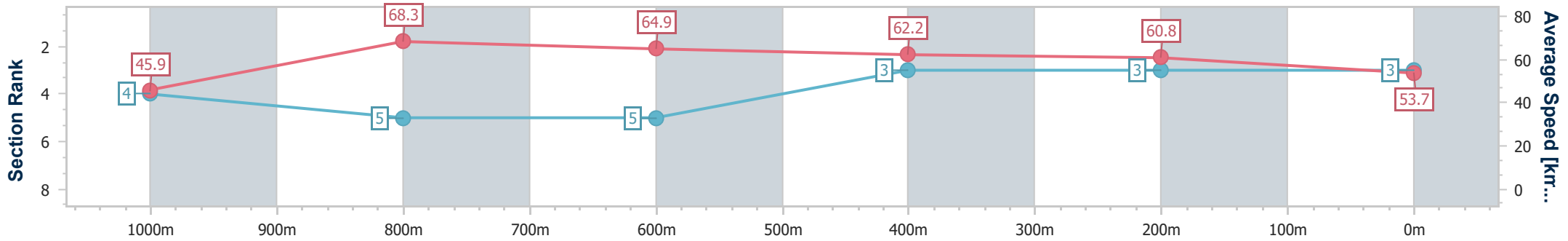


Doomben QLD Professional
Race 2: XXXX QTIS Three-Year-Old Fillies Handicap - 1110m
 17 August 2024 - 12:54
 Track Rating: Heavy 8, Weather: Fine, Rail Position: True



BRISBANE
RACING CLUB

Section	Overall	1000m	800m	600m	400m	200m
Section Times	1:06.83 [3] (0:08.59)	0:58.24 [4] (0:10.55)	0:47.69 [5] (0:11.06)	0:36.63 [5] (0:11.46)	0:25.17 [3] (0:11.78)	0:13.39 [3] (0:13.39)
Average Speed [km/h]	45.9	68.3	64.9	62.2	60.8	53.7
Top Speed [km/h]	66.2	69.3	67.2	64.4	62.9	57.4
Avg. Dist. to Rail [m]	2.1	0.4	0.2	1.8	2.1	0.8
Avg. Stride Freq. [Hz]	2.4	2.6	2.5	2.5	2.4	2.3
Avg. Stride Length [m]	5.4	7.2	7.1	7.0	6.9	6.4



- [] Ranking at each section and finish
- .-.- No data available at this section
- NA No data available



Horse/Jockey Name	Barbie's Sister
Final Rank	4
Fastest Section Time (Section)	0:08.31 (Overall)
Top Speed [km/h] (Section)	70.1 (1000m)
Race State	Finished

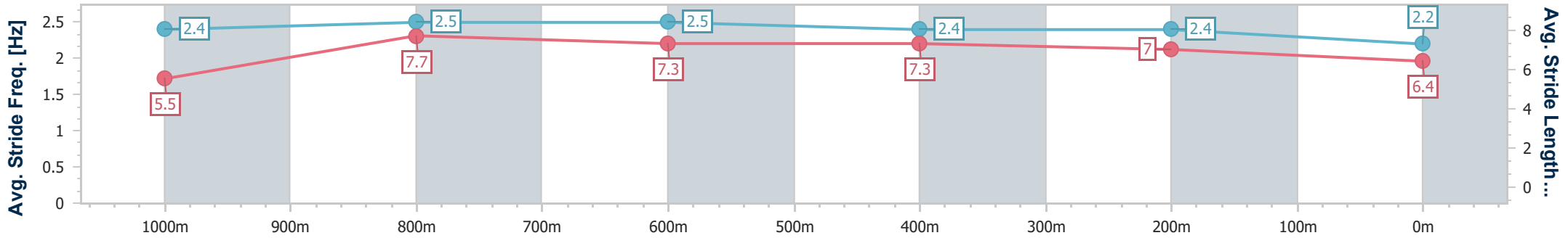
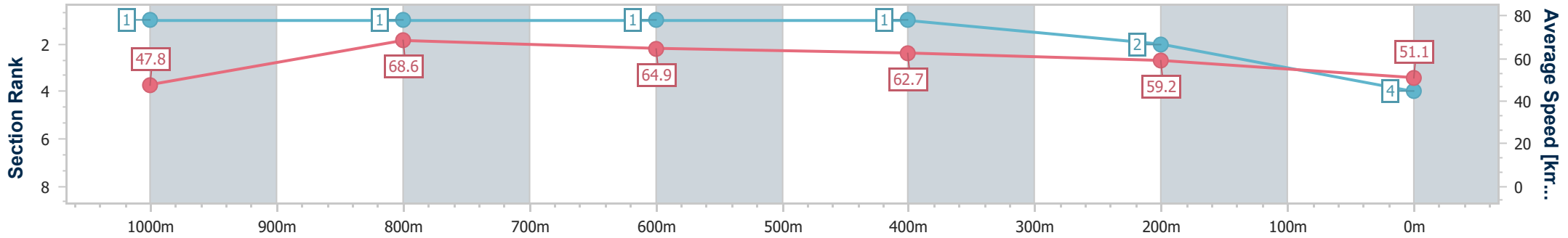


Doomben QLD Professional
Race 2: XXXX QTIS Three-Year-Old Fillies Handicap - 1110m
 17 August 2024 - 12:54
 Track Rating: Heavy 8, Weather: Fine, Rail Position: True



BRISBANE
RACING CLUB

Section	Overall	1000m	800m	600m	400m	200m
Section Times	1:07.52 [4] (0:08.31)	0:59.21 [1] (0:10.49)	0:48.72 [1] (0:11.11)	0:37.61 [1] (0:11.35)	0:26.26 [1] (0:12.15)	0:14.11 [2] (0:14.11)
Average Speed [km/h]	47.8	68.6	64.9	62.7	59.2	51.1
Top Speed [km/h]	66.4	70.1	67.9	64.5	61.8	56.3
Avg. Dist. to Rail [m]	5.3	0.7	0.5	1.4	0.9	2.0
Avg. Stride Freq. [Hz]	2.4	2.5	2.5	2.4	2.4	2.2
Avg. Stride Length [m]	5.5	7.7	7.3	7.3	7.0	6.4



- [] Ranking at each section and finish
- .-.- No data available at this section
- NA No data available



Horse/Jockey Name	What A Doozy
Final Rank	5
Fastest Section Time (Section)	0:08.67 (Overall)
Top Speed [km/h] (Section)	71.8 (1000m)
Race State	Finished

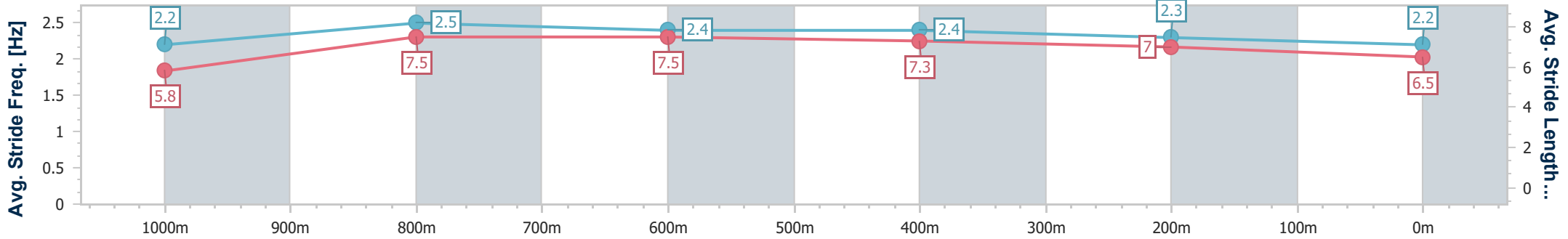
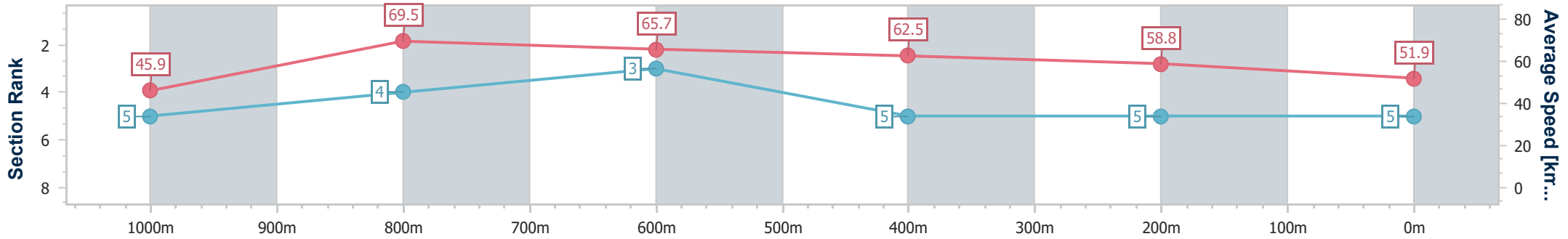


Doomben QLD Professional
Race 2: XXXX QTIS Three-Year-Old Fillies Handicap - 1110m
 17 August 2024 - 12:54
 Track Rating: Heavy 8, Weather: Fine, Rail Position: True



BRISBANE
 RACING CLUB

Section	Overall	1000m	800m	600m	400m	200m
Section Times	1:07.86 [5] (0:08.67)	0:59.19 [5] (0:10.36)	0:48.83 [4] (0:11.09)	0:37.74 [3] (0:11.61)	0:26.13 [5] (0:12.26)	0:13.87 [5] (0:13.87)
Average Speed [km/h]	45.9	69.5	65.7	62.5	58.8	51.9
Top Speed [km/h]	66.0	71.8	68.0	64.1	61.1	55.0
Avg. Dist. to Rail [m]	3.5	0.8	2.5	1.1	3.1	5.6
Avg. Stride Freq. [Hz]	2.2	2.5	2.4	2.4	2.3	2.2
Avg. Stride Length [m]	5.8	7.5	7.5	7.3	7.0	6.5



- [] Ranking at each section and finish
- .-.- No data available at this section
- NA No data available



Horse/Jockey Name	Victory Statement
Final Rank	6
Fastest Section Time (Section)	0:08.55 (Overall)
Top Speed [km/h] (Section)	71.1 (1000m)
Race State	Finished

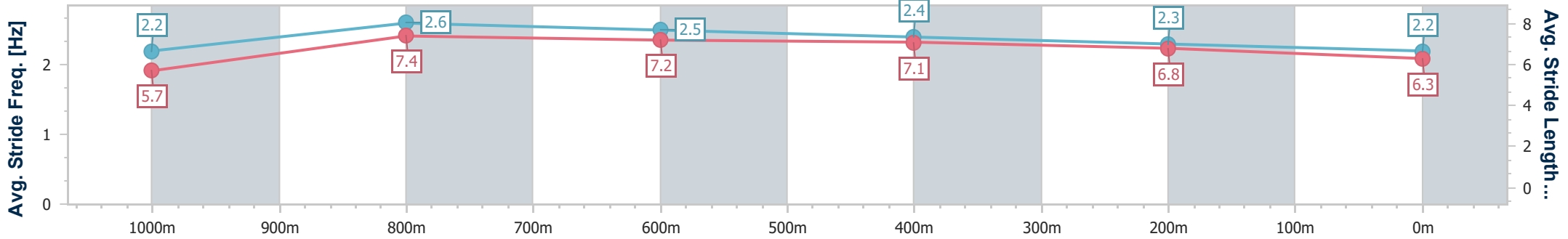
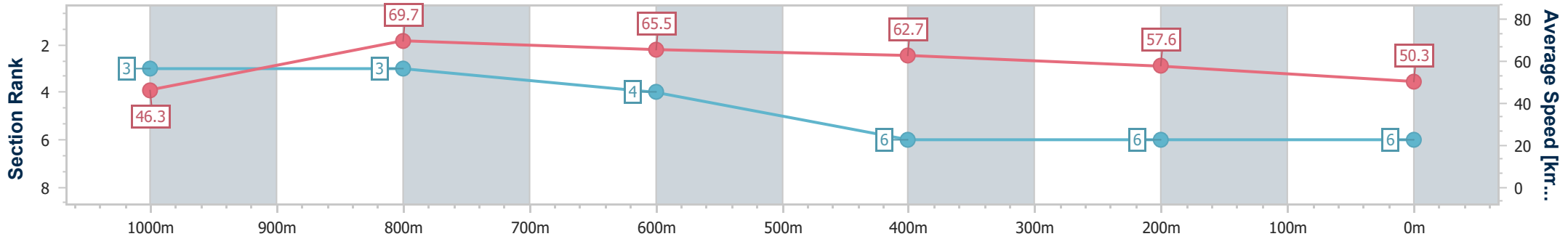


Doomben QLD Professional
Race 2: XXXX QTIS Three-Year-Old Fillies Handicap - 1110m
 17 August 2024 - 12:54
 Track Rating: Heavy 8, Weather: Fine, Rail Position: True



BRISBANE
RACING CLUB

Section	Overall	1000m	800m	600m	400m	200m
Section Times	1:08.68 [6] (0:08.55)	1:00.13 [3] (0:10.44)	0:49.69 [3] (0:11.20)	0:38.49 [4] (0:11.59)	0:26.90 [6] (0:12.55)	0:14.35 [6] (0:14.35)
Average Speed [km/h]	46.3	69.7	65.5	62.7	57.6	50.3
Top Speed [km/h]	68.0	71.1	66.8	65.3	61.9	53.0
Avg. Dist. to Rail [m]	8.1	3.8	3.3	2.3	3.4	4.2
Avg. Stride Freq. [Hz]	2.2	2.6	2.5	2.4	2.3	2.2
Avg. Stride Length [m]	5.7	7.4	7.2	7.1	6.8	6.3



- [] Ranking at each section and finish
- .-.- No data available at this section
- NA No data available



Doomben QLD Professional
Race 3: COUNTRY MUSIC RACEDAY 7 SEPTEMBER BENCHMARK 78
Handicap - 2200m
17 August 2024 - 13:30



BRISBANE
RACING CLUB

Track Rating: Heavy 8, Weather: Fine, Rail Position: True

Section														
Field Times	Overall	2000m	1800m	1600m	1400m	1200m	1000m	Last 600m						
	2:20.24 (0:14.63)	2:05.61 (0:11.72)	1:53.89 (0:12.40)	1:41.49 (0:12.53)	1:28.96 (0:12.68)	1:16.28 (0:12.71)	1:03.57 (0:12.90)	0:38.13						
Rank	TAB	Horse/Jockey	Barrier	Top Speed [km/h]	Fastest Section								Distance Travelled [m]	
1	15	CHASSAGNE Cejay Graham	1	60.7 800m	0:12.04 2000m	2:20.24 [1] (0:14.85)	2:05.39 [5] (0:12.04)	1:53.35 [6] (0:12.84)	1:40.51 [7] (0:12.54)	1:27.97 [7] (0:12.66)	1:15.31 [7] (0:12.82)	1:02.49 [7] (0:12.76)	0:37.45	
2	9	CLASSIC DEEL Angela Jones	2	60.6 2000m	0:11.97 2000m	2:20.52 [2] (0:15.13)	2:05.39 [8] (0:11.97)	1:53.42 [7] (0:12.56)	1:40.86 [6] (0:12.56)	1:28.30 [6] (0:12.61)	1:15.69 [6] (0:12.76)	1:02.93 [6] (0:12.86)	0:37.69	+12
3	6	REDWOOD SHADOW Kyle Wilson-Taylor	10	62.4 600m	0:12.15 600m	2:20.67 [3] (0:15.43)	2:05.24 [10] (0:12.21)	1:53.03 [11] (0:12.73)	1:40.30 [10] (0:12.42)	1:27.88 [10] (0:12.56)	1:15.32 [10] (0:12.66)	1:02.66 [9] (0:12.89)	0:37.54	+5
4	1	ASGOODASSOBERGETS Ryan Maloney	9	62.2 600m	0:12.04 600m	2:20.75 [4] (0:15.27)	2:05.48 [9] (0:12.08)	1:53.40 [9] (0:12.65)	1:40.75 [9] (0:12.51)	1:28.24 [8] (0:12.61)	1:15.63 [8] (0:12.72)	1:02.91 [8] (0:12.79)	0:37.77	+11
5	14	CHATEAUX PARK Ron Stewart	7	61.3 600m	0:12.08 600m	2:20.79 [5] (0:15.09)	2:05.70 [7] (0:12.09)	1:53.61 [8] (0:12.81)	1:40.80 [8] (0:12.60)	1:28.20 [9] (0:12.66)	1:15.54 [9] (0:12.77)	1:02.77 [10] (0:12.78)	0:37.67	+3
6	4	TAPPY'S LAD Nikita Beriman	6	62.3 2000m	0:12.05 2000m	2:20.84 [6] (0:14.63)	2:06.21 [1] (0:12.05)	1:54.16 [4] (0:12.63)	1:41.53 [4] (0:12.58)	1:28.95 [4] (0:12.74)	1:16.21 [5] (0:12.82)	1:03.39 [5] (0:12.77)	0:38.23	+2
7	12	SHY GUY Jake Bayliss	3	61.3 Overall	0:11.93 2000m	2:20.89 [7] (0:14.76)	2:06.13 [4] (0:11.93)	1:54.20 [5] (0:12.62)	1:41.58 [4] (0:12.60)	1:28.98 [5] (0:12.67)	1:16.31 [4] (0:12.75)	1:03.56 [4] (0:12.80)	0:38.42	+11
8	10	ARTFUL GIRL Marnu Potgieter	12	64.3 Overall	0:11.70 2000m	2:20.92 [8] (0:14.65)	2:06.27 [2] (0:11.70)	1:54.57 [2] (0:12.73)	1:41.84 [2] (0:12.64)	1:29.20 [3] (0:12.75)	1:16.45 [3] (0:12.72)	1:03.73 [3] (0:12.83)	0:38.42	+6
9	2	TOESONTHENOSE James Orman	13	64.2 Overall	0:11.69 2000m	2:21.13 [9] (0:14.66)	2:06.47 [3] (0:11.69)	1:54.78 [1] (0:12.40)	1:42.38 [1] (0:12.53)	1:29.85 [1] (0:12.68)	1:17.17 [1] (0:12.71)	1:04.46 [1] (0:12.90)	0:39.02	+7
10	5	ASHIM Courtney Bellamy	4	64.7 2000m	0:11.86 2000m	2:21.57 [10] (0:15.52)	2:06.05 [11] (0:11.86)	1:54.19 [10] (0:13.06)	1:41.13 [11] (0:12.51)	1:28.62 [11] (0:12.62)	1:16.00 [11] (0:12.82)	1:03.18 [11] (0:12.82)	0:38.16	-1

Scratched: Sherriff Cody (#7), Guts 'N' Glory (#11), Hector De Maris (#3), Glen Massey (#8)

Report Created: Sat 17 August 2024 13:45 GMT+1 (Note: Timing is based on position data)

Page 1/15

[] Ranking at each section and finish
 -:-:- No data available at this section
 NA No data available
 SCN Saddle cloth number
 DNF Did not finish
 DNT Did not track

data processed by TRIPLES DATA



Doomben QLD Professional
Race 3: COUNTRY MUSIC RACEDAY 7 SEPTEMBER BENCHMARK 78
Handicap - 2200m
17 August 2024 - 13:30



Track Rating: Heavy 8, Weather: Fine, Rail Position: True

Section	Overall	2000m	1800m	1600m	1400m	1200m	1000m	Last 600m
Field Times	2:20.24 (0:14.63)	2:05.61 (0:11.72)	1:53.89 (0:12.40)	1:41.49 (0:12.53)	1:28.96 (0:12.68)	1:16.28 (0:12.71)	1:03.57 (0:12.90)	0:38.13

Rank	TAB	Horse/Jockey	Barrier	Top Speed [km/h]	Fastest Section	Overall	2000m	1800m	1600m	1400m	1200m	1000m	Last 600m	Distance Travelled [m]
11	13	BRAVE DEEL	15	62.9	0:11.59	2:22.55 [11]	2:07.48 [6]	1:55.89 [3]	1:43.41 [3]	1:30.93 [2]	1:18.24 [2]	1:05.46 [2]	0:40.08	+8
		Samantha Collett		2000m	2000m	(0:15.07)	(0:11.59)	(0:12.48)	(0:12.48)	(0:12.69)	(0:12.78)	(0:12.74)		

Scratched: Sherriff Cody (#7), Guts 'N' Glory (#11), Hector De Maris (#3), Glen Massey (#8)

[] Ranking at each section and finish
 -:-:- No data available at this section
 NA No data available

SCN Saddle cloth number
 DNF Did not finish
 DNT Did not track



Doomben QLD Professional
Race 3: COUNTRY MUSIC RACEDAY 7 SEPTEMBER BENCHMARK 78
Handicap - 2200m
17 August 2024 - 13:30



Track Rating: Heavy 8, Weather: Fine, Rail Position: True

Section						800m	600m	400m	200m	Last 600m	
Field Times						0:50.67 (0:12.54)	0:38.13 (0:12.48)	0:25.65 (0:12.65)	0:13.00 (0:13.00)	0:38.13	
Rank	TAB Horse/Jockey	Barrier	Top Speed [km/h]	Fastest Section					Margin	Distance Travelled [m]	
1	15 CHASSAGNE Cejay Graham	1	60.7 800m	0:12.04 2000m	0:49.73 [7] (0:12.28)	0:37.45 [6] (0:12.14)	0:25.31 [3] (0:12.35)	0:12.96 [2] (0:12.96)	2:20.24	0:37.45	
2	9 CLASSIC DEEL Angela Jones	2	60.6 2000m	0:11.97 2000m	0:50.07 [6] (0:12.38)	0:37.69 [7] (0:12.35)	0:25.34 [8] (0:12.32)	0:13.02 [6] (0:13.02)	1.63L	0:37.69 +12	
3	6 REDWOOD SHADOW Kyle Wilson-Taylor	10	62.4 600m	0:12.15 600m	0:49.77 [10] (0:12.23)	0:37.54 [10] (0:12.15)	0:25.39 [10] (0:12.18)	0:13.21 [5] (0:13.21)	2.53L	0:37.54 +5	
4	1 ASGOODASSOBERGETS Ryan Maloney	9	62.2 600m	0:12.04 600m	0:50.12 [8] (0:12.35)	0:37.77 [8] (0:12.04)	0:25.73 [5] (0:12.35)	0:13.38 [4] (0:13.38)	2.97L	0:37.77 +11	
5	14 CHATEAUX PARK Ron Stewart	7	61.3 600m	0:12.08 600m	0:49.99 [9] (0:12.32)	0:37.67 [9] (0:12.08)	0:25.59 [9] (0:12.44)	0:13.15 [9] (0:13.15)	3.19L	0:37.67 +3	
6	4 TAPPY'S LAD Nikita Beriman	6	62.3 2000m	0:12.05 2000m	0:50.62 [5] (0:12.39)	0:38.23 [5] (0:12.48)	0:25.75 [6] (0:12.45)	0:13.30 [7] (0:13.30)	3.5L	0:38.23 +2	
7	12 SHY GUY Jake Bayliss	3	61.3 Overall	0:11.93 2000m	0:50.76 [4] (0:12.34)	0:38.42 [2] (0:12.25)	0:26.17 [2] (0:12.61)	0:13.56 [3] (0:13.56)	3.84L	0:38.42 +11	
8	10 ARTFUL GIRL Marnu Potgieter	12	64.3 Overall	0:11.70 2000m	0:50.90 [3] (0:12.48)	0:38.42 [4] (0:12.46)	0:25.96 [4] (0:12.62)	0:13.34 [8] (0:13.34)	4.01L	0:38.42 +6	
9	2 TOESONTHENOSE James Orman	13	64.2 Overall	0:11.69 2000m	0:51.56 [1] (0:12.54)	0:39.02 [1] (0:12.48)	0:26.54 [1] (0:12.65)	0:13.89 [1] (0:13.89)	5.24L	0:39.02 +7	
10	5 ASHIM Courtney Bellamy	4	64.7 2000m	0:11.86 2000m	0:50.36 [11] (0:12.20)	0:38.16 [11] (0:12.12)	0:26.04 [11] (0:12.35)	0:13.69 [10] (0:13.69)	7.79L	0:38.16 -1	

Scratched: Sherriff Cody (#7), Guts 'N' Glory (#11), Hector De Maris (#3), Glen Massey (#8)

Report Created: Sat 17 August 2024 13:45 GMT+1 (Note: Timing is based on position data)

Page 3/15

[] Ranking at each section and finish
 -:-:- No data available at this section
 NA No data available
 SCN Saddle cloth number
 DNF Did not finish
 DNT Did not track

data processed by TRIPLES DATA



Doomben QLD Professional
Race 3: COUNTRY MUSIC RACEDAY 7 SEPTEMBER BENCHMARK 78
Handicap - 2200m
17 August 2024 - 13:30



Track Rating: Heavy 8, Weather: Fine, Rail Position: True

Section	800m	600m	400m	200m	Last 600m
Field Times	0:50.67 (0:12.54)	0:38.13 (0:12.48)	0:25.65 (0:12.65)	0:13.00 (0:13.00)	0:38.13

Rank	TAB	Horse/Jockey	Barrier	Top Speed [km/h]	Fastest Section	Margin	Distance Travelled [m]
11	13	BRAVE DEEL	15	62.9	0:11.59	13.56L	+8
		Samantha Collett		2000m	2000m		
					(0:12.64)	(0:12.70)	(0:12.91)
						(0:14.47)	

Scratched: Sherriff Cody (#7), Guts 'N' Glory (#11), Hector De Maris (#3), Glen Massey (#8)

[] Ranking at each section and finish
 -:-:- No data available at this section
 NA No data available

SCN Saddle cloth number
 DNF Did not finish
 DNT Did not track



Horse/Jockey Name	Chassagne
Final Rank	1
Fastest Section Time (Section)	0:12.04 (2000m)
Top Speed [km/h] (Section)	60.7 (800m)
Race State	Finished



Doomben QLD Professional
Race 3: COUNTRY MUSIC RACEDAY 7 SEPTEMBER
BENCHMARK 78 Handicap - 2200m

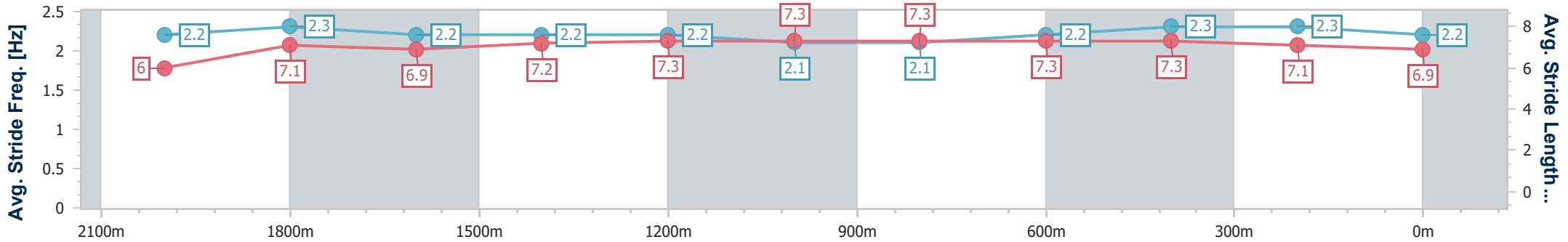
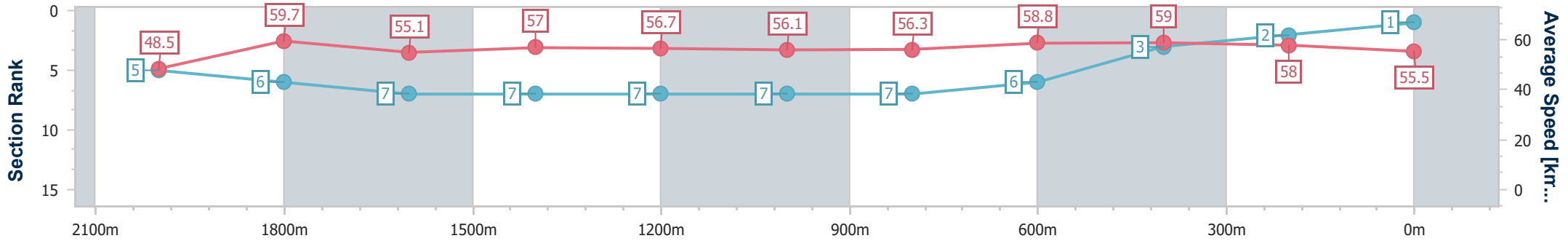
17 August 2024 - 13:30

Track Rating: Heavy 8, Weather: Fine, Rail Position: True



BRISBANE
RACING CLUB

Section	Overall	2000m	1800m	1600m	1400m	1200m	1000m	800m	600m	400m	200m
Section Times	2:20.24 [1] (0:14.85)	2:05.39 [5] (0:12.04)	1:53.35 [6] (0:12.84)	1:40.51 [7] (0:12.54)	1:27.97 [7] (0:12.66)	1:15.31 [7] (0:12.82)	1:02.49 [7] (0:12.76)	0:49.73 [7] (0:12.28)	0:37.45 [6] (0:12.14)	0:25.31 [3] (0:12.35)	0:12.96 [2] (0:12.96)
Average Speed [km/h]	48.5	59.7	55.1	57.0	56.7	56.1	56.3	58.8	59.0	58.0	55.5
Top Speed [km/h]	60.4	60.6	58.5	58.4	57.0	57.1	57.7	60.7	60.7	59.0	57.0
Avg. Dist. to Rail [m]	1.4	3.1	2.9	1.8	0.7	0.1	0.4	0.2	0.8	2.6	2.6
Avg. Stride Freq. [Hz]	2.2	2.3	2.2	2.2	2.2	2.1	2.1	2.2	2.3	2.3	2.2
Avg. Stride Length [m]	6.0	7.1	6.9	7.2	7.3	7.3	7.3	7.3	7.3	7.1	6.9



- [] Ranking at each section and finish
- .-.- No data available at this section
- NA No data available



Horse/Jockey Name	Classic Deel
Final Rank	2
Fastest Section Time (Section)	0:11.97 (2000m)
Top Speed [km/h] (Section)	60.6 (2000m)
Race State	Finished



Doomben QLD Professional
Race 3: COUNTRY MUSIC RACEDAY 7 SEPTEMBER
BENCHMARK 78 Handicap - 2200m

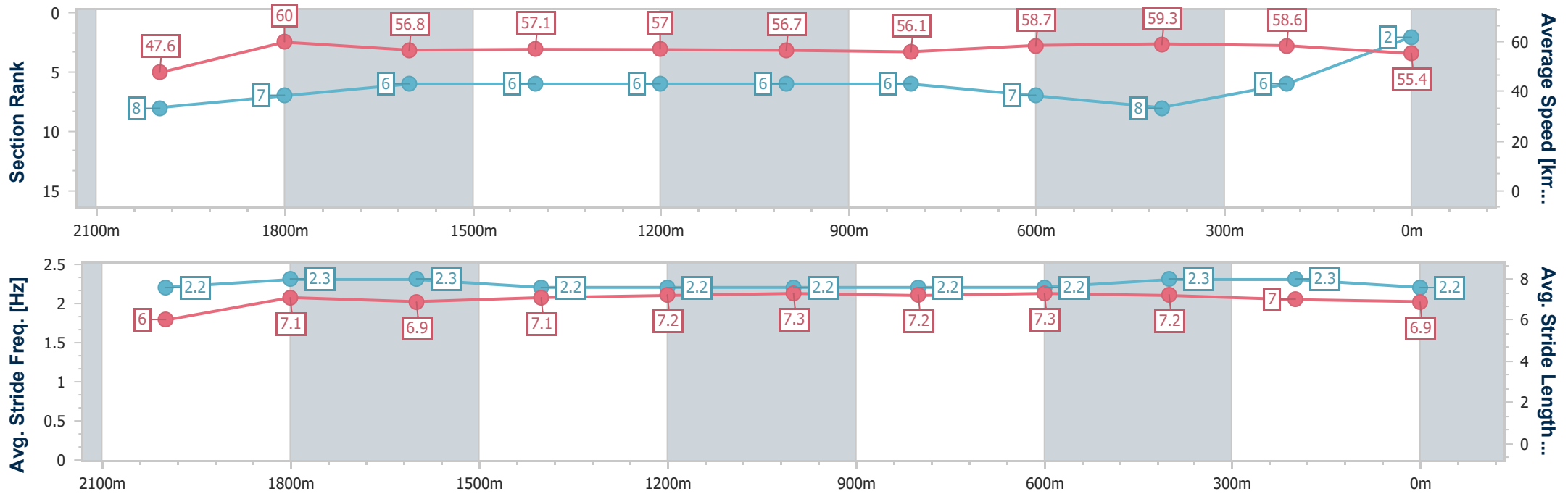
17 August 2024 - 13:30

Track Rating: Heavy 8, Weather: Fine, Rail Position: True



BRISBANE
RACING CLUB

Section	Overall	2000m	1800m	1600m	1400m	1200m	1000m	800m	600m	400m	200m
Section Times	2:20.52 [2] (0:15.13)	2:05.39 [8] (0:11.97)	1:53.42 [7] (0:12.56)	1:40.86 [6] (0:12.56)	1:28.30 [6] (0:12.61)	1:15.69 [6] (0:12.76)	1:02.93 [6] (0:12.86)	0:50.07 [6] (0:12.38)	0:37.69 [7] (0:12.35)	0:25.34 [8] (0:12.32)	0:13.02 [6] (0:13.02)
Average Speed [km/h]	47.6	60.0	56.8	57.1	57.0	56.7	56.1	58.7	59.3	58.6	55.4
Top Speed [km/h]	60.1	60.6	59.8	58.4	58.0	57.9	57.2	60.3	60.5	59.7	56.7
Avg. Dist. to Rail [m]	1.0	1.1	1.4	1.1	0.3	1.2	1.4	1.7	3.0	2.8	2.0
Avg. Stride Freq. [Hz]	2.2	2.3	2.3	2.2	2.2	2.2	2.2	2.2	2.3	2.3	2.2
Avg. Stride Length [m]	6.0	7.1	6.9	7.1	7.2	7.3	7.2	7.3	7.2	7.0	6.9



- [] Ranking at each section and finish
- .-.- No data available at this section
- NA No data available



Horse/Jockey Name	Redwood Shadow
Final Rank	3
Fastest Section Time (Section)	0:12.15 (600m)
Top Speed [km/h] (Section)	62.4 (600m)
Race State	Finished



Doomben QLD Professional
Race 3: COUNTRY MUSIC RACEDAY 7 SEPTEMBER
BENCHMARK 78 Handicap - 2200m

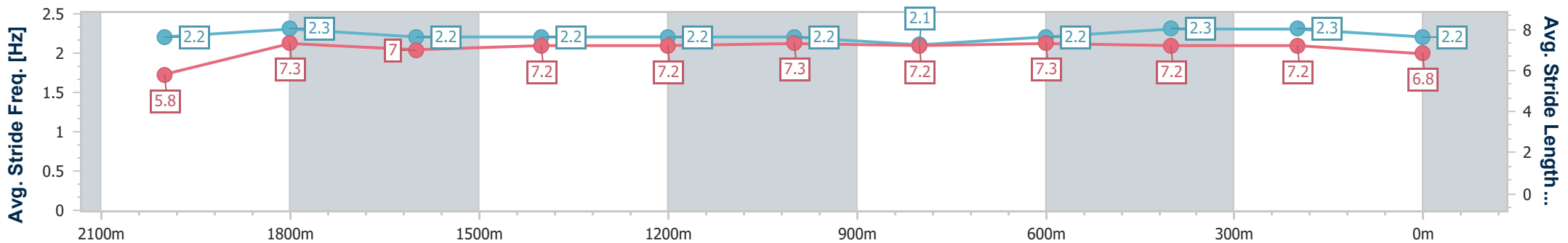
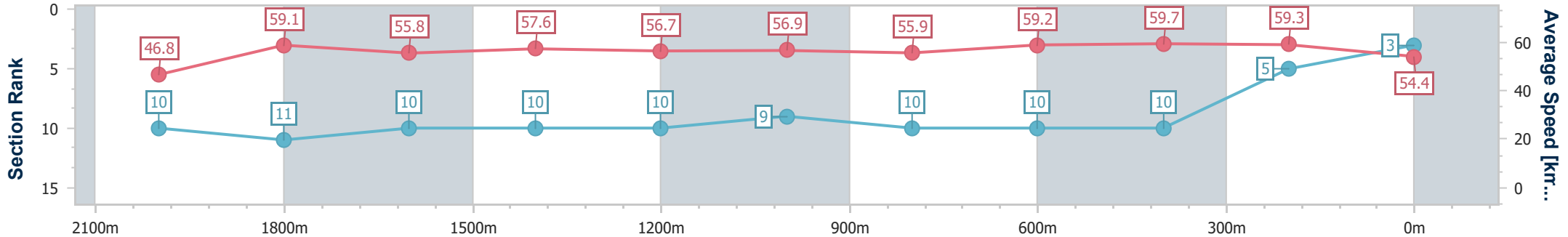
17 August 2024 - 13:30

Track Rating: Heavy 8, Weather: Fine, Rail Position: True



BRISBANE
RACING CLUB

Section	Overall	2000m	1800m	1600m	1400m	1200m	1000m	800m	600m	400m	200m
Section Times	2:20.67 [3] (0:15.43)	2:05.24 [10] (0:12.21)	1:53.03 [11] (0:12.73)	1:40.30 [10] (0:12.42)	1:27.88 [10] (0:12.56)	1:15.32 [10] (0:12.66)	1:02.66 [9] (0:12.89)	0:49.77 [10] (0:12.23)	0:37.54 [10] (0:12.15)	0:25.39 [10] (0:12.18)	0:13.21 [5] (0:13.21)
Average Speed [km/h]	46.8	59.1	55.8	57.6	56.7	56.9	55.9	59.2	59.7	59.3	54.4
Top Speed [km/h]	59.4	59.9	59.2	59.3	57.3	57.6	57.2	62.2	62.4	60.0	57.4
Avg. Dist. to Rail [m]	3.9	0.7	1.6	1.4	1.6	0.6	0.5	0.8	1.6	2.9	4.1
Avg. Stride Freq. [Hz]	2.2	2.3	2.2	2.2	2.2	2.2	2.1	2.2	2.3	2.3	2.2
Avg. Stride Length [m]	5.8	7.3	7.0	7.2	7.2	7.3	7.2	7.3	7.2	7.2	6.8



- [] Ranking at each section and finish
- .-.- No data available at this section
- NA No data available



Horse/Jockey Name	Asgoodassobergets
Final Rank	4
Fastest Section Time (Section)	0:12.04 (600m)
Top Speed [km/h] (Section)	62.2 (600m)
Race State	Finished



Doomben QLD Professional
Race 3: COUNTRY MUSIC RACEDAY 7 SEPTEMBER
BENCHMARK 78 Handicap - 2200m

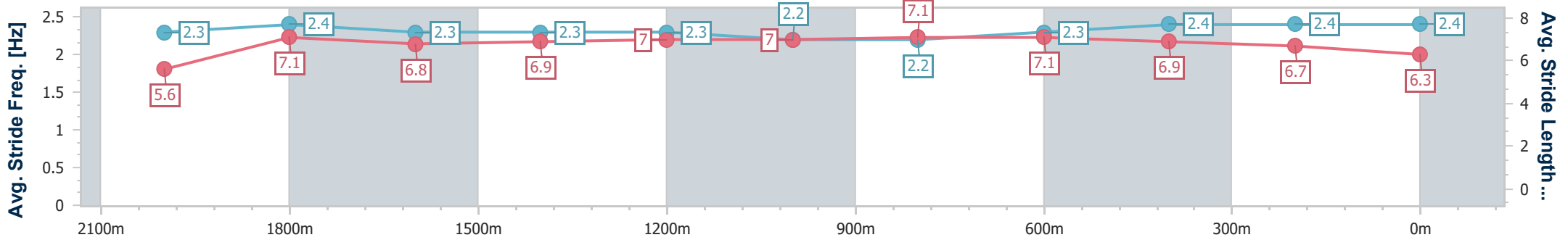
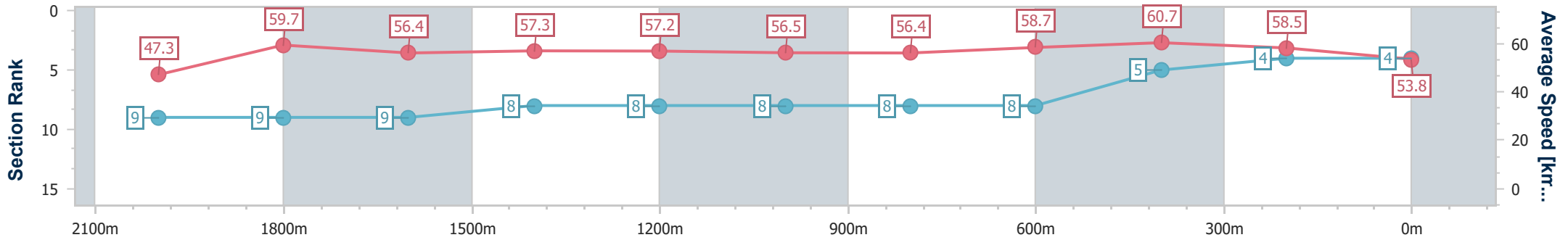
17 August 2024 - 13:30

Track Rating: Heavy 8, Weather: Fine, Rail Position: True



BRISBANE
RACING CLUB

Section	Overall	2000m	1800m	1600m	1400m	1200m	1000m	800m	600m	400m	200m
Section Times	2:20.75 [4] (0:15.27)	2:05.48 [9] (0:12.08)	1:53.40 [9] (0:12.65)	1:40.75 [9] (0:12.51)	1:28.24 [8] (0:12.61)	1:15.63 [8] (0:12.72)	1:02.91 [8] (0:12.79)	0:50.12 [8] (0:12.35)	0:37.77 [8] (0:12.04)	0:25.73 [5] (0:12.35)	0:13.38 [4] (0:13.38)
Average Speed [km/h]	47.3	59.7	56.4	57.3	57.2	56.5	56.4	58.7	60.7	58.5	53.8
Top Speed [km/h]	60.1	60.1	59.9	58.9	58.3	57.3	57.2	60.8	62.2	59.8	56.0
Avg. Dist. to Rail [m]	2.7	1.6	1.6	0.7	0.2	0.9	0.4	1.3	2.4	2.3	2.5
Avg. Stride Freq. [Hz]	2.3	2.4	2.3	2.3	2.3	2.2	2.2	2.3	2.4	2.4	2.4
Avg. Stride Length [m]	5.6	7.1	6.8	6.9	7.0	7.0	7.1	7.1	6.9	6.7	6.3



- [] Ranking at each section and finish
- .-.- No data available at this section
- NA No data available



Horse/Jockey Name	Chateaux Park
Final Rank	5
Fastest Section Time (Section)	0:12.08 (600m)
Top Speed [km/h] (Section)	61.3 (600m)
Race State	Finished



Doomben QLD Professional
Race 3: COUNTRY MUSIC RACEDAY 7 SEPTEMBER
BENCHMARK 78 Handicap - 2200m

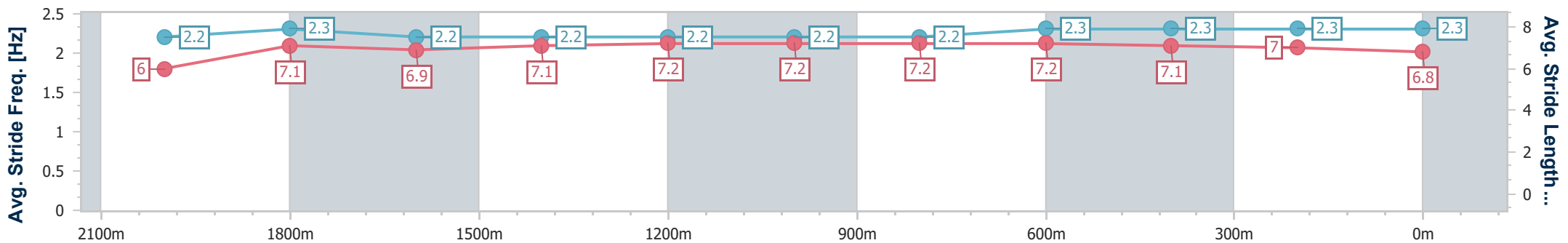
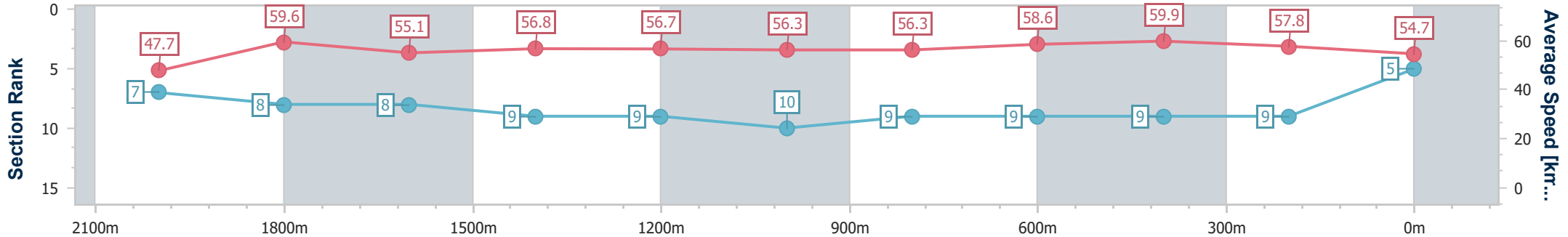
17 August 2024 - 13:30

Track Rating: Heavy 8, Weather: Fine, Rail Position: True



BRISBANE
RACING CLUB

Section	Overall	2000m	1800m	1600m	1400m	1200m	1000m	800m	600m	400m	200m
Section Times	2:20.79 [5] (0:15.09)	2:05.70 [7] (0:12.09)	1:53.61 [8] (0:12.81)	1:40.80 [8] (0:12.60)	1:28.20 [9] (0:12.66)	1:15.54 [9] (0:12.77)	1:02.77 [10] (0:12.78)	0:49.99 [9] (0:12.32)	0:37.67 [9] (0:12.08)	0:25.59 [9] (0:12.44)	0:13.15 [9] (0:13.15)
Average Speed [km/h]	47.7	59.6	55.1	56.8	56.7	56.3	56.3	58.6	59.9	57.8	54.7
Top Speed [km/h]	60.9	60.5	58.3	57.9	57.6	57.2	57.4	61.1	61.3	59.0	56.2
Avg. Dist. to Rail [m]	2.3	4.1	4.1	1.4	0.6	0.3	0.4	0.9	1.1	0.7	0.6
Avg. Stride Freq. [Hz]	2.2	2.3	2.2	2.2	2.2	2.2	2.2	2.3	2.3	2.3	2.3
Avg. Stride Length [m]	6.0	7.1	6.9	7.1	7.2	7.2	7.2	7.2	7.1	7.0	6.8



- [] Ranking at each section and finish
- .-.- No data available at this section
- NA No data available



Horse/Jockey Name	Tappy's Lad
Final Rank	6
Fastest Section Time (Section)	0:12.05 (2000m)
Top Speed [km/h] (Section)	62.3 (2000m)
Race State	Finished



Doomben QLD Professional
Race 3: COUNTRY MUSIC RACEDAY 7 SEPTEMBER
BENCHMARK 78 Handicap - 2200m

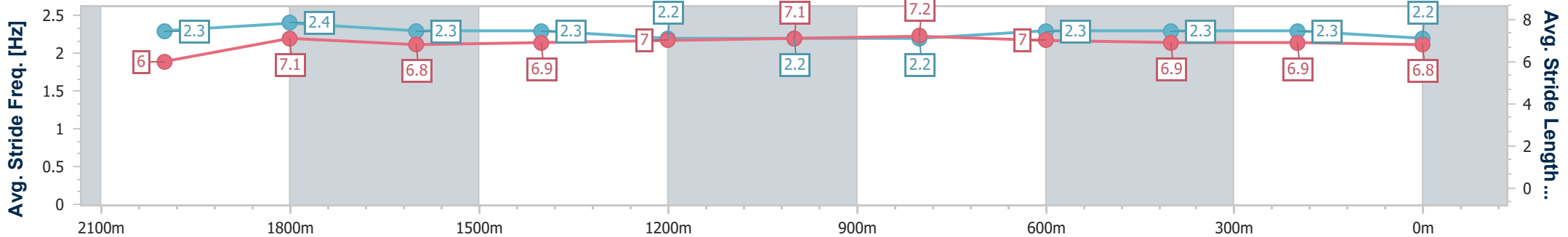
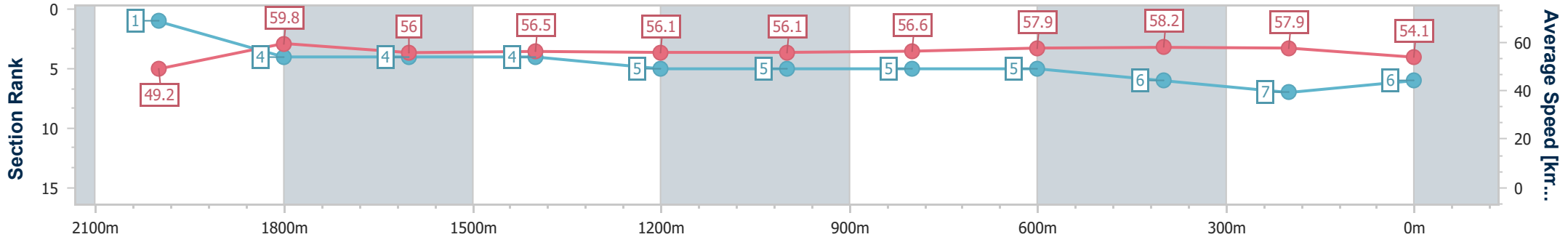
17 August 2024 - 13:30

Track Rating: Heavy 8, Weather: Fine, Rail Position: True



BRISBANE
RACING CLUB

Section	Overall	2000m	1800m	1600m	1400m	1200m	1000m	800m	600m	400m	200m
Section Times	2:20.84 [6] (0:14.63)	2:06.21 [1] (0:12.05)	1:54.16 [4] (0:12.63)	1:41.53 [4] (0:12.58)	1:28.95 [4] (0:12.74)	1:16.21 [5] (0:12.82)	1:03.39 [5] (0:12.77)	0:50.62 [5] (0:12.39)	0:38.23 [5] (0:12.48)	0:25.75 [6] (0:12.45)	0:13.30 [7] (0:13.30)
Average Speed [km/h]	49.2	59.8	56.0	56.5	56.1	56.1	56.6	57.9	58.2	57.9	54.1
Top Speed [km/h]	62.1	62.3	58.1	57.4	56.6	56.8	57.5	60.4	60.5	58.8	56.3
Avg. Dist. to Rail [m]	2.5	2.5	3.7	2.6	1.2	0.2	0.2	0.4	1.1	0.6	3.0
Avg. Stride Freq. [Hz]	2.3	2.4	2.3	2.3	2.2	2.2	2.2	2.3	2.3	2.3	2.2
Avg. Stride Length [m]	6.0	7.1	6.8	6.9	7.0	7.1	7.2	7.0	6.9	6.9	6.8



- [] Ranking at each section and finish
- .-.- No data available at this section
- NA No data available



Horse/Jockey Name	Shy Guy
Final Rank	7
Fastest Section Time (Section)	0:11.93 (2000m)
Top Speed [km/h] (Section)	61.3 (Overall)
Race State	Finished



Doomben QLD Professional
Race 3: COUNTRY MUSIC RACEDAY 7 SEPTEMBER
BENCHMARK 78 Handicap - 2200m

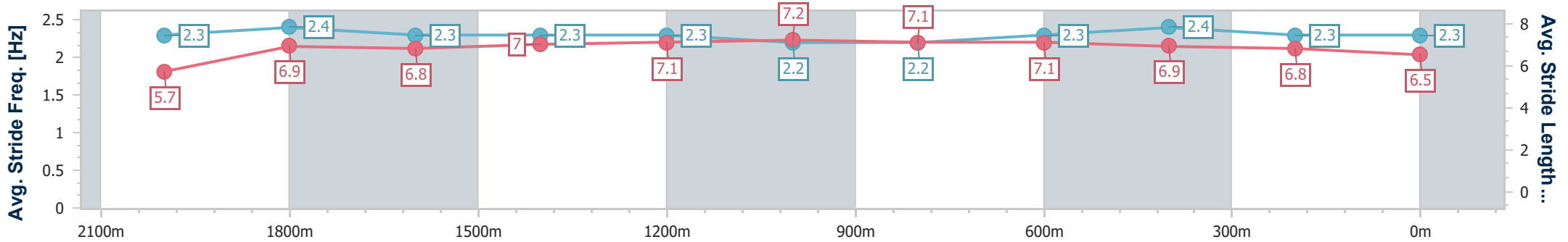
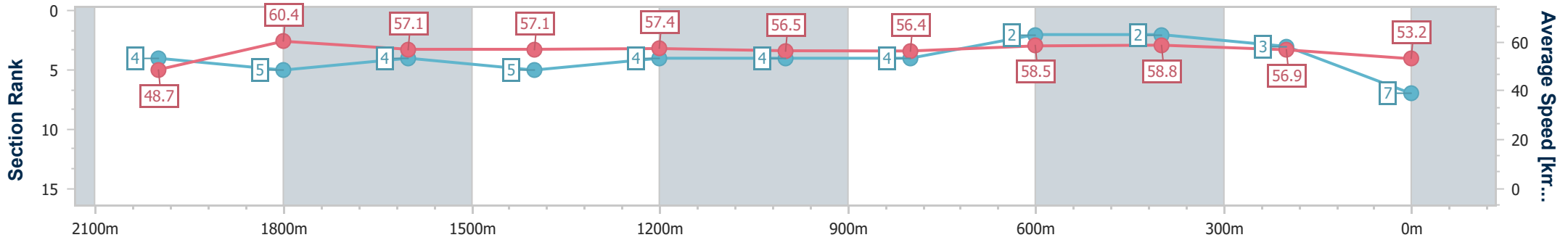
17 August 2024 - 13:30

Track Rating: Heavy 8, Weather: Fine, Rail Position: True



BRISBANE
RACING CLUB

Section	Overall	2000m	1800m	1600m	1400m	1200m	1000m	800m	600m	400m	200m
Section Times	2:20.89 [7] (0:14.76)	2:06.13 [4] (0:11.93)	1:54.20 [5] (0:12.62)	1:41.58 [4] (0:12.60)	1:28.98 [5] (0:12.67)	1:16.31 [4] (0:12.75)	1:03.56 [4] (0:12.80)	0:50.76 [4] (0:12.34)	0:38.42 [2] (0:12.25)	0:26.17 [2] (0:12.61)	0:13.56 [3] (0:13.56)
Average Speed [km/h]	48.7	60.4	57.1	57.1	57.4	56.5	56.4	58.5	58.8	56.9	53.2
Top Speed [km/h]	61.3	61.1	59.0	58.1	58.3	57.5	57.0	59.9	60.3	58.3	55.4
Avg. Dist. to Rail [m]	2.1	0.6	0.4	0.3	1.3	2.2	1.7	0.6	1.0	0.7	0.3
Avg. Stride Freq. [Hz]	2.3	2.4	2.3	2.3	2.3	2.2	2.2	2.3	2.4	2.3	2.3
Avg. Stride Length [m]	5.7	6.9	6.8	7.0	7.1	7.2	7.1	7.1	6.9	6.8	6.5



- [] Ranking at each section and finish
- .-.- No data available at this section
- NA No data available



Horse/Jockey Name	Artful Girl
Final Rank	8
Fastest Section Time (Section)	0:11.70 (2000m)
Top Speed [km/h] (Section)	64.3 (Overall)
Race State	Finished



Doomben QLD Professional
Race 3: COUNTRY MUSIC RACEDAY 7 SEPTEMBER
BENCHMARK 78 Handicap - 2200m

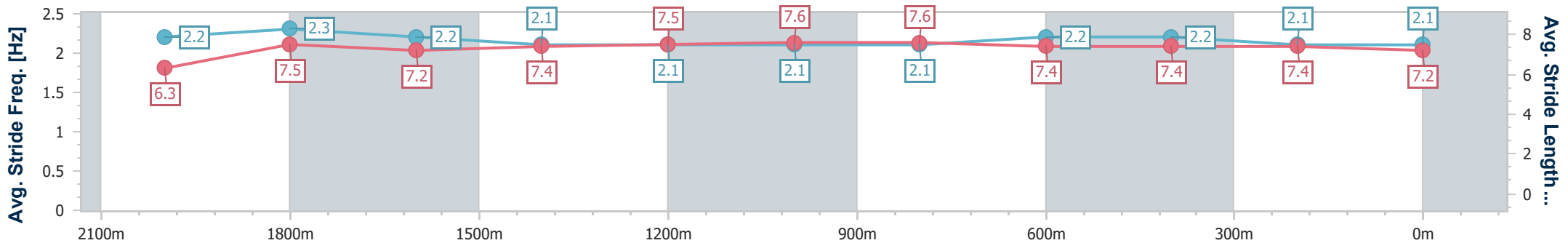
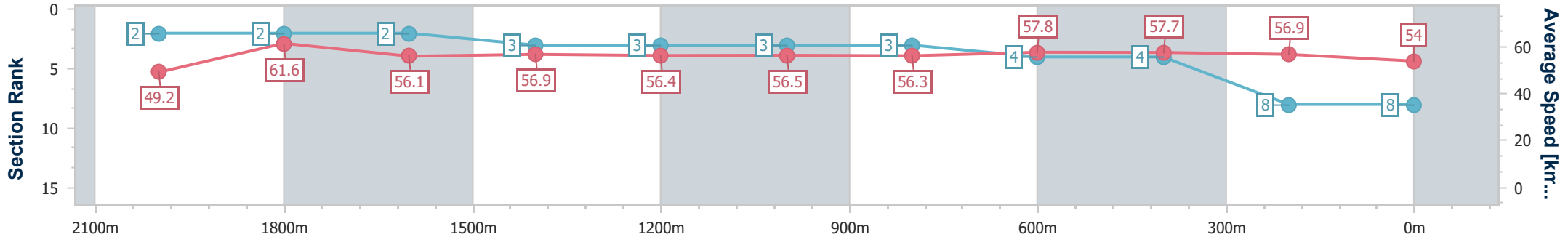
17 August 2024 - 13:30

Track Rating: Heavy 8, Weather: Fine, Rail Position: True



BRISBANE
RACING CLUB

Section	Overall	2000m	1800m	1600m	1400m	1200m	1000m	800m	600m	400m	200m
Section Times	2:20.92 [8] (0:14.65)	2:06.27 [2] (0:11.70)	1:54.57 [2] (0:12.73)	1:41.84 [2] (0:12.64)	1:29.20 [3] (0:12.75)	1:16.45 [3] (0:12.72)	1:03.73 [3] (0:12.83)	0:50.90 [3] (0:12.48)	0:38.42 [4] (0:12.46)	0:25.96 [4] (0:12.62)	0:13.34 [8] (0:13.34)
Average Speed [km/h]	49.2	61.6	56.1	56.9	56.4	56.5	56.3	57.8	57.7	56.9	54.0
Top Speed [km/h]	64.3	64.2	57.8	57.7	57.1	57.5	57.5	59.6	59.0	58.5	55.7
Avg. Dist. to Rail [m]	5.6	1.1	1.2	0.5	0.4	0.7	0.6	0.9	1.0	2.5	3.9
Avg. Stride Freq. [Hz]	2.2	2.3	2.2	2.1	2.1	2.1	2.1	2.2	2.2	2.1	2.1
Avg. Stride Length [m]	6.3	7.5	7.2	7.4	7.5	7.6	7.6	7.4	7.4	7.4	7.2



- [] Ranking at each section and finish
- .-.- No data available at this section
- NA No data available



Horse/Jockey Name	Toesonthenose
Final Rank	9
Fastest Section Time (Section)	0:11.69 (2000m)
Top Speed [km/h] (Section)	64.2 (Overall)
Race State	Finished



Doomben QLD Professional
Race 3: COUNTRY MUSIC RACEDAY 7 SEPTEMBER
BENCHMARK 78 Handicap - 2200m

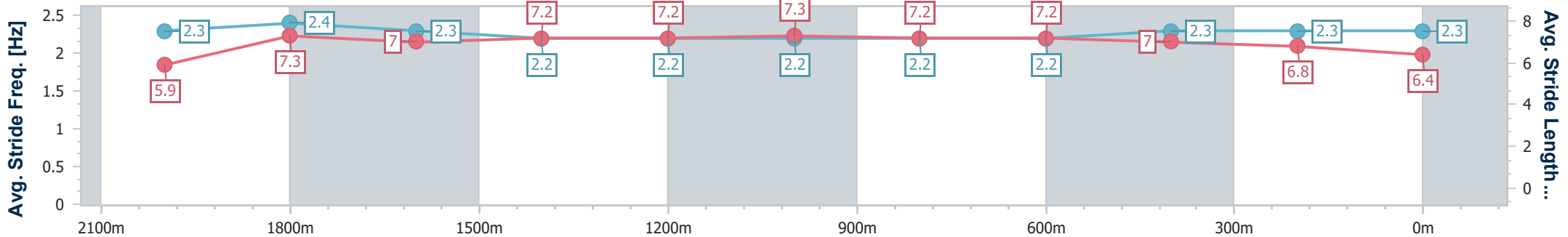
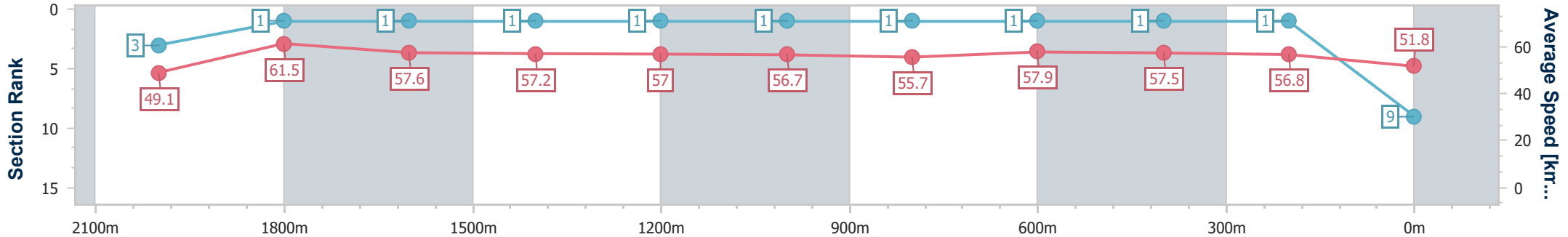
17 August 2024 - 13:30

Track Rating: Heavy 8, Weather: Fine, Rail Position: True



BRISBANE
RACING CLUB

Section	Overall	2000m	1800m	1600m	1400m	1200m	1000m	800m	600m	400m	200m
Section Times	2:21.13 [9] (0:14.66)	2:06.47 [3] (0:11.69)	1:54.78 [1] (0:12.40)	1:42.38 [1] (0:12.53)	1:29.85 [1] (0:12.68)	1:17.17 [1] (0:12.71)	1:04.46 [1] (0:12.90)	0:51.56 [1] (0:12.54)	0:39.02 [1] (0:12.48)	0:26.54 [1] (0:12.65)	0:13.89 [1] (0:13.89)
Average Speed [km/h]	49.1	61.5	57.6	57.2	57.0	56.7	55.7	57.9	57.5	56.8	51.8
Top Speed [km/h]	64.2	64.2	59.8	57.9	57.9	58.0	57.3	58.7	58.8	58.2	55.0
Avg. Dist. to Rail [m]	5.9	1.5	2.2	0.5	0.4	1.8	0.3	1.1	0.8	0.7	1.1
Avg. Stride Freq. [Hz]	2.3	2.4	2.3	2.2	2.2	2.2	2.2	2.2	2.3	2.3	2.3
Avg. Stride Length [m]	5.9	7.3	7.0	7.2	7.2	7.3	7.2	7.2	7.0	6.8	6.4



- [] Ranking at each section and finish
- .-.- No data available at this section
- NA No data available



Horse/Jockey Name	Ashim
Final Rank	10
Fastest Section Time (Section)	0:11.86 (2000m)
Top Speed [km/h] (Section)	64.7 (2000m)
Race State	Finished



Doomben QLD Professional
Race 3: COUNTRY MUSIC RACEDAY 7 SEPTEMBER
BENCHMARK 78 Handicap - 2200m

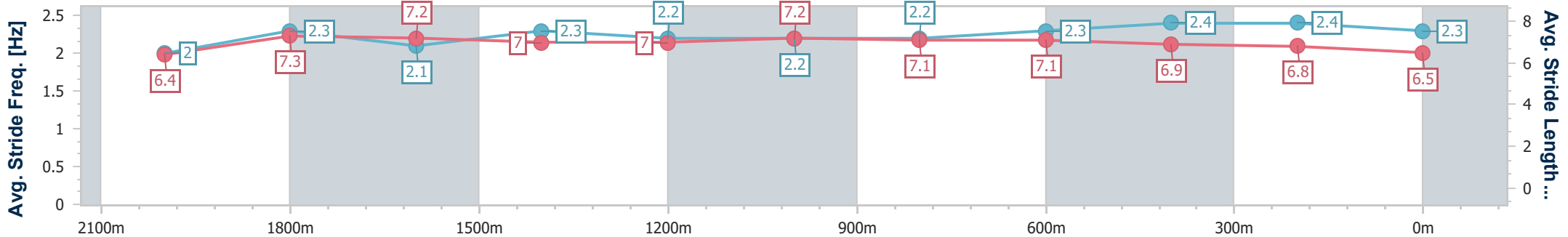
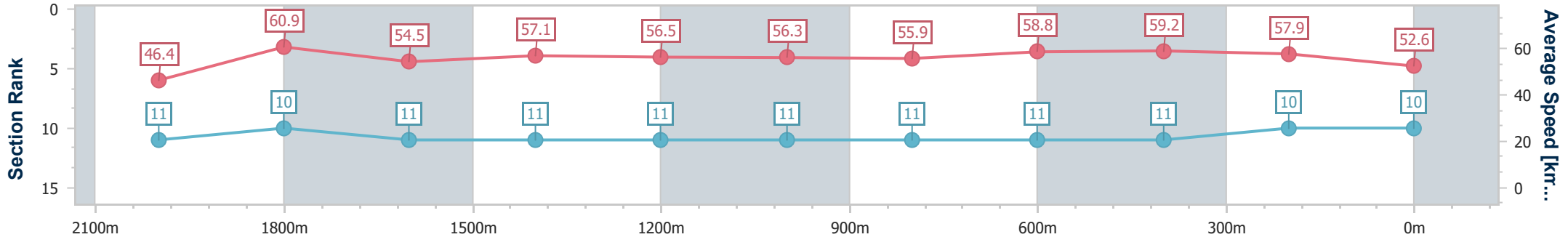
17 August 2024 - 13:30

Track Rating: Heavy 8, Weather: Fine, Rail Position: True



BRISBANE
RACING CLUB

Section	Overall	2000m	1800m	1600m	1400m	1200m	1000m	800m	600m	400m	200m
Section Times	2:21.57 [10] (0:15.52)	2:06.05 [11] (0:11.86)	1:54.19 [10] (0:13.06)	1:41.13 [11] (0:12.51)	1:28.62 [11] (0:12.62)	1:16.00 [11] (0:12.82)	1:03.18 [11] (0:12.82)	0:50.36 [11] (0:12.20)	0:38.16 [11] (0:12.12)	0:26.04 [11] (0:12.35)	0:13.69 [10] (0:13.69)
Average Speed [km/h]	46.4	60.9	54.5	57.1	56.5	56.3	55.9	58.8	59.2	57.9	52.6
Top Speed [km/h]	61.3	64.7	59.6	58.9	57.7	56.8	58.4	60.6	60.6	59.1	56.3
Avg. Dist. to Rail [m]	2.7	2.9	1.9	1.6	1.3	0.7	0.8	0.9	1.0	1.1	0.5
Avg. Stride Freq. [Hz]	2.0	2.3	2.1	2.3	2.2	2.2	2.2	2.3	2.4	2.4	2.3
Avg. Stride Length [m]	6.4	7.3	7.2	7.0	7.0	7.2	7.1	7.1	6.9	6.8	6.5



- [] Ranking at each section and finish
- .-.- No data available at this section
- NA No data available



Horse/Jockey Name	Brave Deel
Final Rank	11
Fastest Section Time (Section)	0:11.59 (2000m)
Top Speed [km/h] (Section)	62.9 (2000m)
Race State	Finished



Doomben QLD Professional
Race 3: COUNTRY MUSIC RACEDAY 7 SEPTEMBER
BENCHMARK 78 Handicap - 2200m

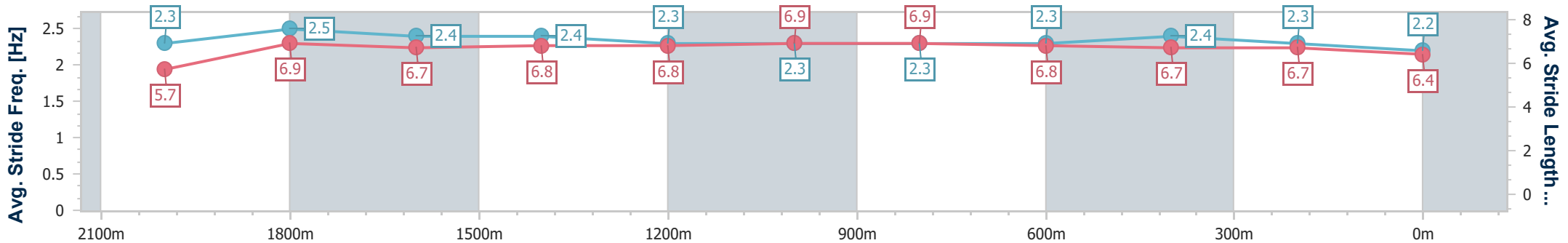
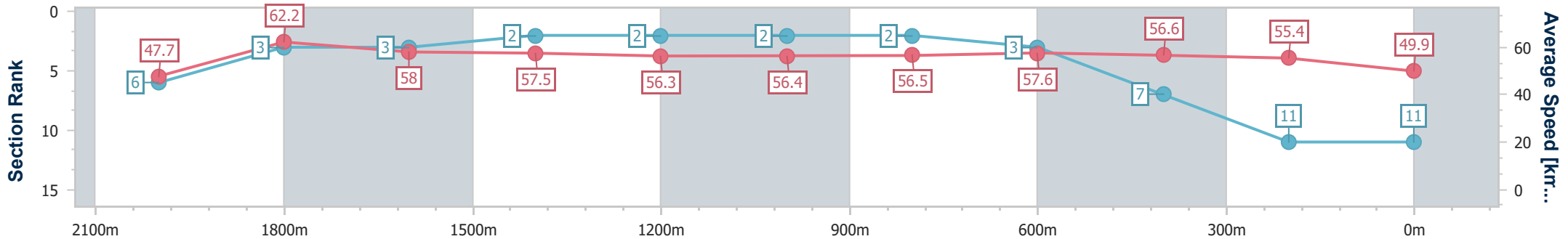
17 August 2024 - 13:30

Track Rating: Heavy 8, Weather: Fine, Rail Position: True



BRISBANE
RACING CLUB

Section	Overall	2000m	1800m	1600m	1400m	1200m	1000m	800m	600m	400m	200m
Section Times	2:22.55 [11] (0:15.07)	2:07.48 [6] (0:11.59)	1:55.89 [3] (0:12.48)	1:43.41 [3] (0:12.48)	1:30.93 [2] (0:12.69)	1:18.24 [2] (0:12.78)	1:05.46 [2] (0:12.74)	0:52.72 [2] (0:12.64)	0:40.08 [3] (0:12.70)	0:27.38 [7] (0:12.91)	0:14.47 [11] (0:14.47)
Average Speed [km/h]	47.7	62.2	58.0	57.5	56.3	56.4	56.5	57.6	56.6	55.4	49.9
Top Speed [km/h]	62.6	62.9	59.6	58.8	57.1	57.6	57.9	59.3	59.0	56.6	54.6
Avg. Dist. to Rail [m]	7.0	0.4	0.9	0.4	1.2	0.3	1.1	1.5	1.1	1.4	2.6
Avg. Stride Freq. [Hz]	2.3	2.5	2.4	2.4	2.3	2.3	2.3	2.3	2.4	2.3	2.2
Avg. Stride Length [m]	5.7	6.9	6.7	6.8	6.8	6.9	6.9	6.8	6.7	6.7	6.4



- [] Ranking at each section and finish
- .-.- No data available at this section
- NA No data available



Doomben QLD Professional

Race 4: DRINKWISE Class 3 Plate - 1350m



BRISBANE
RACING CLUB

17 August 2024 - 14:04

Track Rating: Heavy 8, Weather: Fine, Rail Position: True

Section												Last 600m	
Field Times		Overall	1200m	1000m	800m	600m	400m						0:36.24
		1:21.23 (0:10.80)	1:10.43 (0:10.95)	0:59.48 (0:11.34)	0:48.14 (0:11.90)	0:36.24 (0:12.03)	0:24.21 (0:11.74)						
Rank	TAB	Horse/Jockey	Barrier	Top Speed [km/h]	Fastest Section								Distance Travelled [m]
1	15	SET TO SHINE Angela Jones	12	67.2 1200m	0:10.85 Overall	1:21.23 [1] (0:10.85)	1:10.38 [3] (0:10.90)	0:59.48 [1] (0:11.34)	0:48.14 [1] (0:11.90)	0:36.24 [1] (0:12.03)	0:24.21 [1] (0:11.75)	0:36.24	
2	9	BILLIONAIRE BABY Noel Callow	6	66.1 1200m	0:11.07 1200m	1:21.35 [2] (0:11.36)	1:09.99 [8] (0:11.07)	0:58.92 [8] (0:11.49)	0:47.43 [8] (0:11.75)	0:35.68 [7] (0:11.87)	0:23.81 [7] (0:11.43)	0:35.68	+4
3	3	IVAN'S HERO Bailey Wheeler	11	66.1 1200m	0:10.84 Overall	1:21.35 [3] (0:10.84)	1:10.51 [2] (0:11.11)	0:59.40 [2] (0:11.43)	0:47.97 [4] (0:11.89)	0:36.08 [4] (0:12.06)	0:24.02 [4] (0:11.44)	0:36.08	+8
4	14	QUOTHQUAN Cejay Graham	16	65.7 400m	0:11.23 1200m	1:21.40 [4] (0:11.75)	1:09.65 [10] (0:11.23)	0:58.42 [10] (0:11.49)	0:46.93 [10] (0:11.76)	0:35.17 [10] (0:11.68)	0:23.49 [10] (0:11.31)	0:35.17	+1
5	10	CASTILLIAN James Orman	15	64.6 600m	0:11.28 1200m	1:21.44 [5] (0:11.40)	1:10.04 [9] (0:11.28)	0:58.76 [9] (0:11.47)	0:47.29 [9] (0:11.92)	0:35.37 [9] (0:11.70)	0:23.67 [9] (0:11.41)	0:35.37	+6
6	1	I SEE YOU COMING Emily Lang	4	65.2 1200m	0:10.80 Overall	1:21.46 [6] (0:10.80)	1:10.66 [1] (0:11.18)	0:59.48 [4] (0:11.36)	0:48.12 [3] (0:11.84)	0:36.28 [3] (0:12.06)	0:24.22 [3] (0:11.52)	0:36.28	+5
7	4	PENTITO Taylor Marshall	1	64.9 1200m	0:11.02 Overall	1:21.53 [7] (0:11.02)	1:10.51 [4] (0:11.23)	0:59.28 [6] (0:11.36)	0:47.92 [6] (0:11.88)	0:36.04 [6] (0:11.96)	0:24.08 [5] (0:11.58)	0:36.04	+3
8	13	ORIENT'S SECRET Andrew Mallyon	7	65.6 1200m	0:11.06 Overall	1:21.78 [8] (0:11.06)	1:10.72 [5] (0:11.13)	0:59.59 [5] (0:11.42)	0:48.17 [5] (0:11.87)	0:36.30 [5] (0:12.04)	0:24.26 [6] (0:11.66)	0:36.30	+9
9	5	REBEL SHADOW Ron Stewart	2	64.9 1200m	0:11.21 Overall	1:21.89 [9] (0:11.21)	1:10.68 [7] (0:11.22)	0:59.46 [7] (0:11.37)	0:48.09 [7] (0:11.94)	0:36.15 [8] (0:11.90)	0:24.25 [8] (0:11.52)	0:36.15	+9
10	8	AMERICAN PHIREBALL Damien Thornton	9	68.0 1200m	0:10.82 1200m	1:21.95 [10] (0:11.16)	1:10.79 [6] (0:10.82)	0:59.97 [3] (0:11.16)	0:48.81 [2] (0:11.93)	0:36.88 [2] (0:11.97)	0:24.91 [2] (0:11.94)	0:36.88	+3

Scratched: Miliarens (#16), Nippa's Nightcap (#12), Smytzer (#6), Birmingham (#17), March As One (#11), Warby (#7), It'smemario (#2)

Report Created: Sat 17 August 2024 14:24 GMT+1 (Note: Timing is based on position data)

Page 1/12

[] Ranking at each section and finish
 -:-:- No data available at this section
 NA No data available
 SCN Saddle cloth number
 DNF Did not finish
 DNT Did not track

data processed by TRIPLESDATA



Doomben QLD Professional
Race 4: DRINKWISE Class 3 Plate - 1350m
17 August 2024 - 14:04



BRISBANE
RACING CLUB

Track Rating: Heavy 8, Weather: Fine, Rail Position: True

Section							200m			Last 600m
Field Times							0:12.47			0:36.24
							(0:12.47)			
Rank	TAB	Horse/Jockey	Barrier	Top Speed [km/h]	Fastest Section	Margin			Distance Travelled [m]	
1	15	SET TO SHINE Angela Jones	12	67.2 1200m	0:10.85 Overall	0:12.46 [2] (0:12.46)	1:21.23			0:36.24
2	9	BILLIONAIR BABY Noel Callow	6	66.1 1200m	0:11.07 1200m	0:12.38 [4] (0:12.38)	0.68L			0:35.68 +4
3	3	IVAN'S HERO Bailey Wheeler	11	66.1 1200m	0:10.84 Overall	0:12.58 [2] (0:12.58)	0.7L			0:36.08 +8
4	14	QUOTHQUAN Cejay Graham	16	65.7 400m	0:11.23 1200m	0:12.18 [10] (0:12.18)	0.97L			0:35.17 +1
5	10	CASTILLIAN James Orman	15	64.6 600m	0:11.28 1200m	0:12.26 [9] (0:12.26)	1.25L			0:35.37 +6
6	1	I SEE YOU COMING Emily Lang	4	65.2 1200m	0:10.80 Overall	0:12.70 [1] (0:12.70)	1.36L			0:36.28 +5
7	4	PENTITO Taylor Marshall	1	64.9 1200m	0:11.02 Overall	0:12.50 [6] (0:12.50)	1.78L			0:36.04 +3
8	13	ORIENT'S SECRET Andrew Mallyon	7	65.6 1200m	0:11.06 Overall	0:12.60 [8] (0:12.60)	3.2L			0:36.30 +9
9	5	REBEL SHADOW Ron Stewart	2	64.9 1200m	0:11.21 Overall	0:12.73 [7] (0:12.73)	3.87L			0:36.15 +9
10	8	AMERICAN PHIREBALL Damien Thornton	9	68.0 1200m	0:10.82 1200m	0:12.97 [5] (0:12.97)	4.25L			0:36.88 +3

Scratched: Miliarens (#16), Nippa's Nightcap (#12), Smytzer (#6), Birmingham (#17), March As One (#11), Warby (#7), It'smemario (#2)

Report Created: Sat 17 August 2024 14:24 GMT+1 (Note: Timing is based on position data)

Page 2/12

[] Ranking at each section and finish
 -:-:- No data available at this section
 NA No data available

SCN Saddle cloth number
 DNF Did not finish
 DNT Did not track

data processed by  **TRIPLESDATA**



Horse/Jockey Name	Set To Shine
Final Rank	1
Fastest Section Time (Section)	0:10.85 (Overall)
Top Speed [km/h] (Section)	67.2 (1200m)
Race State	Finished

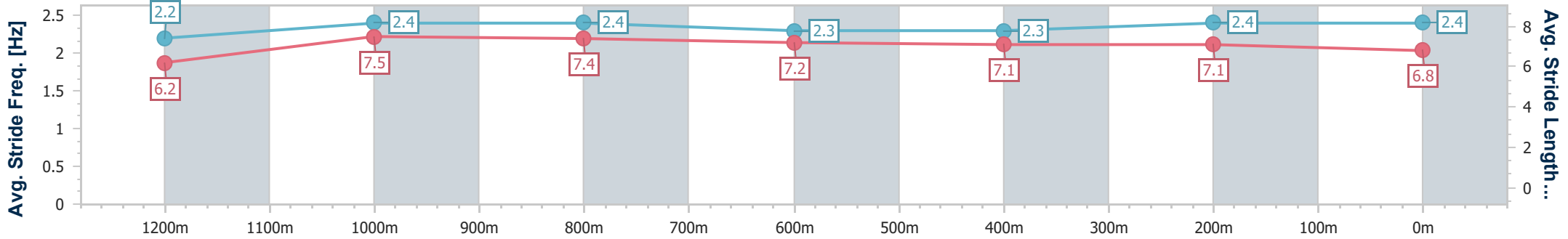
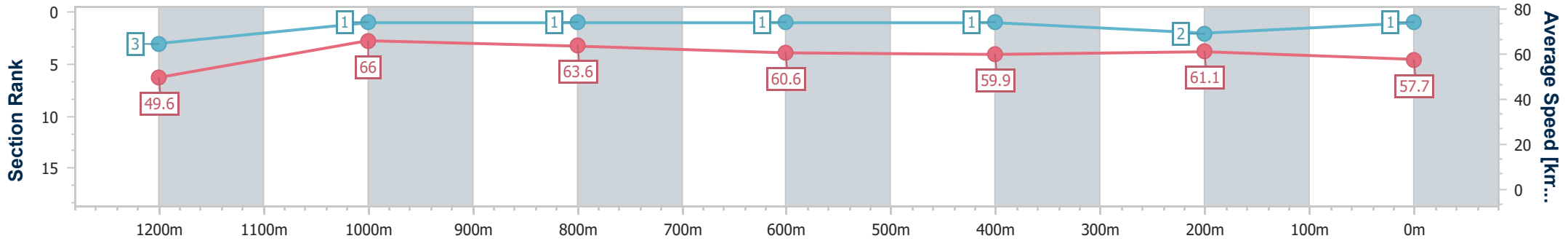


Doomben QLD Professional
Race 4: DRINKWISE Class 3 Plate - 1350m
 17 August 2024 - 14:04
 Track Rating: Heavy 8, Weather: Fine, Rail Position: True



BRISBANE
RACING CLUB

Section	Overall	1200m	1000m	800m	600m	400m	200m
Section Times	1:21.23 [1] (0:10.85)	1:10.38 [3] (0:10.90)	0:59.48 [1] (0:11.34)	0:48.14 [1] (0:11.90)	0:36.24 [1] (0:12.03)	0:24.21 [1] (0:11.75)	0:12.46 [2] (0:12.46)
Average Speed [km/h]	49.6	66.0	63.6	60.6	59.9	61.1	57.7
Top Speed [km/h]	66.2	67.2	65.5	62.4	60.6	63.5	61.5
Avg. Dist. to Rail [m]	8.1	1.6	0.3	0.2	0.4	0.7	0.3
Avg. Stride Freq. [Hz]	2.2	2.4	2.4	2.3	2.3	2.4	2.4
Avg. Stride Length [m]	6.2	7.5	7.4	7.2	7.1	7.1	6.8



- [] Ranking at each section and finish
- .-.- No data available at this section
- NA No data available



Horse/Jockey Name	Billionair Baby
Final Rank	2
Fastest Section Time (Section)	0:11.07 (1200m)
Top Speed [km/h] (Section)	66.1 (1200m)
Race State	Finished

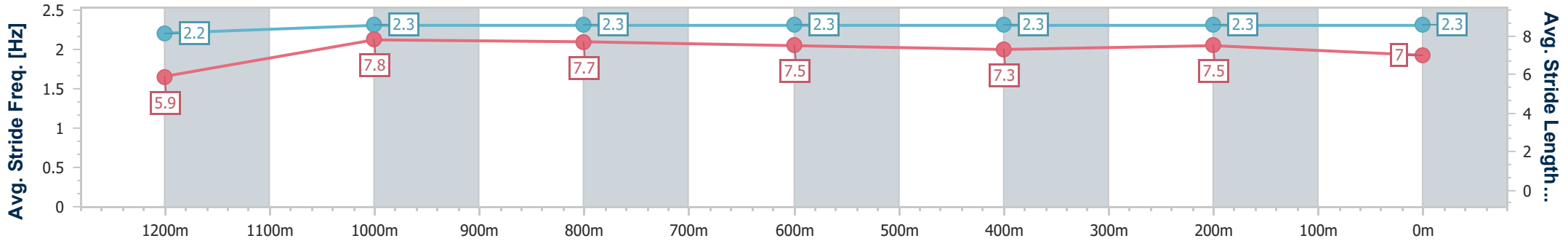
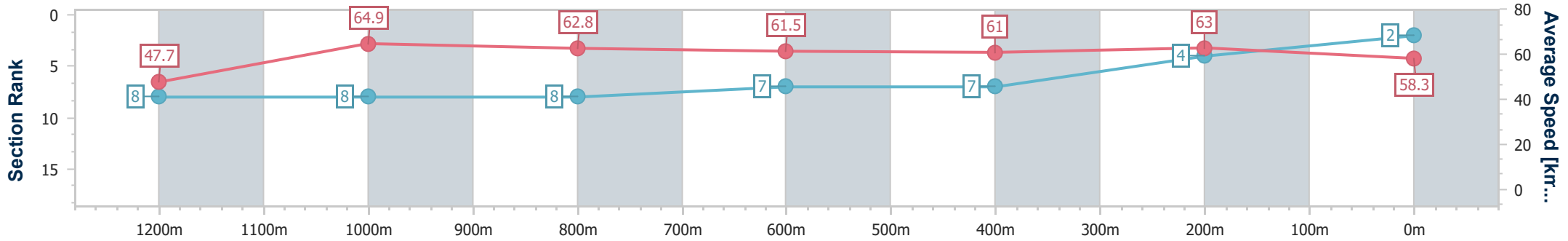


Doomben QLD Professional
Race 4: DRINKWISE Class 3 Plate - 1350m
 17 August 2024 - 14:04
 Track Rating: Heavy 8, Weather: Fine, Rail Position: True



BRISBANE
RACING CLUB

Section	Overall	1200m	1000m	800m	600m	400m	200m
Section Times	1:21.35 [2] (0:11.36)	1:09.99 [8] (0:11.07)	0:58.92 [8] (0:11.49)	0:47.43 [8] (0:11.75)	0:35.68 [7] (0:11.87)	0:23.81 [7] (0:11.43)	0:12.38 [4] (0:12.38)
Average Speed [km/h]	47.7	64.9	62.8	61.5	61.0	63.0	58.3
Top Speed [km/h]	65.7	66.1	64.2	63.1	62.5	64.0	61.9
Avg. Dist. to Rail [m]	3.7	0.4	0.3	0.9	0.9	2.7	3.5
Avg. Stride Freq. [Hz]	2.2	2.3	2.3	2.3	2.3	2.3	2.3
Avg. Stride Length [m]	5.9	7.8	7.7	7.5	7.3	7.5	7.0



- [] Ranking at each section and finish
- .-.- No data available at this section
- NA No data available



Horse/Jockey Name	Ivan's Hero
Final Rank	3
Fastest Section Time (Section)	0:10.84 (Overall)
Top Speed [km/h] (Section)	66.1 (1200m)
Race State	Finished

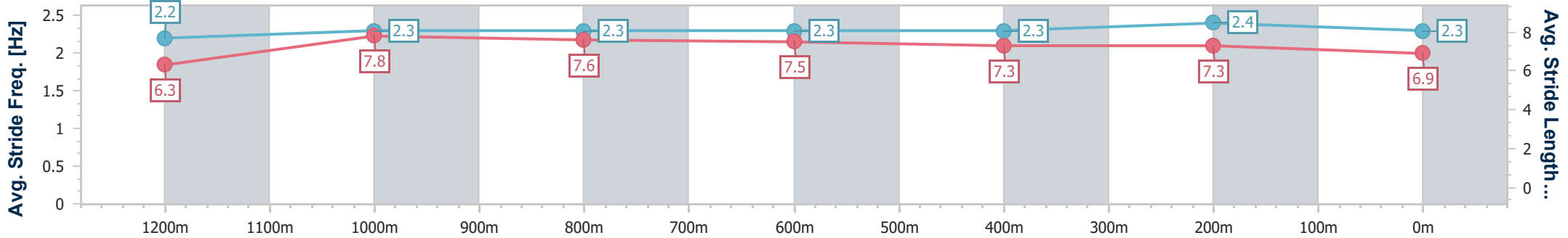
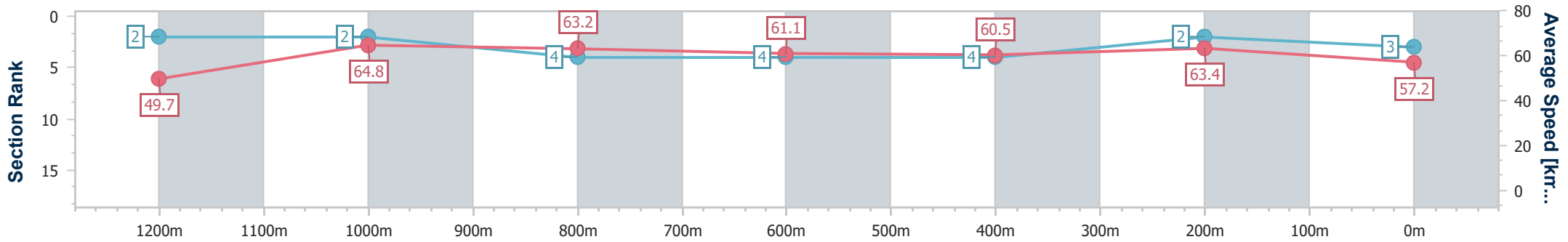


Doomben QLD Professional
Race 4: DRINKWISE Class 3 Plate - 1350m
 17 August 2024 - 14:04
 Track Rating: Heavy 8, Weather: Fine, Rail Position: True



BRISBANE
RACING CLUB

Section	Overall	1200m	1000m	800m	600m	400m	200m
Section Times	1:21.35 [3] (0:10.84)	1:10.51 [2] (0:11.11)	0:59.40 [2] (0:11.43)	0:47.97 [4] (0:11.89)	0:36.08 [4] (0:12.06)	0:24.02 [4] (0:11.44)	0:12.58 [2] (0:12.58)
Average Speed [km/h]	49.7	64.8	63.2	61.1	60.5	63.4	57.2
Top Speed [km/h]	64.7	66.1	65.0	62.2	62.8	64.8	61.0
Avg. Dist. to Rail [m]	7.1	0.9	0.6	1.9	2.4	3.8	3.4
Avg. Stride Freq. [Hz]	2.2	2.3	2.3	2.3	2.3	2.4	2.3
Avg. Stride Length [m]	6.3	7.8	7.6	7.5	7.3	7.3	6.9



- [] Ranking at each section and finish
- .-.- No data available at this section
- NA No data available



Horse/Jockey Name	Quothquan
Final Rank	4
Fastest Section Time (Section)	0:11.23 (1200m)
Top Speed [km/h] (Section)	65.7 (400m)
Race State	Finished

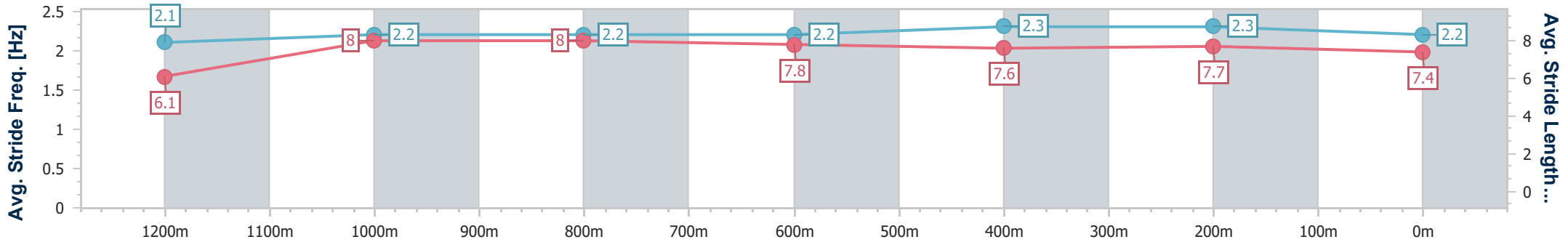
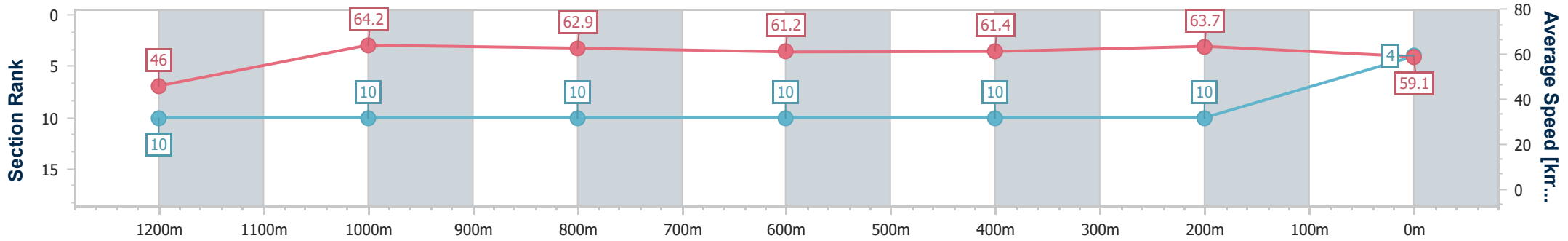


Doomben QLD Professional
Race 4: DRINKWISE Class 3 Plate - 1350m
 17 August 2024 - 14:04
 Track Rating: Heavy 8, Weather: Fine, Rail Position: True



BRISBANE
RACING CLUB

Section	Overall	1200m	1000m	800m	600m	400m	200m
Section Times	1:21.40 [4] (0:11.75)	1:09.65 [10] (0:11.23)	0:58.42 [10] (0:11.49)	0:46.93 [10] (0:11.76)	0:35.17 [10] (0:11.68)	0:23.49 [10] (0:11.31)	0:12.18 [10] (0:12.18)
Average Speed [km/h]	46.0	64.2	62.9	61.2	61.4	63.7	59.1
Top Speed [km/h]	64.1	65.4	64.9	62.9	62.8	65.7	61.6
Avg. Dist. to Rail [m]	8.6	1.4	0.9	0.2	0.3	0.8	0.5
Avg. Stride Freq. [Hz]	2.1	2.2	2.2	2.2	2.3	2.3	2.2
Avg. Stride Length [m]	6.1	8.0	8.0	7.8	7.6	7.7	7.4



- [] Ranking at each section and finish
- .-.- No data available at this section
- NA No data available



Horse/Jockey Name	Castillian
Final Rank	5
Fastest Section Time (Section)	0:11.28 (1200m)
Top Speed [km/h] (Section)	64.6 (600m)
Race State	Finished

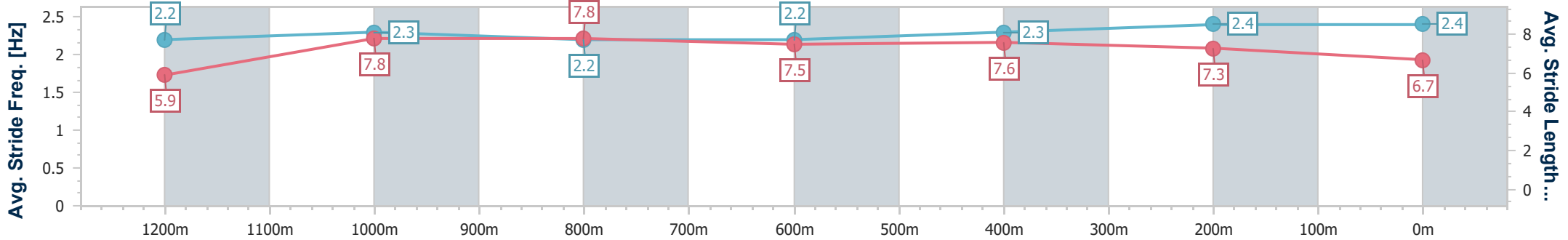
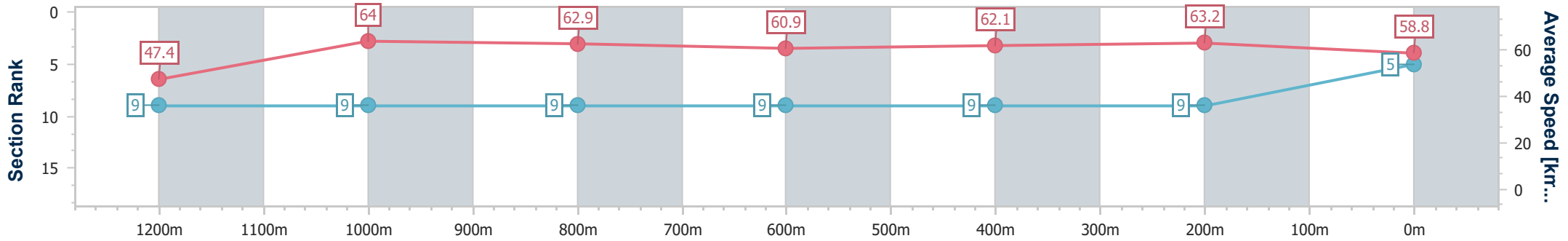


Doomben QLD Professional
Race 4: DRINKWISE Class 3 Plate - 1350m
 17 August 2024 - 14:04
 Track Rating: Heavy 8, Weather: Fine, Rail Position: True



BRISBANE
RACING CLUB

Section	Overall	1200m	1000m	800m	600m	400m	200m
Section Times	1:21.44 [5] (0:11.40)	1:10.04 [9] (0:11.28)	0:58.76 [9] (0:11.47)	0:47.29 [9] (0:11.92)	0:35.37 [9] (0:11.70)	0:23.67 [9] (0:11.41)	0:12.26 [9] (0:12.26)
Average Speed [km/h]	47.4	64.0	62.9	60.9	62.1	63.2	58.8
Top Speed [km/h]	63.7	64.4	63.8	63.2	64.6	64.5	62.1
Avg. Dist. to Rail [m]	7.0	1.2	1.7	1.6	1.3	3.0	4.4
Avg. Stride Freq. [Hz]	2.2	2.3	2.2	2.2	2.3	2.4	2.4
Avg. Stride Length [m]	5.9	7.8	7.8	7.5	7.6	7.3	6.7



- [] Ranking at each section and finish
- .-.- No data available at this section
- NA No data available



Horse/Jockey Name	I See You Coming
Final Rank	6
Fastest Section Time (Section)	0:10.80 (Overall)
Top Speed [km/h] (Section)	65.2 (1200m)
Race State	Finished

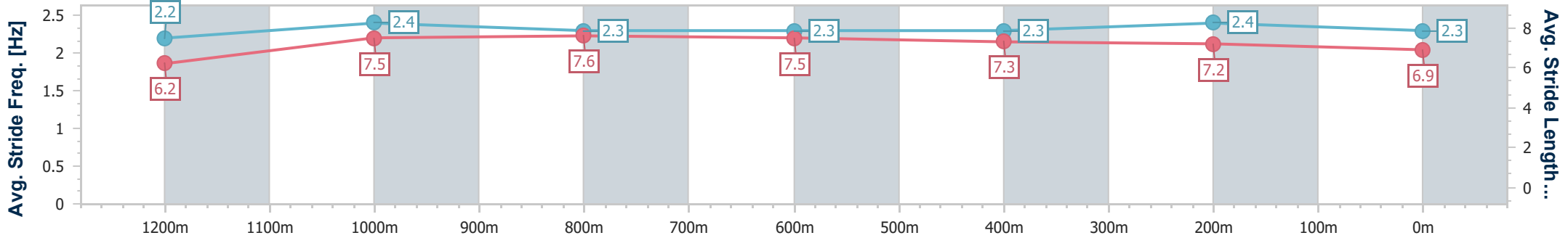
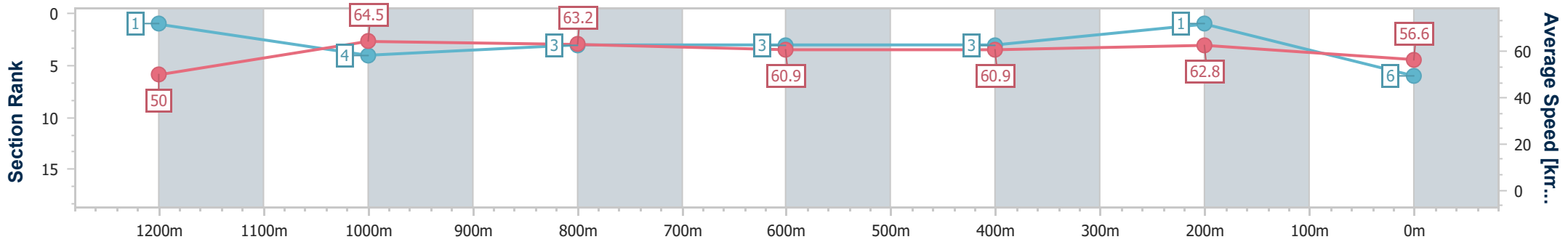


Doomben QLD Professional
Race 4: DRINKWISE Class 3 Plate - 1350m
 17 August 2024 - 14:04
 Track Rating: Heavy 8, Weather: Fine, Rail Position: True



BRISBANE
RACING CLUB

Section	Overall	1200m	1000m	800m	600m	400m	200m
Section Times	1:21.46 [6] (0:10.80)	1:10.66 [1] (0:11.18)	0:59.48 [4] (0:11.36)	0:48.12 [3] (0:11.84)	0:36.28 [3] (0:12.06)	0:24.22 [3] (0:11.52)	0:12.70 [1] (0:12.70)
Average Speed [km/h]	50.0	64.5	63.2	60.9	60.9	62.8	56.6
Top Speed [km/h]	64.9	65.2	64.7	62.4	62.0	64.9	61.0
Avg. Dist. to Rail [m]	4.2	0.5	0.7	1.0	2.7	2.7	1.4
Avg. Stride Freq. [Hz]	2.2	2.4	2.3	2.3	2.3	2.4	2.3
Avg. Stride Length [m]	6.2	7.5	7.6	7.5	7.3	7.2	6.9



- [] Ranking at each section and finish
- .-.- No data available at this section
- NA No data available



Horse/Jockey Name	Pentito
Final Rank	7
Fastest Section Time (Section)	0:11.02 (Overall)
Top Speed [km/h] (Section)	64.9 (1200m)
Race State	Finished

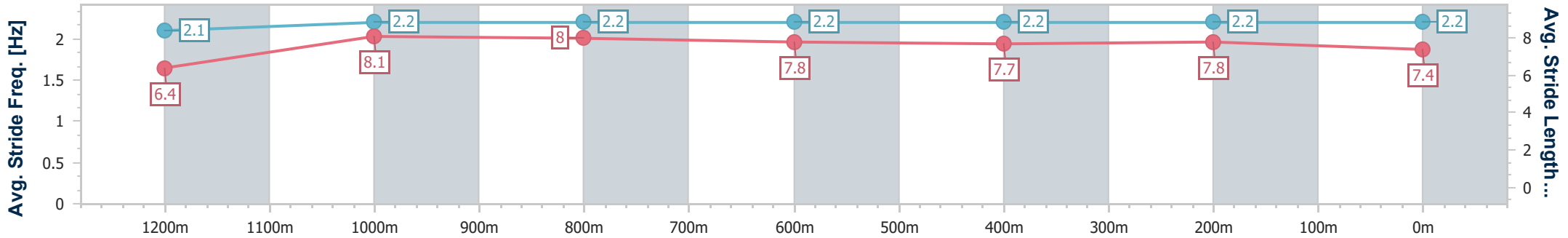
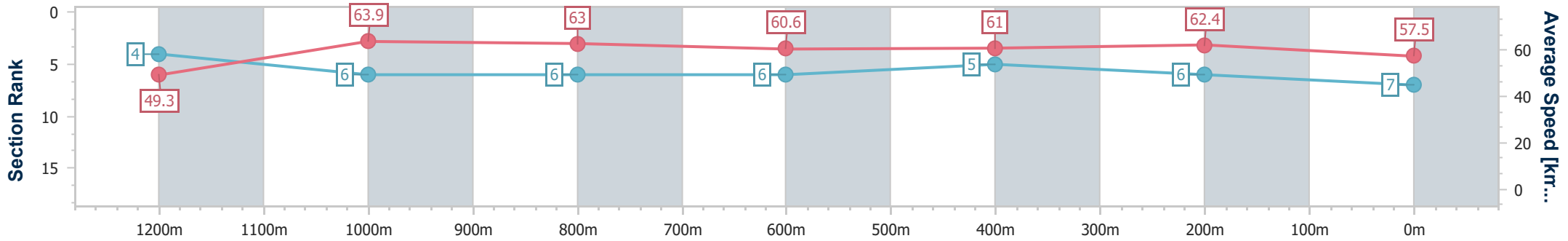


Doomben QLD Professional
Race 4: DRINKWISE Class 3 Plate - 1350m
 17 August 2024 - 14:04
 Track Rating: Heavy 8, Weather: Fine, Rail Position: True



BRISBANE
RACING CLUB

Section	Overall	1200m	1000m	800m	600m	400m	200m
Section Times	1:21.53 [7] (0:11.02)	1:10.51 [4] (0:11.23)	0:59.28 [6] (0:11.36)	0:47.92 [6] (0:11.88)	0:36.04 [6] (0:11.96)	0:24.08 [5] (0:11.58)	0:12.50 [6] (0:12.50)
Average Speed [km/h]	49.3	63.9	63.0	60.6	61.0	62.4	57.5
Top Speed [km/h]	64.6	64.9	63.8	62.6	62.8	64.0	60.1
Avg. Dist. to Rail [m]	2.2	1.7	2.7	1.8	2.7	0.5	1.0
Avg. Stride Freq. [Hz]	2.1	2.2	2.2	2.2	2.2	2.2	2.2
Avg. Stride Length [m]	6.4	8.1	8.0	7.8	7.7	7.8	7.4



- [] Ranking at each section and finish
- .-.- No data available at this section
- NA No data available



Horse/Jockey Name	Orient's Secret
Final Rank	8
Fastest Section Time (Section)	0:11.06 (Overall)
Top Speed [km/h] (Section)	65.6 (1200m)
Race State	Finished

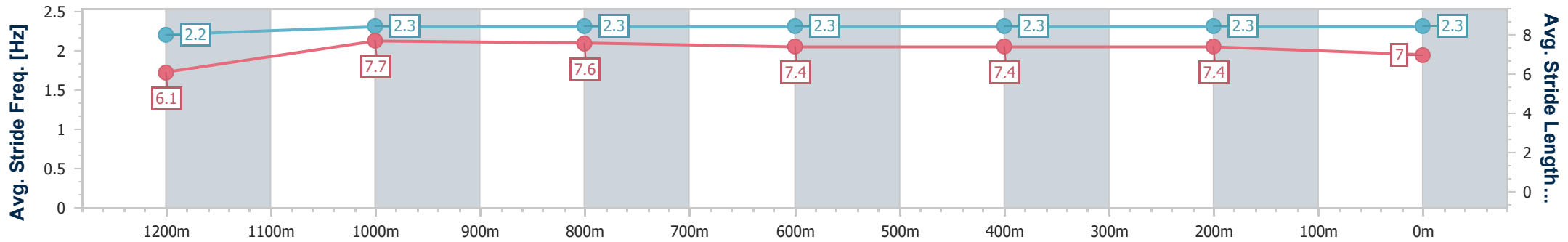
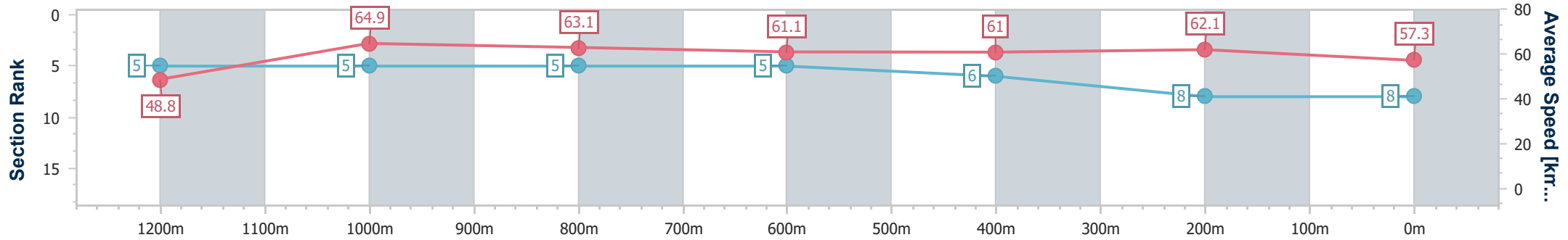


Doomben QLD Professional
Race 4: DRINKWISE Class 3 Plate - 1350m
 17 August 2024 - 14:04
 Track Rating: Heavy 8, Weather: Fine, Rail Position: True



BRISBANE
RACING CLUB

Section	Overall	1200m	1000m	800m	600m	400m	200m
Section Times	1:21.78 [8] (0:11.06)	1:10.72 [5] (0:11.13)	0:59.59 [5] (0:11.42)	0:48.17 [5] (0:11.87)	0:36.30 [5] (0:12.04)	0:24.26 [6] (0:11.66)	0:12.60 [8] (0:12.60)
Average Speed [km/h]	48.8	64.9	63.1	61.1	61.0	62.1	57.3
Top Speed [km/h]	64.9	65.6	63.8	62.7	61.8	63.2	61.0
Avg. Dist. to Rail [m]	5.1	1.3	0.9	1.7	3.3	4.2	4.3
Avg. Stride Freq. [Hz]	2.2	2.3	2.3	2.3	2.3	2.3	2.3
Avg. Stride Length [m]	6.1	7.7	7.6	7.4	7.4	7.4	7.0



- [] Ranking at each section and finish
- .-.- No data available at this section
- NA No data available



Horse/Jockey Name	Rebel Shadow
Final Rank	9
Fastest Section Time (Section)	0:11.21 (Overall)
Top Speed [km/h] (Section)	64.9 (1200m)
Race State	Finished

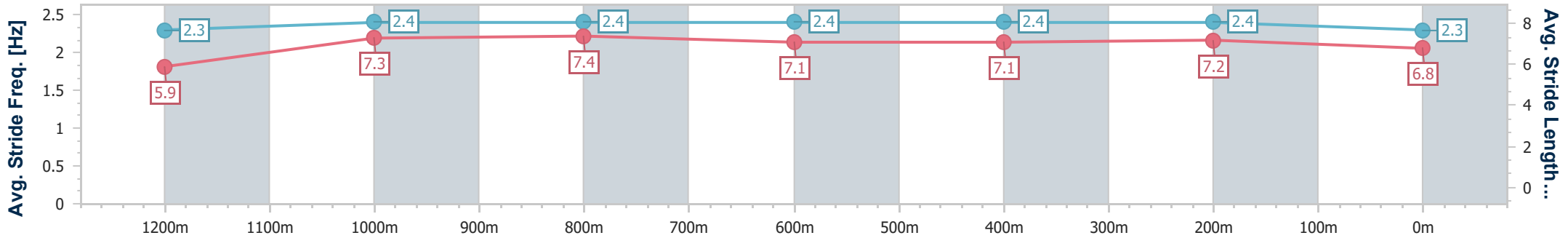
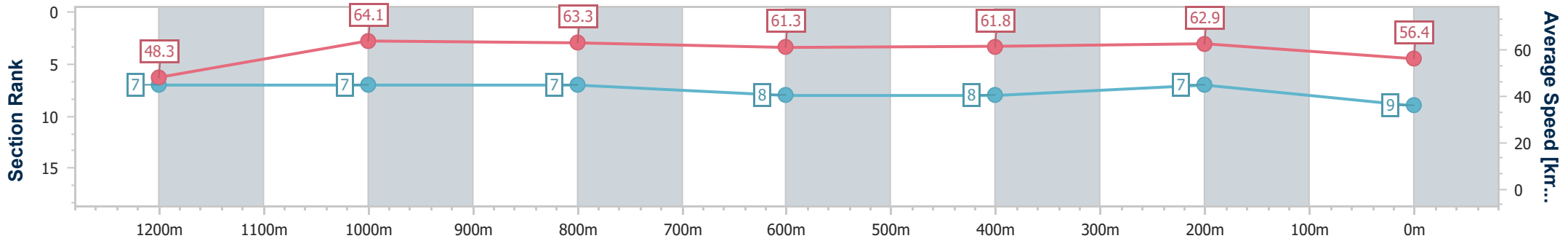


Doomben QLD Professional
Race 4: DRINKWISE Class 3 Plate - 1350m
 17 August 2024 - 14:04
 Track Rating: Heavy 8, Weather: Fine, Rail Position: True



BRISBANE
RACING CLUB

Section	Overall	1200m	1000m	800m	600m	400m	200m
Section Times	1:21.89 [9] (0:11.21)	1:10.68 [7] (0:11.22)	0:59.46 [7] (0:11.37)	0:48.09 [7] (0:11.94)	0:36.15 [8] (0:11.90)	0:24.25 [8] (0:11.52)	0:12.73 [7] (0:12.73)
Average Speed [km/h]	48.3	64.1	63.3	61.3	61.8	62.9	56.4
Top Speed [km/h]	64.4	64.9	64.5	63.2	63.8	63.5	61.9
Avg. Dist. to Rail [m]	3.7	0.7	0.6	3.1	3.5	3.2	3.5
Avg. Stride Freq. [Hz]	2.3	2.4	2.4	2.4	2.4	2.4	2.3
Avg. Stride Length [m]	5.9	7.3	7.4	7.1	7.1	7.2	6.8



- [] Ranking at each section and finish
- .-.- No data available at this section
- NA No data available



Horse/Jockey Name	American Phireball
Final Rank	10
Fastest Section Time (Section)	0:10.82 (1200m)
Top Speed [km/h] (Section)	68.0 (1200m)
Race State	Finished

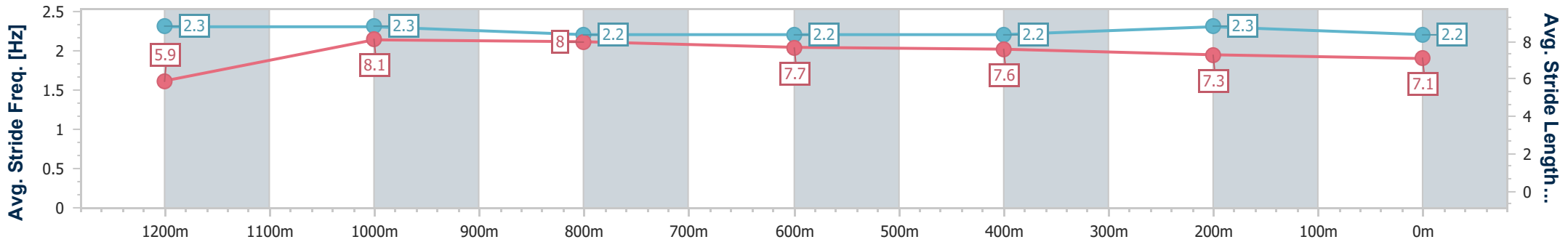
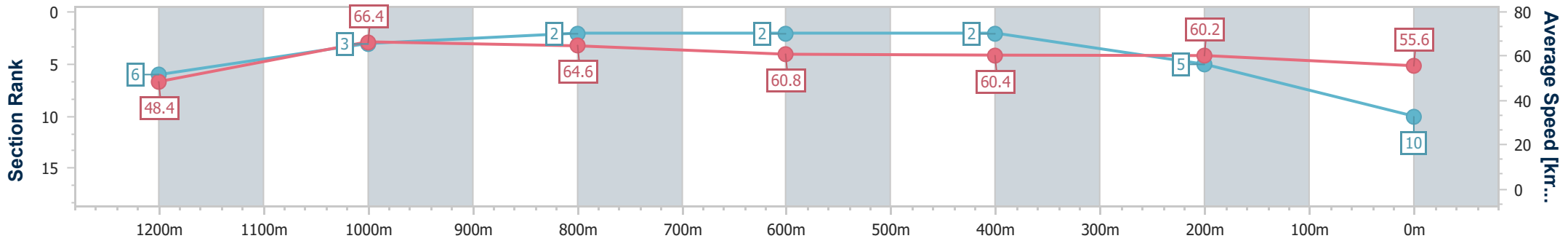


Doomben QLD Professional
Race 4: DRINKWISE Class 3 Plate - 1350m
 17 August 2024 - 14:04
 Track Rating: Heavy 8, Weather: Fine, Rail Position: True



BRISBANE
RACING CLUB

Section	Overall	1200m	1000m	800m	600m	400m	200m
Section Times	1:21.95 [10] (0:11.16)	1:10.79 [6] (0:10.82)	0:59.97 [3] (0:11.16)	0:48.81 [2] (0:11.93)	0:36.88 [2] (0:11.97)	0:24.91 [2] (0:11.94)	0:12.97 [5] (0:12.97)
Average Speed [km/h]	48.4	66.4	64.6	60.8	60.4	60.2	55.6
Top Speed [km/h]	63.3	68.0	67.4	62.5	60.8	62.4	58.4
Avg. Dist. to Rail [m]	6.2	2.7	1.4	1.1	0.7	1.1	0.7
Avg. Stride Freq. [Hz]	2.3	2.3	2.2	2.2	2.2	2.3	2.2
Avg. Stride Length [m]	5.9	8.1	8.0	7.7	7.6	7.3	7.1



- [] Ranking at each section and finish
- .-.- No data available at this section
- NA No data available



Doomben QLD Professional

Race 5: MORETON HIRE Fillies and Mares BENCHMARK 78 Handicap - 1200m

17 August 2024 - 14:39



BRISBANE
RACING CLUB

Track Rating: Heavy 8, Weather: Fine, Rail Position: True

Section		Overall	1000m	800m	600m	400m	200m	Last 600m						
Field Times		1:11.72 (0:13.00)	0:58.72 (0:10.43)	0:48.29 (0:11.27)	0:37.02 (0:11.84)	0:25.18 (0:12.20)	0:12.98 (0:12.98)	0:37.02						
Rank	TAB Horse/Jockey	Barrier	Top Speed [km/h]	Fastest Section										
													Margin	Distance Travelled [m]
1	6 SISTINE EXPLORER Bailey Wheeler	9	68.6	0:10.67	1:11.72 [1] (0:13.27)	0:58.45 [4] (0:10.67)	0:47.78 [6] (0:11.16)	0:36.62 [5] (0:11.86)	0:24.76 [5] (0:11.81)	0:12.95 [2] (0:12.95)	1:11.72	0:36.62		
2	7 TRANQUIL BAY Noel Callow	10	70.9	0:10.31	1:11.75 [2] (0:13.85)	0:57.90 [10] (0:10.31)	0:47.59 [7] (0:11.34)	0:36.25 [8] (0:12.12)	0:24.13 [9] (0:11.68)	0:12.45 [7] (0:12.45)	0.2L	0:36.25	+0	
3	8 LADY WARDELL Nikita Beriman	1	69.3	0:10.61	1:11.93 [3] (0:13.10)	0:58.83 [3] (0:10.61)	0:48.22 [2] (0:11.26)	0:36.96 [3] (0:11.76)	0:25.20 [3] (0:12.01)	0:13.19 [1] (0:13.19)	1.25L	0:36.96	-13	
4	1 NANAGUI Emily Lang	2	68.7	0:10.59	1:12.21 [4] (0:13.35)	0:58.86 [5] (0:10.59)	0:48.27 [5] (0:11.13)	0:37.14 [4] (0:11.86)	0:25.28 [4] (0:12.04)	0:13.24 [5] (0:13.24)	2.9L	0:37.14	-5	
5	10 ANOTHER PEDRILLE Cejay Graham	8	69.1	0:10.63	1:12.45 [5] (0:13.68)	0:58.77 [8] (0:10.63)	0:48.14 [8] (0:11.11)	0:37.03 [7] (0:11.86)	0:25.17 [7] (0:11.98)	0:13.19 [6] (0:13.19)	4.33L	0:37.03	-5	
6	2 HEROIC MISS Tahlia Fenlon	3	70.9	0:10.43	1:12.62 [6] (0:13.00)	0:59.62 [1] (0:10.43)	0:49.19 [1] (0:11.27)	0:37.92 [1] (0:11.84)	0:26.08 [2] (0:12.26)	0:13.82 [3] (0:13.82)	5.3L	0:37.92	-7	
7	3 BONCASSIE Courtney Bellamy	6	68.0	0:10.82	1:12.63 [7] (0:13.56)	0:59.07 [7] (0:10.82)	0:48.25 [9] (0:11.44)	0:36.81 [9] (0:11.77)	0:25.04 [8] (0:11.91)	0:13.13 [10] (0:13.13)	5.36L	0:36.81	-11	
8	5 LENNIC Damien Thornton	5	69.5	0:10.61	1:12.71 [8] (0:13.10)	0:59.61 [2] (0:10.61)	0:49.00 [2] (0:11.15)	0:37.85 [2] (0:11.68)	0:26.17 [1] (0:12.30)	0:13.87 [4] (0:13.87)	5.85L	0:37.85	-10	
9	9 YELLOWHAMMER Kyle Wilson-Taylor	7	68.1	0:10.80	1:12.74 [9] (0:13.73)	0:59.01 [9] (0:10.80)	0:48.21 [10] (0:11.39)	0:36.82 [10] (0:11.82)	0:25.00 [10] (0:11.70)	0:13.30 [9] (0:13.30)	6L	0:36.82	-4	
10	4 MISS MIDDLE PARK Angela Jones	4	70.4	0:10.48	1:13.06 [10] (0:13.37)	0:59.69 [6] (0:10.48)	0:49.21 [4] (0:11.45)	0:37.76 [6] (0:11.94)	0:25.82 [6] (0:12.12)	0:13.70 [8] (0:13.70)	7.9L	0:37.76	+0	

[] Ranking at each section and finish
 -:-:- No data available at this section
 NA No data available

SCN Saddle cloth number
 DNF Did not finish
 DNT Did not track



Horse/Jockey Name	Sistine Explorer
Final Rank	1
Fastest Section Time (Section)	0:10.67 (1000m)
Top Speed [km/h] (Section)	68.6 (Overall)
Race State	Finished



Doomben QLD Professional
Race 5: MORETON HIRE Fillies and Mares BENCHMARK 78
Handicap - 1200m

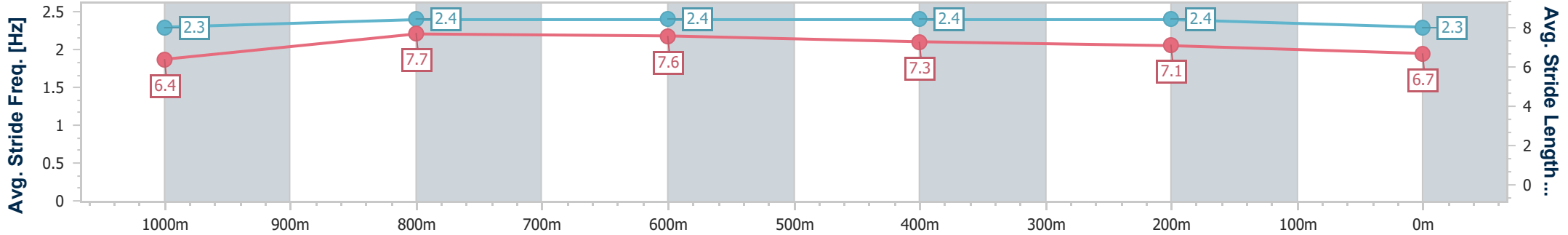
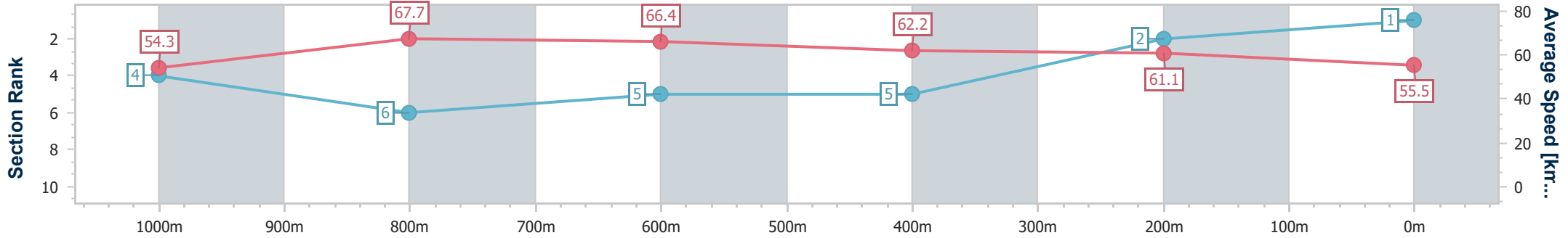
17 August 2024 - 14:39

Track Rating: Heavy 8, Weather: Fine, Rail Position: True



BRISBANE
RACING CLUB

Section	Overall	1000m	800m	600m	400m	200m
Section Times	1:11.72 [1] (0:13.27)	0:58.45 [4] (0:10.67)	0:47.78 [6] (0:11.16)	0:36.62 [5] (0:11.86)	0:24.76 [5] (0:11.81)	0:12.95 [2] (0:12.95)
Average Speed [km/h]	54.3	67.7	66.4	62.2	61.1	55.5
Top Speed [km/h]	68.6	68.5	68.3	64.2	63.3	58.8
Avg. Dist. to Rail [m]	8.6	2.5	5.4	4.0	1.6	2.1
Avg. Stride Freq. [Hz]	2.3	2.4	2.4	2.4	2.4	2.3
Avg. Stride Length [m]	6.4	7.7	7.6	7.3	7.1	6.7



- [] Ranking at each section and finish
- .-.- No data available at this section
- NA No data available



Horse/Jockey Name	Tranquil Bay
Final Rank	2
Fastest Section Time (Section)	0:10.31 (1000m)
Top Speed [km/h] (Section)	70.9 (1000m)
Race State	Finished



Doomben QLD Professional
Race 5: MORETON HIRE Fillies and Mares BENCHMARK 78
Handicap - 1200m

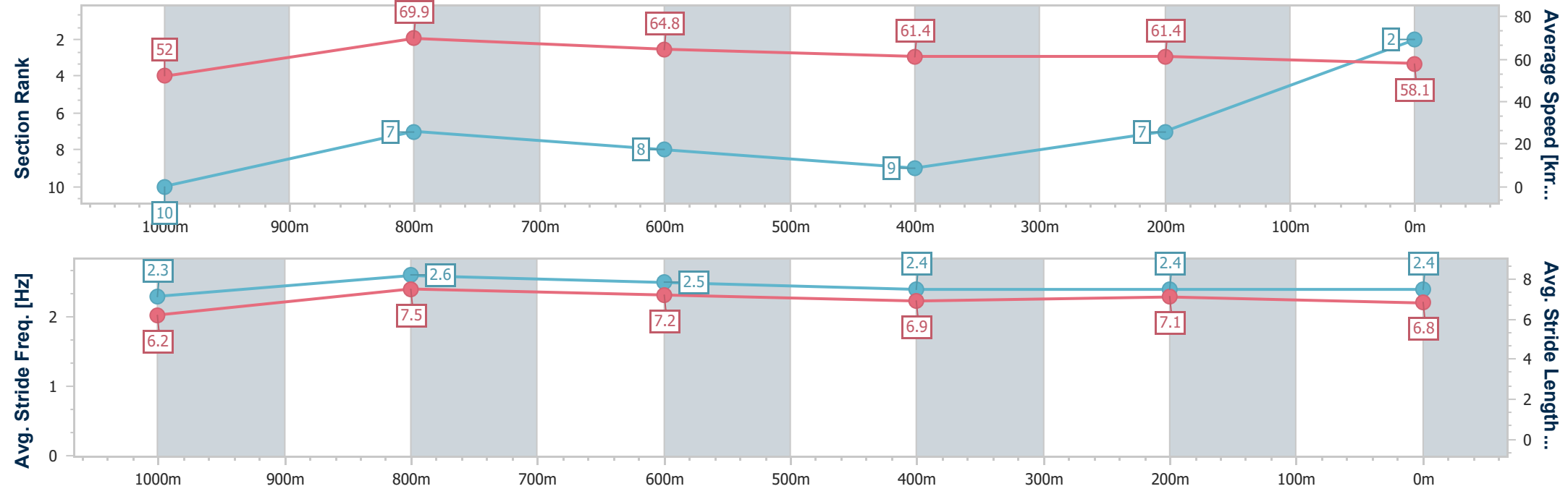
17 August 2024 - 14:39

Track Rating: Heavy 8, Weather: Fine, Rail Position: True



BRISBANE
RACING CLUB

Section	Overall	1000m	800m	600m	400m	200m
Section Times	1:11.75 [2] (0:13.85)	0:57.90 [10] (0:10.31)	0:47.59 [7] (0:11.34)	0:36.25 [8] (0:12.12)	0:24.13 [9] (0:11.68)	0:12.45 [7] (0:12.45)
Average Speed [km/h]	52.0	69.9	64.8	61.4	61.4	58.1
Top Speed [km/h]	69.3	70.9	67.1	64.2	63.7	61.1
Avg. Dist. to Rail [m]	7.8	0.6	4.2	6.6	1.7	4.4
Avg. Stride Freq. [Hz]	2.3	2.6	2.5	2.4	2.4	2.4
Avg. Stride Length [m]	6.2	7.5	7.2	6.9	7.1	6.8



- [] Ranking at each section and finish
- .-.- No data available at this section
- NA No data available



Horse/Jockey Name	Lady Wardell
Final Rank	3
Fastest Section Time (Section)	0:10.61 (1000m)
Top Speed [km/h] (Section)	69.3 (1000m)
Race State	Finished



Doomben QLD Professional
Race 5: MORETON HIRE Fillies and Mares BENCHMARK 78
Handicap - 1200m

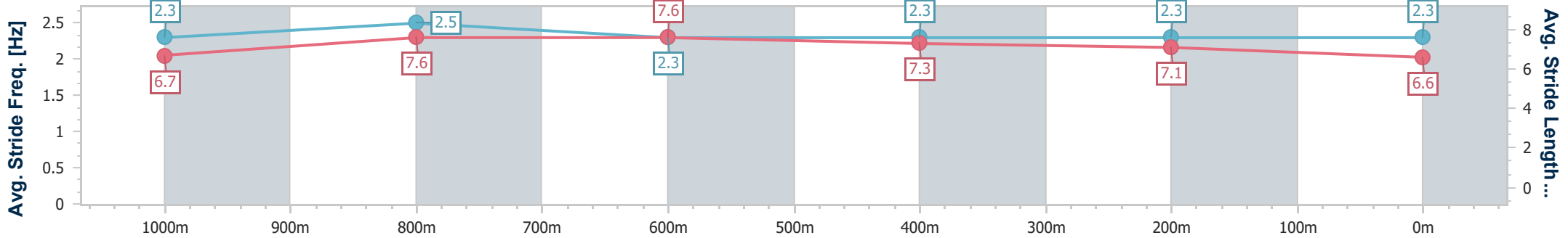
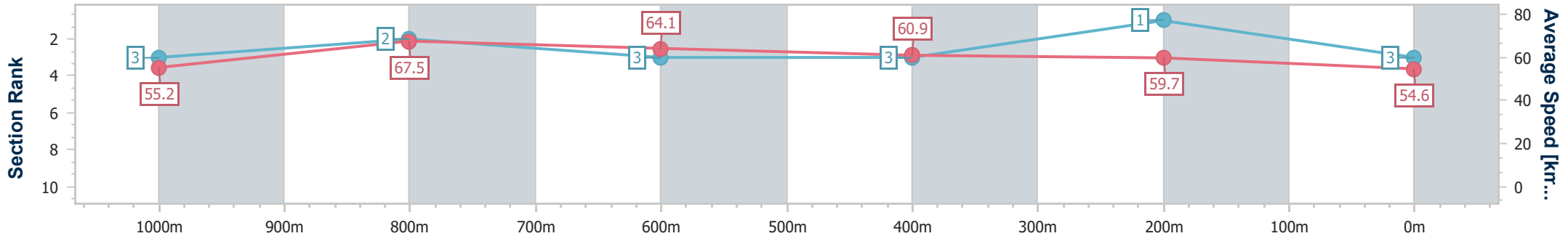
17 August 2024 - 14:39

Track Rating: Heavy 8, Weather: Fine, Rail Position: True



BRISBANE
RACING CLUB

Section	Overall	1000m	800m	600m	400m	200m
Section Times	1:11.93 [3] (0:13.10)	0:58.83 [3] (0:10.61)	0:48.22 [2] (0:11.26)	0:36.96 [3] (0:11.76)	0:25.20 [3] (0:12.01)	0:13.19 [1] (0:13.19)
Average Speed [km/h]	55.2	67.5	64.1	60.9	59.7	54.6
Top Speed [km/h]	69.1	69.3	66.4	64.6	60.9	58.5
Avg. Dist. to Rail [m]	1.7	0.8	0.6	0.9	1.6	1.1
Avg. Stride Freq. [Hz]	2.3	2.5	2.3	2.3	2.3	2.3
Avg. Stride Length [m]	6.7	7.6	7.6	7.3	7.1	6.6



- [] Ranking at each section and finish
- .-.- No data available at this section
- NA No data available



Horse/Jockey Name	Nanagui
Final Rank	4
Fastest Section Time (Section)	0:10.59 (1000m)
Top Speed [km/h] (Section)	68.7 (800m)
Race State	Finished



Doomben QLD Professional
Race 5: MORETON HIRE Fillies and Mares BENCHMARK 78
Handicap - 1200m

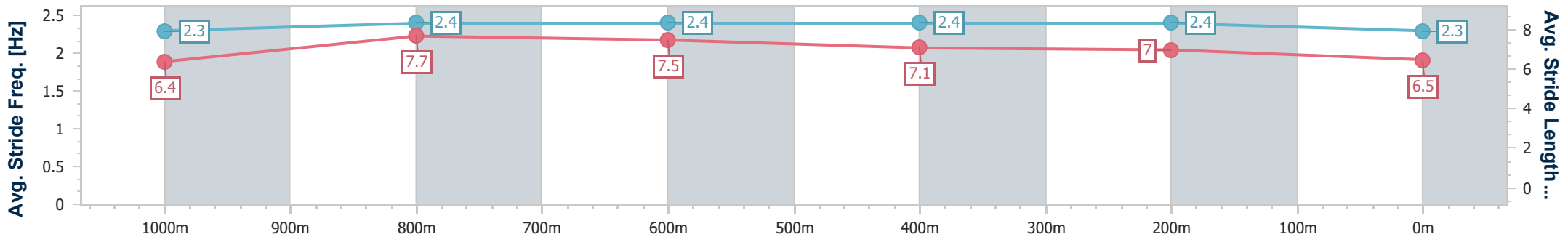
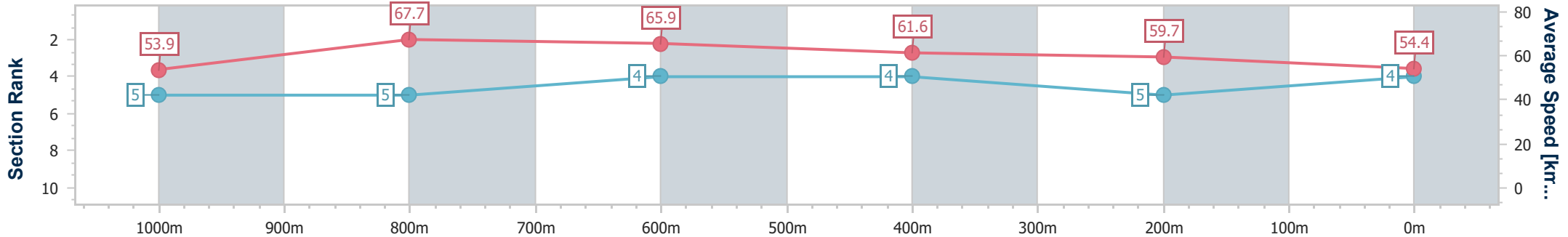
17 August 2024 - 14:39

Track Rating: Heavy 8, Weather: Fine, Rail Position: True



BRISBANE
RACING CLUB

Section	Overall	1000m	800m	600m	400m	200m
Section Times	1:12.21 [4] (0:13.35)	0:58.86 [5] (0:10.59)	0:48.27 [5] (0:11.13)	0:37.14 [4] (0:11.86)	0:25.28 [4] (0:12.04)	0:13.24 [5] (0:13.24)
Average Speed [km/h]	53.9	67.7	65.9	61.6	59.7	54.4
Top Speed [km/h]	68.4	68.5	68.7	63.3	61.3	58.3
Avg. Dist. to Rail [m]	2.8	0.8	3.2	2.3	2.5	3.1
Avg. Stride Freq. [Hz]	2.3	2.4	2.4	2.4	2.4	2.3
Avg. Stride Length [m]	6.4	7.7	7.5	7.1	7.0	6.5



- [] Ranking at each section and finish
- .-.- No data available at this section
- NA No data available



Horse/Jockey Name	Another Pedrille
Final Rank	5
Fastest Section Time (Section)	0:10.63 (1000m)
Top Speed [km/h] (Section)	69.1 (1000m)
Race State	Finished



Doomben QLD Professional
Race 5: MORETON HIRE Fillies and Mares BENCHMARK 78
Handicap - 1200m

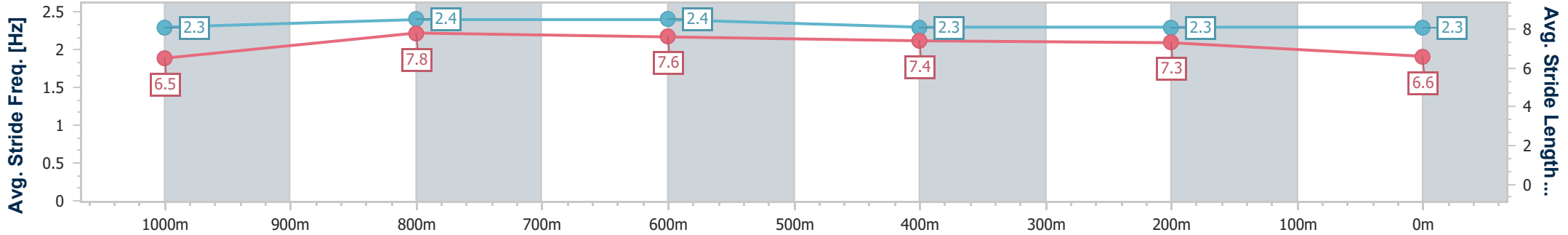
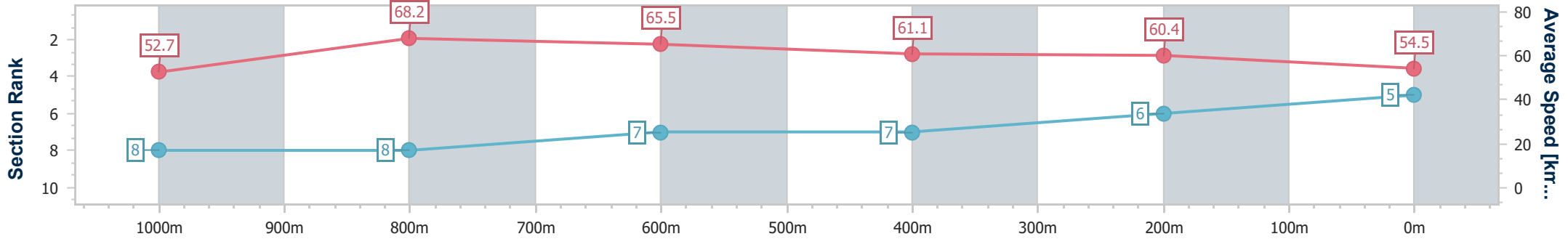
17 August 2024 - 14:39

Track Rating: Heavy 8, Weather: Fine, Rail Position: True



BRISBANE
RACING CLUB

Section	Overall	1000m	800m	600m	400m	200m
Section Times	1:12.45 [5] (0:13.68)	0:58.77 [8] (0:10.63)	0:48.14 [8] (0:11.11)	0:37.03 [7] (0:11.86)	0:25.17 [7] (0:11.98)	0:13.19 [6] (0:13.19)
Average Speed [km/h]	52.7	68.2	65.5	61.1	60.4	54.5
Top Speed [km/h]	67.7	69.1	67.6	64.2	62.2	59.3
Avg. Dist. to Rail [m]	7.0	2.5	2.6	1.5	2.8	4.2
Avg. Stride Freq. [Hz]	2.3	2.4	2.4	2.3	2.3	2.3
Avg. Stride Length [m]	6.5	7.8	7.6	7.4	7.3	6.6



- [] Ranking at each section and finish
- .-.- No data available at this section
- NA No data available



Horse/Jockey Name	Heroic Miss
Final Rank	6
Fastest Section Time (Section)	0:10.43 (1000m)
Top Speed [km/h] (Section)	70.9 (1000m)
Race State	Finished



Doomben QLD Professional
Race 5: MORETON HIRE Fillies and Mares BENCHMARK 78
Handicap - 1200m

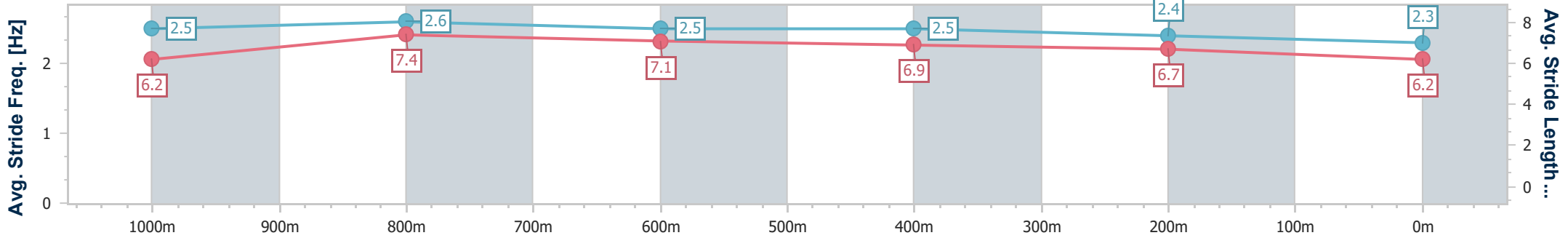
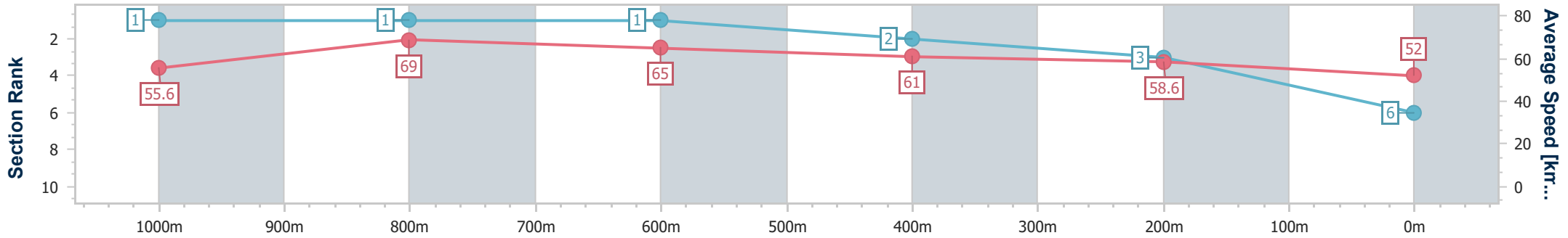
17 August 2024 - 14:39

Track Rating: Heavy 8, Weather: Fine, Rail Position: True



BRISBANE
RACING CLUB

Section	Overall	1000m	800m	600m	400m	200m
Section Times	1:12.62 [6] (0:13.00)	0:59.62 [1] (0:10.43)	0:49.19 [1] (0:11.27)	0:37.92 [1] (0:11.84)	0:26.08 [2] (0:12.26)	0:13.82 [3] (0:13.82)
Average Speed [km/h]	55.6	69.0	65.0	61.0	58.6	52.0
Top Speed [km/h]	69.4	70.9	66.9	63.2	59.6	56.5
Avg. Dist. to Rail [m]	3.7	1.2	2.8	0.9	0.4	1.0
Avg. Stride Freq. [Hz]	2.5	2.6	2.5	2.5	2.4	2.3
Avg. Stride Length [m]	6.2	7.4	7.1	6.9	6.7	6.2



- [] Ranking at each section and finish
- .-.- No data available at this section
- NA No data available



Horse/Jockey Name	Boncassie
Final Rank	7
Fastest Section Time (Section)	0:10.82 (1000m)
Top Speed [km/h] (Section)	68.0 (1000m)
Race State	Finished



Doomben QLD Professional
Race 5: MORETON HIRE Fillies and Mares BENCHMARK 78
Handicap - 1200m

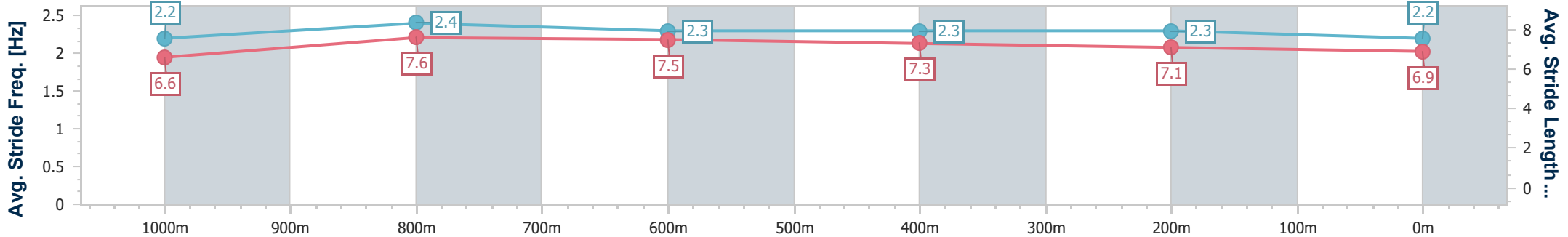
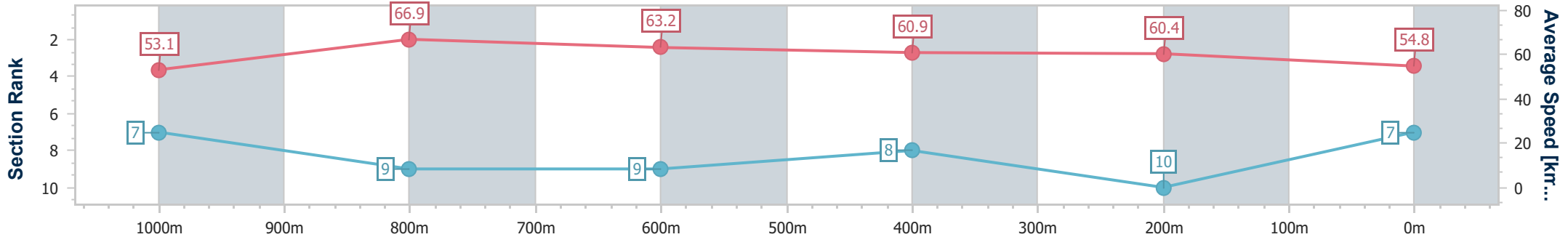
17 August 2024 - 14:39

Track Rating: Heavy 8, Weather: Fine, Rail Position: True



BRISBANE
RACING CLUB

Section	Overall	1000m	800m	600m	400m	200m
Section Times	1:12.63 [7] (0:13.56)	0:59.07 [7] (0:10.82)	0:48.25 [9] (0:11.44)	0:36.81 [9] (0:11.77)	0:25.04 [8] (0:11.91)	0:13.13 [10] (0:13.13)
Average Speed [km/h]	53.1	66.9	63.2	60.9	60.4	54.8
Top Speed [km/h]	66.1	68.0	64.4	62.5	61.3	59.0
Avg. Dist. to Rail [m]	4.8	1.4	0.7	0.4	0.8	3.6
Avg. Stride Freq. [Hz]	2.2	2.4	2.3	2.3	2.3	2.2
Avg. Stride Length [m]	6.6	7.6	7.5	7.3	7.1	6.9



- [] Ranking at each section and finish
- .-.- No data available at this section
- NA No data available



Horse/Jockey Name	Lennic
Final Rank	8
Fastest Section Time (Section)	0:10.61 (1000m)
Top Speed [km/h] (Section)	69.5 (1000m)
Race State	Finished



Doomben QLD Professional
Race 5: MORETON HIRE Fillies and Mares BENCHMARK 78
Handicap - 1200m

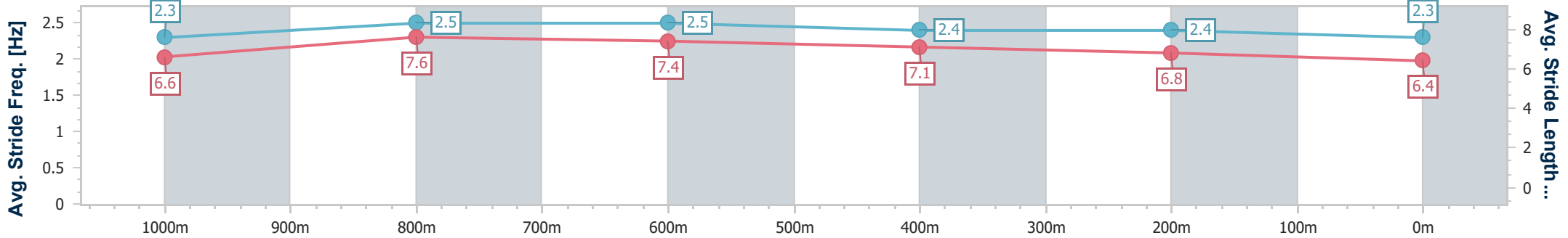
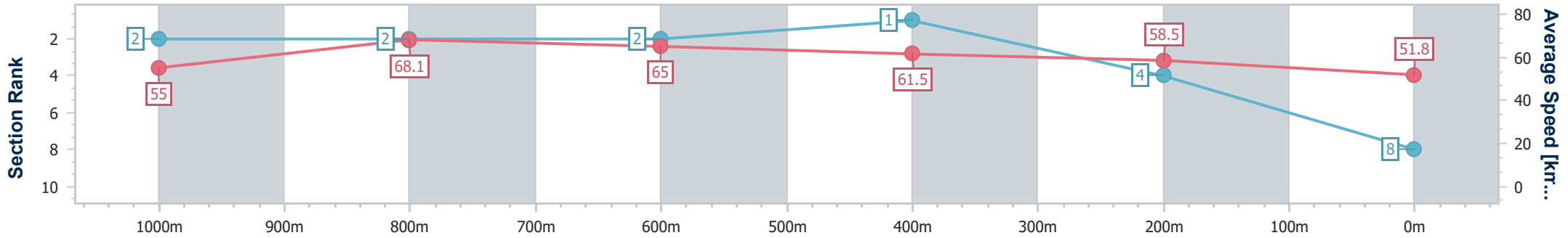
17 August 2024 - 14:39

Track Rating: Heavy 8, Weather: Fine, Rail Position: True



BRISBANE
RACING CLUB

Section	Overall	1000m	800m	600m	400m	200m
Section Times	1:12.71 [8] (0:13.10)	0:59.61 [2] (0:10.61)	0:49.00 [2] (0:11.15)	0:37.85 [2] (0:11.68)	0:26.17 [1] (0:12.30)	0:13.87 [4] (0:13.87)
Average Speed [km/h]	55.0	68.1	65.0	61.5	58.5	51.8
Top Speed [km/h]	68.5	69.5	66.9	64.5	60.8	56.0
Avg. Dist. to Rail [m]	5.3	2.3	1.2	0.7	0.7	1.6
Avg. Stride Freq. [Hz]	2.3	2.5	2.5	2.4	2.4	2.3
Avg. Stride Length [m]	6.6	7.6	7.4	7.1	6.8	6.4



- [] Ranking at each section and finish
- .-.- No data available at this section
- NA No data available



Horse/Jockey Name	Yellowhammer
Final Rank	9
Fastest Section Time (Section)	0:10.80 (1000m)
Top Speed [km/h] (Section)	68.1 (1000m)
Race State	Finished



Doomben QLD Professional
Race 5: MORETON HIRE Fillies and Mares BENCHMARK 78
Handicap - 1200m

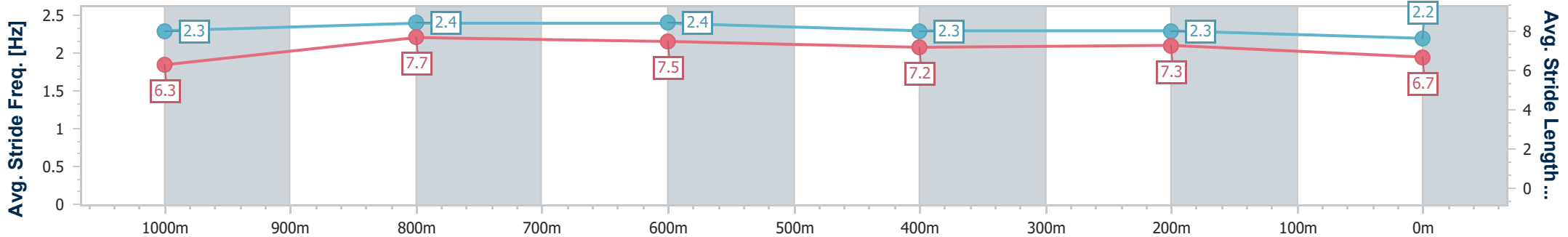
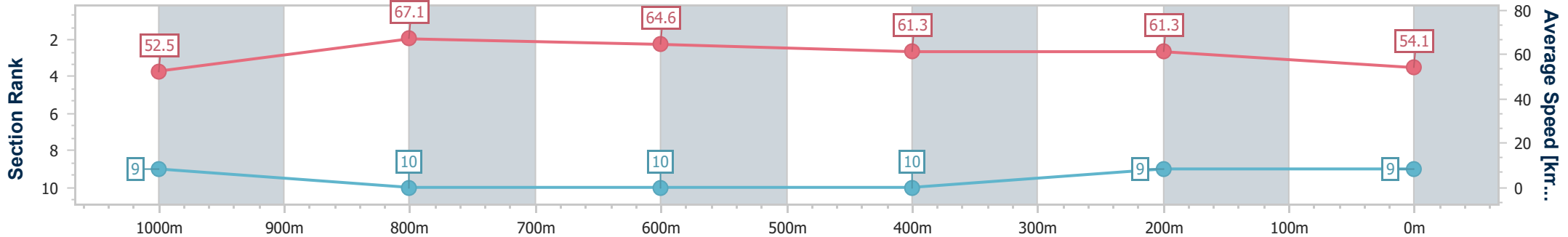
17 August 2024 - 14:39

Track Rating: Heavy 8, Weather: Fine, Rail Position: True



BRISBANE
RACING CLUB

Section	Overall	1000m	800m	600m	400m	200m
Section Times	1:12.74 [9] (0:13.73)	0:59.01 [9] (0:10.80)	0:48.21 [10] (0:11.39)	0:36.82 [10] (0:11.82)	0:25.00 [10] (0:11.70)	0:13.30 [9] (0:13.30)
Average Speed [km/h]	52.5	67.1	64.6	61.3	61.3	54.1
Top Speed [km/h]	66.9	68.1	66.0	63.7	63.7	58.6
Avg. Dist. to Rail [m]	6.6	2.5	4.1	1.8	1.0	2.2
Avg. Stride Freq. [Hz]	2.3	2.4	2.4	2.3	2.3	2.2
Avg. Stride Length [m]	6.3	7.7	7.5	7.2	7.3	6.7



- [] Ranking at each section and finish
- .-.- No data available at this section
- NA No data available



Horse/Jockey Name	Miss Middle Park
Final Rank	10
Fastest Section Time (Section)	0:10.48 (1000m)
Top Speed [km/h] (Section)	70.4 (1000m)
Race State	Finished

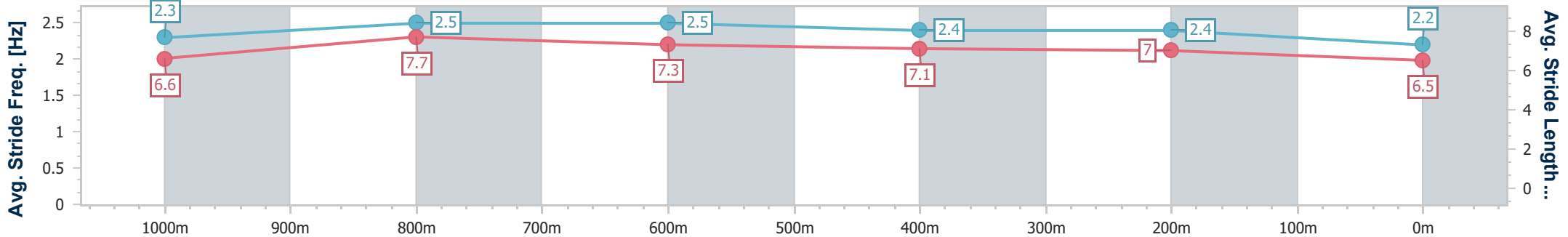
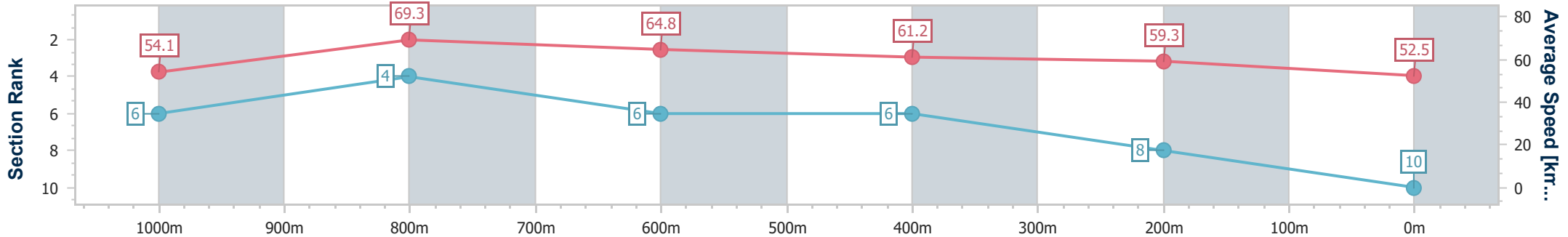


Doomben QLD Professional
Race 5: MORETON HIRE Fillies and Mares BENCHMARK 78
Handicap - 1200m
17 August 2024 - 14:39
Track Rating: Heavy 8, Weather: Fine, Rail Position: True



BRISBANE
RACING CLUB

Section	Overall	1000m	800m	600m	400m	200m
Section Times	1:13.06 [10] (0:13.37)	0:59.69 [6] (0:10.48)	0:49.21 [4] (0:11.45)	0:37.76 [6] (0:11.94)	0:25.82 [6] (0:12.12)	0:13.70 [8] (0:13.70)
Average Speed [km/h]	54.1	69.3	64.8	61.2	59.3	52.5
Top Speed [km/h]	70.0	70.4	67.8	63.5	62.3	56.9
Avg. Dist. to Rail [m]	3.1	2.9	5.4	2.4	0.6	1.0
Avg. Stride Freq. [Hz]	2.3	2.5	2.5	2.4	2.4	2.2
Avg. Stride Length [m]	6.6	7.7	7.3	7.1	7.0	6.5



- [] Ranking at each section and finish
- .-.- No data available at this section
- NA No data available



Doomben QLD Professional
Race 6: U&U RECRUITMENT Colts, Geldings and Entires BENCHMARK
78 Handicap - 1200m
17 August 2024 - 15:18



BRISBANE
RACING CLUB

Track Rating: Soft 7, Weather: Fine, Rail Position: True

Section		Overall	1000m	800m	600m	400m	200m	Last 600m					
Field Times		1:10.91 (0:13.05)	0:57.86 (0:10.84)	0:47.02 (0:11.19)	0:35.83 (0:11.46)	0:24.37 (0:11.71)	0:12.66 (0:12.66)	0:35.83					
Rank	TAB Horse/Jockey	Barrier	Top Speed [km/h]	Fastest Section								Margin	Distance Travelled [m]
1	13 DAYTONA Ryan Maloney	11	68.0 1000m	0:11.01 1000m	1:10.91 [1] (0:13.86)	0:57.05 [8] (0:11.01)	0:46.04 [8] (0:11.37)	0:34.67 [8] (0:11.11)	0:23.56 [7] (0:11.38)	0:12.18 [8] (0:12.18)	1:10.91	0:34.67	
2	1 BRERETON Emily Lang	4	67.6 Overall	0:10.82 1000m	1:11.00 [2] (0:13.20)	0:57.80 [2] (0:10.82)	0:46.98 [2] (0:11.36)	0:35.62 [3] (0:11.53)	0:24.09 [3] (0:11.39)	0:12.70 [2] (0:12.70)	0.52L	0:35.62	+2
3	12 NAVAL TRADER Nikita Beriman	1	66.7 1000m	0:10.95 1000m	1:11.03 [3] (0:13.20)	0:57.83 [3] (0:10.95)	0:46.88 [3] (0:11.15)	0:35.73 [2] (0:11.38)	0:24.35 [2] (0:11.57)	0:12.78 [1] (0:12.78)	0.74L	0:35.73	-2
4	9 MINTAKA LAD Damien Thornton	13	66.7 Overall	0:11.09 1000m	1:11.05 [4] (0:13.65)	0:57.40 [7] (0:11.09)	0:46.31 [7] (0:11.34)	0:34.97 [7] (0:11.29)	0:23.68 [8] (0:11.25)	0:12.43 [7] (0:12.43)	0.84L	0:34.97	+6
5	3 EMPEROR Cody Collis	12	66.4 1000m	0:11.20 1000m	1:11.28 [5] (0:13.36)	0:57.92 [5] (0:11.20)	0:46.72 [5] (0:11.22)	0:35.50 [6] (0:11.27)	0:24.23 [5] (0:11.42)	0:12.81 [4] (0:12.81)	2.19L	0:35.50	+3
6	10 HURTS SO GOOD James Orman	2	67.1 Overall	0:10.97 1000m	1:11.44 [6] (0:13.32)	0:58.12 [4] (0:10.97)	0:47.15 [4] (0:11.18)	0:35.97 [4] (0:11.48)	0:24.49 [4] (0:11.60)	0:12.89 [5] (0:12.89)	3.15L	0:35.97	+2
7	4 DEFIANT SPIRIT Bailey Wheeler	6	67.3 1000m	0:10.97 1000m	1:11.65 [7] (0:13.59)	0:58.06 [6] (0:10.97)	0:47.09 [6] (0:11.21)	0:35.88 [5] (0:11.31)	0:24.57 [6] (0:11.49)	0:13.08 [6] (0:13.08)	4.34L	0:35.88	-3
8	8 BUGALUGS Courtney Bellamy	3	68.1 Overall	0:10.84 1000m	1:11.65 [8] (0:13.05)	0:58.60 [1] (0:10.84)	0:47.76 [1] (0:11.19)	0:36.57 [1] (0:11.46)	0:25.11 [1] (0:11.80)	0:13.31 [3] (0:13.31)	4.35L	0:36.57	-3
9	5 SAFEWORK Marnu Potgieter	15	66.3 1000m	0:11.09 1000m	1:11.70 [9] (0:13.94)	0:57.76 [9] (0:11.09)	0:46.67 [9] (0:11.41)	0:35.26 [10] (0:11.33)	0:23.93 [10] (0:11.17)	0:12.76 [9] (0:12.76)	4.66L	0:35.26	-2
10	7 TUHINGA Tahlia Fenlon	9	67.1 Overall	0:11.13 1000m	1:12.28 [10] (0:13.94)	0:58.34 [10] (0:11.13)	0:47.21 [10] (0:11.33)	0:35.88 [9] (0:11.28)	0:24.60 [9] (0:11.64)	0:12.96 [10] (0:12.96)	8.05L	0:35.88	-1

Scratched: Pocket Full (#2), Beaux Rumble (#6), Addriel (#14), I See You Coming (#11), Rebel Shadow (#15)

[] Ranking at each section and finish
 -:-:- No data available at this section
 NA No data available
 SCN Saddle cloth number
 DNF Did not finish
 DNT Did not track



Horse/Jockey Name	Daytona
Final Rank	1
Fastest Section Time (Section)	0:11.01 (1000m)
Top Speed [km/h] (Section)	68.0 (1000m)
Race State	Finished



Doomben QLD Professional
Race 6: U&U RECRUITMENT Colts, Geldings and Entires
BENCHMARK 78 Handicap - 1200m

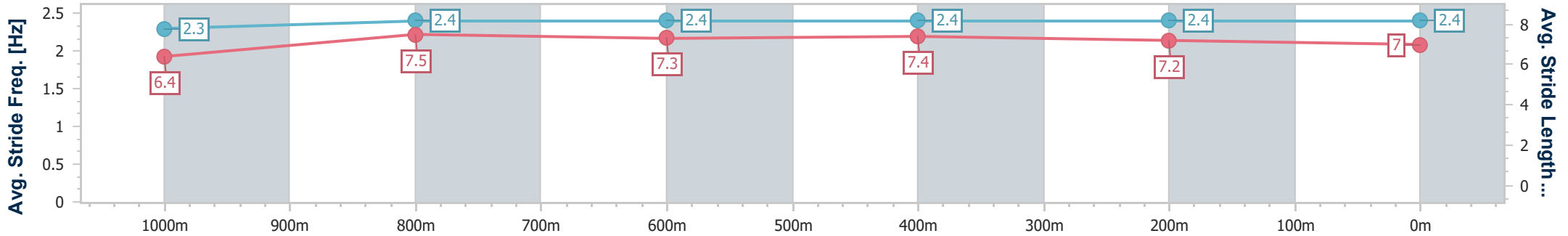
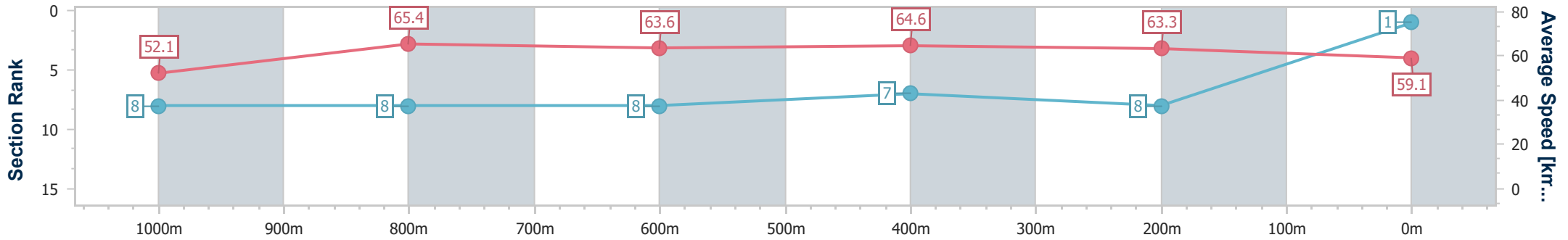
17 August 2024 - 15:18

Track Rating: Soft 7, Weather: Fine, Rail Position: True



BRISBANE
RACING CLUB

Section	Overall	1000m	800m	600m	400m	200m
Section Times	1:10.91 [1] (0:13.86)	0:57.05 [8] (0:11.01)	0:46.04 [8] (0:11.37)	0:34.67 [8] (0:11.11)	0:23.56 [7] (0:11.38)	0:12.18 [8] (0:12.18)
Average Speed [km/h]	52.1	65.4	63.6	64.6	63.3	59.1
Top Speed [km/h]	64.5	68.0	66.0	66.7	64.5	62.9
Avg. Dist. to Rail [m]	4.8	0.5	1.5	0.8	1.7	3.9
Avg. Stride Freq. [Hz]	2.3	2.4	2.4	2.4	2.4	2.4
Avg. Stride Length [m]	6.4	7.5	7.3	7.4	7.2	7.0



- [] Ranking at each section and finish
- .-.- No data available at this section
- NA No data available



Horse/Jockey Name	Brereton
Final Rank	2
Fastest Section Time (Section)	0:10.82 (1000m)
Top Speed [km/h] (Section)	67.6 (Overall)
Race State	Finished



Doomben QLD Professional
Race 6: U&U RECRUITMENT Colts, Geldings and Entires
BENCHMARK 78 Handicap - 1200m

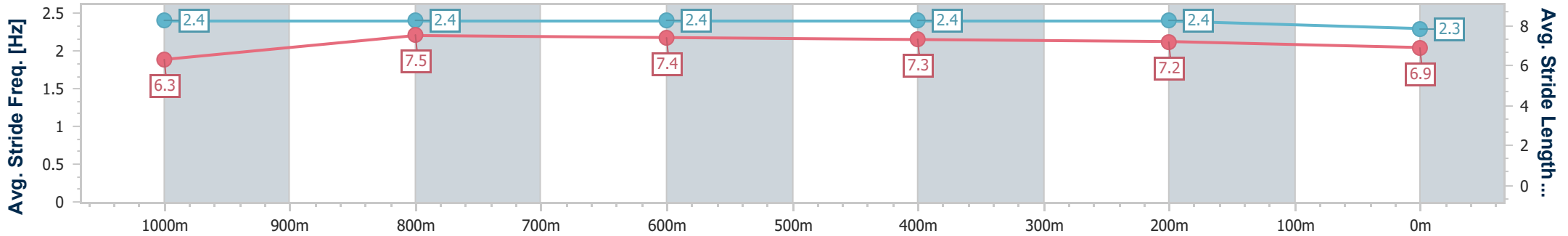
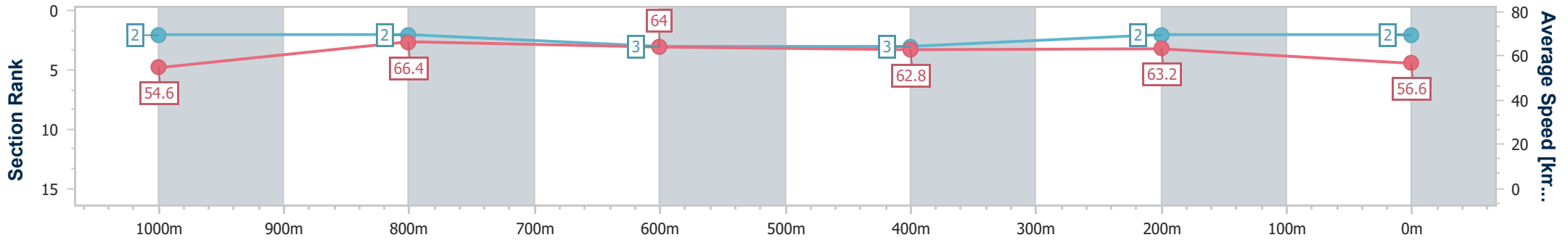
17 August 2024 - 15:18

Track Rating: Soft 7, Weather: Fine, Rail Position: True



BRISBANE
RACING CLUB

Section	Overall	1000m	800m	600m	400m	200m
Section Times	1:11.00 [2] (0:13.20)	0:57.80 [2] (0:10.82)	0:46.98 [2] (0:11.36)	0:35.62 [3] (0:11.53)	0:24.09 [3] (0:11.39)	0:12.70 [2] (0:12.70)
Average Speed [km/h]	54.6	66.4	64.0	62.8	63.2	56.6
Top Speed [km/h]	67.6	67.4	65.1	64.4	64.8	60.0
Avg. Dist. to Rail [m]	3.6	0.6	1.7	1.6	1.3	4.7
Avg. Stride Freq. [Hz]	2.4	2.4	2.4	2.4	2.4	2.3
Avg. Stride Length [m]	6.3	7.5	7.4	7.3	7.2	6.9



- [] Ranking at each section and finish
- .-.- No data available at this section
- NA No data available



Horse/Jockey Name	Naval Trader
Final Rank	3
Fastest Section Time (Section)	0:10.95 (1000m)
Top Speed [km/h] (Section)	66.7 (1000m)
Race State	Finished



Doomben QLD Professional
Race 6: U&U RECRUITMENT Colts, Geldings and Entires
BENCHMARK 78 Handicap - 1200m

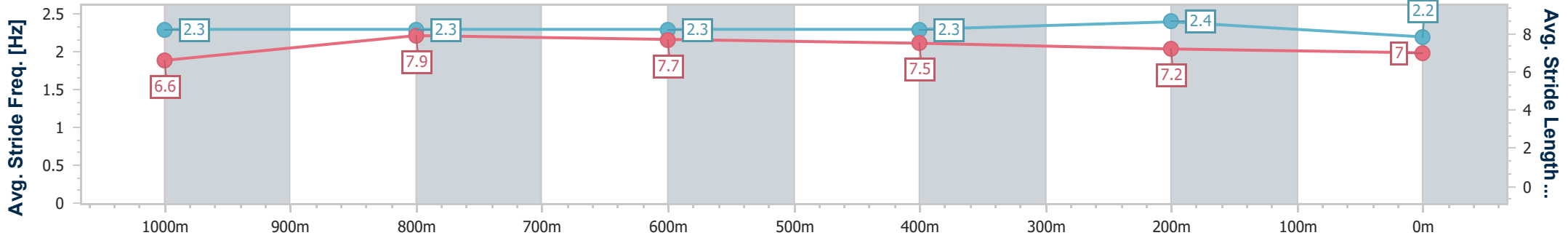
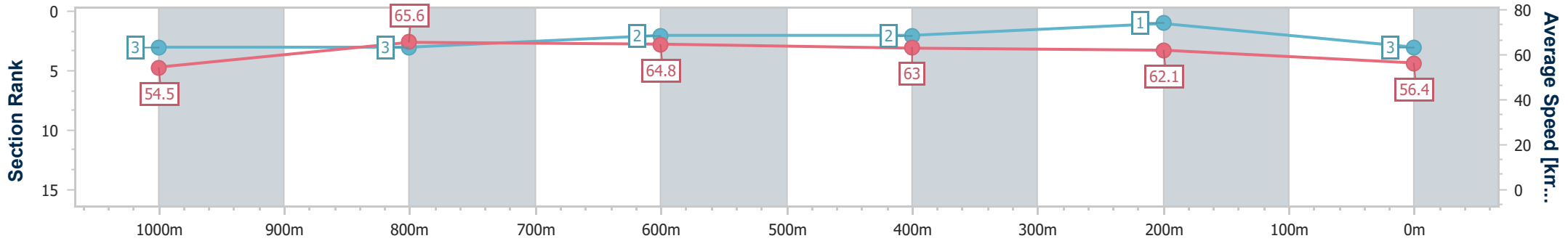
17 August 2024 - 15:18

Track Rating: Soft 7, Weather: Fine, Rail Position: True



BRISBANE
RACING CLUB

Section	Overall	1000m	800m	600m	400m	200m
Section Times	1:11.03 [3] (0:13.20)	0:57.83 [3] (0:10.95)	0:46.88 [3] (0:11.15)	0:35.73 [2] (0:11.38)	0:24.35 [2] (0:11.57)	0:12.78 [1] (0:12.78)
Average Speed [km/h]	54.5	65.6	64.8	63.0	62.1	56.4
Top Speed [km/h]	66.7	66.7	65.4	64.9	64.3	59.7
Avg. Dist. to Rail [m]	1.6	0.4	0.7	0.8	0.5	2.2
Avg. Stride Freq. [Hz]	2.3	2.3	2.3	2.3	2.4	2.2
Avg. Stride Length [m]	6.6	7.9	7.7	7.5	7.2	7.0



- [] Ranking at each section and finish
- .-.- No data available at this section
- NA No data available



Horse/Jockey Name	Mintaka Lad
Final Rank	4
Fastest Section Time (Section)	0:11.09 (1000m)
Top Speed [km/h] (Section)	66.7 (Overall)
Race State	Finished



Doomben QLD Professional
Race 6: U&U RECRUITMENT Colts, Geldings and Entires
BENCHMARK 78 Handicap - 1200m

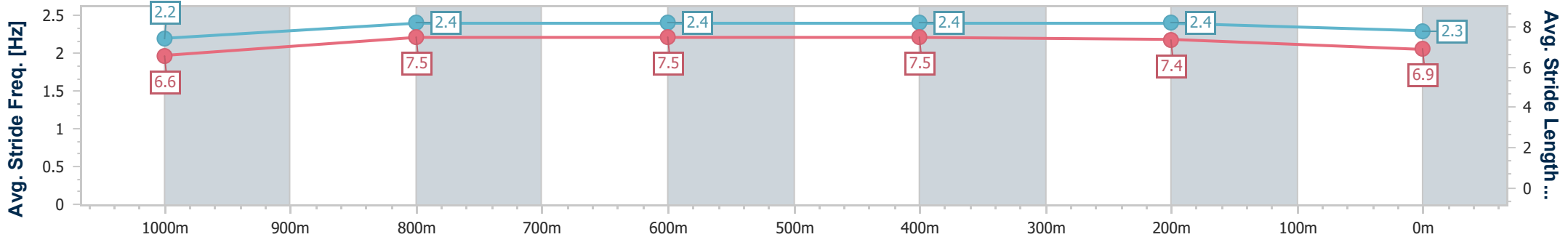
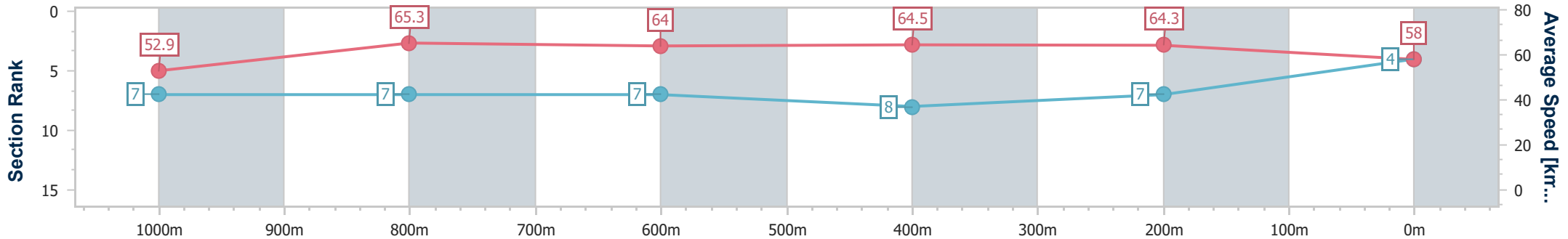
17 August 2024 - 15:18

Track Rating: Soft 7, Weather: Fine, Rail Position: True



BRISBANE
RACING CLUB

Section	Overall	1000m	800m	600m	400m	200m
Section Times	1:11.05 [4] (0:13.65)	0:57.40 [7] (0:11.09)	0:46.31 [7] (0:11.34)	0:34.97 [7] (0:11.29)	0:23.68 [8] (0:11.25)	0:12.43 [7] (0:12.43)
Average Speed [km/h]	52.9	65.3	64.0	64.5	64.3	58.0
Top Speed [km/h]	66.7	66.3	65.2	65.2	65.6	61.6
Avg. Dist. to Rail [m]	8.5	2.0	2.1	1.9	4.3	7.9
Avg. Stride Freq. [Hz]	2.2	2.4	2.4	2.4	2.4	2.3
Avg. Stride Length [m]	6.6	7.5	7.5	7.5	7.4	6.9



- [] Ranking at each section and finish
- .-.- No data available at this section
- NA No data available



Horse/Jockey Name	Emperor
Final Rank	5
Fastest Section Time (Section)	0:11.20 (1000m)
Top Speed [km/h] (Section)	66.4 (1000m)
Race State	Finished



Doomben QLD Professional
Race 6: U&U RECRUITMENT Colts, Geldings and Entires
BENCHMARK 78 Handicap - 1200m

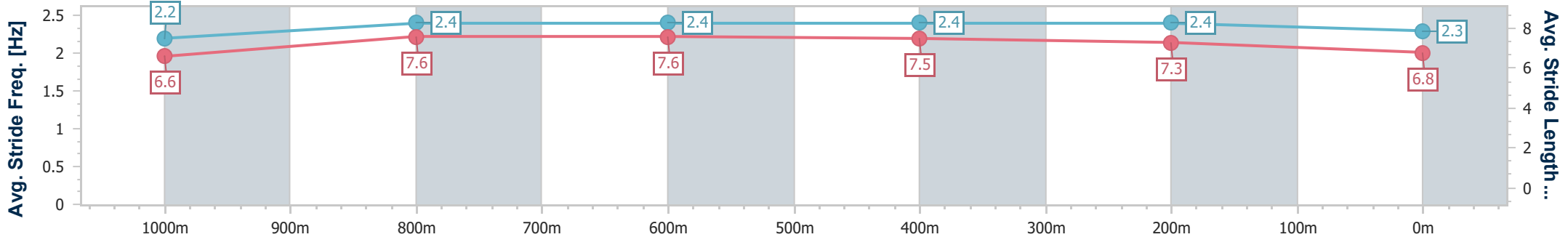
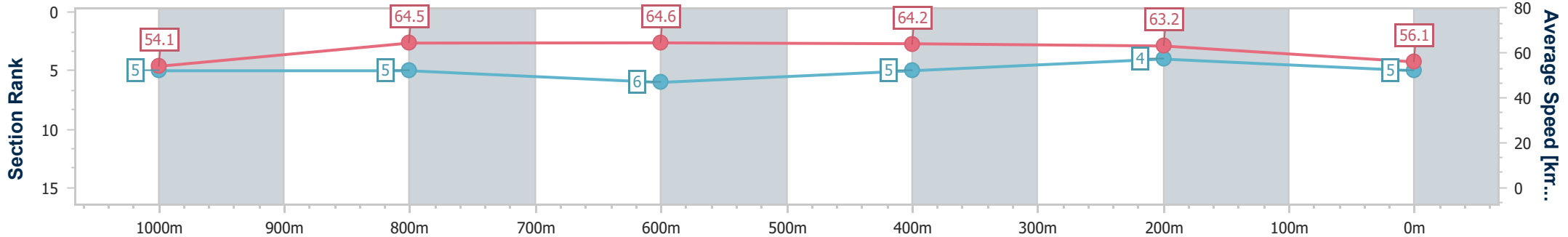
17 August 2024 - 15:18

Track Rating: Soft 7, Weather: Fine, Rail Position: True



BRISBANE
RACING CLUB

Section	Overall	1000m	800m	600m	400m	200m
Section Times	1:11.28 [5] (0:13.36)	0:57.92 [5] (0:11.20)	0:46.72 [5] (0:11.22)	0:35.50 [6] (0:11.27)	0:24.23 [5] (0:11.42)	0:12.81 [4] (0:12.81)
Average Speed [km/h]	54.1	64.5	64.6	64.2	63.2	56.1
Top Speed [km/h]	66.3	66.4	65.9	65.9	63.9	61.0
Avg. Dist. to Rail [m]	6.7	1.6	1.6	1.1	1.8	4.6
Avg. Stride Freq. [Hz]	2.2	2.4	2.4	2.4	2.4	2.3
Avg. Stride Length [m]	6.6	7.6	7.6	7.5	7.3	6.8



- [] Ranking at each section and finish
- .-.- No data available at this section
- NA No data available



Horse/Jockey Name	Hurts So Good
Final Rank	6
Fastest Section Time (Section)	0:10.97 (1000m)
Top Speed [km/h] (Section)	67.1 (Overall)
Race State	Finished



Doomben QLD Professional
Race 6: U&U RECRUITMENT Colts, Geldings and Entires
BENCHMARK 78 Handicap - 1200m

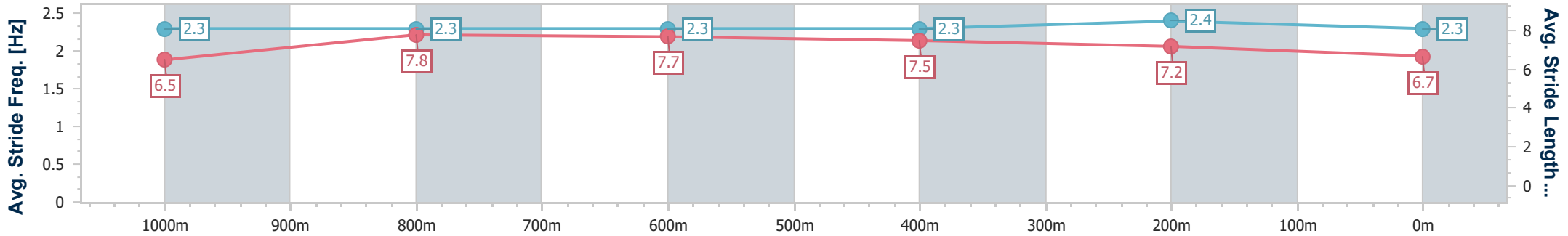
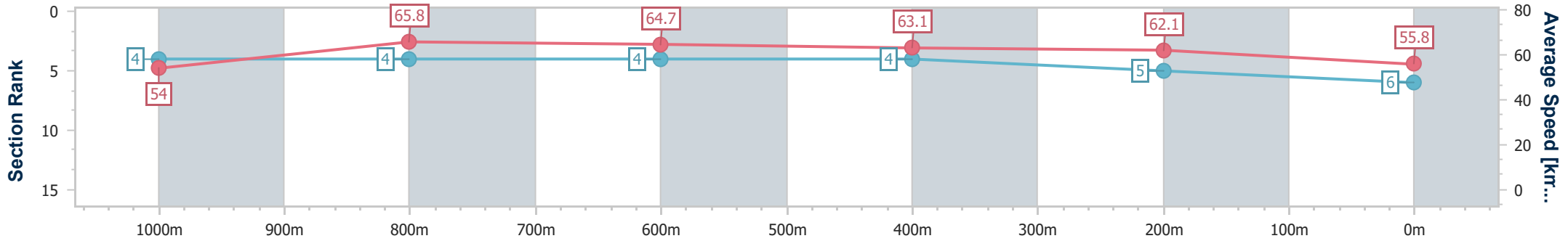
17 August 2024 - 15:18

Track Rating: Soft 7, Weather: Fine, Rail Position: True



BRISBANE
RACING CLUB

Section	Overall	1000m	800m	600m	400m	200m
Section Times	1:11.44 [6] (0:13.32)	0:58.12 [4] (0:10.97)	0:47.15 [4] (0:11.18)	0:35.97 [4] (0:11.48)	0:24.49 [4] (0:11.60)	0:12.89 [5] (0:12.89)
Average Speed [km/h]	54.0	65.8	64.7	63.1	62.1	55.8
Top Speed [km/h]	67.1	66.9	65.9	64.7	63.5	60.1
Avg. Dist. to Rail [m]	2.1	0.5	1.0	1.1	1.2	3.6
Avg. Stride Freq. [Hz]	2.3	2.3	2.3	2.3	2.4	2.3
Avg. Stride Length [m]	6.5	7.8	7.7	7.5	7.2	6.7



- [] Ranking at each section and finish
- .-.- No data available at this section
- NA No data available



Horse/Jockey Name	Defiant Spirit
Final Rank	7
Fastest Section Time (Section)	0:10.97 (1000m)
Top Speed [km/h] (Section)	67.3 (1000m)
Race State	Finished



Doomben QLD Professional
Race 6: U&U RECRUITMENT Colts, Geldings and Entires
BENCHMARK 78 Handicap - 1200m

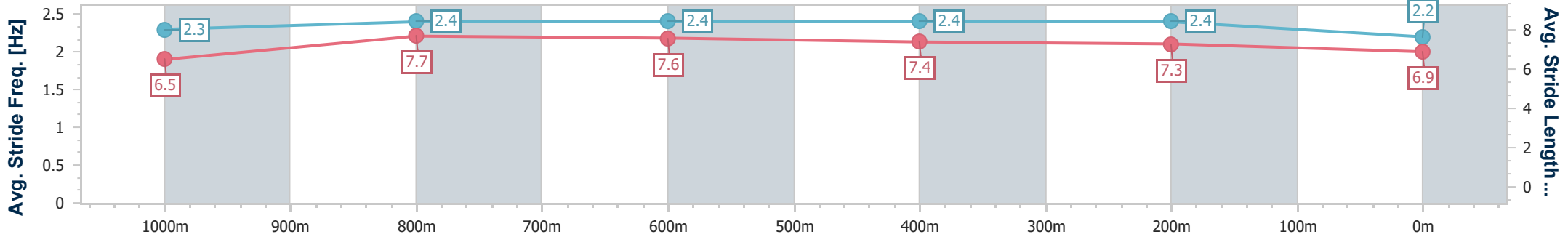
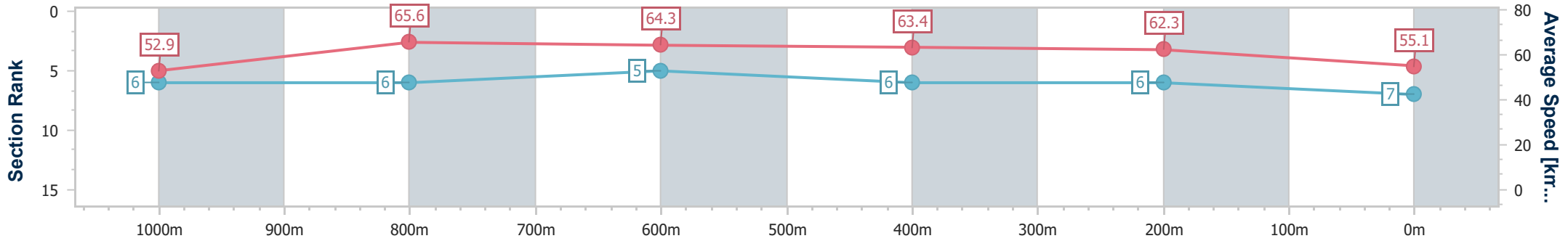
17 August 2024 - 15:18

Track Rating: Soft 7, Weather: Fine, Rail Position: True



BRISBANE
RACING CLUB

Section	Overall	1000m	800m	600m	400m	200m
Section Times	1:11.65 [7] (0:13.59)	0:58.06 [6] (0:10.97)	0:47.09 [6] (0:11.21)	0:35.88 [5] (0:11.31)	0:24.57 [6] (0:11.49)	0:13.08 [6] (0:13.08)
Average Speed [km/h]	52.9	65.6	64.3	63.4	62.3	55.1
Top Speed [km/h]	65.2	67.3	65.5	64.4	63.9	60.0
Avg. Dist. to Rail [m]	4.7	0.4	0.7	1.1	1.2	1.1
Avg. Stride Freq. [Hz]	2.3	2.4	2.4	2.4	2.4	2.2
Avg. Stride Length [m]	6.5	7.7	7.6	7.4	7.3	6.9



- [] Ranking at each section and finish
- .-.- No data available at this section
- NA No data available



Horse/Jockey Name	Bugalugs
Final Rank	8
Fastest Section Time (Section)	0:10.84 (1000m)
Top Speed [km/h] (Section)	68.1 (Overall)
Race State	Finished



Doomben QLD Professional
Race 6: U&U RECRUITMENT Colts, Geldings and Entires
BENCHMARK 78 Handicap - 1200m

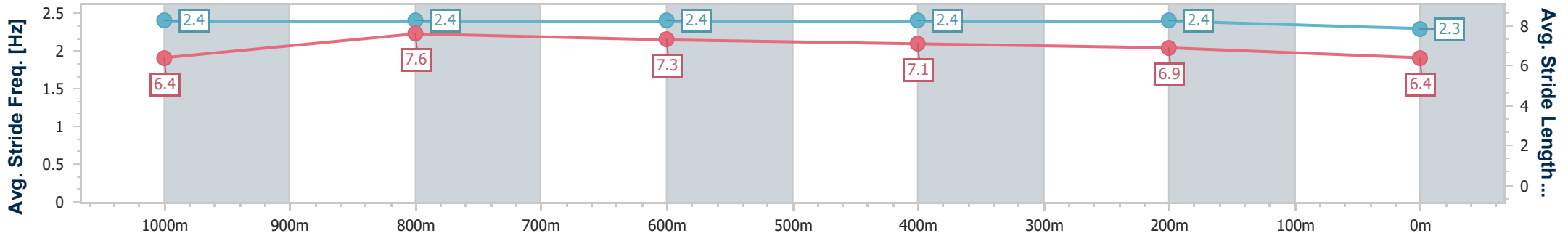
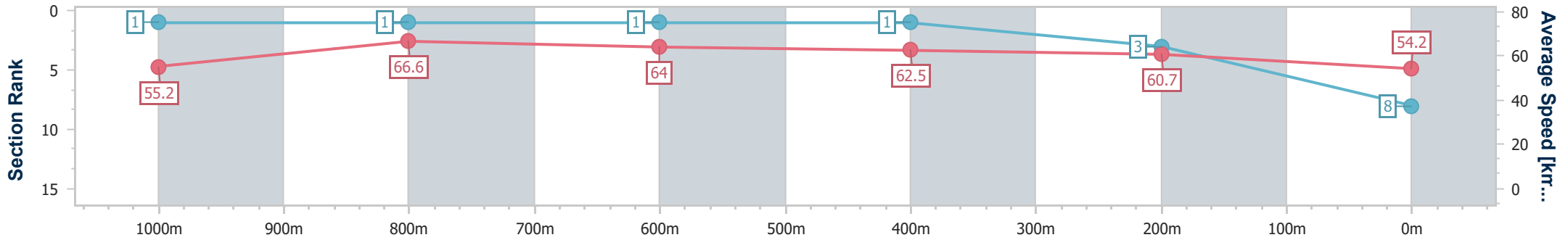
17 August 2024 - 15:18

Track Rating: Soft 7, Weather: Fine, Rail Position: True



BRISBANE
RACING CLUB

Section	Overall	1000m	800m	600m	400m	200m
Section Times	1:11.65 [8] (0:13.05)	0:58.60 [1] (0:10.84)	0:47.76 [1] (0:11.19)	0:36.57 [1] (0:11.46)	0:25.11 [1] (0:11.80)	0:13.31 [3] (0:13.31)
Average Speed [km/h]	55.2	66.6	64.0	62.5	60.7	54.2
Top Speed [km/h]	68.1	67.2	66.0	64.4	61.9	58.7
Avg. Dist. to Rail [m]	3.2	0.2	0.4	1.0	2.0	0.9
Avg. Stride Freq. [Hz]	2.4	2.4	2.4	2.4	2.4	2.3
Avg. Stride Length [m]	6.4	7.6	7.3	7.1	6.9	6.4



- [] Ranking at each section and finish
- .-.- No data available at this section
- NA No data available



Horse/Jockey Name	Safework
Final Rank	9
Fastest Section Time (Section)	0:11.09 (1000m)
Top Speed [km/h] (Section)	66.3 (1000m)
Race State	Finished



Doomben QLD Professional
Race 6: U&U RECRUITMENT Colts, Geldings and Entires
BENCHMARK 78 Handicap - 1200m

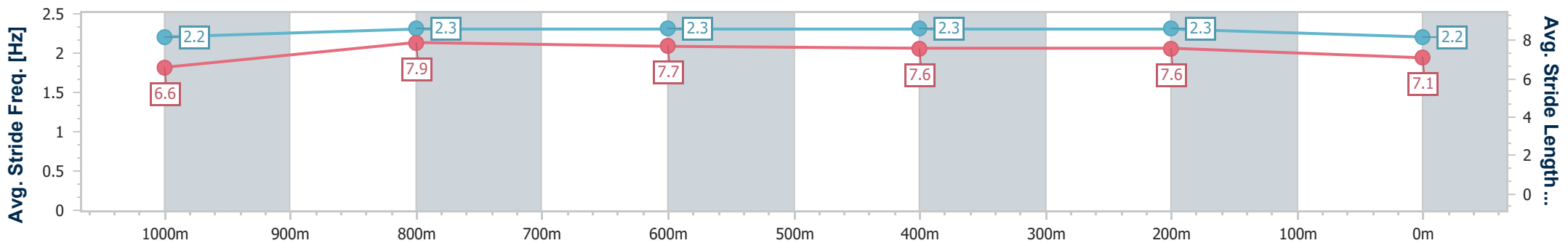
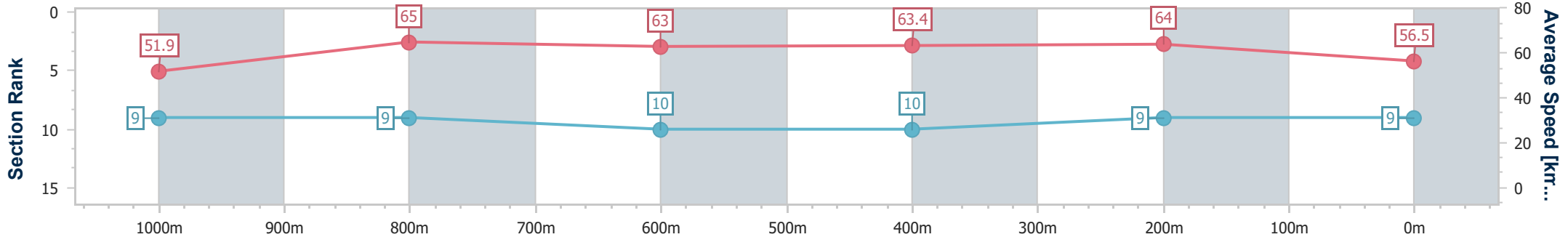
17 August 2024 - 15:18

Track Rating: Soft 7, Weather: Fine, Rail Position: True



BRISBANE
RACING CLUB

Section	Overall	1000m	800m	600m	400m	200m
Section Times	1:11.70 [9] (0:13.94)	0:57.76 [9] (0:11.09)	0:46.67 [9] (0:11.41)	0:35.26 [10] (0:11.33)	0:23.93 [10] (0:11.17)	0:12.76 [9] (0:12.76)
Average Speed [km/h]	51.9	65.0	63.0	63.4	64.0	56.5
Top Speed [km/h]	65.4	66.3	63.9	64.7	65.5	62.6
Avg. Dist. to Rail [m]	6.6	0.2	0.2	0.8	2.7	0.9
Avg. Stride Freq. [Hz]	2.2	2.3	2.3	2.3	2.3	2.2
Avg. Stride Length [m]	6.6	7.9	7.7	7.6	7.6	7.1



- [] Ranking at each section and finish
- .-.- No data available at this section
- NA No data available



Horse/Jockey Name	Tuhinga
Final Rank	10
Fastest Section Time (Section)	0:11.13 (1000m)
Top Speed [km/h] (Section)	67.1 (Overall)
Race State	Finished

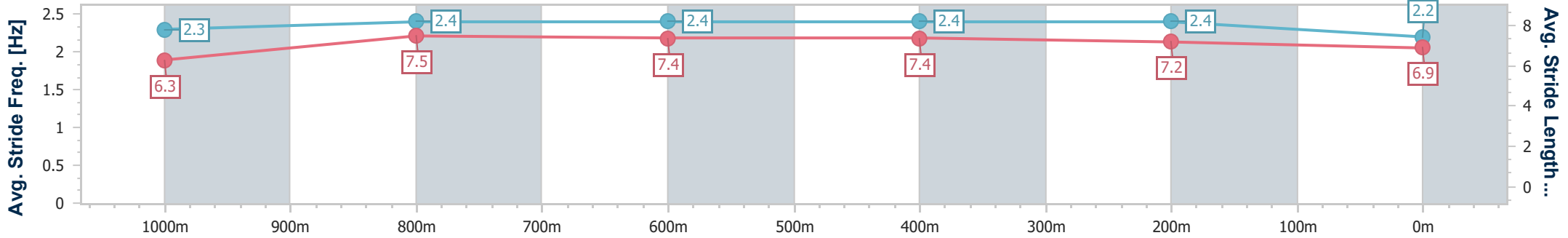
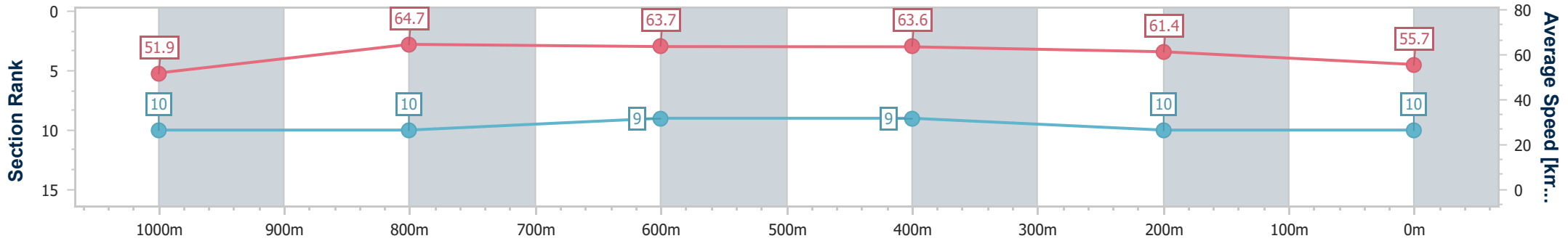


Doomben QLD Professional
Race 6: U&U RECRUITMENT Colts, Geldings and Entires
BENCHMARK 78 Handicap - 1200m
 17 August 2024 - 15:18
 Track Rating: Soft 7, Weather: Fine, Rail Position: True



BRISBANE
RACING CLUB

Section	Overall	1000m	800m	600m	400m	200m
Section Times	1:12.28 [10] (0:13.94)	0:58.34 [10] (0:11.13)	0:47.21 [10] (0:11.33)	0:35.88 [9] (0:11.28)	0:24.60 [9] (0:11.64)	0:12.96 [10] (0:12.96)
Average Speed [km/h]	51.9	64.7	63.7	63.6	61.4	55.7
Top Speed [km/h]	67.1	67.1	65.6	66.0	63.3	60.3
Avg. Dist. to Rail [m]	4.7	1.3	0.7	0.8	1.2	2.9
Avg. Stride Freq. [Hz]	2.3	2.4	2.4	2.4	2.4	2.2
Avg. Stride Length [m]	6.3	7.5	7.4	7.4	7.2	6.9



- [] Ranking at each section and finish
- .-.- No data available at this section
- NA No data available



Doomben QLD Professional

Race 7: SPRING CARNIVAL ON SALE NOW BENCHMARK 85 Handicap - 1350m

17 August 2024 - 15:54



BRISBANE
RACING CLUB

Track Rating: Soft 7, Weather: Fine, Rail Position: True

Section		Overall	1200m	1000m	800m	600m	400m	Last 600m				
Field Times		1:20.91 (0:10.97)	1:09.94 (0:11.02)	0:58.92 (0:11.29)	0:47.63 (0:11.76)	0:35.87 (0:11.53)	0:24.34 (0:11.56)	0:35.87				
Rank	TAB Horse/Jockey	Barrier	Top Speed [km/h]	Fastest Section	Distance Travelled [m]							
1	4 ROCKRIBBED Emily Lang	2	66.0 1200m	0:10.97 Overall	1:20.91 [1] (0:10.97)	1:09.94 [1] (0:11.02)	0:58.92 [1] (0:11.29)	0:47.63 [1] (0:11.76)	0:35.87 [1] (0:11.53)	0:24.34 [1] (0:11.56)	0:35.87	
2	5 SECRET PLAN Bailey Wheeler	11	66.1 1200m	0:11.03 1200m	1:20.93 [2] (0:11.09)	1:09.84 [2] (0:11.03)	0:58.81 [2] (0:11.33)	0:47.48 [2] (0:11.67)	0:35.81 [2] (0:11.64)	0:24.17 [3] (0:11.57)	0:35.81	+3
3	12 ZUMA CALIFORNIA Tahlia Fenlon	12	66.5 1200m	0:11.03 1200m	1:21.00 [3] (0:11.18)	1:09.82 [3] (0:11.03)	0:58.79 [3] (0:11.35)	0:47.44 [3] (0:11.75)	0:35.69 [3] (0:11.42)	0:24.27 [2] (0:11.58)	0:35.69	+4
4	7 VIMINELE Jake Bayliss	7	65.2 400m	0:11.20 1200m	1:21.07 [4] (0:11.62)	1:09.45 [8] (0:11.20)	0:58.25 [8] (0:11.49)	0:46.76 [8] (0:11.80)	0:34.96 [8] (0:11.44)	0:23.52 [8] (0:11.36)	0:34.96	+3
5	6 PIZARRO Ryan Maloney	9	65.9 1200m	0:11.20 1200m	1:21.50 [5] (0:11.34)	1:10.16 [5] (0:11.20)	0:58.96 [6] (0:11.36)	0:47.60 [6] (0:11.87)	0:35.73 [7] (0:11.64)	0:24.09 [7] (0:11.52)	0:35.73	+7
6	2 HATCHET Cody Collis	5	65.9 1200m	0:11.07 1200m	1:21.52 [6] (0:11.27)	1:10.25 [4] (0:11.07)	0:59.18 [4] (0:11.35)	0:47.83 [4] (0:11.74)	0:36.09 [4] (0:11.46)	0:24.63 [4] (0:11.80)	0:36.09	+0
7	8 ATLANTIC OCEAN James Orman	6	66.9 1200m	0:11.07 1200m	1:21.54 [7] (0:11.49)	1:10.05 [7] (0:11.07)	0:58.98 [7] (0:11.39)	0:47.59 [7] (0:11.71)	0:35.88 [6] (0:11.60)	0:24.28 [6] (0:11.57)	0:35.88	+1
8	3 ROUSSEAU Noel Callow	3	66.6 1200m	0:11.00 1200m	1:22.13 [8] (0:11.41)	1:10.72 [6] (0:11.00)	0:59.72 [5] (0:11.38)	0:48.34 [5] (0:11.83)	0:36.51 [5] (0:11.49)	0:25.02 [5] (0:11.76)	0:36.51	-3

Scratched: Bonaparte (#1), Heleva Deel (#14), Patton (#9), Centrestone (#13), Warby (#11), Hellavadancer (#10)

[] Ranking at each section and finish
 -:-:- No data available at this section
 NA No data available

SCN Saddle cloth number
 DNF Did not finish
 DNT Did not track



Doomben QLD Professional
Race 7: SPRING CARNIVAL ON SALE NOW BENCHMARK 85 Handicap - 1350m
17 August 2024 - 15:54



BRISBANE
RACING CLUB

Track Rating: Soft 7, Weather: Fine, Rail Position: True

Section				200m				Last 600m	
Field Times				0:12.78 (0:12.78)				0:35.87	
Rank	TAB Horse/Jockey	Barrier	Top Speed [km/h]	Fastest Section	Margin				Distance Travelled [m]
1	4 ROCKRIBBED Emily Lang	2	66.0 1200m	0:10.97 Overall	0:12.78 [1] (0:12.78)	1:20.91		0:35.87	
2	5 SECRET PLAN Bailey Wheeler	11	66.1 1200m	0:11.03 1200m	0:12.60 [3] (0:12.60)	0.12L		0:35.81	+3
3	12 ZUMA CALIFORNIA Tahlia Fenlon	12	66.5 1200m	0:11.03 1200m	0:12.69 [2] (0:12.69)	0.54L		0:35.69	+4
4	7 VIMINELE Jake Bayliss	7	65.2 400m	0:11.20 1200m	0:12.16 [7] (0:12.16)	0.92L		0:34.96	+3
5	6 PIZARRO Ryan Maloney	9	65.9 1200m	0:11.20 1200m	0:12.57 [8] (0:12.57)	3.44L		0:35.73	+7
6	2 HATCHET Cody Collis	5	65.9 1200m	0:11.07 1200m	0:12.83 [4] (0:12.83)	3.59L		0:36.09	+0
7	8 ATLANTIC OCEAN James Orman	6	66.9 1200m	0:11.07 1200m	0:12.71 [5] (0:12.71)	3.69L		0:35.88	+1
8	3 ROUSSEAU Noel Callow	3	66.6 1200m	0:11.00 1200m	0:13.26 [6] (0:13.26)	7.18L		0:36.51	-3

Scratched: Bonaparte (#1), Heleva Deel (#14), Patton (#9), Centrestone (#13), Warby (#11), Hellavadancer (#10)

[] Ranking at each section and finish
 -:-:- No data available at this section
 NA No data available

SCN Saddle cloth number
 DNF Did not finish
 DNT Did not track



Horse/Jockey Name	Rockribbed
Final Rank	1
Fastest Section Time (Section)	0:10.97 (Overall)
Top Speed [km/h] (Section)	66.0 (1200m)
Race State	Finished



Doomben QLD Professional
Race 7: SPRING CARNIVAL ON SALE NOW BENCHMARK 85
Handicap - 1350m

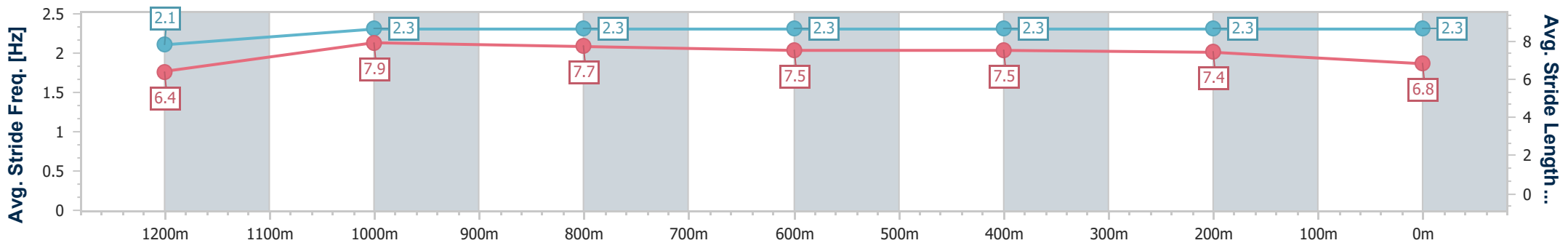
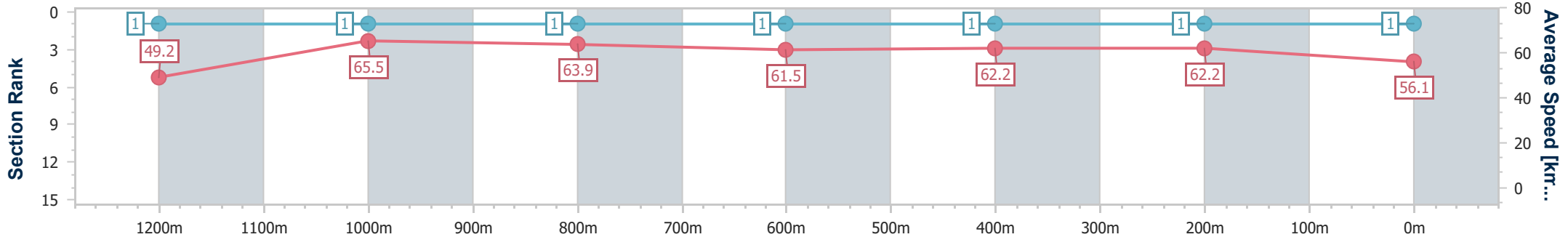
17 August 2024 - 15:54

Track Rating: Soft 7, Weather: Fine, Rail Position: True



BRISBANE
RACING CLUB

Section	Overall	1200m	1000m	800m	600m	400m	200m
Section Times	1:20.91 [1] (0:10.97)	1:09.94 [1] (0:11.02)	0:58.92 [1] (0:11.29)	0:47.63 [1] (0:11.76)	0:35.87 [1] (0:11.53)	0:24.34 [1] (0:11.56)	0:12.78 [1] (0:12.78)
Average Speed [km/h]	49.2	65.5	63.9	61.5	62.2	62.2	56.1
Top Speed [km/h]	63.6	66.0	65.1	62.6	63.1	62.6	60.1
Avg. Dist. to Rail [m]	2.9	0.6	0.4	0.9	1.0	1.1	1.6
Avg. Stride Freq. [Hz]	2.1	2.3	2.3	2.3	2.3	2.3	2.3
Avg. Stride Length [m]	6.4	7.9	7.7	7.5	7.5	7.4	6.8



- [] Ranking at each section and finish
- .-.- No data available at this section
- NA No data available



Horse/Jockey Name	Secret Plan
Final Rank	2
Fastest Section Time (Section)	0:11.03 (1200m)
Top Speed [km/h] (Section)	66.1 (1200m)
Race State	Finished



Doomben QLD Professional
Race 7: SPRING CARNIVAL ON SALE NOW BENCHMARK 85
Handicap - 1350m

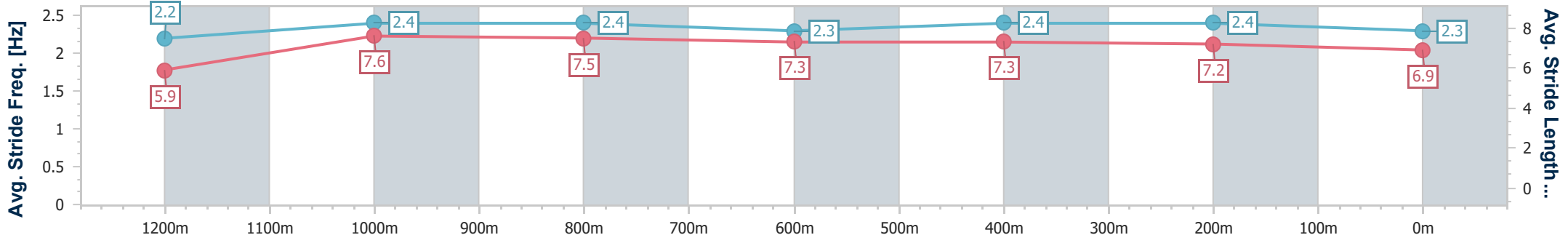
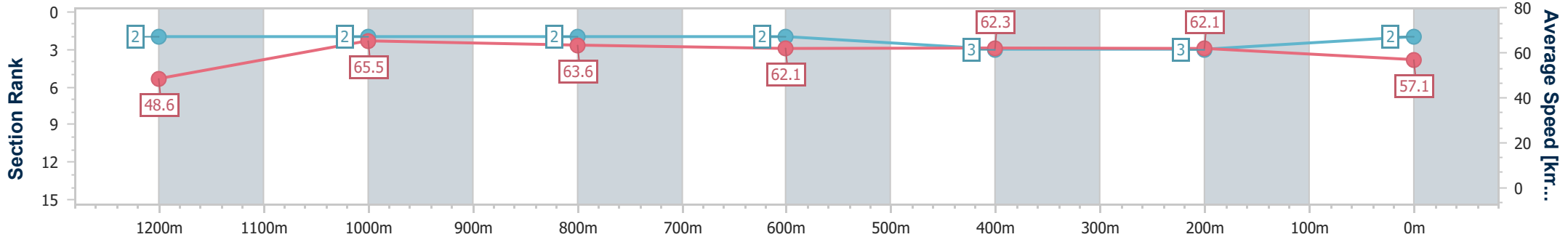
17 August 2024 - 15:54

Track Rating: Soft 7, Weather: Fine, Rail Position: True



BRISBANE
RACING CLUB

Section	Overall	1200m	1000m	800m	600m	400m	200m
Section Times	1:20.93 [2] (0:11.09)	1:09.84 [2] (0:11.03)	0:58.81 [2] (0:11.33)	0:47.48 [2] (0:11.67)	0:35.81 [2] (0:11.64)	0:24.17 [3] (0:11.57)	0:12.60 [3] (0:12.60)
Average Speed [km/h]	48.6	65.5	63.6	62.1	62.3	62.1	57.1
Top Speed [km/h]	64.2	66.1	65.0	63.0	63.0	63.4	61.3
Avg. Dist. to Rail [m]	8.4	2.2	1.3	1.1	0.8	1.0	1.4
Avg. Stride Freq. [Hz]	2.2	2.4	2.4	2.3	2.4	2.4	2.3
Avg. Stride Length [m]	5.9	7.6	7.5	7.3	7.3	7.2	6.9



- [] Ranking at each section and finish
- .-.- No data available at this section
- NA No data available



Horse/Jockey Name	Zuma California
Final Rank	3
Fastest Section Time (Section)	0:11.03 (1200m)
Top Speed [km/h] (Section)	66.5 (1200m)
Race State	Finished



Doomben QLD Professional
Race 7: SPRING CARNIVAL ON SALE NOW BENCHMARK 85
Handicap - 1350m

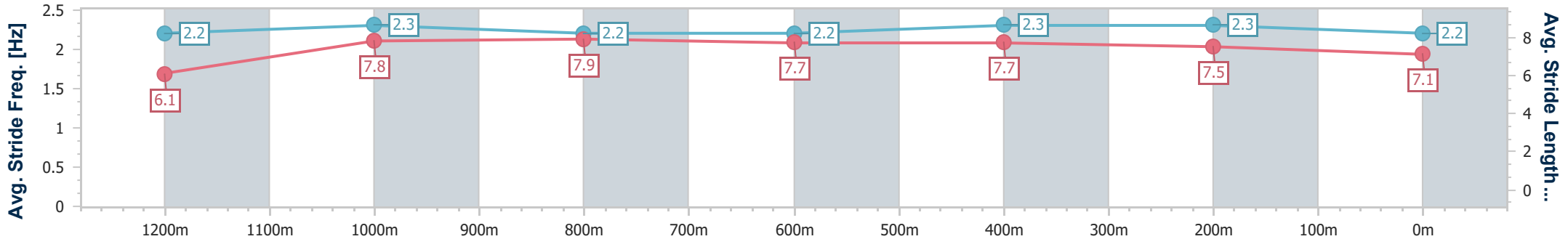
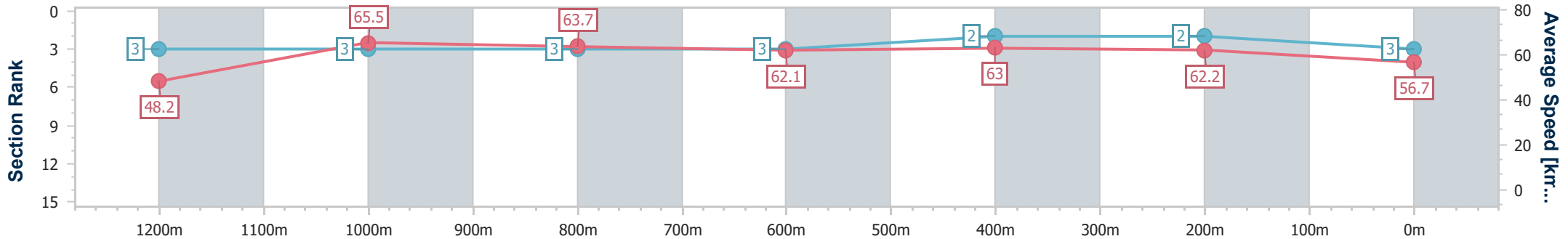
17 August 2024 - 15:54

Track Rating: Soft 7, Weather: Fine, Rail Position: True



BRISBANE
RACING CLUB

Section	Overall	1200m	1000m	800m	600m	400m	200m
Section Times	1:21.00 [3] (0:11.18)	1:09.82 [3] (0:11.03)	0:58.79 [3] (0:11.35)	0:47.44 [3] (0:11.75)	0:35.69 [3] (0:11.42)	0:24.27 [2] (0:11.58)	0:12.69 [2] (0:12.69)
Average Speed [km/h]	48.2	65.5	63.7	62.1	63.0	62.2	56.7
Top Speed [km/h]	62.1	66.5	64.6	63.3	64.0	63.2	60.0
Avg. Dist. to Rail [m]	9.5	3.6	3.3	2.0	0.5	1.2	2.8
Avg. Stride Freq. [Hz]	2.2	2.3	2.2	2.2	2.3	2.3	2.2
Avg. Stride Length [m]	6.1	7.8	7.9	7.7	7.7	7.5	7.1



- [] Ranking at each section and finish
- .-.- No data available at this section
- NA No data available



Horse/Jockey Name	Viminele
Final Rank	4
Fastest Section Time (Section)	0:11.20 (1200m)
Top Speed [km/h] (Section)	65.2 (400m)
Race State	Finished



Doomben QLD Professional
Race 7: SPRING CARNIVAL ON SALE NOW BENCHMARK 85
Handicap - 1350m

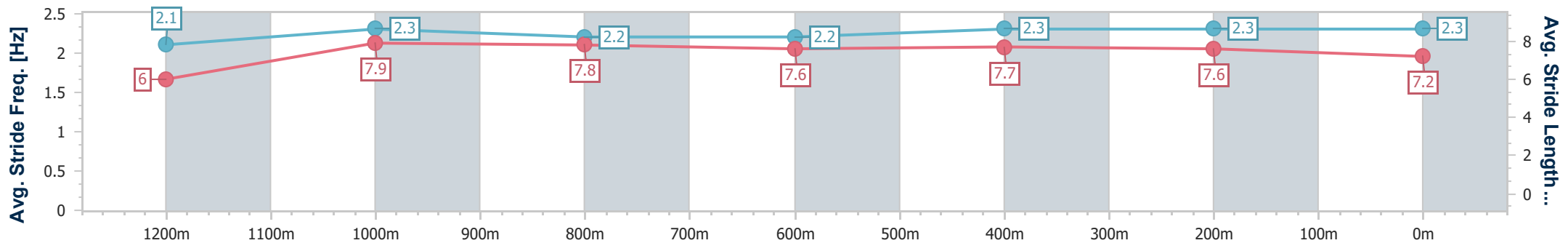
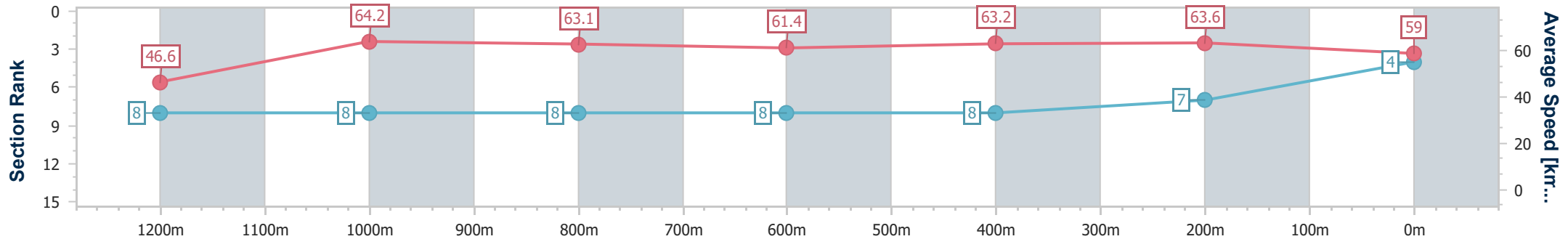
17 August 2024 - 15:54

Track Rating: Soft 7, Weather: Fine, Rail Position: True



BRISBANE
RACING CLUB

Section	Overall	1200m	1000m	800m	600m	400m	200m
Section Times	1:21.07 [4] (0:11.62)	1:09.45 [8] (0:11.20)	0:58.25 [8] (0:11.49)	0:46.76 [8] (0:11.80)	0:34.96 [8] (0:11.44)	0:23.52 [8] (0:11.36)	0:12.16 [7] (0:12.16)
Average Speed [km/h]	46.6	64.2	63.1	61.4	63.2	63.6	59.0
Top Speed [km/h]	64.2	65.0	64.1	63.0	63.9	65.2	61.7
Avg. Dist. to Rail [m]	6.7	2.7	1.3	1.4	0.5	3.8	3.4
Avg. Stride Freq. [Hz]	2.1	2.3	2.2	2.2	2.3	2.3	2.3
Avg. Stride Length [m]	6.0	7.9	7.8	7.6	7.7	7.6	7.2



- [] Ranking at each section and finish
- .-.- No data available at this section
- NA No data available



Horse/Jockey Name	Pizarro
Final Rank	5
Fastest Section Time (Section)	0:11.20 (1200m)
Top Speed [km/h] (Section)	65.9 (1200m)
Race State	Finished



Doomben QLD Professional
Race 7: SPRING CARNIVAL ON SALE NOW BENCHMARK 85
Handicap - 1350m

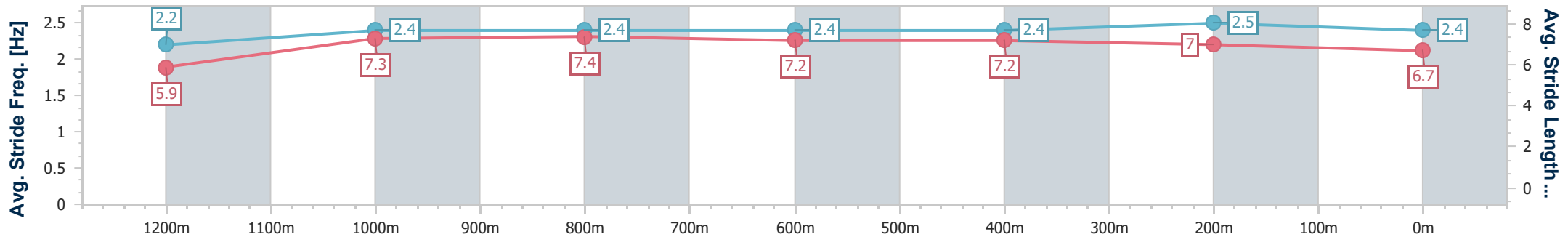
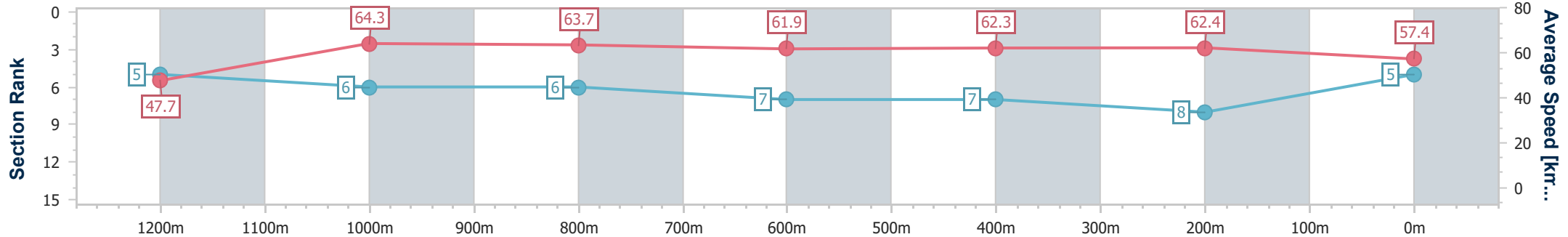
17 August 2024 - 15:54

Track Rating: Soft 7, Weather: Fine, Rail Position: True



BRISBANE
RACING CLUB

Section	Overall	1200m	1000m	800m	600m	400m	200m
Section Times	1:21.50 [5] (0:11.34)	1:10.16 [5] (0:11.20)	0:58.96 [6] (0:11.36)	0:47.60 [6] (0:11.87)	0:35.73 [7] (0:11.64)	0:24.09 [7] (0:11.52)	0:12.57 [8] (0:12.57)
Average Speed [km/h]	47.7	64.3	63.7	61.9	62.3	62.4	57.4
Top Speed [km/h]	64.9	65.9	65.9	64.4	63.4	64.0	60.1
Avg. Dist. to Rail [m]	6.6	2.0	2.7	3.4	1.6	2.0	2.5
Avg. Stride Freq. [Hz]	2.2	2.4	2.4	2.4	2.4	2.5	2.4
Avg. Stride Length [m]	5.9	7.3	7.4	7.2	7.2	7.0	6.7



- [] Ranking at each section and finish
- .-.- No data available at this section
- NA No data available



Horse/Jockey Name	Hatchet
Final Rank	6
Fastest Section Time (Section)	0:11.07 (1200m)
Top Speed [km/h] (Section)	65.9 (1200m)
Race State	Finished



Doomben QLD Professional
Race 7: SPRING CARNIVAL ON SALE NOW BENCHMARK 85
Handicap - 1350m

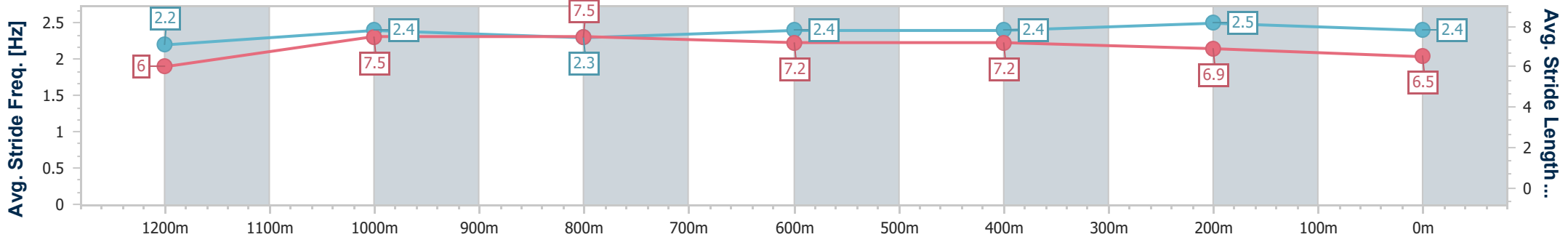
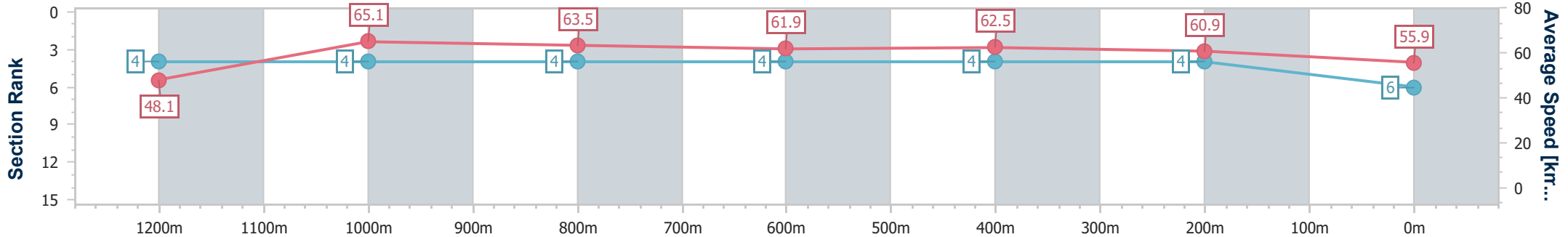
17 August 2024 - 15:54

Track Rating: Soft 7, Weather: Fine, Rail Position: True



BRISBANE
RACING CLUB

Section	Overall	1200m	1000m	800m	600m	400m	200m
Section Times	1:21.52 [6] (0:11.27)	1:10.25 [4] (0:11.07)	0:59.18 [4] (0:11.35)	0:47.83 [4] (0:11.74)	0:36.09 [4] (0:11.46)	0:24.63 [4] (0:11.80)	0:12.83 [4] (0:12.83)
Average Speed [km/h]	48.1	65.1	63.5	61.9	62.5	60.9	55.9
Top Speed [km/h]	64.1	65.9	65.4	62.5	63.0	62.1	59.6
Avg. Dist. to Rail [m]	4.4	1.6	2.1	0.8	0.8	1.2	0.7
Avg. Stride Freq. [Hz]	2.2	2.4	2.3	2.4	2.4	2.5	2.4
Avg. Stride Length [m]	6.0	7.5	7.5	7.2	7.2	6.9	6.5



- [] Ranking at each section and finish
- .-.- No data available at this section
- NA No data available



Horse/Jockey Name	Atlantic Ocean
Final Rank	7
Fastest Section Time (Section)	0:11.07 (1200m)
Top Speed [km/h] (Section)	66.9 (1200m)
Race State	Finished

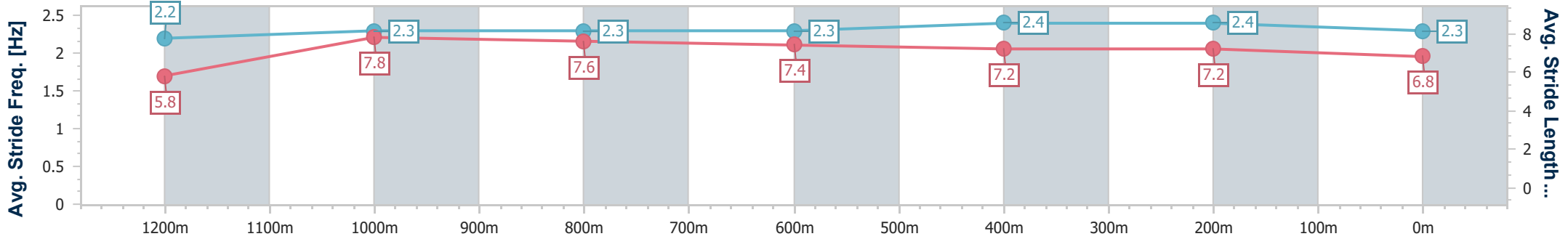
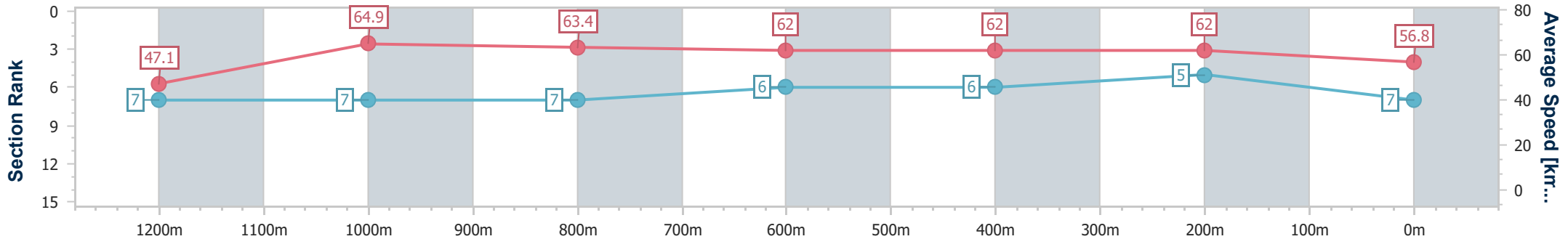


Doomben QLD Professional
Race 7: SPRING CARNIVAL ON SALE NOW BENCHMARK 85
Handicap - 1350m
17 August 2024 - 15:54
Track Rating: Soft 7, Weather: Fine, Rail Position: True



BRISBANE
RACING CLUB

Section	Overall	1200m	1000m	800m	600m	400m	200m
Section Times	1:21.54 [7] (0:11.49)	1:10.05 [7] (0:11.07)	0:58.98 [7] (0:11.39)	0:47.59 [7] (0:11.71)	0:35.88 [6] (0:11.60)	0:24.28 [6] (0:11.57)	0:12.71 [5] (0:12.71)
Average Speed [km/h]	47.1	64.9	63.4	62.0	62.0	62.0	56.8
Top Speed [km/h]	63.0	66.9	64.8	62.8	63.4	64.6	61.4
Avg. Dist. to Rail [m]	5.4	1.8	1.3	0.9	0.3	1.0	1.2
Avg. Stride Freq. [Hz]	2.2	2.3	2.3	2.3	2.4	2.4	2.3
Avg. Stride Length [m]	5.8	7.8	7.6	7.4	7.2	7.2	6.8



- [] Ranking at each section and finish
- .-.- No data available at this section
- NA No data available



Horse/Jockey Name	Rousseau
Final Rank	8
Fastest Section Time (Section)	0:11.00 (1200m)
Top Speed [km/h] (Section)	66.6 (1200m)
Race State	Finished



Doomben QLD Professional
Race 7: SPRING CARNIVAL ON SALE NOW BENCHMARK 85
Handicap - 1350m

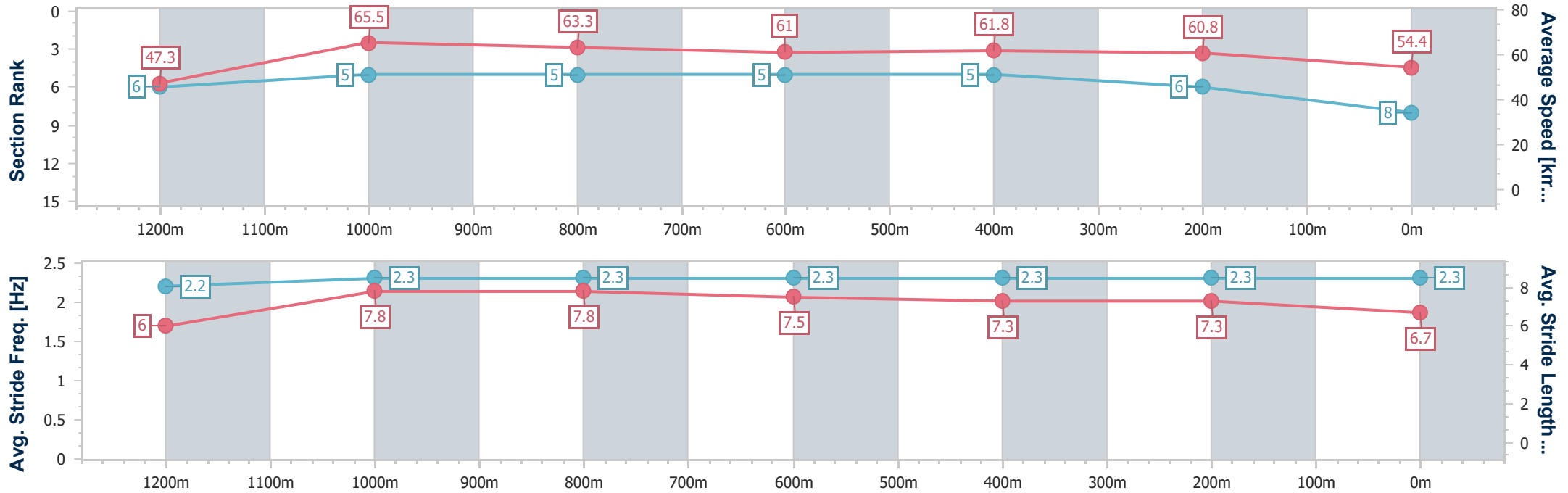
17 August 2024 - 15:54

Track Rating: Soft 7, Weather: Fine, Rail Position: True



BRISBANE
RACING CLUB

Section	Overall	1200m	1000m	800m	600m	400m	200m
Section Times	1:22.13 [8] (0:11.41)	1:10.72 [6] (0:11.00)	0:59.72 [5] (0:11.38)	0:48.34 [5] (0:11.83)	0:36.51 [5] (0:11.49)	0:25.02 [5] (0:11.76)	0:13.26 [6] (0:13.26)
Average Speed [km/h]	47.3	65.5	63.3	61.0	61.8	60.8	54.4
Top Speed [km/h]	65.4	66.6	65.1	62.1	62.4	61.9	58.7
Avg. Dist. to Rail [m]	3.4	0.6	0.9	0.2	2.2	1.7	0.9
Avg. Stride Freq. [Hz]	2.2	2.3	2.3	2.3	2.3	2.3	2.3
Avg. Stride Length [m]	6.0	7.8	7.8	7.5	7.3	7.3	6.7



- [] Ranking at each section and finish
- .-.- No data available at this section
- NA No data available



Doomben QLD Professional

Race 8: LADBROKE IT! Class 6 Handicap - WEIGHTS RAISED 0.5KG - 1600m

17 August 2024 - 16:29



BRISBANE
RACING CLUB

Track Rating: Soft 7, Weather: Fine, Rail Position: True

Section		Overall	1400m	1200m	1000m	800m	600m	400m	Last 600m				
Field Times		1:37.76 (0:14.06)	1:23.70 (0:11.99)	1:11.71 (0:12.13)	0:59.58 (0:12.19)	0:47.39 (0:11.83)	0:35.56 (0:11.80)	0:23.76 (0:11.67)	0:35.56				
Rank	TAB Horse/Jockey	Barrier	Top Speed [km/h]	Fastest Section	Distance Travelled [m]								
1	11 SIZZLING GAL Tahlia Fenlon	15	65.1 600m	0:11.46 400m	1:37.76 [1] (0:14.85)	1:22.91 [8] (0:12.11)	1:10.80 [8] (0:11.87)	0:58.93 [8] (0:12.12)	0:46.81 [7] (0:11.83)	0:34.98 [5] (0:11.47)	0:23.51 [3] (0:11.46)	0:34.98	
2	2 TIDAL CREEK Cody Collis	13	63.1 Overall	0:11.66 400m	1:38.10 [2] (0:14.06)	1:24.04 [1] (0:11.99)	1:12.05 [2] (0:12.18)	0:59.87 [2] (0:12.18)	0:47.69 [2] (0:11.89)	0:35.80 [2] (0:11.72)	0:24.08 [2] (0:11.66)	0:35.80	-9
3	10 GOLDEEL Emily Lang	14	63.4 400m	0:11.67 400m	1:38.24 [3] (0:14.11)	1:24.13 [2] (0:11.94)	1:12.19 [1] (0:12.13)	1:00.06 [1] (0:12.19)	0:47.87 [1] (0:11.83)	0:36.04 [1] (0:11.80)	0:24.24 [1] (0:11.67)	0:36.04	-2
4	12 THE CATCH Rikki Jamieson	1	63.2 400m	0:11.61 400m	1:38.40 [4] (0:14.53)	1:23.87 [4] (0:11.84)	1:12.03 [3] (0:12.06)	0:59.97 [3] (0:12.21)	0:47.76 [3] (0:11.92)	0:35.84 [3] (0:11.72)	0:24.12 [5] (0:11.61)	0:35.84	-7
5	3 WAIRERE FALLS Ryan Maloney	5	63.3 600m	0:11.59 400m	1:38.57 [5] (0:14.53)	1:24.04 [5] (0:12.21)	1:11.83 [6] (0:12.00)	0:59.83 [6] (0:12.24)	0:47.59 [8] (0:11.90)	0:35.69 [8] (0:11.62)	0:24.07 [7] (0:11.59)	0:35.69	-3
6	7 BOLD BOURBON Nikita Beriman	2	62.2 600m	0:11.61 600m	1:38.73 [6] (0:14.69)	1:24.04 [6] (0:12.06)	1:11.98 [7] (0:11.99)	0:59.99 [7] (0:12.16)	0:47.83 [6] (0:11.92)	0:35.91 [7] (0:11.61)	0:24.30 [6] (0:11.69)	0:35.91	-6
7	5 ALVERDUN Damien Thornton	7	63.1 600m	0:11.65 600m	1:38.74 [7] (0:14.31)	1:24.43 [3] (0:12.20)	1:12.23 [4] (0:12.06)	1:00.17 [4] (0:12.15)	0:48.02 [4] (0:11.88)	0:36.14 [4] (0:11.65)	0:24.49 [4] (0:11.85)	0:36.14	-4
8	13 BEDFORD SQUARE Angela Jones	9	64.6 600m	0:11.43 600m	1:38.77 [8] (0:15.34)	1:23.43 [12] (0:11.94)	1:11.49 [11] (0:11.99)	0:59.50 [12] (0:12.35)	0:47.15 [12] (0:11.93)	0:35.22 [12] (0:11.43)	0:23.79 [12] (0:11.53)	0:35.22	-5
9	6 MADAME ODETTE James Orman	12	64.3 600m	0:11.51 400m	1:38.79 [9] (0:15.17)	1:23.62 [11] (0:12.17)	1:11.45 [12] (0:11.90)	0:59.55 [11] (0:12.31)	0:47.24 [11] (0:11.56)	0:35.68 [9] (0:11.58)	0:24.10 [10] (0:11.51)	0:35.68	-2
10	14 THESECONDATPORTSEA Taylor Marshall	6	63.4 600m	0:11.51 600m	1:38.81 [10] (0:14.91)	1:23.90 [9] (0:12.11)	1:11.79 [9] (0:11.99)	0:59.80 [9] (0:12.20)	0:47.60 [9] (0:11.93)	0:35.67 [10] (0:11.51)	0:24.16 [8] (0:11.59)	0:35.67	-6

Scratched: Arts Object (#4), Start Strutting (#15), Buillt (#1)

[] Ranking at each section and finish
 -:-:- No data available at this section
 NA No data available

SCN Saddle cloth number
 DNF Did not finish
 DNT Did not track



Doomben QLD Professional
Race 8: LADBROKE IT! Class 6 Handicap - WEIGHTS RAISED 0.5KG - 1600m
17 August 2024 - 16:29



BRISBANE
RACING CLUB

Track Rating: Soft 7, Weather: Fine, Rail Position: True

Section	Overall	1400m	1200m	1000m	800m	600m	400m	Last 600m
Field Times	1:37.76 (0:14.06)	1:23.70 (0:11.99)	1:11.71 (0:12.13)	0:59.58 (0:12.19)	0:47.39 (0:11.83)	0:35.56 (0:11.80)	0:23.76 (0:11.67)	0:35.56

Rank	TAB	Horse/Jockey	Barrier	Top Speed [km/h]	Fastest Section	Overall	1400m	1200m	1000m	800m	600m	400m	Last 600m	Distance Travelled [m]
11	9	ASWAAT	8	64.0	0:11.51	1:38.90 [11]	1:23.86 [10]	1:11.79 [10]	0:59.87 [10]	0:47.61 [10]	0:35.74 [11]	0:24.23 [9]	0:35.74	-7
		Jake Bayliss		600m	600m	(0:15.04)	(0:12.07)	(0:11.92)	(0:12.26)	(0:11.87)	(0:11.51)	(0:11.60)		
12	8	APPLECROSS	3	62.0	0:11.86	1:40.33 [12]	1:25.61 [7]	1:13.61 [5]	1:01.75 [5]	0:49.59 [5]	0:37.53 [6]	0:25.56 [11]	0:37.53	-2
		Marnu Potgieter		1200m	1200m	(0:14.72)	(0:12.00)	(0:11.86)	(0:12.16)	(0:12.06)	(0:11.97)	(0:12.09)		

Scratched: Arts Object (#4), Start Strutting (#15), Bullt (#1)

[] Ranking at each section and finish
 -:-:-:- No data available at this section
 NA No data available

SCN Saddle cloth number
 DNF Did not finish
 DNT Did not track



Doomben QLD Professional
Race 8: LADBROKE IT! Class 6 Handicap - WEIGHTS RAISED 0.5KG - 1600m
17 August 2024 - 16:29



Track Rating: Soft 7, Weather: Fine, Rail Position: True

Section				200m				Last 600m	
Field Times				0:12.09 (0:12.09)				0:35.56	
Rank	TAB	Horse/Jockey	Barrier	Top Speed [km/h]	Fastest Section	Margin			Distance Travelled [m]
1	11	SIZZLING GAL Tahlia Fenlon	15	65.1 600m	0:11.46 400m	0:12.05 [3] (0:12.05)	1:37.76		0:34.98
2	2	TIDAL CREEK Cody Collis	13	63.1 Overall	0:11.66 400m	0:12.42 [2] (0:12.42)	2.04L		0:35.80 -9
3	10	GOLDEEL Emily Lang	14	63.4 400m	0:11.67 400m	0:12.57 [1] (0:12.57)	2.85L		0:36.04 -2
4	12	THE CATCH Rikki Jamieson	1	63.2 400m	0:11.61 400m	0:12.51 [4] (0:12.51)	3.79L		0:35.84 -7
5	3	WAIRERE FALLS Ryan Maloney	5	63.3 600m	0:11.59 400m	0:12.48 [5] (0:12.48)	4.81L		0:35.69 -3
6	7	BOLD BOURBON Nikita Beriman	2	62.2 600m	0:11.61 600m	0:12.61 [7] (0:12.61)	5.73L		0:35.91 -6
7	5	ALVERDUN Damien Thornton	7	63.1 600m	0:11.65 600m	0:12.64 [6] (0:12.64)	5.77L		0:36.14 -4
8	13	BEDFORD SQUARE Angela Jones	9	64.6 600m	0:11.43 600m	0:12.26 [11] (0:12.26)	5.98L		0:35.22 -5
9	6	MADAME ODETTE James Orman	12	64.3 600m	0:11.51 400m	0:12.59 [8] (0:12.59)	6.08L		0:35.68 -2
10	14	THESECONDATPORTSEA Taylor Marshall	6	63.4 600m	0:11.51 600m	0:12.57 [9] (0:12.57)	6.2L		0:35.67 -6

Scratched: Arts Object (#4), Start Strutting (#15), Buillt (#1)

[] Ranking at each section and finish
 -:-:- No data available at this section
 NA No data available

SCN Saddle cloth number
 DNF Did not finish
 DNT Did not track



Doomben QLD Professional
Race 8: LADBROKE IT! Class 6 Handicap - WEIGHTS RAISED 0.5KG - 1600m
17 August 2024 - 16:29



Track Rating: Soft 7, Weather: Fine, Rail Position: True

Section				200m				Last 600m	
Field Times				0:12.09 (0:12.09)				0:35.56	
Rank	TAB Horse/Jockey	Barrier	Top Speed [km/h]	Fastest Section	Margin				Distance Travelled [m]
11	9 ASWAAT Jake Bayliss	8	64.0 600m	0:11.51 600m	0:12.63 [10] (0:12.63)	6.76L		0:35.74	-7
12	8 APPLECROSS Marnu Potgieter	3	62.0 1200m	0:11.86 1200m	0:13.47 [12] (0:13.47)	15.16L		0:37.53	-2

Scratched: Arts Object (#4), Start Strutting (#15), Buillt (#1)

[] Ranking at each section and finish
 -:-:-:- No data available at this section
 NA No data available

SCN Saddle cloth number
 DNF Did not finish
 DNT Did not track



Horse/Jockey Name	Sizzling Gal
Final Rank	1
Fastest Section Time (Section)	0:11.46 (400m)
Top Speed [km/h] (Section)	65.1 (600m)
Race State	Finished



Doomben QLD Professional
Race 8: LADBROKE IT! Class 6 Handicap - WEIGHTS RAISED
0.5KG - 1600m

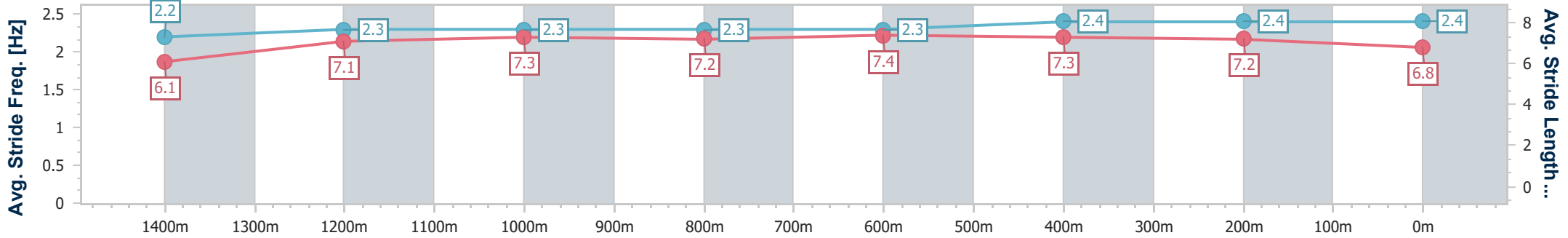
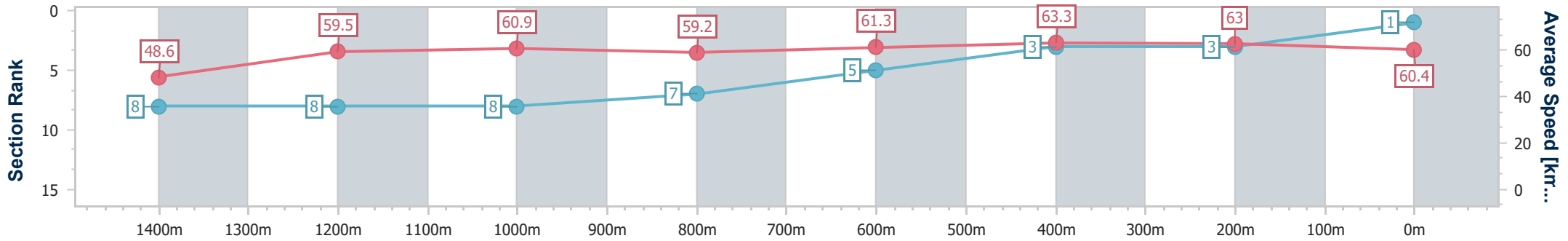
17 August 2024 - 16:29

Track Rating: Soft 7, Weather: Fine, Rail Position: True



BRISBANE
RACING CLUB

Section	Overall	1400m	1200m	1000m	800m	600m	400m	200m
Section Times	1:37.76 [1] (0:14.85)	1:22.91 [8] (0:12.11)	1:10.80 [8] (0:11.87)	0:58.93 [8] (0:12.12)	0:46.81 [7] (0:11.83)	0:34.98 [5] (0:11.47)	0:23.51 [3] (0:11.46)	0:12.05 [3] (0:12.05)
Average Speed [km/h]	48.6	59.5	60.9	59.2	61.3	63.3	63.0	60.4
Top Speed [km/h]	59.8	61.4	62.8	60.8	64.6	65.1	63.9	62.9
Avg. Dist. to Rail [m]	4.9	0.2	0.6	0.5	0.9	2.0	2.9	5.7
Avg. Stride Freq. [Hz]	2.2	2.3	2.3	2.3	2.3	2.4	2.4	2.4
Avg. Stride Length [m]	6.1	7.1	7.3	7.2	7.4	7.3	7.2	6.8



- [] Ranking at each section and finish
- .-.- No data available at this section
- NA No data available



Horse/Jockey Name	Tidal Creek
Final Rank	2
Fastest Section Time (Section)	0:11.66 (400m)
Top Speed [km/h] (Section)	63.1 (Overall)
Race State	Finished



Doomben QLD Professional
Race 8: LADBROKE IT! Class 6 Handicap - WEIGHTS RAISED
0.5KG - 1600m

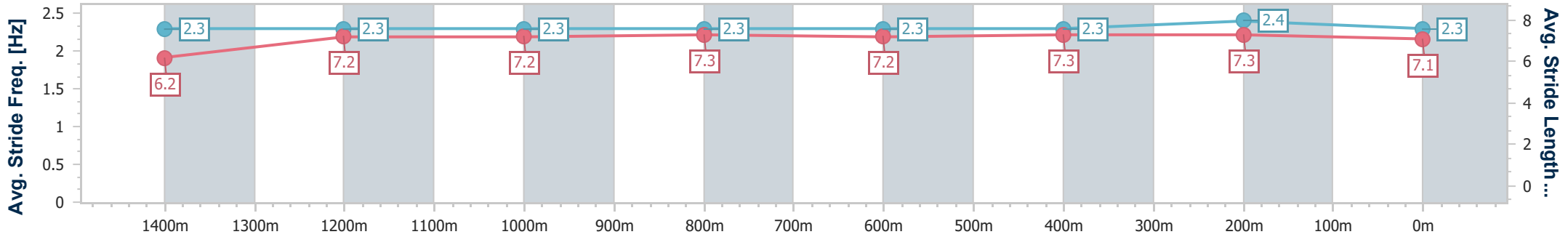
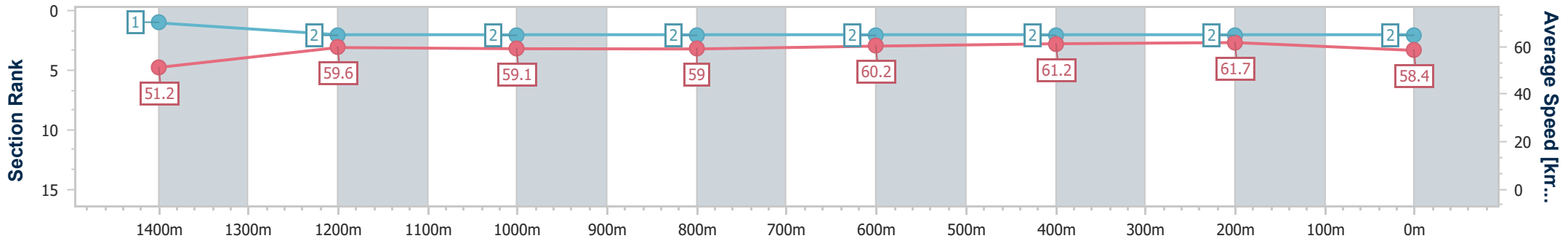
17 August 2024 - 16:29

Track Rating: Soft 7, Weather: Fine, Rail Position: True



BRISBANE
RACING CLUB

Section	Overall	1400m	1200m	1000m	800m	600m	400m	200m
Section Times	1:38.10 [2] (0:14.06)	1:24.04 [1] (0:11.99)	1:12.05 [2] (0:12.18)	0:59.87 [2] (0:12.18)	0:47.69 [2] (0:11.89)	0:35.80 [2] (0:11.72)	0:24.08 [2] (0:11.66)	0:12.42 [2] (0:12.42)
Average Speed [km/h]	51.2	59.6	59.1	59.0	60.2	61.2	61.7	58.4
Top Speed [km/h]	63.1	61.8	60.6	59.6	62.4	62.4	62.9	61.2
Avg. Dist. to Rail [m]	5.1	1.1	0.9	1.1	0.8	1.0	1.2	3.8
Avg. Stride Freq. [Hz]	2.3	2.3	2.3	2.3	2.3	2.3	2.4	2.3
Avg. Stride Length [m]	6.2	7.2	7.2	7.3	7.2	7.3	7.3	7.1



- [] Ranking at each section and finish
- .-.- No data available at this section
- NA No data available



Horse/Jockey Name	Goldeel
Final Rank	3
Fastest Section Time (Section)	0:11.67 (400m)
Top Speed [km/h] (Section)	63.4 (400m)
Race State	Finished



Doomben QLD Professional
Race 8: LADBROKE IT! Class 6 Handicap - WEIGHTS RAISED
0.5KG - 1600m

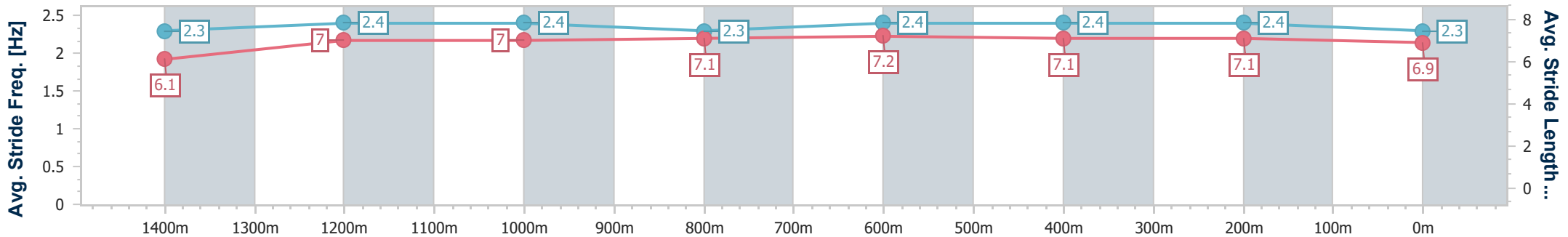
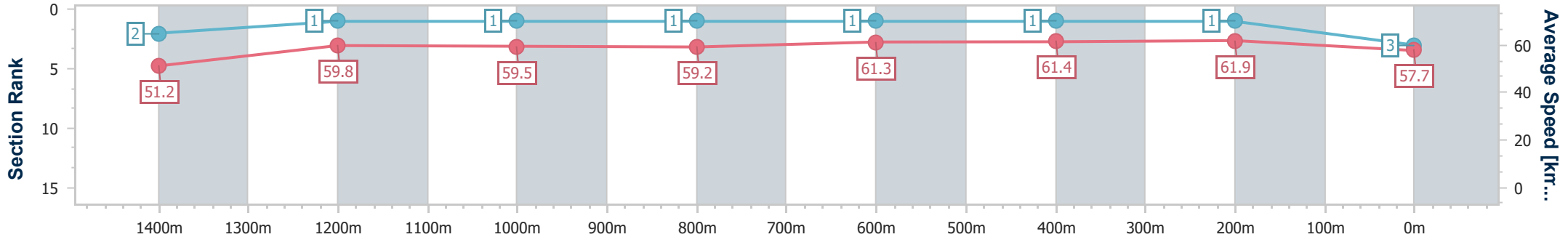
17 August 2024 - 16:29

Track Rating: Soft 7, Weather: Fine, Rail Position: True



BRISBANE
RACING CLUB

Section	Overall	1400m	1200m	1000m	800m	600m	400m	200m
Section Times	1:38.24 [3] (0:14.11)	1:24.13 [2] (0:11.94)	1:12.19 [1] (0:12.13)	1:00.06 [1] (0:12.19)	0:47.87 [1] (0:11.83)	0:36.04 [1] (0:11.80)	0:24.24 [1] (0:11.67)	0:12.57 [1] (0:12.57)
Average Speed [km/h]	51.2	59.8	59.5	59.2	61.3	61.4	61.9	57.7
Top Speed [km/h]	62.8	61.6	60.5	60.6	62.7	63.0	63.4	61.2
Avg. Dist. to Rail [m]	5.7	0.8	0.5	0.9	1.2	1.1	1.6	4.5
Avg. Stride Freq. [Hz]	2.3	2.4	2.4	2.3	2.4	2.4	2.4	2.3
Avg. Stride Length [m]	6.1	7.0	7.0	7.1	7.2	7.1	7.1	6.9



- [] Ranking at each section and finish
- .-.- No data available at this section
- NA No data available



Horse/Jockey Name	The Catch
Final Rank	4
Fastest Section Time (Section)	0:11.61 (400m)
Top Speed [km/h] (Section)	63.2 (400m)
Race State	Finished



Doomben QLD Professional
Race 8: LADBROKE IT! Class 6 Handicap - WEIGHTS RAISED
0.5KG - 1600m

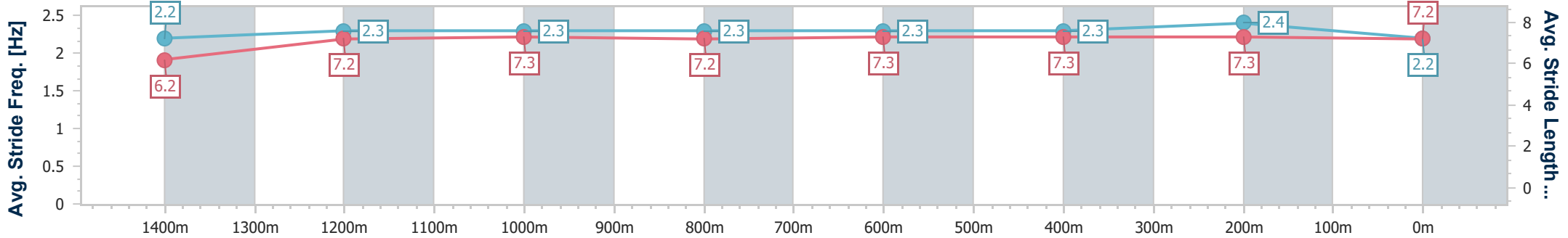
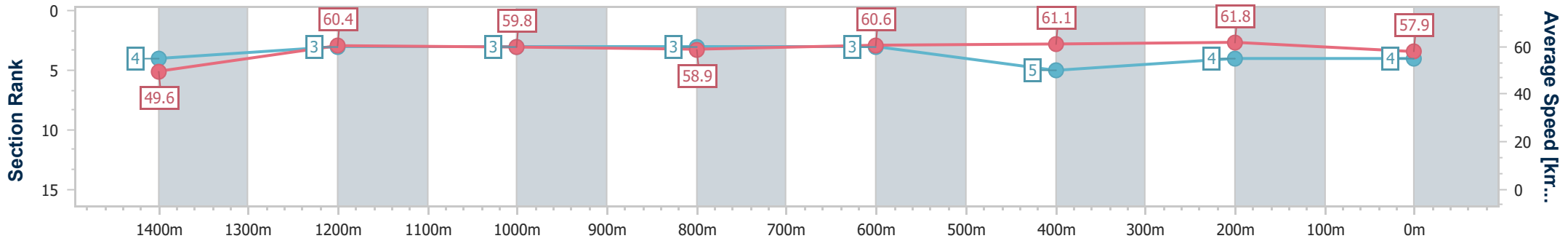
17 August 2024 - 16:29

Track Rating: Soft 7, Weather: Fine, Rail Position: True



BRISBANE
RACING CLUB

Section	Overall	1400m	1200m	1000m	800m	600m	400m	200m
Section Times	1:38.40 [4] (0:14.53)	1:23.87 [4] (0:11.84)	1:12.03 [3] (0:12.06)	0:59.97 [3] (0:12.21)	0:47.76 [3] (0:11.92)	0:35.84 [3] (0:11.72)	0:24.12 [5] (0:11.61)	0:12.51 [4] (0:12.51)
Average Speed [km/h]	49.6	60.4	59.8	58.9	60.6	61.1	61.8	57.9
Top Speed [km/h]	60.9	61.1	60.6	59.3	62.1	62.6	63.2	61.0
Avg. Dist. to Rail [m]	1.1	1.0	0.3	0.4	0.1	0.6	1.7	5.8
Avg. Stride Freq. [Hz]	2.2	2.3	2.3	2.3	2.3	2.3	2.4	2.2
Avg. Stride Length [m]	6.2	7.2	7.3	7.2	7.3	7.3	7.3	7.2



- [] Ranking at each section and finish
- .-.- No data available at this section
- NA No data available



Horse/Jockey Name	Wairere Falls
Final Rank	5
Fastest Section Time (Section)	0:11.59 (400m)
Top Speed [km/h] (Section)	63.3 (600m)
Race State	Finished



Doomben QLD Professional
Race 8: LADBROKE IT! Class 6 Handicap - WEIGHTS RAISED
0.5KG - 1600m

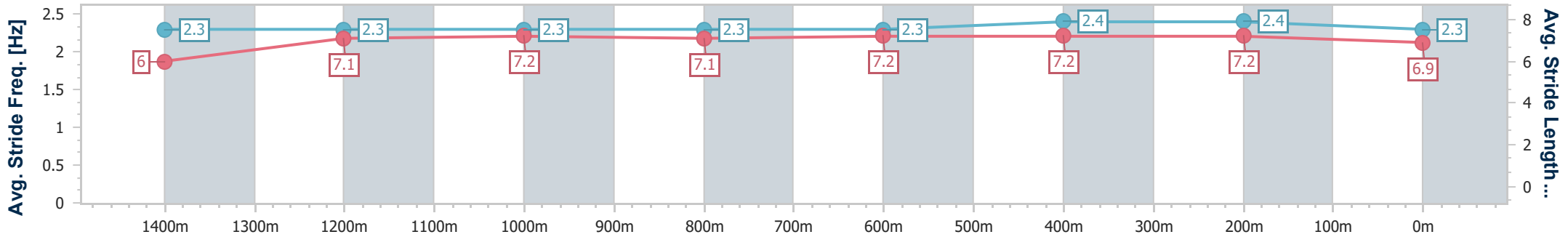
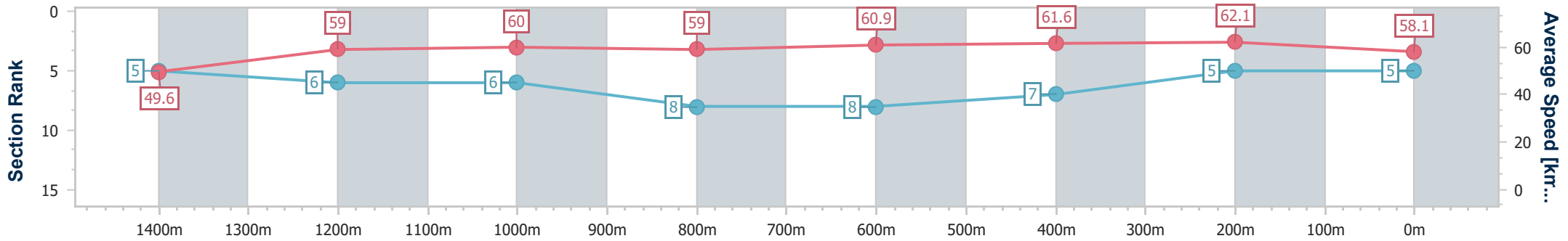
17 August 2024 - 16:29

Track Rating: Soft 7, Weather: Fine, Rail Position: True



BRISBANE
RACING CLUB

Section	Overall	1400m	1200m	1000m	800m	600m	400m	200m
Section Times	1:38.57 [5] (0:14.53)	1:24.04 [5] (0:12.21)	1:11.83 [6] (0:12.00)	0:59.83 [6] (0:12.24)	0:47.59 [8] (0:11.90)	0:35.69 [8] (0:11.62)	0:24.07 [7] (0:11.59)	0:12.48 [5] (0:12.48)
Average Speed [km/h]	49.6	59.0	60.0	59.0	60.9	61.6	62.1	58.1
Top Speed [km/h]	60.4	60.3	61.6	60.2	63.1	63.3	63.2	60.7
Avg. Dist. to Rail [m]	1.1	0.2	1.1	1.5	1.1	0.9	2.7	6.4
Avg. Stride Freq. [Hz]	2.3	2.3	2.3	2.3	2.3	2.4	2.4	2.3
Avg. Stride Length [m]	6.0	7.1	7.2	7.1	7.2	7.2	7.2	6.9



- [] Ranking at each section and finish
- .-.- No data available at this section
- NA No data available



Horse/Jockey Name	Bold Bourbon
Final Rank	6
Fastest Section Time (Section)	0:11.61 (600m)
Top Speed [km/h] (Section)	62.2 (600m)
Race State	Finished



Doomben QLD Professional
Race 8: LADBROKE IT! Class 6 Handicap - WEIGHTS RAISED
0.5KG - 1600m

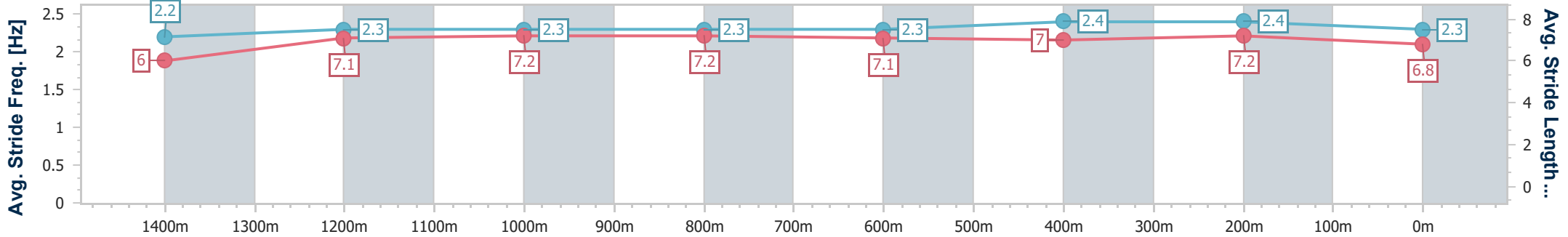
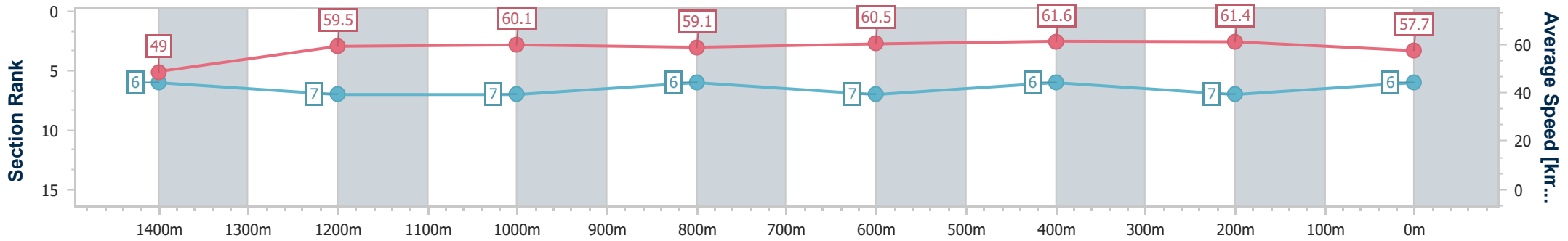
17 August 2024 - 16:29

Track Rating: Soft 7, Weather: Fine, Rail Position: True



BRISBANE
RACING CLUB

Section	Overall	1400m	1200m	1000m	800m	600m	400m	200m
Section Times	1:38.73 [6] (0:14.69)	1:24.04 [6] (0:12.06)	1:11.98 [7] (0:11.99)	0:59.99 [7] (0:12.16)	0:47.83 [6] (0:11.92)	0:35.91 [7] (0:11.61)	0:24.30 [6] (0:11.69)	0:12.61 [7] (0:12.61)
Average Speed [km/h]	49.0	59.5	60.1	59.1	60.5	61.6	61.4	57.7
Top Speed [km/h]	61.0	60.0	61.1	59.8	62.1	62.2	61.9	60.1
Avg. Dist. to Rail [m]	0.5	0.5	0.2	0.4	0.2	1.0	1.3	2.6
Avg. Stride Freq. [Hz]	2.2	2.3	2.3	2.3	2.3	2.4	2.4	2.3
Avg. Stride Length [m]	6.0	7.1	7.2	7.2	7.1	7.0	7.2	6.8



- [] Ranking at each section and finish
- .-.- No data available at this section
- NA No data available



Horse/Jockey Name	Alverdun
Final Rank	7
Fastest Section Time (Section)	0:11.65 (600m)
Top Speed [km/h] (Section)	63.1 (600m)
Race State	Finished



Doomben QLD Professional
Race 8: LADBROKE IT! Class 6 Handicap - WEIGHTS RAISED
0.5KG - 1600m

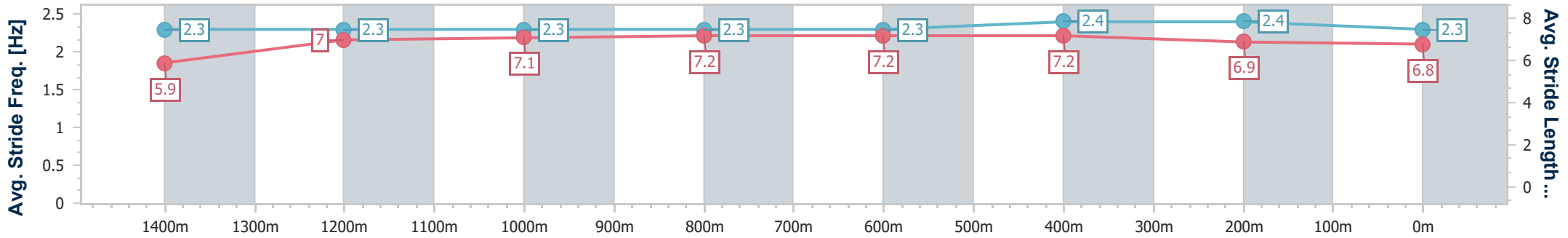
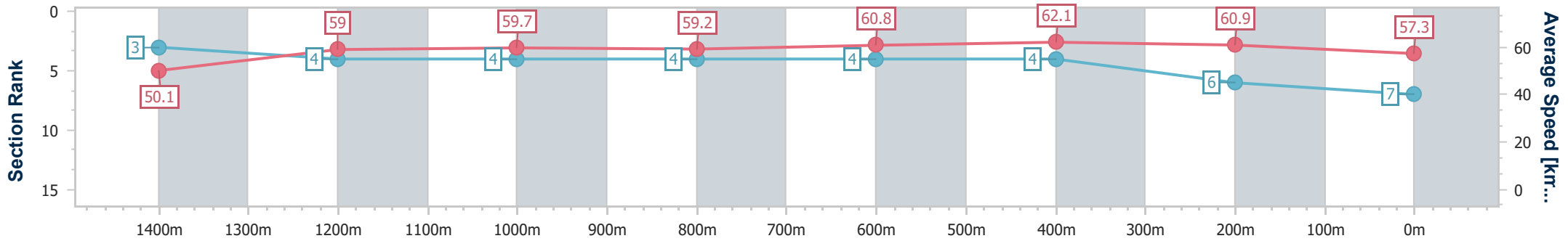
17 August 2024 - 16:29

Track Rating: Soft 7, Weather: Fine, Rail Position: True



BRISBANE
RACING CLUB

Section	Overall	1400m	1200m	1000m	800m	600m	400m	200m
Section Times	1:38.74 [7] (0:14.31)	1:24.43 [3] (0:12.20)	1:12.23 [4] (0:12.06)	1:00.17 [4] (0:12.15)	0:48.02 [4] (0:11.88)	0:36.14 [4] (0:11.65)	0:24.49 [4] (0:11.85)	0:12.64 [6] (0:12.64)
Average Speed [km/h]	50.1	59.0	59.7	59.2	60.8	62.1	60.9	57.3
Top Speed [km/h]	60.7	59.8	60.7	59.9	62.5	63.1	62.2	59.0
Avg. Dist. to Rail [m]	2.5	0.2	0.3	0.3	0.4	0.8	2.9	5.5
Avg. Stride Freq. [Hz]	2.3	2.3	2.3	2.3	2.3	2.4	2.4	2.3
Avg. Stride Length [m]	5.9	7.0	7.1	7.2	7.2	7.2	6.9	6.8



- [] Ranking at each section and finish
- .-.- No data available at this section
- NA No data available



Horse/Jockey Name	Bedford Square
Final Rank	8
Fastest Section Time (Section)	0:11.43 (600m)
Top Speed [km/h] (Section)	64.6 (600m)
Race State	Finished



Doomben QLD Professional
Race 8: LADBROKE IT! Class 6 Handicap - WEIGHTS RAISED
0.5KG - 1600m

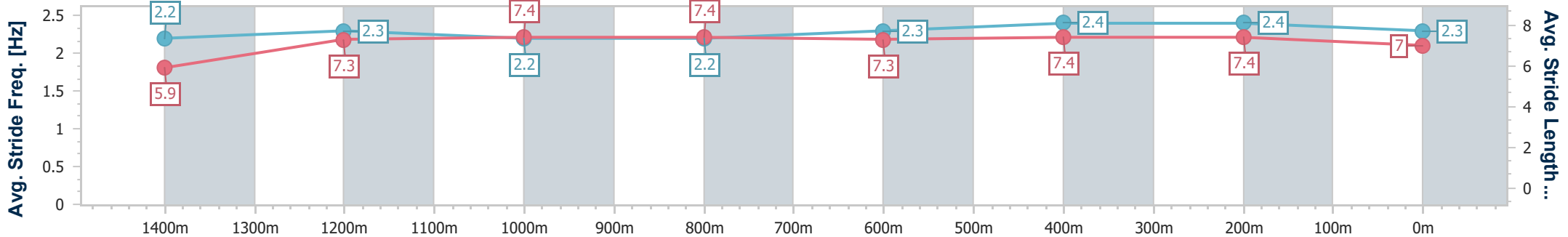
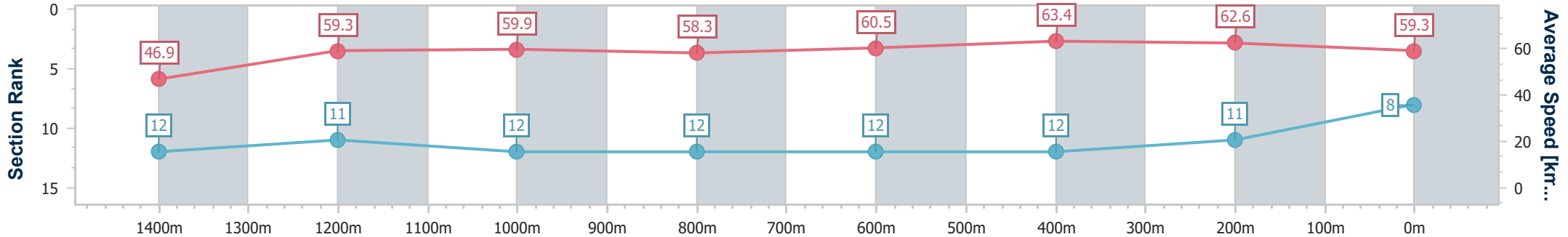
17 August 2024 - 16:29

Track Rating: Soft 7, Weather: Fine, Rail Position: True



BRISBANE
RACING CLUB

Section	Overall	1400m	1200m	1000m	800m	600m	400m	200m
Section Times	1:38.77 [8] (0:15.34)	1:23.43 [12] (0:11.94)	1:11.49 [11] (0:11.99)	0:59.50 [12] (0:12.35)	0:47.15 [12] (0:11.93)	0:35.22 [12] (0:11.43)	0:23.79 [12] (0:11.53)	0:12.26 [11] (0:12.26)
Average Speed [km/h]	46.9	59.3	59.9	58.3	60.5	63.4	62.6	59.3
Top Speed [km/h]	60.5	60.0	61.3	59.6	62.6	64.6	64.1	62.0
Avg. Dist. to Rail [m]	2.6	2.4	1.2	0.4	0.9	1.2	5.2	10.7
Avg. Stride Freq. [Hz]	2.2	2.3	2.2	2.2	2.3	2.4	2.4	2.3
Avg. Stride Length [m]	5.9	7.3	7.4	7.4	7.3	7.4	7.4	7.0



- [] Ranking at each section and finish
- .-.- No data available at this section
- NA No data available



Horse/Jockey Name	Madame Odette
Final Rank	9
Fastest Section Time (Section)	0:11.51 (400m)
Top Speed [km/h] (Section)	64.3 (600m)
Race State	Finished



Doomben QLD Professional
Race 8: LADBROKE IT! Class 6 Handicap - WEIGHTS RAISED
0.5KG - 1600m

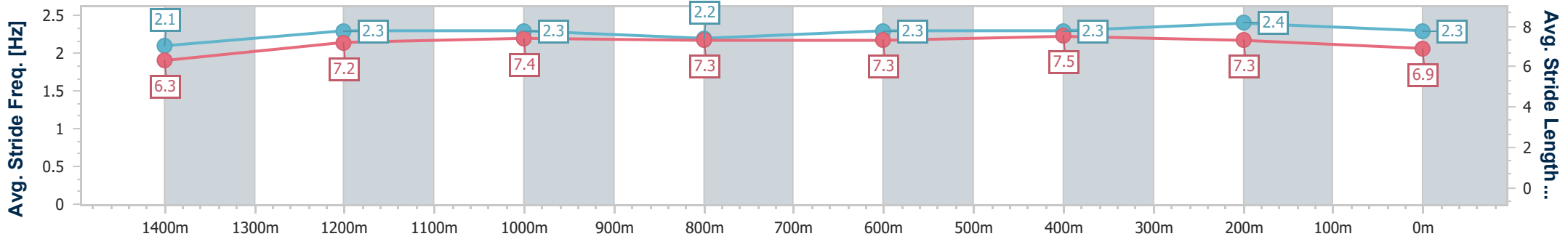
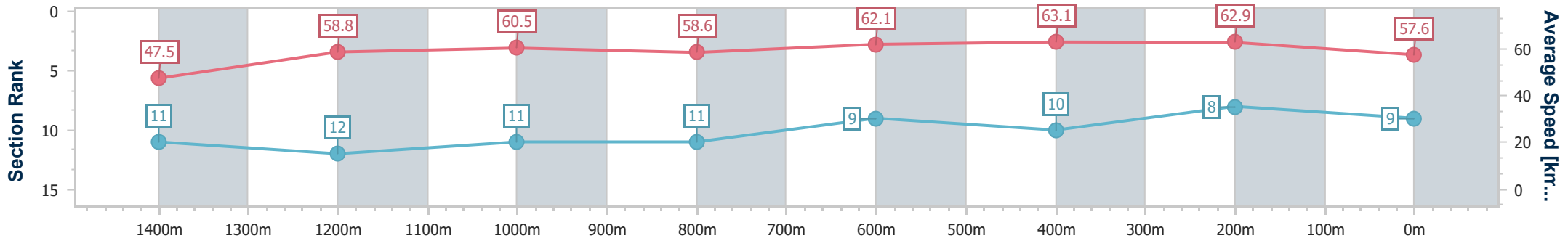


BRISBANE
 RACING CLUB

17 August 2024 - 16:29

Track Rating: Soft 7, Weather: Fine, Rail Position: True

Section	Overall	1400m	1200m	1000m	800m	600m	400m	200m
Section Times	1:38.79 [9] (0:15.17)	1:23.62 [11] (0:12.17)	1:11.45 [12] (0:11.90)	0:59.55 [11] (0:12.31)	0:47.24 [11] (0:11.56)	0:35.68 [9] (0:11.58)	0:24.10 [10] (0:11.51)	0:12.59 [8] (0:12.59)
Average Speed [km/h]	47.5	58.8	60.5	58.6	62.1	63.1	62.9	57.6
Top Speed [km/h]	59.9	60.3	61.4	60.3	64.0	64.3	64.1	61.3
Avg. Dist. to Rail [m]	3.2	0.5	0.4	0.4	0.7	2.3	5.5	9.8
Avg. Stride Freq. [Hz]	2.1	2.3	2.3	2.2	2.3	2.3	2.4	2.3
Avg. Stride Length [m]	6.3	7.2	7.4	7.3	7.3	7.5	7.3	6.9



- [] Ranking at each section and finish
- .-.- No data available at this section
- NA No data available



Horse/Jockey Name	Thesecondatportsea
Final Rank	10
Fastest Section Time (Section)	0:11.51 (600m)
Top Speed [km/h] (Section)	63.4 (600m)
Race State	Finished



Doomben QLD Professional
 Race 8: LADBROKE IT! Class 6 Handicap - WEIGHTS RAISED
 0.5KG - 1600m

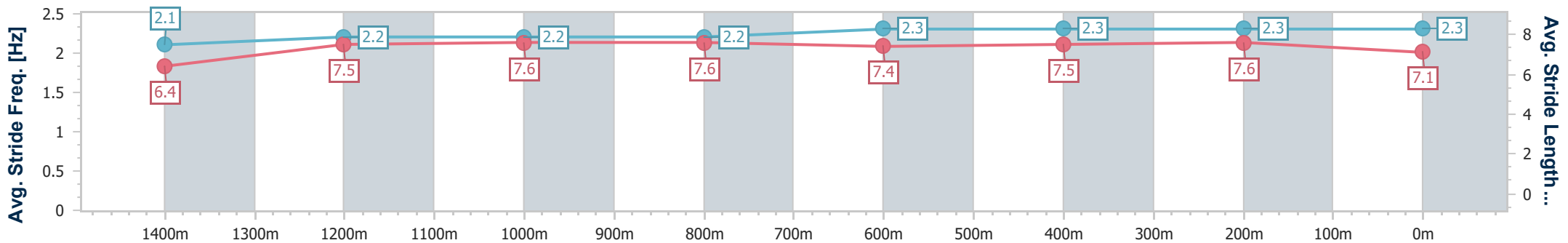
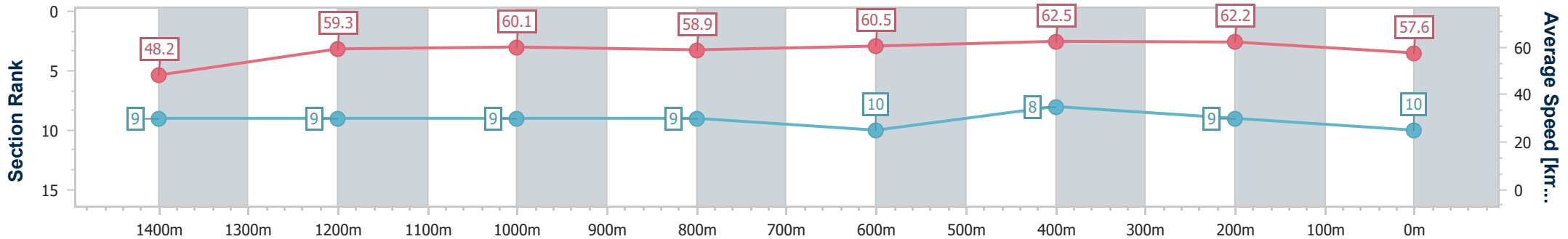


BRISBANE
 RACING CLUB

17 August 2024 - 16:29

Track Rating: Soft 7, Weather: Fine, Rail Position: True

Section	Overall	1400m	1200m	1000m	800m	600m	400m	200m
Section Times	1:38.81 [10] (0:14.91)	1:23.90 [9] (0:12.11)	1:11.79 [9] (0:11.99)	0:59.80 [9] (0:12.20)	0:47.60 [9] (0:11.93)	0:35.67 [10] (0:11.51)	0:24.16 [8] (0:11.59)	0:12.57 [9] (0:12.57)
Average Speed [km/h]	48.2	59.3	60.1	58.9	60.5	62.5	62.2	57.6
Top Speed [km/h]	60.5	59.7	60.9	59.6	62.5	63.4	62.8	60.5
Avg. Dist. to Rail [m]	1.8	0.7	0.2	0.2	0.4	0.4	2.7	7.8
Avg. Stride Freq. [Hz]	2.1	2.2	2.2	2.2	2.3	2.3	2.3	2.3
Avg. Stride Length [m]	6.4	7.5	7.6	7.6	7.4	7.5	7.6	7.1



- [] Ranking at each section and finish
- .-.- No data available at this section
- NA No data available



Horse/Jockey Name	Aswaat
Final Rank	11
Fastest Section Time (Section)	0:11.51 (600m)
Top Speed [km/h] (Section)	64.0 (600m)
Race State	Finished



Doomben QLD Professional
Race 8: LADBROKE IT! Class 6 Handicap - WEIGHTS RAISED
0.5KG - 1600m

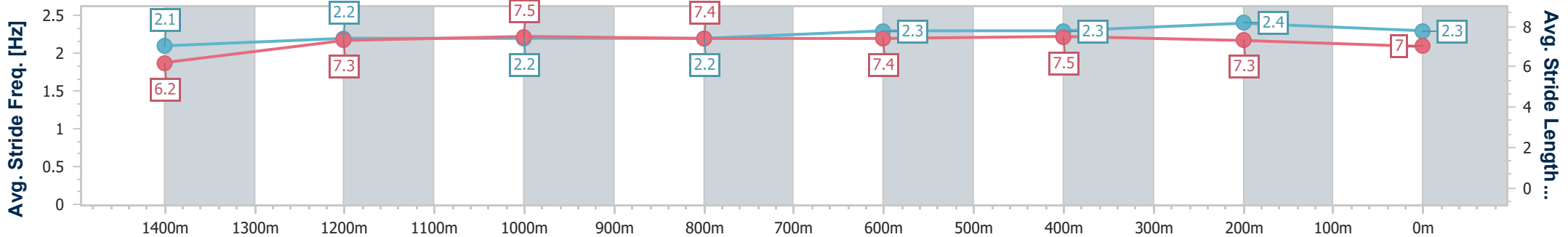
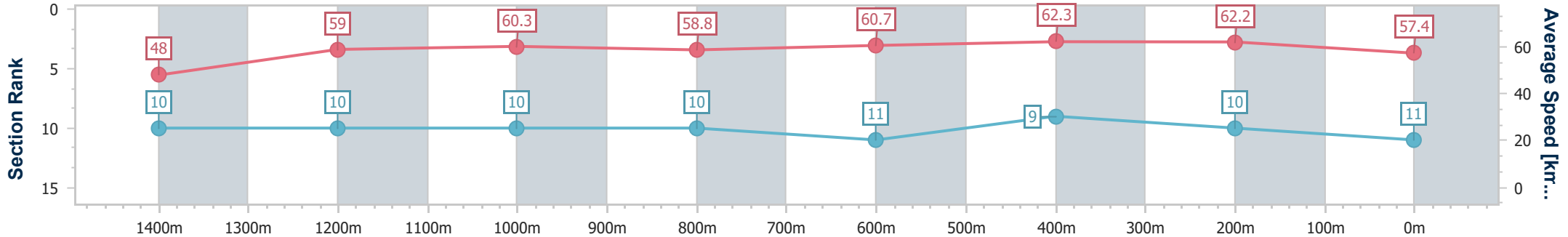


BRISBANE
 RACING CLUB

17 August 2024 - 16:29

Track Rating: Soft 7, Weather: Fine, Rail Position: True

Section	Overall	1400m	1200m	1000m	800m	600m	400m	200m
Section Times	1:38.90 [11] (0:15.04)	1:23.86 [10] (0:12.07)	1:11.79 [10] (0:11.92)	0:59.87 [10] (0:12.26)	0:47.61 [10] (0:11.87)	0:35.74 [11] (0:11.51)	0:24.23 [9] (0:11.60)	0:12.63 [10] (0:12.63)
Average Speed [km/h]	48.0	59.0	60.3	58.8	60.7	62.3	62.2	57.4
Top Speed [km/h]	59.5	59.9	61.5	59.7	63.2	64.0	63.5	61.4
Avg. Dist. to Rail [m]	2.6	1.4	1.0	0.6	0.3	0.4	3.2	8.3
Avg. Stride Freq. [Hz]	2.1	2.2	2.2	2.2	2.3	2.3	2.4	2.3
Avg. Stride Length [m]	6.2	7.3	7.5	7.4	7.4	7.5	7.3	7.0



- [] Ranking at each section and finish
- .-.- No data available at this section
- NA No data available



Horse/Jockey Name	Applecross
Final Rank	12
Fastest Section Time (Section)	0:11.86 (1200m)
Top Speed [km/h] (Section)	62.0 (1200m)
Race State	Finished



Doomben QLD Professional
Race 8: LADBROKE IT! Class 6 Handicap - WEIGHTS RAISED
0.5KG - 1600m

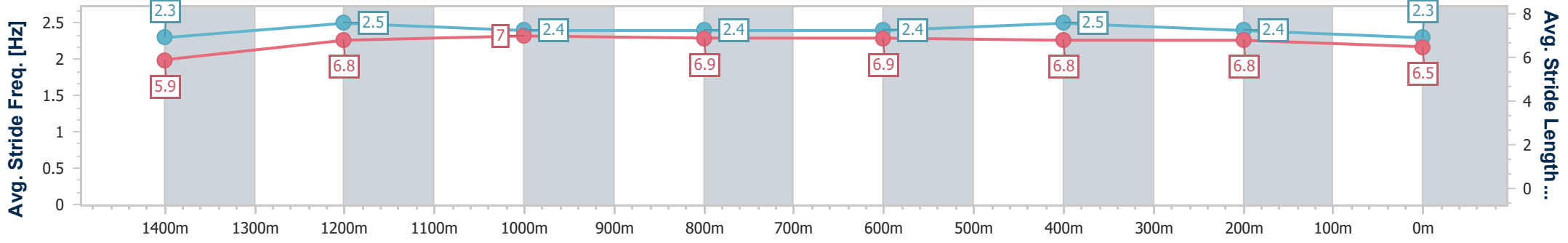
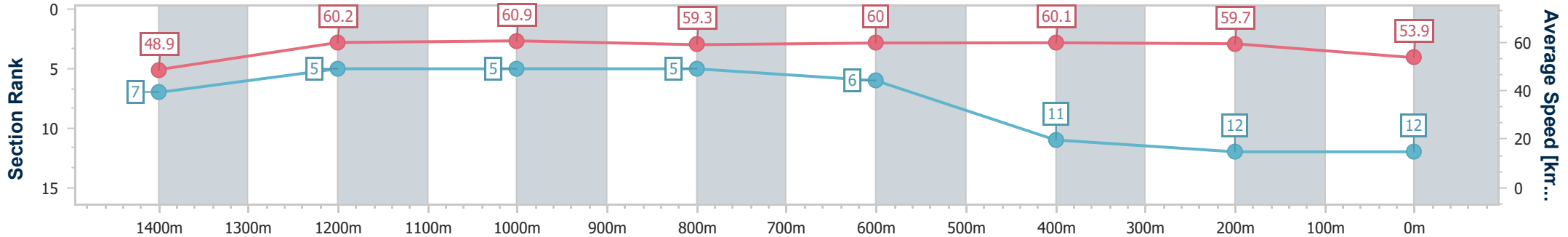


BRISBANE
 RACING CLUB

17 August 2024 - 16:29

Track Rating: Soft 7, Weather: Fine, Rail Position: True

Section	Overall	1400m	1200m	1000m	800m	600m	400m	200m
Section Times	1:40.33 [12] (0:14.72)	1:25.61 [7] (0:12.00)	1:13.61 [5] (0:11.86)	1:01.75 [5] (0:12.16)	0:49.59 [5] (0:12.06)	0:37.53 [6] (0:11.97)	0:25.56 [11] (0:12.09)	0:13.47 [12] (0:13.47)
Average Speed [km/h]	48.9	60.2	60.9	59.3	60.0	60.1	59.7	53.9
Top Speed [km/h]	61.1	61.2	62.0	60.1	61.7	61.6	61.1	58.8
Avg. Dist. to Rail [m]	1.3	0.4	0.9	1.0	0.8	0.4	2.8	5.9
Avg. Stride Freq. [Hz]	2.3	2.5	2.4	2.4	2.4	2.5	2.4	2.3
Avg. Stride Length [m]	5.9	6.8	7.0	6.9	6.9	6.8	6.8	6.5



- [] Ranking at each section and finish
- .-.- No data available at this section
- NA No data available



Doomben QLD Professional

Race 9: ECLIPSE BRISBANE OPEN Handicap - 1110m

17 August 2024 - 17:07



BRISBANE
RACING CLUB

Track Rating: Soft 7, Weather: Fine, Rail Position: True

Section		Field Times											
Overall	1000m	800m	600m	400m	200m	Last 600m							
1:05.53 (0:08.33)	0:57.20 (0:10.56)	0:46.64 (0:11.36)	0:35.28 (0:11.46)	0:23.82 (0:11.48)	0:12.34 (0:12.34)	0:35.28							
Rank	TAB	Horse/Jockey	Barrier	Top Speed [km/h]	Fastest Section	Overall	1000m	800m	600m	400m	200m	Margin	Distance Travelled [m]
1	15	MY SNOW QUEEN Tahlia Fenlon	2	68.4 1000m	0:08.36 Overall	1:05.53 [1] (0:08.36)	0:57.17 [3] (0:10.81)	0:46.36 [5] (0:11.41)	0:34.95 [6] (0:11.47)	0:23.48 [5] (0:11.37)	0:12.11 [4] (0:12.11)	1:05.53 0:34.95	
2	10	GOLDSBOROUGH Nikita Beriman	18	68.4 1000m	0:08.80 Overall	1:05.53 [2] (0:08.80)	0:56.73 [10] (0:10.91)	0:45.82 [10] (0:11.02)	0:34.80 [9] (0:11.52)	0:23.28 [8] (0:11.22)	0:12.06 [5] (0:12.06)	0.01L 0:34.80	+8
3	1	BACCHANALIA James Orman	5	66.9 1000m	0:08.57 Overall	1:05.62 [3] (0:08.57)	0:57.05 [7] (0:10.90)	0:46.15 [8] (0:11.20)	0:34.95 [7] (0:11.62)	0:23.33 [9] (0:11.18)	0:12.15 [6] (0:12.15)	0.55L 0:34.95	+9
4	9	OVIDIUS Ron Stewart	3	68.4 1000m	0:08.38 Overall	1:05.65 [4] (0:08.38)	0:57.27 [4] (0:10.74)	0:46.53 [4] (0:11.36)	0:35.17 [4] (0:11.50)	0:23.67 [3] (0:11.40)	0:12.27 [3] (0:12.27)	0.74L 0:35.17	+6
5	11	NED'S GULLY Angela Jones	7	67.0 1000m	0:08.64 Overall	1:05.68 [5] (0:08.64)	0:57.04 [8] (0:10.93)	0:46.11 [9] (0:11.33)	0:34.78 [10] (0:11.46)	0:23.32 [10] (0:11.40)	0:11.92 [9] (0:11.92)	0.9L 0:34.78	+12
6	2	SITUATION ROOM Cejay Graham	4	69.8 1000m	0:08.34 Overall	1:05.68 [6] (0:08.34)	0:57.34 [2] (0:10.61)	0:46.73 [2] (0:11.36)	0:35.37 [3] (0:11.40)	0:23.97 [1] (0:11.48)	0:12.49 [1] (0:12.49)	0.92L 0:35.37	+3
7	3	HARDWARE LANE Noel Callow	9	69.7 1000m	0:08.73 Overall	1:05.81 [7] (0:08.73)	0:57.08 [9] (0:10.56)	0:46.52 [6] (0:11.28)	0:35.24 [5] (0:11.63)	0:23.61 [6] (0:11.50)	0:12.11 [8] (0:12.11)	1.65L 0:35.24	+7
8	14	NORTHERN EXPRESS Taylor Marshall	15	69.8 1000m	0:08.48 Overall	1:06.00 [8] (0:08.48)	0:57.52 [5] (0:10.59)	0:46.93 [3] (0:11.23)	0:35.70 [2] (0:11.68)	0:24.02 [4] (0:11.55)	0:12.47 [7] (0:12.47)	2.8L 0:35.70	+14
9	6	KING KLAUS Dale Smith	8	69.5 1000m	0:08.33 Overall	1:06.44 [9] (0:08.33)	0:58.11 [1] (0:10.56)	0:47.55 [1] (0:11.36)	0:36.19 [1] (0:11.53)	0:24.66 [2] (0:11.58)	0:13.08 [2] (0:13.08)	5.35L 0:36.19	+9
10	17	EN POINTE Bailey Wheeler	10	67.2 1000m	0:08.49 Overall	1:06.92 [10] (0:08.49)	0:58.43 [6] (0:10.87)	0:47.56 [7] (0:11.32)	0:36.24 [8] (0:11.56)	0:24.68 [7] (0:11.73)	0:12.95 [10] (0:12.95)	8.18L 0:36.24	+11

Scratched: Hatchet (#8), Hakkai Maru (#16), Pocket Full (#18), Hold On Honey (#5), Vodka Martini (#4), Tectonic Plate (#12), Brereton (#13), Unflinching (#7)

Report Created: Sat 17 August 2024 17:24 GMT+1 (Note: Timing is based on position data)

Page 1/11

[] Ranking at each section and finish
-:--:-- No data available at this section
NA No data available

SCN Saddle cloth number
DNF Did not finish
DNT Did not track

data processed by TRIPLES DATA



Horse/Jockey Name	My Snow Queen
Final Rank	1
Fastest Section Time (Section)	0:08.36 (Overall)
Top Speed [km/h] (Section)	68.4 (1000m)
Race State	Finished

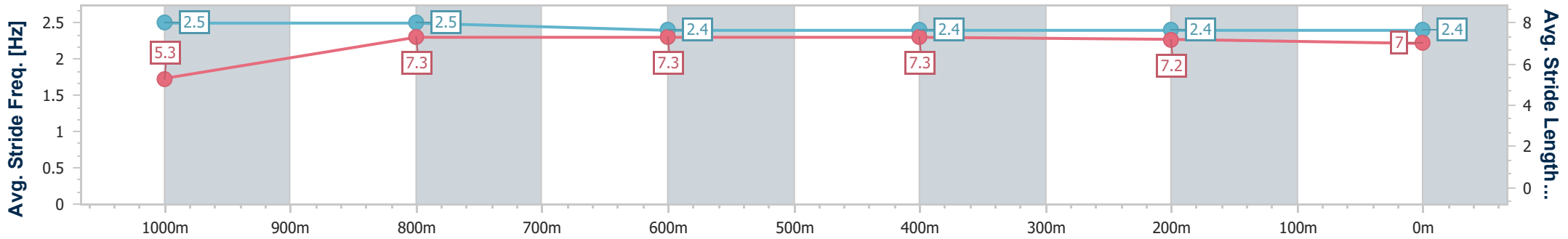
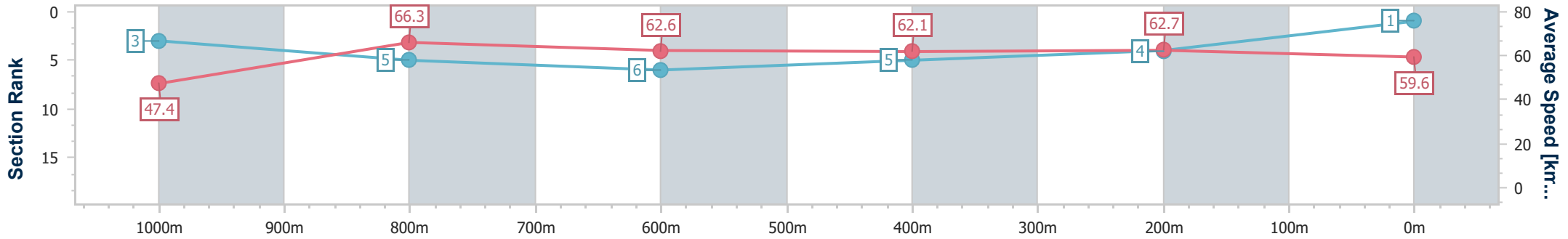


Doomben QLD Professional
Race 9: ECLIPSE BRISBANE OPEN Handicap - 1110m
 17 August 2024 - 17:07
 Track Rating: Soft 7, Weather: Fine, Rail Position: True



BRISBANE
RACING CLUB

Section	Overall	1000m	800m	600m	400m	200m
Section Times	1:05.53 [1] (0:08.36)	0:57.17 [3] (0:10.81)	0:46.36 [5] (0:11.41)	0:34.95 [6] (0:11.47)	0:23.48 [5] (0:11.37)	0:12.11 [4]
Average Speed [km/h]	47.4	66.3	62.6	62.1	62.7	59.6
Top Speed [km/h]	64.7	68.4	63.9	64.1	64.5	63.0
Avg. Dist. to Rail [m]	2.0	0.8	1.0	2.0	2.4	2.1
Avg. Stride Freq. [Hz]	2.5	2.5	2.4	2.4	2.4	2.4
Avg. Stride Length [m]	5.3	7.3	7.3	7.3	7.2	7.0



- [] Ranking at each section and finish
- .-.- No data available at this section
- NA No data available



Horse/Jockey Name	Goldsborough
Final Rank	2
Fastest Section Time (Section)	0:08.80 (Overall)
Top Speed [km/h] (Section)	68.4 (1000m)
Race State	Finished

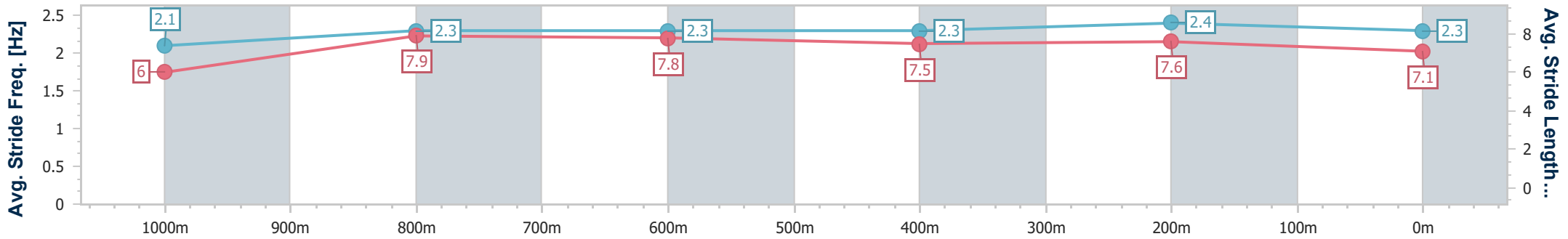
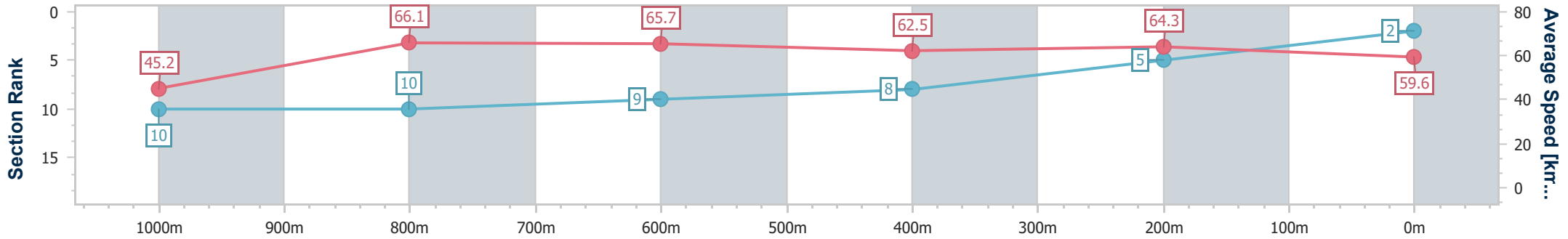


Doomben QLD Professional
Race 9: ECLIPSE BRISBANE OPEN Handicap - 1110m
 17 August 2024 - 17:07
 Track Rating: Soft 7, Weather: Fine, Rail Position: True



BRISBANE
RACING CLUB

Section	Overall	1000m	800m	600m	400m	200m
Section Times	1:05.53 [2] (0:08.80)	0:56.73 [10] (0:10.91)	0:45.82 [10] (0:11.02)	0:34.80 [9] (0:11.52)	0:23.28 [8] (0:11.22)	0:12.06 [5]
Average Speed [km/h]	45.2	66.1	65.7	62.5	64.3	59.6
Top Speed [km/h]	63.5	68.4	66.6	65.2	65.2	62.6
Avg. Dist. to Rail [m]	10.2	1.9	0.8	0.4	0.5	0.8
Avg. Stride Freq. [Hz]	2.1	2.3	2.3	2.3	2.4	2.3
Avg. Stride Length [m]	6.0	7.9	7.8	7.5	7.6	7.1



- [] Ranking at each section and finish
- .-.- No data available at this section
- NA No data available



Horse/Jockey Name	Bacchanalia
Final Rank	3
Fastest Section Time (Section)	0:08.57 (Overall)
Top Speed [km/h] (Section)	66.9 (1000m)
Race State	Finished

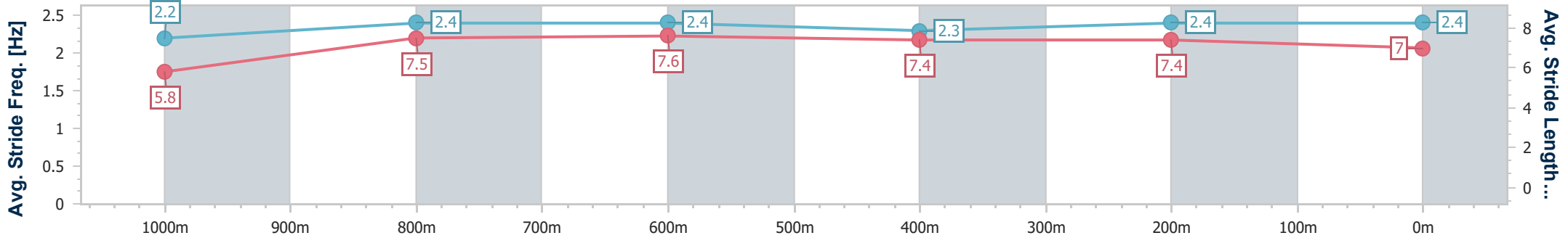
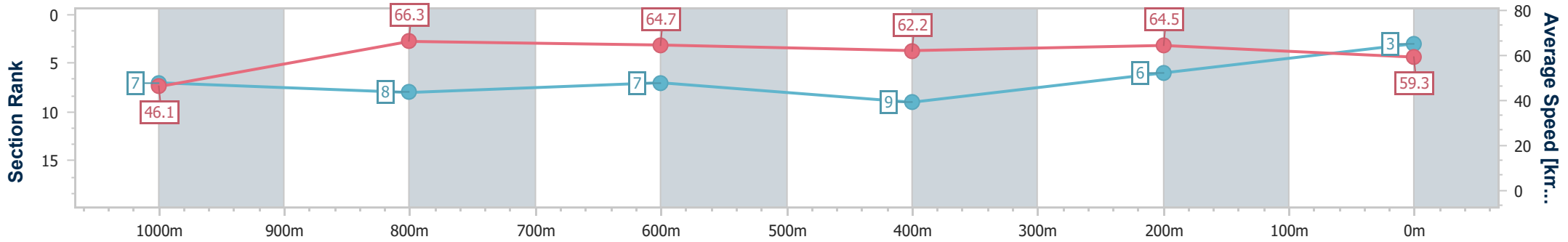


Doomben QLD Professional
Race 9: ECLIPSE BRISBANE OPEN Handicap - 1110m
 17 August 2024 - 17:07
 Track Rating: Soft 7, Weather: Fine, Rail Position: True



BRISBANE
RACING CLUB

Section	Overall	1000m	800m	600m	400m	200m
Section Times	1:05.62 [3] (0:08.57)	0:57.05 [7] (0:10.90)	0:46.15 [8] (0:11.20)	0:34.95 [7] (0:11.62)	0:23.33 [9] (0:11.18)	0:12.15 [6]
Average Speed [km/h]	46.1	66.3	64.7	62.2	64.5	59.3
Top Speed [km/h]	65.3	66.9	66.7	63.4	65.6	63.3
Avg. Dist. to Rail [m]	5.2	1.7	1.1	0.7	1.5	4.6
Avg. Stride Freq. [Hz]	2.2	2.4	2.4	2.3	2.4	2.4
Avg. Stride Length [m]	5.8	7.5	7.6	7.4	7.4	7.0



- [] Ranking at each section and finish
- .-.- No data available at this section
- NA No data available



Horse/Jockey Name	Ovidius
Final Rank	4
Fastest Section Time (Section)	0:08.38 (Overall)
Top Speed [km/h] (Section)	68.4 (1000m)
Race State	Finished

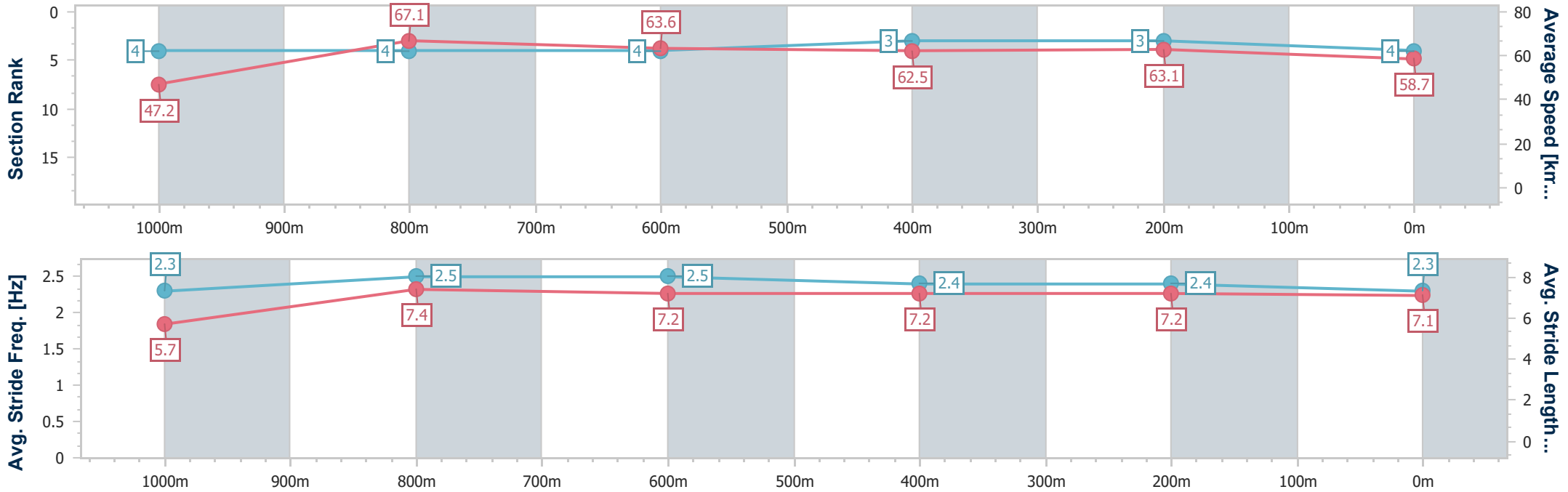


Doomben QLD Professional
Race 9: ECLIPSE BRISBANE OPEN Handicap - 1110m
 17 August 2024 - 17:07
 Track Rating: Soft 7, Weather: Fine, Rail Position: True



BRISBANE
RACING CLUB

Section	Overall	1000m	800m	600m	400m	200m
Section Times	1:05.65 [4] (0:08.38)	0:57.27 [4] (0:10.74)	0:46.53 [4] (0:11.36)	0:35.17 [4] (0:11.50)	0:23.67 [3] (0:11.40)	0:12.27 [3] (0:12.27)
Average Speed [km/h]	47.2	67.1	63.6	62.5	63.1	58.7
Top Speed [km/h]	65.0	68.4	67.5	63.9	64.7	61.8
Avg. Dist. to Rail [m]	3.4	0.8	1.1	0.6	1.2	2.0
Avg. Stride Freq. [Hz]	2.3	2.5	2.5	2.4	2.4	2.3
Avg. Stride Length [m]	5.7	7.4	7.2	7.2	7.2	7.1



- [] Ranking at each section and finish
- .-.- No data available at this section
- NA No data available



Horse/Jockey Name	Ned's Gully
Final Rank	5
Fastest Section Time (Section)	0:08.64 (Overall)
Top Speed [km/h] (Section)	67.0 (1000m)
Race State	Finished

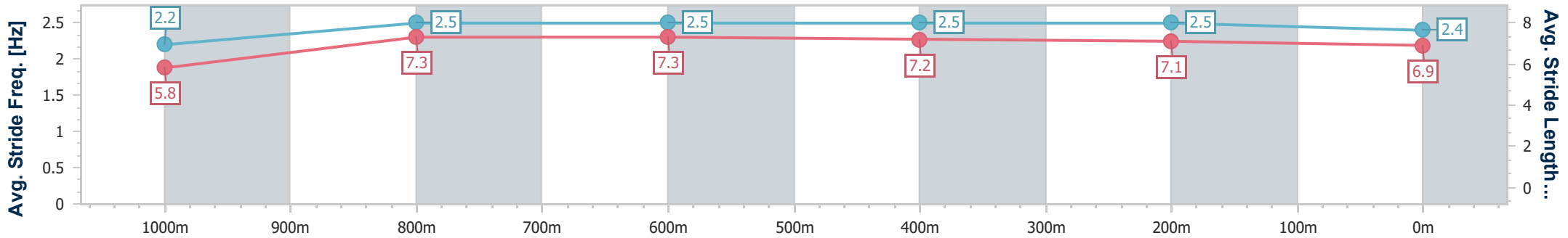
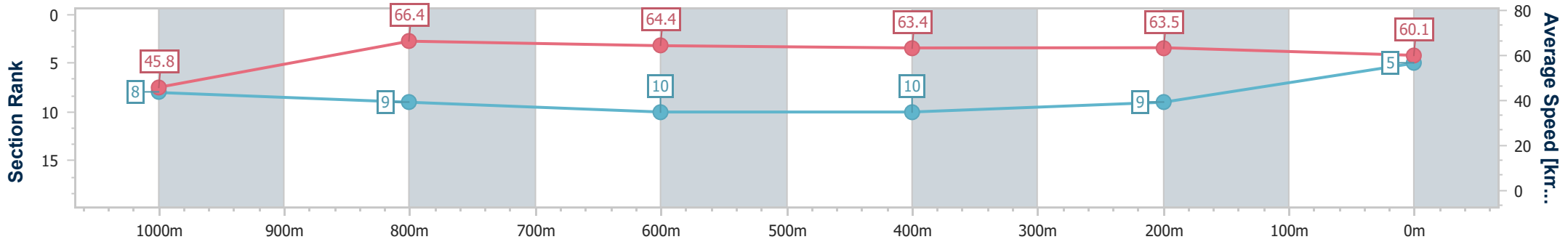


Doomben QLD Professional
Race 9: ECLIPSE BRISBANE OPEN Handicap - 1110m
 17 August 2024 - 17:07
 Track Rating: Soft 7, Weather: Fine, Rail Position: True



BRISBANE
RACING CLUB

Section	Overall	1000m	800m	600m	400m	200m
Section Times	1:05.68 [5] (0:08.64)	0:57.04 [8] (0:10.93)	0:46.11 [9] (0:11.33)	0:34.78 [10] (0:11.46)	0:23.32 [10] (0:11.40)	0:11.92 [9]
Average Speed [km/h]	45.8	66.4	64.4	63.4	63.5	60.1
Top Speed [km/h]	65.0	67.0	65.8	64.7	64.4	64.7
Avg. Dist. to Rail [m]	6.8	2.8	2.9	1.3	3.5	3.7
Avg. Stride Freq. [Hz]	2.2	2.5	2.5	2.5	2.5	2.4
Avg. Stride Length [m]	5.8	7.3	7.3	7.2	7.1	6.9



- [] Ranking at each section and finish
- .-.- No data available at this section
- NA No data available



Horse/Jockey Name	Situation Room
Final Rank	6
Fastest Section Time (Section)	0:08.34 (Overall)
Top Speed [km/h] (Section)	69.8 (1000m)
Race State	Finished

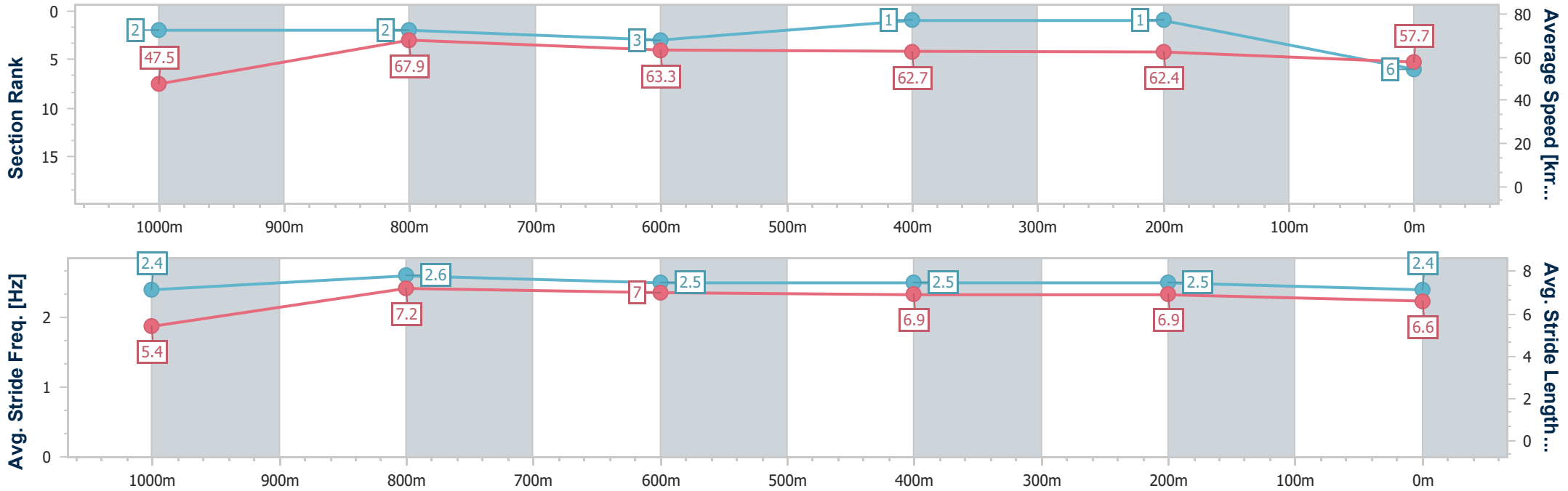


Doomben QLD Professional
Race 9: ECLIPSE BRISBANE OPEN Handicap - 1110m
 17 August 2024 - 17:07
 Track Rating: Soft 7, Weather: Fine, Rail Position: True



BRISBANE
RACING CLUB

Section	Overall	1000m	800m	600m	400m	200m
Section Times	1:05.68 [6] (0:08.34)	0:57.34 [2] (0:10.61)	0:46.73 [2] (0:11.36)	0:35.37 [3] (0:11.40)	0:23.97 [1] (0:11.48)	0:12.49 [1] (0:12.49)
Average Speed [km/h]	47.5	67.9	63.3	62.7	62.4	57.7
Top Speed [km/h]	66.4	69.8	65.4	65.6	64.6	62.0
Avg. Dist. to Rail [m]	4.5	0.9	0.2	1.3	2.5	2.3
Avg. Stride Freq. [Hz]	2.4	2.6	2.5	2.5	2.5	2.4
Avg. Stride Length [m]	5.4	7.2	7.0	6.9	6.9	6.6



- [] Ranking at each section and finish
- .-.- No data available at this section
- NA No data available



Horse/Jockey Name	Hardware Lane
Final Rank	7
Fastest Section Time (Section)	0:08.73 (Overall)
Top Speed [km/h] (Section)	69.7 (1000m)
Race State	Finished

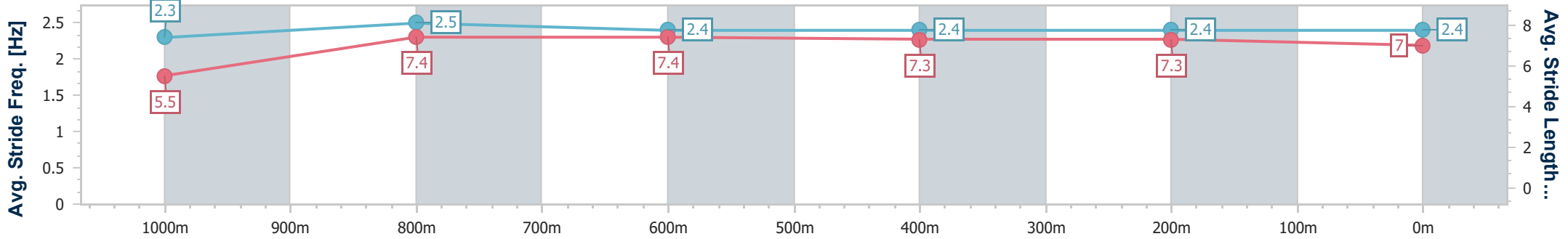
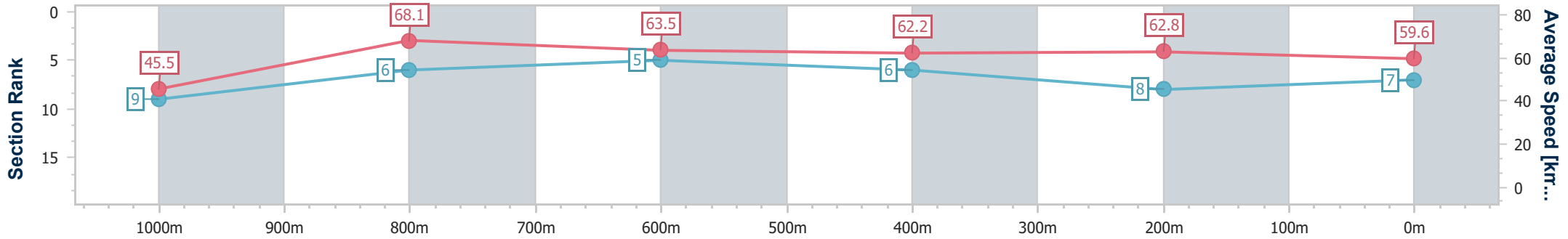


Doomben QLD Professional
Race 9: ECLIPSE BRISBANE OPEN Handicap - 1110m
 17 August 2024 - 17:07
 Track Rating: Soft 7, Weather: Fine, Rail Position: True



BRISBANE
RACING CLUB

Section	Overall	1000m	800m	600m	400m	200m
Section Times	1:05.81 [7] (0:08.73)	0:57.08 [9] (0:10.56)	0:46.52 [6] (0:11.28)	0:35.24 [5] (0:11.63)	0:23.61 [6] (0:11.50)	0:12.11 [8]
Average Speed [km/h]	45.5	68.1	63.5	62.2	62.8	59.6
Top Speed [km/h]	66.8	69.7	67.2	63.2	63.8	62.4
Avg. Dist. to Rail [m]	6.2	0.4	0.5	0.4	3.3	4.1
Avg. Stride Freq. [Hz]	2.3	2.5	2.4	2.4	2.4	2.4
Avg. Stride Length [m]	5.5	7.4	7.4	7.3	7.3	7.0



- [] Ranking at each section and finish
- .-.- No data available at this section
- NA No data available



Horse/Jockey Name	Northern Express
Final Rank	8
Fastest Section Time (Section)	0:08.48 (Overall)
Top Speed [km/h] (Section)	69.8 (1000m)
Race State	Finished

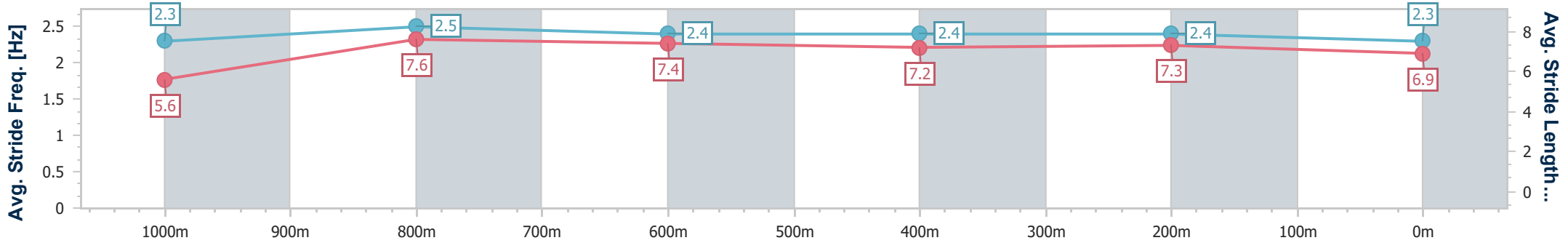
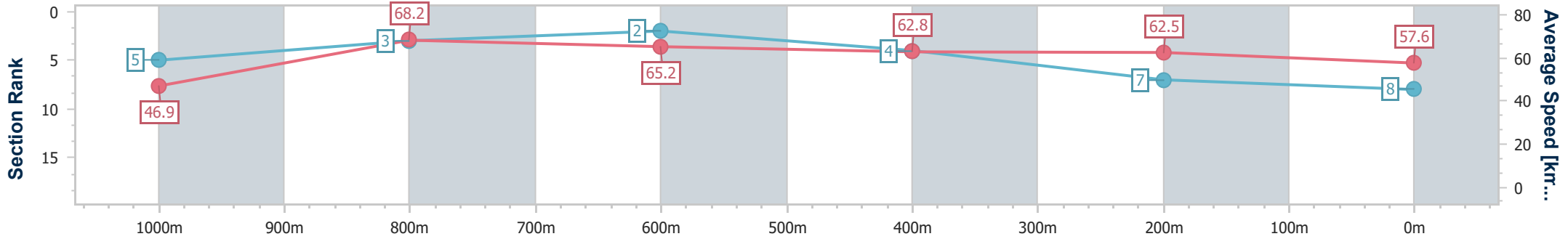


Doomben QLD Professional
Race 9: ECLIPSE BRISBANE OPEN Handicap - 1110m
 17 August 2024 - 17:07
 Track Rating: Soft 7, Weather: Fine, Rail Position: True



BRISBANE
RACING CLUB

Section	Overall	1000m	800m	600m	400m	200m
Section Times	1:06.00 [8] (0:08.48)	0:57.52 [5] (0:10.59)	0:46.93 [3] (0:11.23)	0:35.70 [2] (0:11.68)	0:24.02 [4] (0:11.55)	0:12.47 [7]
Average Speed [km/h]	46.9	68.2	65.2	62.8	62.5	57.6
Top Speed [km/h]	66.7	69.8	68.1	63.5	63.4	62.1
Avg. Dist. to Rail [m]	10.2	3.3	3.2	3.0	2.5	4.4
Avg. Stride Freq. [Hz]	2.3	2.5	2.4	2.4	2.4	2.3
Avg. Stride Length [m]	5.6	7.6	7.4	7.2	7.3	6.9



- [] Ranking at each section and finish
- .-.- No data available at this section
- NA No data available



Horse/Jockey Name	King Klaus
Final Rank	9
Fastest Section Time (Section)	0:08.33 (Overall)
Top Speed [km/h] (Section)	69.5 (1000m)
Race State	Finished

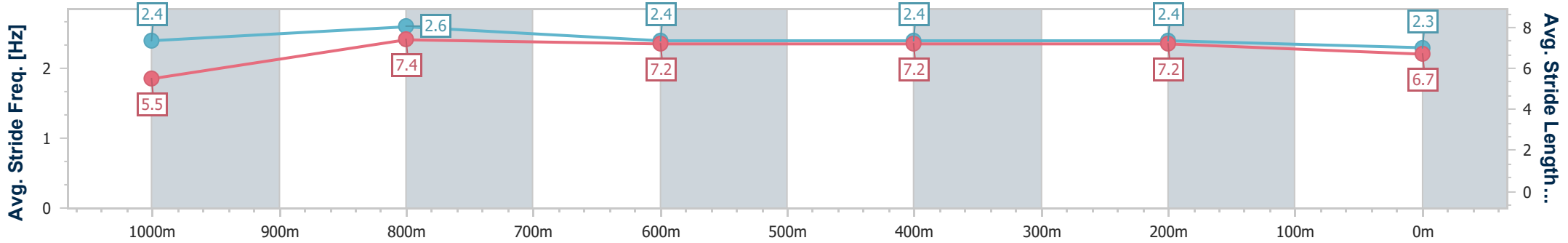
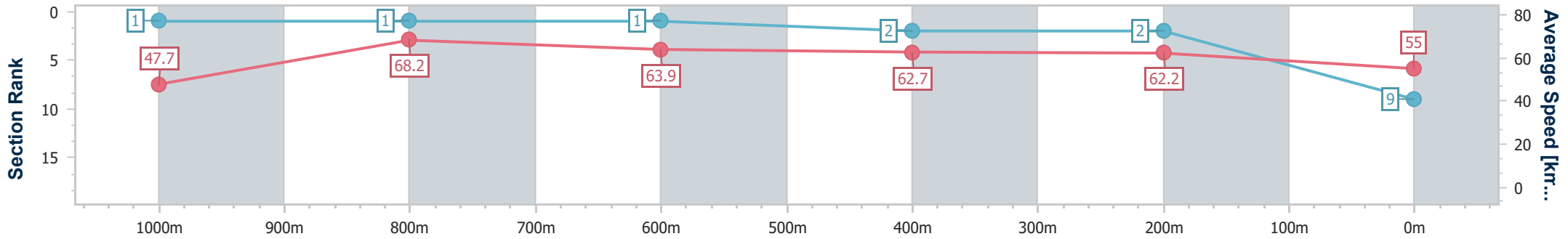


Doomben QLD Professional
 Race 9: ECLIPSE BRISBANE OPEN Handicap - 1110m
 17 August 2024 - 17:07
 Track Rating: Soft 7, Weather: Fine, Rail Position: True



BRISBANE
RACING CLUB

Section	Overall	1000m	800m	600m	400m	200m
Section Times	1:06.44 [9] (0:08.33)	0:58.11 [1] (0:10.56)	0:47.55 [1] (0:11.36)	0:36.19 [1] (0:11.53)	0:24.66 [2] (0:11.58)	0:13.08 [2] (0:13.08)
Average Speed [km/h]	47.7	68.2	63.9	62.7	62.2	55.0
Top Speed [km/h]	65.0	69.5	66.9	64.4	63.5	61.2
Avg. Dist. to Rail [m]	7.3	1.7	1.5	1.7	1.1	1.5
Avg. Stride Freq. [Hz]	2.4	2.6	2.4	2.4	2.4	2.3
Avg. Stride Length [m]	5.5	7.4	7.2	7.2	7.2	6.7



- [] Ranking at each section and finish
- .-.- No data available at this section
- NA No data available



Horse/Jockey Name	En Pointe
Final Rank	10
Fastest Section Time (Section)	0:08.49 (Overall)
Top Speed [km/h] (Section)	67.2 (1000m)
Race State	Finished

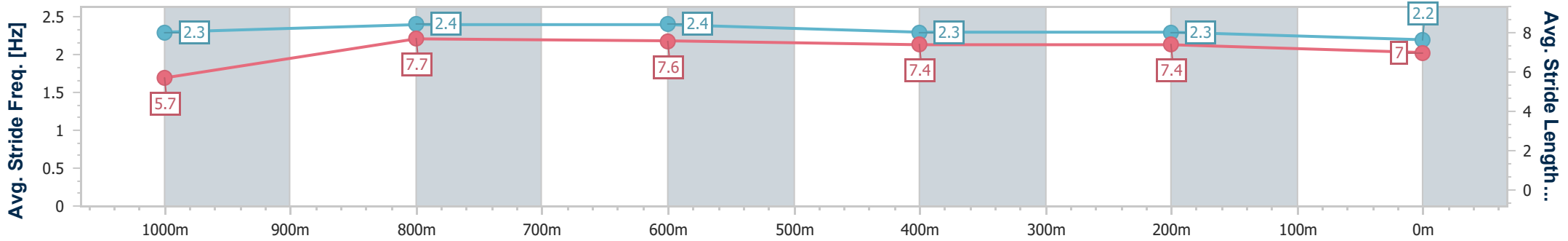
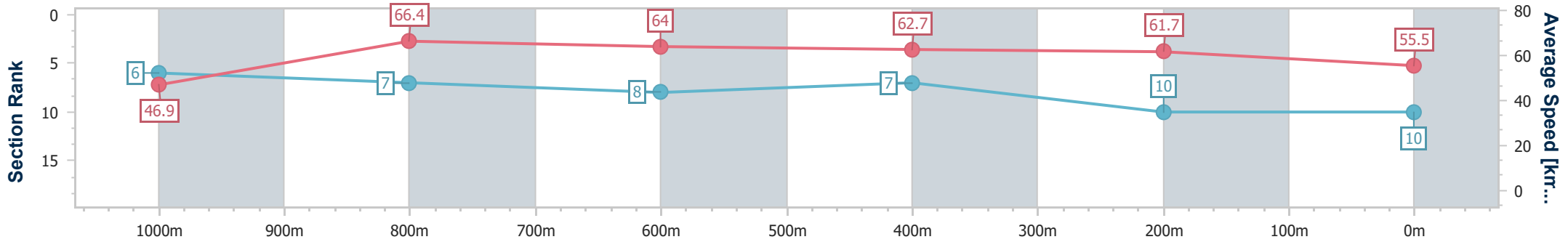


Doomben QLD Professional
Race 9: ECLIPSE BRISBANE OPEN Handicap - 1110m
 17 August 2024 - 17:07
 Track Rating: Soft 7, Weather: Fine, Rail Position: True



BRISBANE
RACING CLUB

Section	Overall	1000m	800m	600m	400m	200m
Section Times	1:06.92 [10] (0:08.49)	0:58.43 [6] (0:10.87)	0:47.56 [7] (0:11.32)	0:36.24 [8] (0:11.56)	0:24.68 [7] (0:11.73)	0:12.95 [10] (0:12.95)
Average Speed [km/h]	46.9	66.4	64.0	62.7	61.7	55.5
Top Speed [km/h]	65.4	67.2	66.5	64.2	64.0	59.9
Avg. Dist. to Rail [m]	9.1	2.8	1.7	1.4	3.1	3.6
Avg. Stride Freq. [Hz]	2.3	2.4	2.4	2.3	2.3	2.2
Avg. Stride Length [m]	5.7	7.7	7.6	7.4	7.4	7.0



- [] Ranking at each section and finish
- .-.- No data available at this section
- NA No data available