



Aquis Park Gold Coast Poly QLD Professional

Race 6: FOLLOW @TURFTRAX BENCHMARK 58 Handicap - 1900m

17 August 2024 - 16:09



Track Rating: Synthetic, Weather: Fine, Rail Position: True

Section		Field Times												
Overall	1800m	1600m	1400m	1200m	1000m	800m	Last 600m							
1:56.25 (0:07.95)	1:48.30 (0:11.13)	1:37.17 (0:11.42)	1:25.75 (0:11.80)	1:13.95 (0:12.13)	1:01.82 (0:12.22)	0:49.60 (0:12.25)	0:37.35							
Rank	TAB	Horse/Jockey	Barrier	Top Speed [km/h]	Fastest Section								Distance Travelled [m]	
1	13	BUMP'N'RUN Amy Graham	5	66.4	0:08.02	1:56.25 [1] (0:08.02)	1:48.23 [2] (0:11.15)	1:37.08 [2] (0:11.35)	1:25.73 [3] (0:11.78)	1:13.95 [1] (0:12.13)	1:01.82 [1] (0:12.22)	0:49.60 [1] (0:12.25)	0:37.35	
2	3	FIREBOLT Paul Hammersley	14	64.3	0:08.60	1:56.42 [2] (0:08.60)	1:47.82 [11] (0:11.54)	1:36.28 [11] (0:11.65)	1:24.63 [12] (0:11.88)	1:12.75 [12] (0:12.09)	1:00.66 [12] (0:12.02)	0:48.64 [12] (0:12.06)	0:36.58	+20
3	1	MAUI Rob Thorburn	1	65.1	0:08.17	1:56.94 [3] (0:08.17)	1:48.77 [6] (0:11.27)	1:37.50 [4] (0:11.48)	1:26.02 [4] (0:11.89)	1:14.13 [4] (0:12.01)	1:02.12 [4] (0:12.17)	0:49.95 [5] (0:12.27)	0:37.68	+7
4	4	INTENTIONAL LASS Micheal Hellyer	12	64.6	0:08.11	1:56.99 [4] (0:08.11)	1:48.88 [5] (0:11.50)	1:37.38 [7] (0:11.61)	1:25.77 [7] (0:12.01)	1:13.76 [8] (0:11.90)	1:01.86 [6] (0:12.07)	0:49.79 [6] (0:12.31)	0:37.48	+22
5	5	HELL FOLLOWS Kirk Matheson	2	64.7	0:08.50	1:57.13 [5] (0:08.50)	1:48.63 [10] (0:11.39)	1:37.24 [10] (0:11.37)	1:25.87 [9] (0:11.86)	1:14.01 [7] (0:12.05)	1:01.96 [7] (0:12.13)	0:49.83 [7] (0:12.33)	0:37.50	+4
6	9	MISSAYTER Tiffani Brooker	9	66.8	0:07.95	1:57.24 [6] (0:07.95)	1:49.29 [1] (0:11.13)	1:38.16 [1] (0:11.42)	1:26.74 [1] (0:12.16)	1:14.58 [3] (0:12.11)	1:02.47 [3] (0:12.20)	0:50.27 [4] (0:12.36)	0:37.91	+12
7	14	SIR ZINO Stephen Cummins	6	64.9	0:08.02	1:57.35 [7] (0:08.02)	1:49.33 [3] (0:11.47)	1:37.86 [5] (0:11.65)	1:26.21 [6] (0:11.98)	1:14.23 [6] (0:12.06)	1:02.17 [8] (0:12.26)	0:49.91 [8] (0:12.38)	0:37.53	+17
8	10	PAULI Dan McGillivray	3	66.9	0:08.30	1:57.48 [8] (0:08.30)	1:49.18 [8] (0:11.33)	1:37.85 [8] (0:11.63)	1:26.22 [8] (0:12.02)	1:14.20 [9] (0:12.00)	1:02.20 [9] (0:12.32)	0:49.88 [9] (0:12.22)	0:37.66	+19
9	8	SUPER FENKEL Casey Waddell	4	65.8	0:08.35	1:57.49 [9] (0:08.35)	1:49.14 [9] (0:11.42)	1:37.72 [9] (0:11.76)	1:25.96 [10] (0:11.93)	1:14.03 [10] (0:12.06)	1:01.97 [11] (0:12.11)	0:49.86 [10] (0:12.32)	0:37.54	+18
10	15	GINASUE Girish Goomany	15	65.6	0:08.94	1:57.90 [10] (0:08.94)	1:48.96 [12] (0:11.31)	1:37.65 [12] (0:11.28)	1:26.37 [11] (0:11.93)	1:14.44 [11] (0:12.05)	1:02.39 [10] (0:12.24)	0:50.15 [11] (0:12.07)	0:38.08	+6

Scratched: Don Quixote (#6), My Girl Zarlle (#7), Real Mint (#12), Brief Sojourn (#16)

[] Ranking at each section and finish
 -:-:- No data available at this section
 NA No data available
 SCN Saddle cloth number
 DNF Did not finish
 DNT Did not track



Aquis Park Gold Coast Poly QLD Professional

Race 6: FOLLOW @TURFTRAX BENCHMARK 58 Handicap - 1900m

17 August 2024 - 16:09



Track Rating: Synthetic, Weather: Fine, Rail Position: True

Section		Overall	1800m	1600m	1400m	1200m	1000m	800m	Last 600m
Field Times		1:56.25 (0:07.95)	1:48.30 (0:11.13)	1:37.17 (0:11.42)	1:25.75 (0:11.80)	1:13.95 (0:12.13)	1:01.82 (0:12.22)	0:49.60 (0:12.25)	0:37.35

Rank	TAB	Horse/Jockey	Barrier	Top Speed [km/h]	Fastest Section	Overall	1800m	1600m	1400m	1200m	1000m	800m	Last 600m	Distance Travelled [m]
11	2	NO MORE RED Michael Cahill	7	65.9	0:08.23	1:57.90 [11] (0:08.23)	1:49.67 [7] (0:11.35)	1:38.32 [6] (0:11.49)	1:26.83 [5] (0:11.90)	1:14.93 [5] (0:11.86)	1:03.07 [5] (0:12.14)	0:50.93 [3] (0:12.28)	0:38.65	+19
12	11	MAGIC OF MILLO Michael Murphy	11	67.0	0:08.06	1:59.18 [12] (0:08.06)	1:51.12 [4] (0:11.13)	1:39.99 [3] (0:11.31)	1:28.68 [2] (0:11.85)	1:16.83 [2] (0:12.11)	1:04.72 [2] (0:12.28)	0:52.44 [2] (0:12.45)	0:39.99	+13

Scratched: Don Quixote (#6), My Girl Zarlle (#7), Real Mint (#12), Brief Sojourn (#16)

[] Ranking at each section and finish
 -:-:- No data available at this section
 NA No data available

SCN Saddle cloth number
 DNF Did not finish
 DNT Did not track



Aquis Park Gold Coast Poly QLD Professional

Race 6: FOLLOW @TURFTRAX BENCHMARK 58 Handicap - 1900m



17 August 2024 - 16:09

Track Rating: Synthetic, Weather: Fine, Rail Position: True

Section				600m	400m	200m			Last 600m	
Field Times				0:37.35 (0:12.30)	0:25.05 (0:12.45)	0:12.60 (0:12.60)			0:37.35	
Rank	TAB	Horse/Jockey	Barrier	Top Speed [km/h]	Fastest Section	Margin			Distance Travelled [m]	
1	13	BUMP'N'RUN Amy Graham	5	66.4 1800m	0:08.02 Overall	0:37.35 [1] (0:12.30)	0:25.05 [1] (0:12.45)	0:12.60 [1] (0:12.60)	1:56.25	0:37.35
2	3	FIREBOLT Paul Hammersley	14	64.3 1800m	0:08.60 Overall	0:36.58 [11] (0:12.29)	0:24.29 [9] (0:12.02)	0:12.27 [2] (0:12.27)	1L	0:36.58 +20
3	1	MAUI Rob Thorburn	1	65.1 1800m	0:08.17 Overall	0:37.68 [4] (0:12.41)	0:25.27 [2] (0:12.53)	0:12.74 [3] (0:12.74)	4L	0:37.68 +7
4	4	INTENTIONAL LASS Micheal Hellyer	12	64.6 1800m	0:08.11 Overall	0:37.48 [6] (0:12.39)	0:25.09 [3] (0:12.34)	0:12.75 [4] (0:12.75)	4.2L	0:37.48 +22
5	5	HELL FOLLOWS Kirk Matheson	2	64.7 1800m	0:08.50 Overall	0:37.50 [7] (0:12.36)	0:25.14 [5] (0:12.50)	0:12.64 [6] (0:12.64)	5L	0:37.50 +4
6	9	MISSAYTER Tiffani Brooker	9	66.8 1800m	0:07.95 Overall	0:37.91 [5] (0:12.78)	0:25.13 [8] (0:12.59)	0:12.54 [9] (0:12.54)	5.5L	0:37.91 +12
7	14	SIR ZINO Stephen Cummins	6	64.9 1800m	0:08.02 Overall	0:37.53 [8] (0:12.27)	0:25.26 [7] (0:12.33)	0:12.93 [5] (0:12.93)	6L	0:37.53 +17
8	10	PAULI Dan McGillivray	3	66.9 1800m	0:08.30 Overall	0:37.66 [9] (0:12.35)	0:25.31 [10] (0:12.50)	0:12.81 [8] (0:12.81)	6.8L	0:37.66 +19
9	8	SUPER FENKEL Casey Waddell	4	65.8 1800m	0:08.35 Overall	0:37.54 [12] (0:12.49)	0:25.05 [12] (0:12.46)	0:12.59 [11] (0:12.59)	6.9L	0:37.54 +18
10	15	GINASUE Girish Goomany	15	65.6 1800m	0:08.94 Overall	0:38.08 [10] (0:12.46)	0:25.62 [11] (0:12.61)	0:13.01 [10] (0:13.01)	9.2L	0:38.08 +6

Scratched: Don Quixote (#6), My Girl Zarlle (#7), Real Mint (#12), Brief Sojourn (#16)

Report Created: Sat 17 August 2024 16:24 GMT+1 (Note: Timing is based on position data)

Page 3/16

[] Ranking at each section and finish
 -:-:- No data available at this section
 NA No data available

SCN Saddle cloth number
 DNF Did not finish
 DNT Did not track

data processed by TRIPLESDATA



Aquis Park Gold Coast Poly QLD Professional
Race 6: FOLLOW @TURFTRAX BENCHMARK 58 Handicap - 1900m
17 August 2024 - 16:09



Track Rating: Synthetic, Weather: Fine, Rail Position: True

Section		600m	400m	200m				Last 600m		
Field Times		0:37.35 (0:12.30)	0:25.05 (0:12.45)	0:12.60 (0:12.60)				0:37.35		
Rank	TAB Horse/Jockey	Barrier	Top Speed [km/h]	Fastest Section	Margin			Distance Travelled [m]		
11	2 NO MORE RED Michael Cahill	7	65.9 1800m	0:08.23 Overall	0:38.65 [3] (0:12.70)	0:25.95 [4] (0:12.70)	0:13.25 [7] (0:13.25)	9.3L	0:38.65	+19
12	11 MAGIC OF MILLO Michael Murphy	11	67.0 1800m	0:08.06 Overall	0:39.99 [2] (0:12.83)	0:27.16 [6] (0:13.21)	0:13.95 [12] (0:13.95)	16.8L	0:39.99	+13

Scratched: Don Quixote (#6), My Girl Zarlle (#7), Real Mint (#12), Brief Sojourn (#16)

[] Ranking at each section and finish
 -:-:- No data available at this section
 NA No data available

SCN Saddle cloth number
 DNF Did not finish
 DNT Did not track



Horse/Jockey Name	Bump'n'run
Final Rank	1
Fastest Section Time (Section)	0:08.02 (Overall)
Top Speed [km/h] (Section)	66.4 (1800m)
Race State	Finished



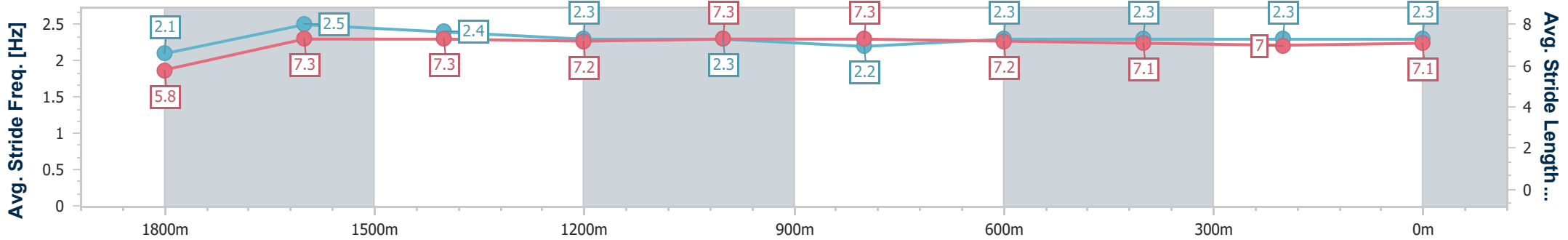
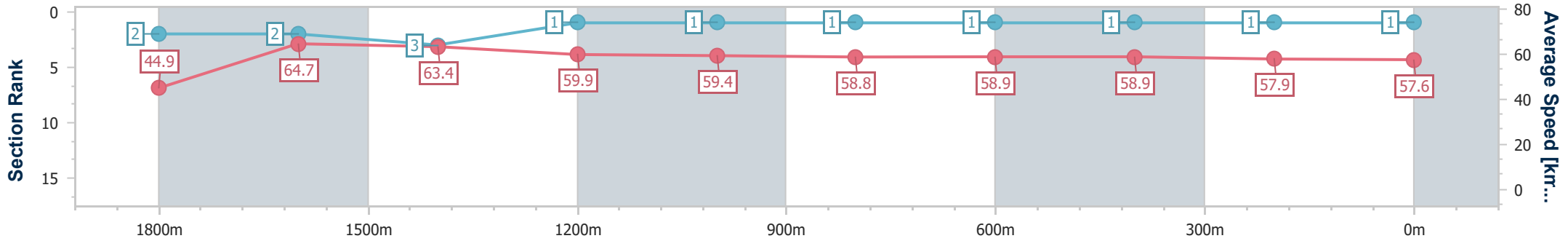
Aquis Park Gold Coast Poly QLD Professional
Race 6: FOLLOW @TURFTRAX BENCHMARK 58 Handicap - 1900m



17 August 2024 - 16:09

Track Rating: Synthetic, Weather: Fine, Rail Position: True

Section	Overall	1800m	1600m	1400m	1200m	1000m	800m	600m	400m	200m
Section Times	1:56.25 [1] (0:08.02)	1:48.23 [2] (0:11.15)	1:37.08 [2] (0:11.35)	1:25.73 [3] (0:11.78)	1:13.95 [1] (0:12.13)	1:01.82 [1] (0:12.22)	0:49.60 [1] (0:12.25)	0:37.35 [1] (0:12.30)	0:25.05 [1] (0:12.45)	0:12.60 [1] (0:12.60)
Average Speed [km/h]	44.9	64.7	63.4	59.9	59.4	58.8	58.9	58.9	57.9	57.6
Top Speed [km/h]	60.9	66.4	64.8	62.3	59.9	59.5	59.8	59.9	58.8	57.8
Avg. Dist. to Rail [m]	4.2	1.7	0.6	2.5	1.4	0.6	0.8	1.2	1.3	1.3
Avg. Stride Freq. [Hz]	2.1	2.5	2.4	2.3	2.3	2.2	2.3	2.3	2.3	2.3
Avg. Stride Length [m]	5.8	7.3	7.3	7.2	7.3	7.3	7.2	7.1	7.0	7.1



- [] Ranking at each section and finish
- .-.- No data available at this section
- NA No data available



Horse/Jockey Name	Firebolt
Final Rank	2
Fastest Section Time (Section)	0:08.60 (Overall)
Top Speed [km/h] (Section)	64.3 (1800m)
Race State	Finished



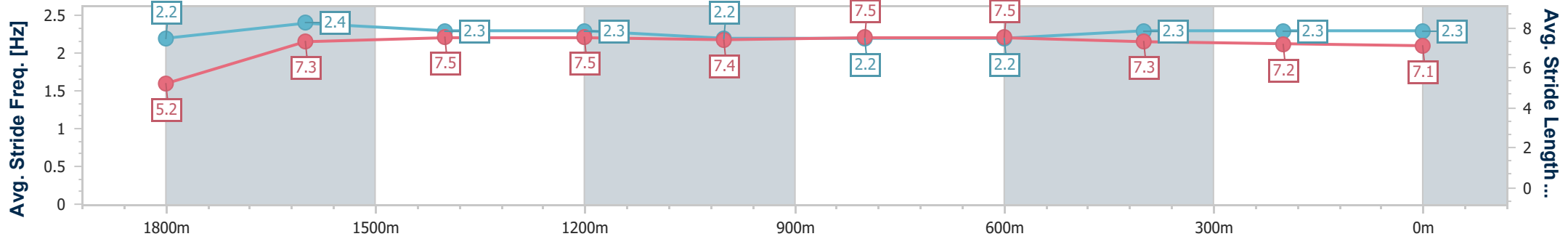
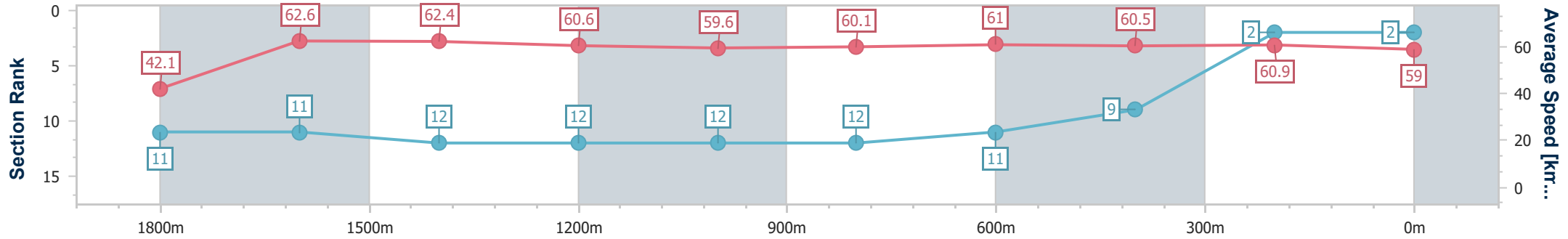
Aquis Park Gold Coast Poly QLD Professional
Race 6: FOLLOW @TURFTRAX BENCHMARK 58 Handicap - 1900m



17 August 2024 - 16:09

Track Rating: Synthetic, Weather: Fine, Rail Position: True

Section	Overall	1800m	1600m	1400m	1200m	1000m	800m	600m	400m	200m
Section Times	1:56.42 [2] (0:08.60)	1:47.82 [11] (0:11.54)	1:36.28 [11] (0:11.65)	1:24.63 [12] (0:11.88)	1:12.75 [12] (0:12.09)	1:00.66 [12] (0:12.02)	0:48.64 [12] (0:12.06)	0:36.58 [11] (0:12.29)	0:24.29 [9] (0:12.02)	0:12.27 [2] (0:12.27)
Average Speed [km/h]	42.1	62.6	62.4	60.6	59.6	60.1	61.0	60.5	60.9	59.0
Top Speed [km/h]	58.9	64.3	63.8	62.0	60.3	61.7	63.2	61.4	61.6	60.2
Avg. Dist. to Rail [m]	8.9	2.5	1.8	0.5	1.2	1.8	3.5	5.9	8.4	5.9
Avg. Stride Freq. [Hz]	2.2	2.4	2.3	2.3	2.2	2.2	2.2	2.3	2.3	2.3
Avg. Stride Length [m]	5.2	7.3	7.5	7.5	7.4	7.5	7.5	7.3	7.2	7.1



- [] Ranking at each section and finish
- .-.- No data available at this section
- NA No data available



Horse/Jockey Name	Maui
Final Rank	3
Fastest Section Time (Section)	0:08.17 (Overall)
Top Speed [km/h] (Section)	65.1 (1800m)
Race State	Finished



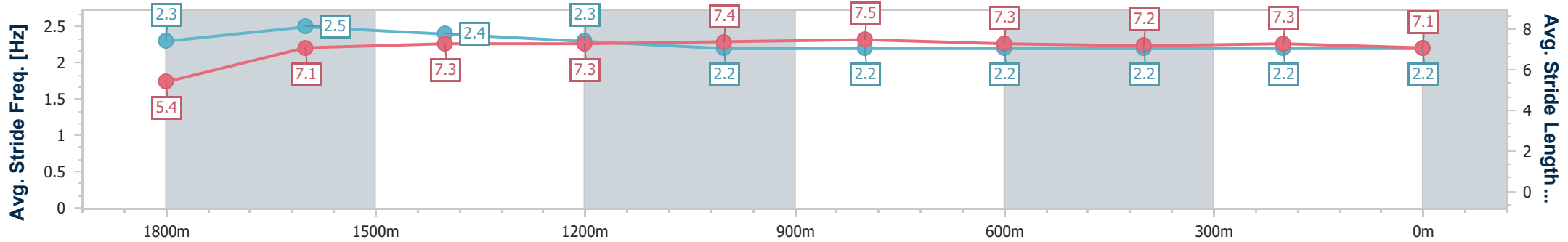
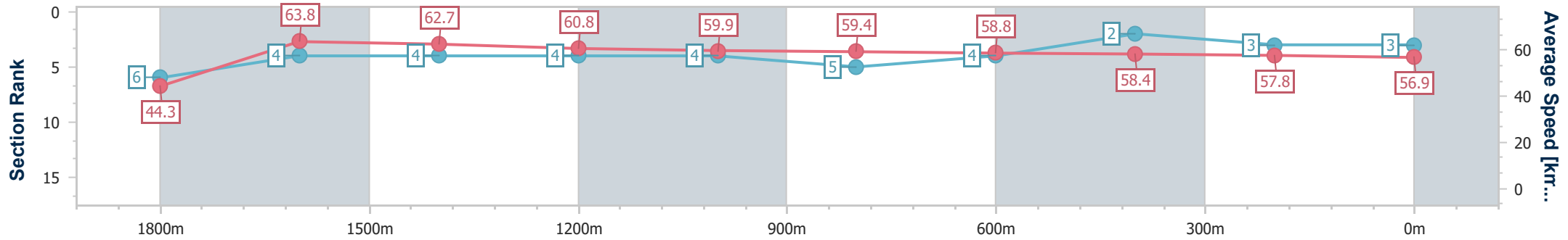
Aquis Park Gold Coast Poly QLD Professional
Race 6: FOLLOW @TURFTRAX BENCHMARK 58 Handicap - 1900m



17 August 2024 - 16:09

Track Rating: Synthetic, Weather: Fine, Rail Position: True

Section	Overall	1800m	1600m	1400m	1200m	1000m	800m	600m	400m	200m
Section Times	1:56.94 [3] (0:08.17)	1:48.77 [6] (0:11.27)	1:37.50 [4] (0:11.48)	1:26.02 [4] (0:11.89)	1:14.13 [4] (0:12.01)	1:02.12 [4] (0:12.17)	0:49.95 [5] (0:12.27)	0:37.68 [4] (0:12.41)	0:25.27 [2] (0:12.53)	0:12.74 [3] (0:12.74)
Average Speed [km/h]	44.3	63.8	62.7	60.8	59.9	59.4	58.8	58.4	57.8	56.9
Top Speed [km/h]	60.6	65.1	63.9	62.2	61.1	60.0	59.4	59.3	58.2	57.9
Avg. Dist. to Rail [m]	1.1	0.4	0.7	0.4	1.0	0.7	0.8	1.2	2.2	2.6
Avg. Stride Freq. [Hz]	2.3	2.5	2.4	2.3	2.2	2.2	2.2	2.2	2.2	2.2
Avg. Stride Length [m]	5.4	7.1	7.3	7.3	7.4	7.5	7.3	7.2	7.3	7.1



- [] Ranking at each section and finish
- .-.- No data available at this section
- NA No data available



Horse/Jockey Name	Intentional Lass
Final Rank	4
Fastest Section Time (Section)	0:08.11 (Overall)
Top Speed [km/h] (Section)	64.6 (1800m)
Race State	Finished



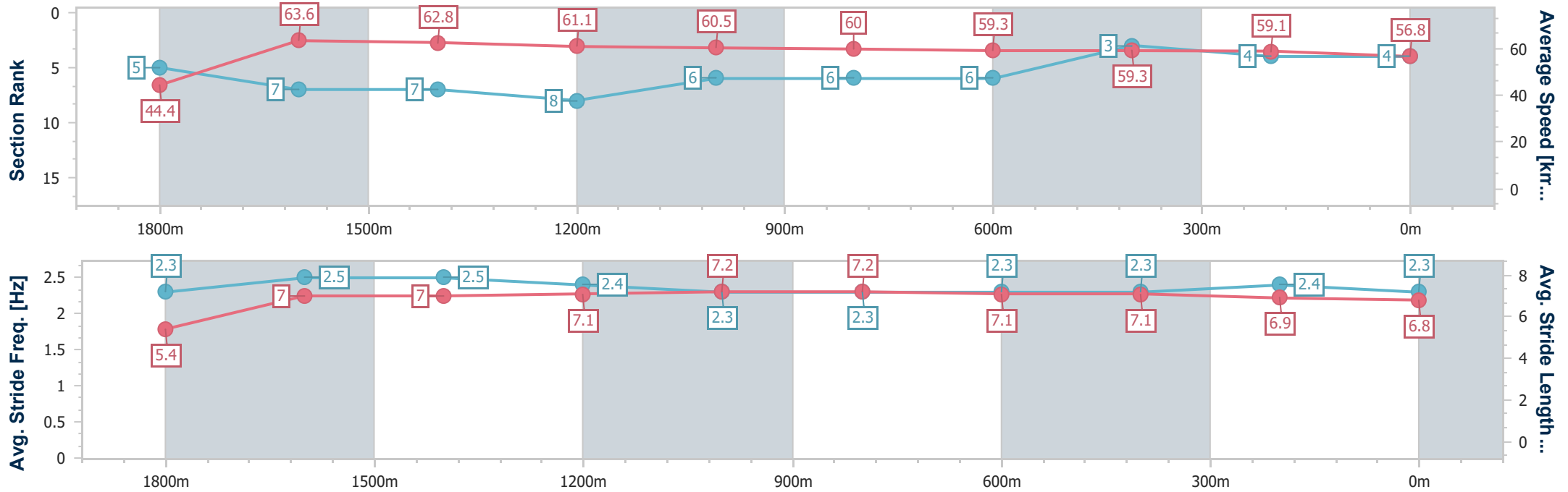
Aquis Park Gold Coast Poly QLD Professional
Race 6: FOLLOW @TURFTRAX BENCHMARK 58 Handicap - 1900m



17 August 2024 - 16:09

Track Rating: Synthetic, Weather: Fine, Rail Position: True

Section	Overall	1800m	1600m	1400m	1200m	1000m	800m	600m	400m	200m
Section Times	1:56.99 [4] (0:08.11)	1:48.88 [5] (0:11.50)	1:37.38 [7] (0:11.61)	1:25.77 [7] (0:12.01)	1:13.76 [8] (0:11.90)	1:01.86 [6] (0:12.07)	0:49.79 [6] (0:12.31)	0:37.48 [6] (0:12.39)	0:25.09 [3] (0:12.34)	0:12.75 [4] (0:12.75)
Average Speed [km/h]	44.4	63.6	62.8	61.1	60.5	60.0	59.3	59.3	59.1	56.8
Top Speed [km/h]	60.0	64.6	64.0	62.1	61.1	60.8	60.7	60.2	60.4	58.7
Avg. Dist. to Rail [m]	9.8	5.5	3.2	2.7	3.3	2.8	2.8	3.7	5.3	4.4
Avg. Stride Freq. [Hz]	2.3	2.5	2.5	2.4	2.3	2.3	2.3	2.3	2.4	2.3
Avg. Stride Length [m]	5.4	7.0	7.0	7.1	7.2	7.2	7.1	7.1	6.9	6.8



- [] Ranking at each section and finish
- .-.- No data available at this section
- NA No data available



Horse/Jockey Name	Hell Follows
Final Rank	5
Fastest Section Time (Section)	0:08.50 (Overall)
Top Speed [km/h] (Section)	64.7 (1800m)
Race State	Finished



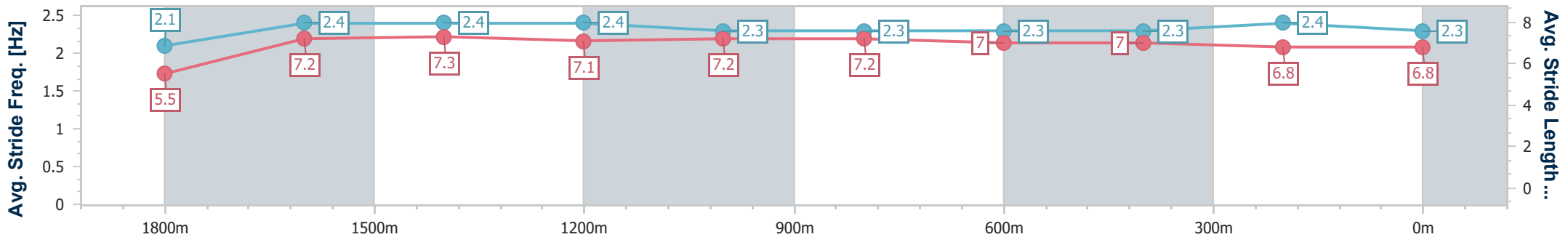
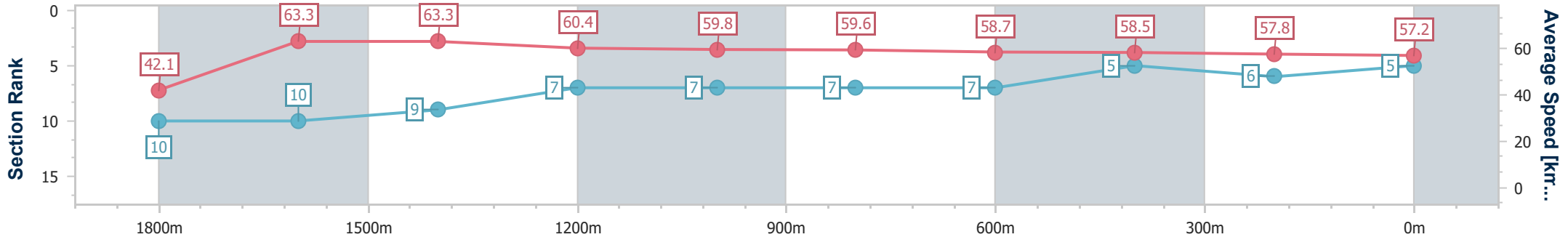
Aquis Park Gold Coast Poly QLD Professional
Race 6: FOLLOW @TURFTRAX BENCHMARK 58 Handicap - 1900m



17 August 2024 - 16:09

Track Rating: Synthetic, Weather: Fine, Rail Position: True

Section	Overall	1800m	1600m	1400m	1200m	1000m	800m	600m	400m	200m
Section Times	1:57.13 [5] (0:08.50)	1:48.63 [10] (0:11.39)	1:37.24 [10] (0:11.37)	1:25.87 [9] (0:11.86)	1:14.01 [7] (0:12.05)	1:01.96 [7] (0:12.13)	0:49.83 [7] (0:12.33)	0:37.50 [7] (0:12.36)	0:25.14 [5] (0:12.50)	0:12.64 [6] (0:12.64)
Average Speed [km/h]	42.1	63.3	63.3	60.4	59.8	59.6	58.7	58.5	57.8	57.2
Top Speed [km/h]	60.3	64.7	64.2	61.3	60.8	60.1	60.0	60.2	58.7	58.1
Avg. Dist. to Rail [m]	1.6	0.5	0.3	0.4	0.7	1.3	1.4	1.0	1.6	3.0
Avg. Stride Freq. [Hz]	2.1	2.4	2.4	2.4	2.3	2.3	2.3	2.3	2.4	2.3
Avg. Stride Length [m]	5.5	7.2	7.3	7.1	7.2	7.2	7.0	7.0	6.8	6.8



- [] Ranking at each section and finish
- .-.- No data available at this section
- NA No data available



Horse/Jockey Name	Missayter
Final Rank	6
Fastest Section Time (Section)	0:07.95 (Overall)
Top Speed [km/h] (Section)	66.8 (1800m)
Race State	Finished



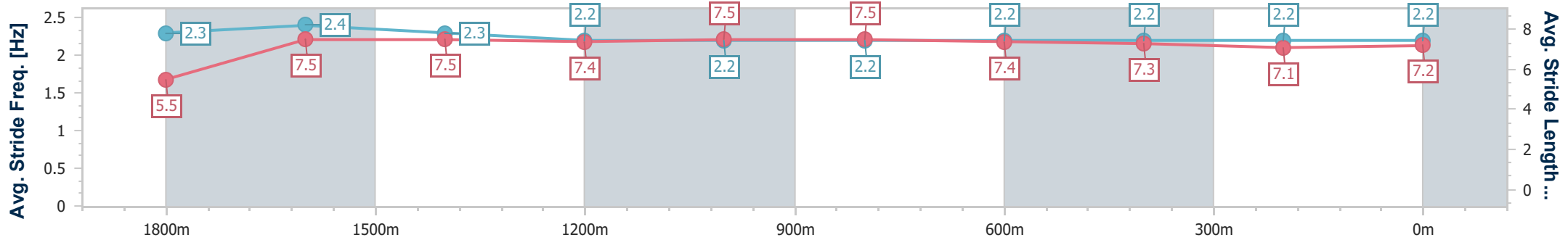
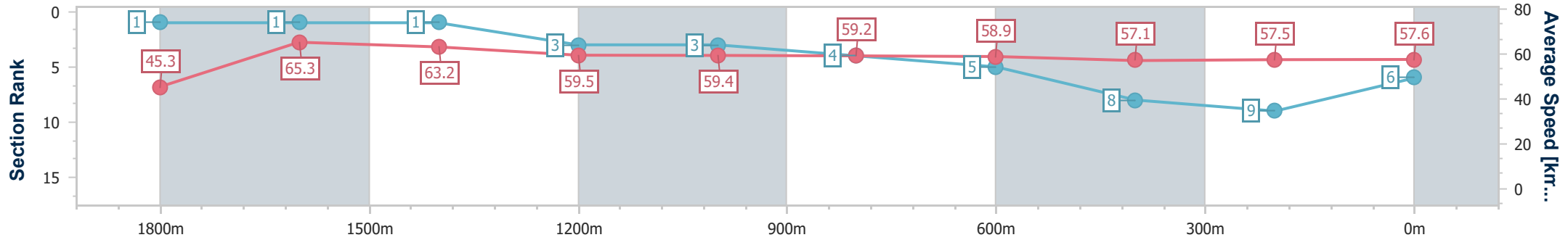
Aquis Park Gold Coast Poly QLD Professional
Race 6: FOLLOW @TURFTRAX BENCHMARK 58 Handicap - 1900m



17 August 2024 - 16:09

Track Rating: Synthetic, Weather: Fine, Rail Position: True

Section	Overall	1800m	1600m	1400m	1200m	1000m	800m	600m	400m	200m
Section Times	1:57.24 [6] (0:07.95)	1:49.29 [1] (0:11.13)	1:38.16 [1] (0:11.42)	1:26.74 [1] (0:12.16)	1:14.58 [3] (0:12.11)	1:02.47 [3] (0:12.20)	0:50.27 [4] (0:12.36)	0:37.91 [5] (0:12.78)	0:25.13 [8] (0:12.59)	0:12.54 [9] (0:12.54)
Average Speed [km/h]	45.3	65.3	63.2	59.5	59.4	59.2	58.9	57.1	57.5	57.6
Top Speed [km/h]	62.0	66.8	64.4	62.5	60.1	60.6	59.5	59.3	59.0	58.1
Avg. Dist. to Rail [m]	8.0	4.4	1.2	0.7	1.7	1.5	2.1	2.4	2.4	1.6
Avg. Stride Freq. [Hz]	2.3	2.4	2.3	2.2	2.2	2.2	2.2	2.2	2.2	2.2
Avg. Stride Length [m]	5.5	7.5	7.5	7.4	7.5	7.5	7.4	7.3	7.1	7.2



- [] Ranking at each section and finish
- .-.- No data available at this section
- NA No data available



Horse/Jockey Name	Sir Zino
Final Rank	7
Fastest Section Time (Section)	0:08.02 (Overall)
Top Speed [km/h] (Section)	64.9 (1800m)
Race State	Finished



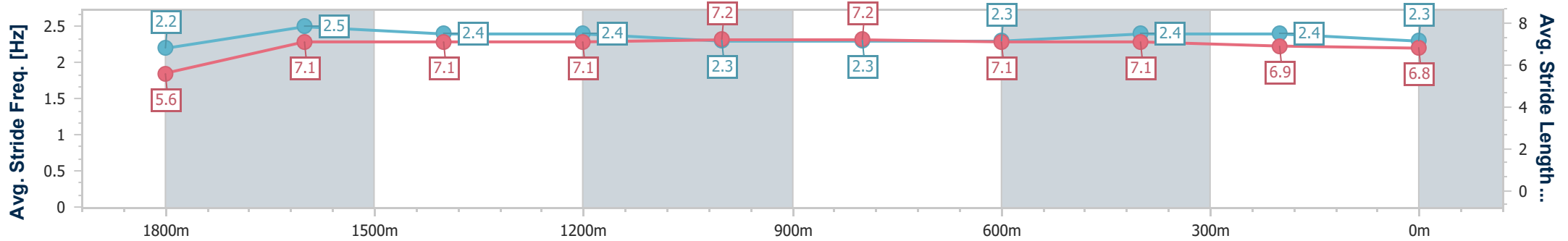
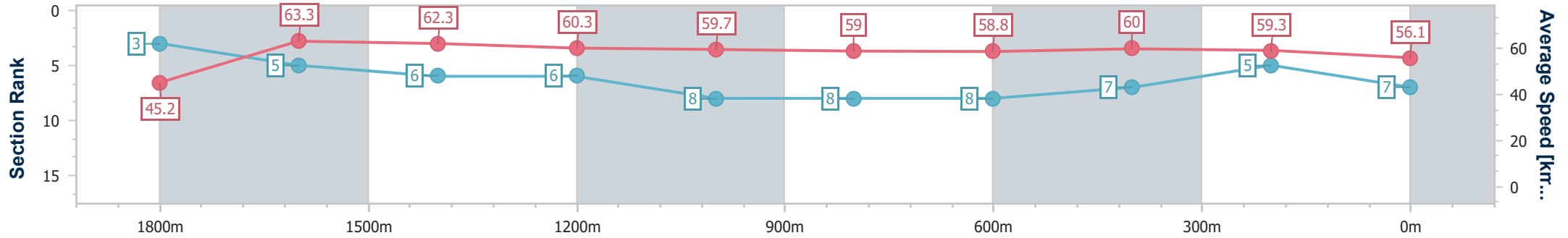
Aquis Park Gold Coast Poly QLD Professional
Race 6: FOLLOW @TURFTRAX BENCHMARK 58 Handicap - 1900m



17 August 2024 - 16:09

Track Rating: Synthetic, Weather: Fine, Rail Position: True

Section	Overall	1800m	1600m	1400m	1200m	1000m	800m	600m	400m	200m
Section Times	1:57.35 [7] (0:08.02)	1:49.33 [3] (0:11.47)	1:37.86 [5] (0:11.65)	1:26.21 [6] (0:11.98)	1:14.23 [6] (0:12.06)	1:02.17 [8] (0:12.26)	0:49.91 [8] (0:12.38)	0:37.53 [8] (0:12.27)	0:25.26 [7] (0:12.33)	0:12.93 [5] (0:12.93)
Average Speed [km/h]	45.2	63.3	62.3	60.3	59.7	59.0	58.8	60.0	59.3	56.1
Top Speed [km/h]	62.2	64.9	63.1	63.1	60.3	60.3	60.0	61.6	60.1	57.8
Avg. Dist. to Rail [m]	6.2	3.6	1.6	0.7	0.9	0.8	2.5	4.6	5.8	5.4
Avg. Stride Freq. [Hz]	2.2	2.5	2.4	2.4	2.3	2.3	2.3	2.4	2.4	2.3
Avg. Stride Length [m]	5.6	7.1	7.1	7.1	7.2	7.2	7.1	7.1	6.9	6.8



- [] Ranking at each section and finish
- .-.- No data available at this section
- NA No data available



Horse/Jockey Name	Pauli
Final Rank	8
Fastest Section Time (Section)	0:08.30 (Overall)
Top Speed [km/h] (Section)	66.9 (1800m)
Race State	Finished



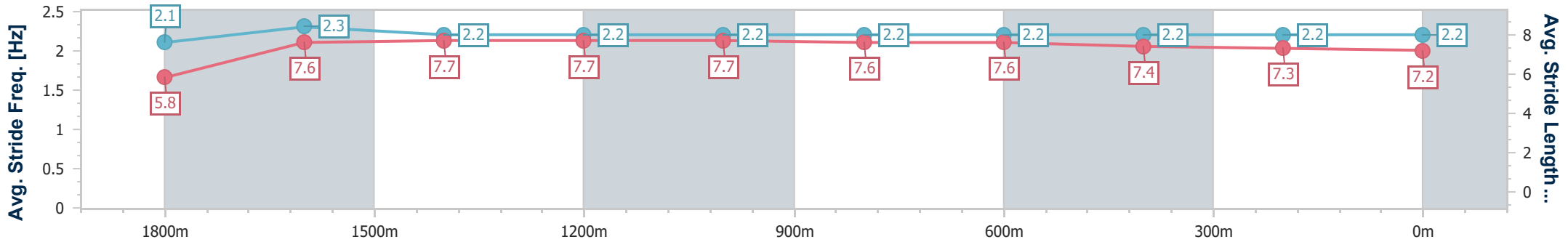
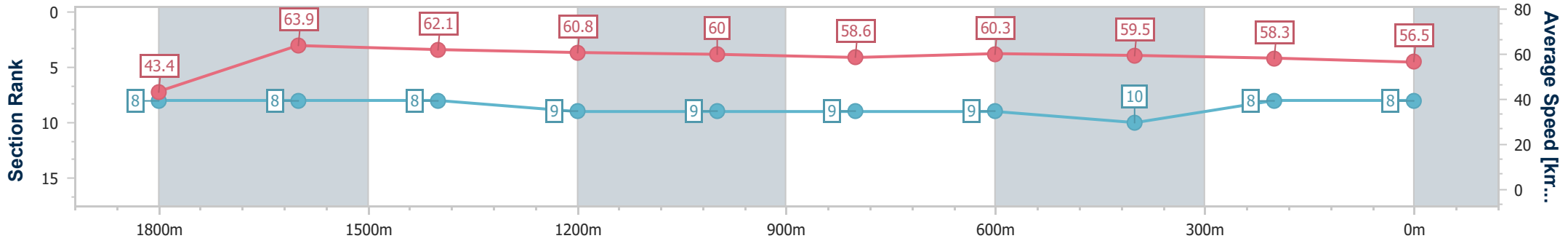
Aquis Park Gold Coast Poly QLD Professional
Race 6: FOLLOW @TURFTRAX BENCHMARK 58 Handicap - 1900m



17 August 2024 - 16:09

Track Rating: Synthetic, Weather: Fine, Rail Position: True

Section	Overall	1800m	1600m	1400m	1200m	1000m	800m	600m	400m	200m
Section Times	1:57.48 [8] (0:08.30)	1:49.18 [8] (0:11.33)	1:37.85 [8] (0:11.63)	1:26.22 [8] (0:12.02)	1:14.20 [9] (0:12.00)	1:02.20 [9] (0:12.32)	0:49.88 [9] (0:12.22)	0:37.66 [9] (0:12.35)	0:25.31 [10] (0:12.50)	0:12.81 [8] (0:12.81)
Average Speed [km/h]	43.4	63.9	62.1	60.8	60.0	58.6	60.3	59.5	58.3	56.5
Top Speed [km/h]	61.4	66.9	63.5	61.4	60.9	60.2	61.4	61.6	59.4	57.6
Avg. Dist. to Rail [m]	2.8	1.2	2.0	1.7	1.4	1.9	3.9	4.4	5.7	6.9
Avg. Stride Freq. [Hz]	2.1	2.3	2.2	2.2	2.2	2.2	2.2	2.2	2.2	2.2
Avg. Stride Length [m]	5.8	7.6	7.7	7.7	7.7	7.6	7.6	7.4	7.3	7.2



- [] Ranking at each section and finish
- .-.- No data available at this section
- NA No data available



Horse/Jockey Name	Super Fenkel
Final Rank	9
Fastest Section Time (Section)	0:08.35 (Overall)
Top Speed [km/h] (Section)	65.8 (1800m)
Race State	Finished



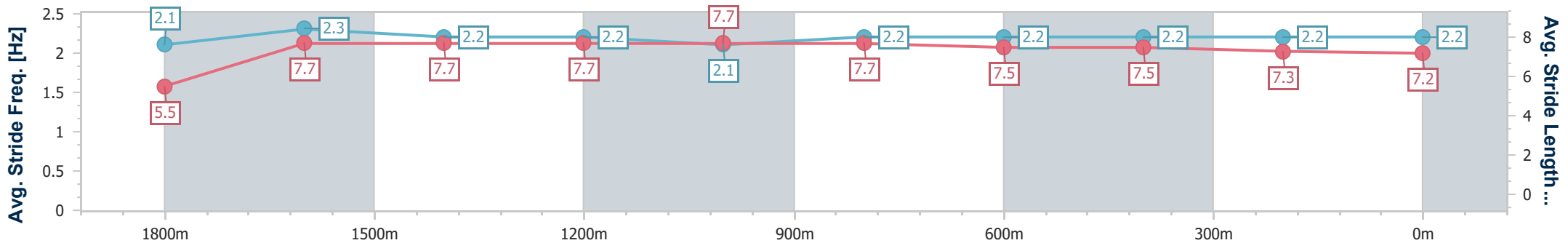
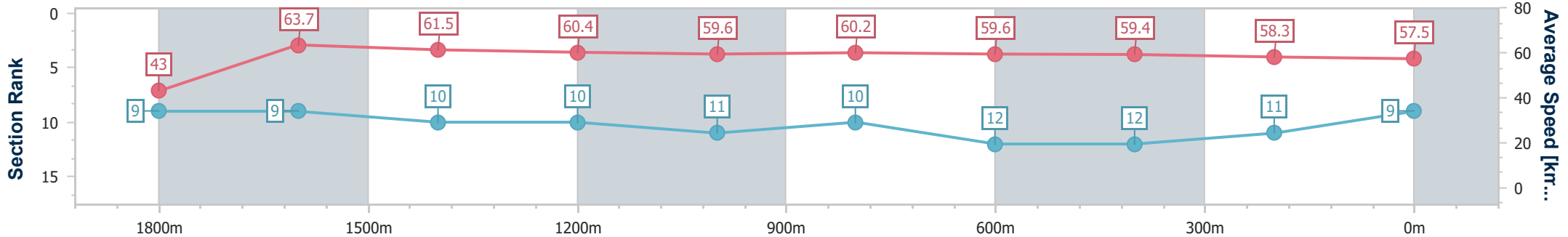
Aquis Park Gold Coast Poly QLD Professional
Race 6: FOLLOW @TURFTRAX BENCHMARK 58 Handicap - 1900m



17 August 2024 - 16:09

Track Rating: Synthetic, Weather: Fine, Rail Position: True

Section	Overall	1800m	1600m	1400m	1200m	1000m	800m	600m	400m	200m
Section Times	1:57.49 [9] (0:08.35)	1:49.14 [9] (0:11.42)	1:37.72 [9] (0:11.76)	1:25.96 [10] (0:11.93)	1:14.03 [10] (0:12.06)	1:01.97 [11] (0:12.11)	0:49.86 [10] (0:12.32)	0:37.54 [12] (0:12.49)	0:25.05 [12] (0:12.46)	0:12.59 [11] (0:12.59)
Average Speed [km/h]	43.0	63.7	61.5	60.4	59.6	60.2	59.6	59.4	58.3	57.5
Top Speed [km/h]	61.6	65.8	63.0	62.4	60.7	61.1	60.3	60.4	59.5	58.3
Avg. Dist. to Rail [m]	3.7	2.5	1.2	0.4	2.0	2.3	4.1	5.6	5.9	9.3
Avg. Stride Freq. [Hz]	2.1	2.3	2.2	2.2	2.1	2.2	2.2	2.2	2.2	2.2
Avg. Stride Length [m]	5.5	7.7	7.7	7.7	7.7	7.7	7.5	7.5	7.3	7.2



- [] Ranking at each section and finish
- .-.- No data available at this section
- NA No data available



Horse/Jockey Name	Ginasue
Final Rank	10
Fastest Section Time (Section)	0:08.94 (Overall)
Top Speed [km/h] (Section)	65.6 (1800m)
Race State	Finished



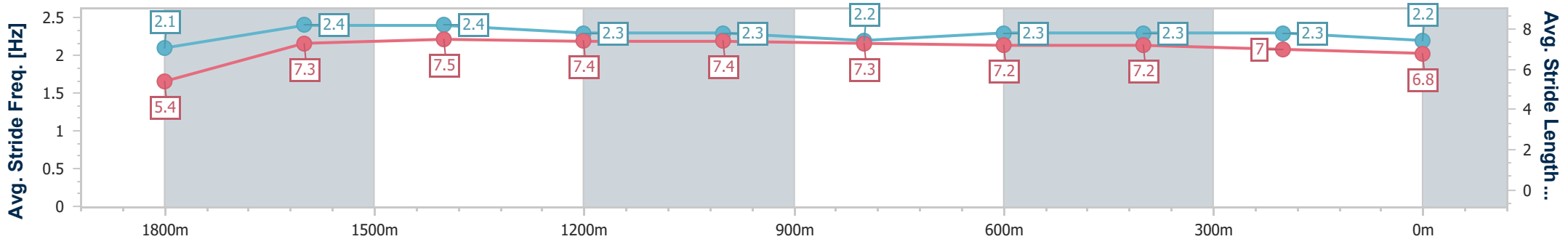
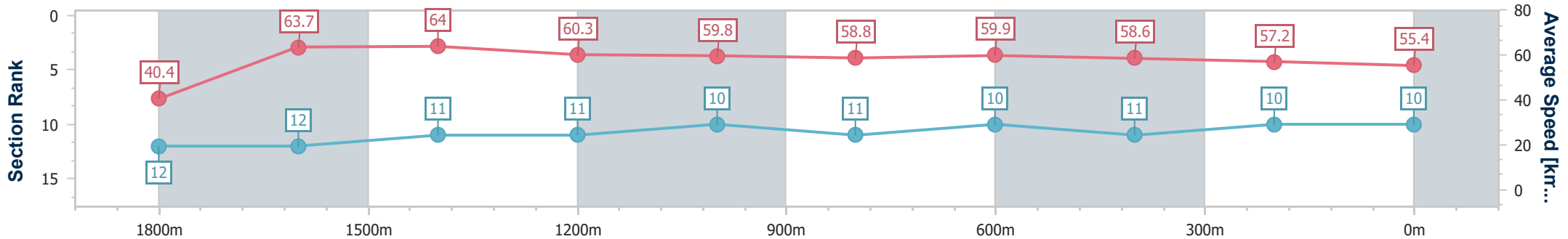
Aquis Park Gold Coast Poly QLD Professional
Race 6: FOLLOW @TURFTRAX BENCHMARK 58 Handicap - 1900m



17 August 2024 - 16:09

Track Rating: Synthetic, Weather: Fine, Rail Position: True

Section	Overall	1800m	1600m	1400m	1200m	1000m	800m	600m	400m	200m
Section Times	1:57.90 [10] (0:08.94)	1:48.96 [12] (0:11.31)	1:37.65 [12] (0:11.28)	1:26.37 [11] (0:11.93)	1:14.44 [11] (0:12.05)	1:02.39 [10] (0:12.24)	0:50.15 [11] (0:12.07)	0:38.08 [10] (0:12.46)	0:25.62 [11] (0:12.61)	0:13.01 [10] (0:13.01)
Average Speed [km/h]	40.4	63.7	64.0	60.3	59.8	58.8	59.9	58.6	57.2	55.4
Top Speed [km/h]	58.3	65.6	64.9	61.4	60.7	61.1	61.5	61.5	58.1	56.4
Avg. Dist. to Rail [m]	10.6	1.3	0.4	0.4	1.3	0.5	1.1	2.3	1.8	2.8
Avg. Stride Freq. [Hz]	2.1	2.4	2.4	2.3	2.3	2.2	2.3	2.3	2.3	2.2
Avg. Stride Length [m]	5.4	7.3	7.5	7.4	7.4	7.3	7.2	7.2	7.0	6.8



- [] Ranking at each section and finish
- .-.- No data available at this section
- NA No data available



Horse/Jockey Name	No More Red
Final Rank	11
Fastest Section Time (Section)	0:08.23 (Overall)
Top Speed [km/h] (Section)	65.9 (1800m)
Race State	Finished



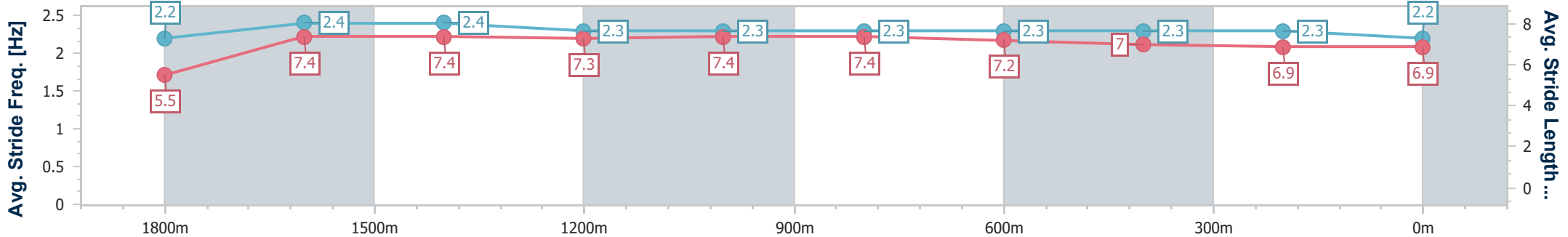
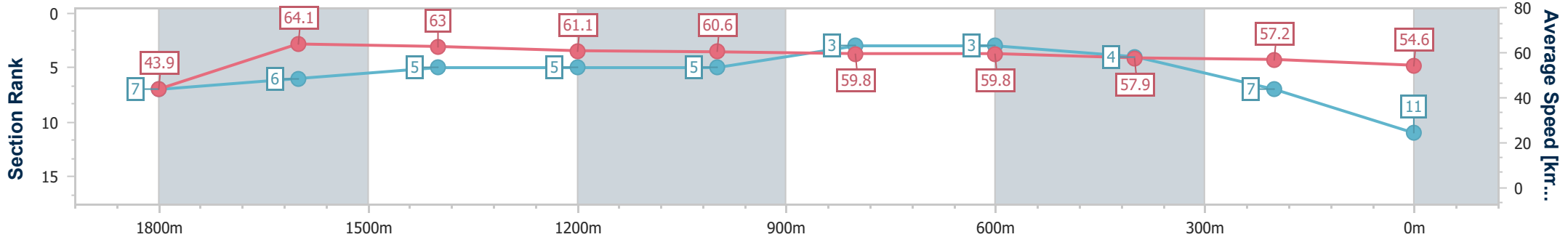
Aquis Park Gold Coast Poly QLD Professional
Race 6: FOLLOW @TURFTRAX BENCHMARK 58 Handicap - 1900m



17 August 2024 - 16:09

Track Rating: Synthetic, Weather: Fine, Rail Position: True

Section	Overall	1800m	1600m	1400m	1200m	1000m	800m	600m	400m	200m
Section Times	1:57.90 [11] (0:08.23)	1:49.67 [7] (0:11.35)	1:38.32 [6] (0:11.49)	1:26.83 [5] (0:11.90)	1:14.93 [5] (0:11.86)	1:03.07 [5] (0:12.14)	0:50.93 [3] (0:12.28)	0:38.65 [3] (0:12.70)	0:25.95 [4] (0:12.70)	0:13.25 [7] (0:13.25)
Average Speed [km/h]	43.9	64.1	63.0	61.1	60.6	59.8	59.8	57.9	57.2	54.6
Top Speed [km/h]	62.5	65.9	63.8	62.3	61.1	60.2	60.3	59.3	57.9	56.9
Avg. Dist. to Rail [m]	7.2	4.2	1.1	1.4	3.3	2.9	3.5	4.0	4.6	4.9
Avg. Stride Freq. [Hz]	2.2	2.4	2.4	2.3	2.3	2.3	2.3	2.3	2.3	2.2
Avg. Stride Length [m]	5.5	7.4	7.4	7.3	7.4	7.4	7.2	7.0	6.9	6.9



- [] Ranking at each section and finish
- .-.- No data available at this section
- NA No data available



Horse/Jockey Name	Magic Of Millo
Final Rank	12
Fastest Section Time (Section)	0:08.06 (Overall)
Top Speed [km/h] (Section)	67.0 (1800m)
Race State	Finished



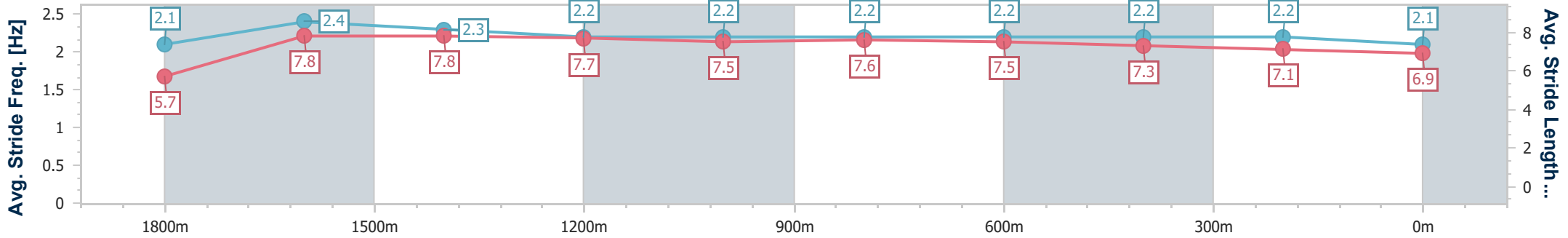
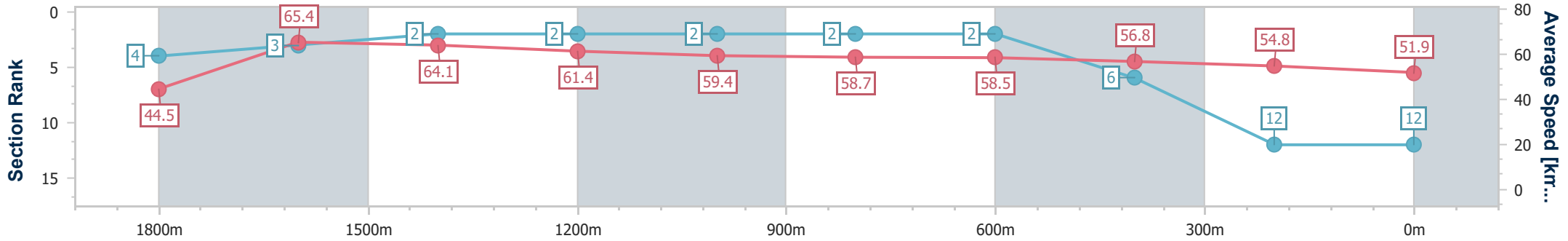
Aquis Park Gold Coast Poly QLD Professional
Race 6: FOLLOW @TURFTRAX BENCHMARK 58 Handicap - 1900m



17 August 2024 - 16:09

Track Rating: Synthetic, Weather: Fine, Rail Position: True

Section	Overall	1800m	1600m	1400m	1200m	1000m	800m	600m	400m	200m
Section Times	1:59.18 [12] (0:08.06)	1:51.12 [4] (0:11.13)	1:39.99 [3] (0:11.31)	1:28.68 [2] (0:11.85)	1:16.83 [2] (0:12.11)	1:04.72 [2] (0:12.28)	0:52.44 [2] (0:12.45)	0:39.99 [2] (0:12.83)	0:27.16 [6] (0:13.21)	0:13.95 [12] (0:13.95)
Average Speed [km/h]	44.5	65.4	64.1	61.4	59.4	58.7	58.5	56.8	54.8	51.9
Top Speed [km/h]	62.0	67.0	64.5	62.9	60.1	59.2	59.6	59.0	56.3	53.6
Avg. Dist. to Rail [m]	9.0	5.3	1.6	1.4	1.4	1.5	2.1	2.0	2.7	3.3
Avg. Stride Freq. [Hz]	2.1	2.4	2.3	2.2	2.2	2.2	2.2	2.2	2.2	2.1
Avg. Stride Length [m]	5.7	7.8	7.8	7.7	7.5	7.6	7.5	7.3	7.1	6.9



- [] Ranking at each section and finish
- .-.- No data available at this section
- NA No data available