



Aquis Park Gold Coast Poly QLD Professional

Race 4: TURFCARE AUSTRALIA BENCHMARK 55 Handicap - 1540m

17 August 2024 - 14:19



Track Rating: Synthetic, Weather: Fine, Rail Position: True

Section		Field Times												
		Overall	1400m	1200m	1000m	800m	600m	400m	Last 600m					
		1:32.91 (0:10.24)	1:22.67 (0:11.02)	1:11.65 (0:11.15)	1:00.50 (0:11.50)	0:49.00 (0:11.68)	0:37.32 (0:12.03)	0:25.29 (0:12.41)	0:37.32					
Rank	TAB	Horse/Jockey	Barrier	Top Speed [km/h]	Fastest Section								Distance Travelled [m]	
1	7	MISS SHU Sean Cormack	12	67.5	0:10.28	1:32.91 [1] (0:10.28)	1:22.63 [3] (0:11.20)	1:11.43 [2] (0:10.93)	1:00.50 [1] (0:11.60)	0:48.90 [2] (0:11.95)	0:36.95 [2] (0:11.87)	0:25.08 [2] (0:12.27)	0:36.95	
2	1	HULKAMANIA Jace McMurray	8	66.9	0:10.31	1:33.01 [2] (0:10.31)	1:22.70 [5] (0:11.25)	1:11.45 [3] (0:11.16)	1:00.29 [3] (0:11.63)	0:48.66 [3] (0:11.93)	0:36.73 [3] (0:11.78)	0:24.95 [3] (0:12.24)	0:36.73	-2
3	10	BETTER STRINGS Shania Willis	14	66.4	0:10.29	1:33.15 [3] (0:10.29)	1:22.86 [4] (0:11.49)	1:11.37 [5] (0:11.12)	1:00.25 [4] (0:11.57)	0:48.68 [4] (0:11.87)	0:36.81 [4] (0:11.84)	0:24.97 [4] (0:12.23)	0:36.81	+5
4	3	BELLE'S BOY Amy Graham	1	67.8	0:10.26	1:33.32 [4] (0:10.26)	1:23.06 [2] (0:11.00)	1:12.06 [1] (0:11.19)	1:00.87 [2] (0:11.46)	0:49.41 [1] (0:11.68)	0:37.73 [1] (0:12.03)	0:25.70 [1] (0:12.41)	0:37.73	-10
5	4	MATTE BLACK Kirk Matheson	6	66.2	0:10.45	1:33.77 [5] (0:10.45)	1:23.32 [6] (0:11.53)	1:11.79 [7] (0:11.10)	1:00.69 [6] (0:11.63)	0:49.06 [6] (0:12.03)	0:37.03 [6] (0:12.18)	0:24.85 [6] (0:12.35)	0:37.03	+0
6	6	SCHOONA THE BETTER Michael Cahill	13	64.5	0:11.08	1:33.82 [6] (0:11.08)	1:22.74 [11] (0:11.45)	1:11.29 [10] (0:11.30)	0:59.99 [10] (0:11.40)	0:48.59 [11] (0:11.89)	0:36.70 [11] (0:12.13)	0:24.57 [11] (0:12.22)	0:36.70	-1
7	11	MIDNIGHT BOOM Rob Thorburn	5	65.3	0:10.47	1:33.84 [7] (0:10.47)	1:23.37 [7] (0:11.34)	1:12.03 [6] (0:11.35)	1:00.68 [7] (0:11.60)	0:49.08 [7] (0:12.10)	0:36.98 [8] (0:12.13)	0:24.85 [7] (0:12.38)	0:36.98	-12
8	2	MAN OF HEART Corey Sutherland	4	65.2	0:11.30	1:34.00 [8] (0:11.48)	1:22.52 [12] (0:11.75)	1:10.77 [12] (0:11.37)	0:59.40 [12] (0:11.30)	0:48.10 [12] (0:11.61)	0:36.49 [12] (0:11.89)	0:24.60 [12] (0:12.16)	0:36.49	-9
9	9	THE WELLIAN Danny Peisley	2	65.0	0:10.67	1:34.09 [9] (0:10.67)	1:23.42 [9] (0:11.45)	1:11.97 [8] (0:11.26)	1:00.71 [9] (0:11.66)	0:49.05 [9] (0:11.91)	0:37.14 [10] (0:12.06)	0:25.08 [8] (0:12.40)	0:37.14	-9
10	12	REAL MINT Girish Goomany	3	66.2	0:10.24	1:34.31 [10] (0:10.24)	1:24.07 [1] (0:11.41)	1:12.66 [4] (0:11.31)	1:01.35 [5] (0:11.64)	0:49.71 [5] (0:12.08)	0:37.63 [5] (0:12.11)	0:25.52 [5] (0:12.49)	0:37.63	-10

Scratched: Bump'n'run (#14), Epauvescent (#15), Pauli (#8), Magic Of Millo (#13)

[] Ranking at each section and finish
 -:-:- No data available at this section
 NA No data available

SCN Saddle cloth number
 DNF Did not finish
 DNT Did not track



Aquis Park Gold Coast Poly QLD Professional

Race 4: TURFCARE AUSTRALIA BENCHMARK 55 Handicap - 1540m

17 August 2024 - 14:19



Track Rating: Synthetic, Weather: Fine, Rail Position: True

Section		Overall	1400m	1200m	1000m	800m	600m	400m	Last 600m
Field Times		1:32.91 (0:10.24)	1:22.67 (0:11.02)	1:11.65 (0:11.15)	1:00.50 (0:11.50)	0:49.00 (0:11.68)	0:37.32 (0:12.03)	0:25.29 (0:12.41)	0:37.32

Rank	TAB	Horse/Jockey	Barrier	Top Speed [km/h]	Fastest Section	Overall	1400m	1200m	1000m	800m	600m	400m	Last 600m	Distance Travelled [m]
11	5	SUPERARGO Micheal Hellyer	10	65.7 1200m	0:10.60 Overall	1:34.41 [11] (0:10.60)	1:23.81 [8] (0:11.57)	1:12.24 [9] (0:11.14)	1:01.10 [8] (0:11.68)	0:49.42 [8] (0:11.87)	0:37.55 [7] (0:12.20)	0:25.35 [9] (0:12.50)	0:37.55	+2
12	16	BRIEF SOJOURN Brooke Ainsworth	9	65.5 1000m	0:10.83 Overall	1:34.47 [12] (0:10.83)	1:23.64 [10] (0:11.85)	1:11.79 [11] (0:11.17)	1:00.62 [11] (0:11.31)	0:49.31 [10] (0:11.74)	0:37.57 [9] (0:12.18)	0:25.39 [10] (0:12.53)	0:37.57	+7

Scratched: Bump'n'run (#14), Epauvescent (#15), Pauli (#8), Magic Of Millo (#13)

[] Ranking at each section and finish
 -:-:-:- No data available at this section
 NA No data available

SCN Saddle cloth number
 DNF Did not finish
 DNT Did not track



Aquis Park Gold Coast Poly QLD Professional

Race 4: TURFCARE AUSTRALIA BENCHMARK 55 Handicap - 1540m

17 August 2024 - 14:19



Track Rating: Synthetic, Weather: Fine, Rail Position: True

Section				200m				Last 600m	
Field Times				0:12.88 (0:12.88)				0:37.32	
Rank	TAB	Horse/Jockey	Barrier	Top Speed [km/h]	Fastest Section	Margin			Distance Travelled [m]
1	7	MISS SHU Sean Cormack	12	67.5 1200m	0:10.28 Overall	0:12.81 [2] (0:12.81)	1:32.91		0:36.95
2	1	HULKAMANIA Jace McMurray	8	66.9 1200m	0:10.31 Overall	0:12.71 [3] (0:12.71)	0.5L		0:36.73 -2
3	10	BETTER STRINGS Shania Willis	14	66.4 1200m	0:10.29 Overall	0:12.74 [4] (0:12.74)	1.3L		0:36.81 +5
4	3	BELLE'S BOY Amy Graham	1	67.8 1400m	0:10.26 Overall	0:13.29 [1] (0:13.29)	2.3L		0:37.73 -10
5	4	MATTE BLACK Kirk Matheson	6	66.2 1200m	0:10.45 Overall	0:12.50 [5] (0:12.50)	4.8L		0:37.03 +0
6	6	SCHOONA THE BETTER Michael Cahill	13	64.5 1200m	0:11.08 Overall	0:12.35 [9] (0:12.35)	5L		0:36.70 -1
7	11	MIDNIGHT BOOM Rob Thorburn	5	65.3 1400m	0:10.47 Overall	0:12.47 [7] (0:12.47)	5.1L		0:36.98 -12
8	2	MAN OF HEART Corey Sutherland	4	65.2 1000m	0:11.30 1000m	0:12.44 [10] (0:12.44)	5.9L		0:36.49 -9
9	9	THE WELLIAN Danny Peisley	2	65.0 1200m	0:10.67 Overall	0:12.68 [8] (0:12.68)	6.4L		0:37.14 -9
10	12	REAL MINT Girish Goomany	3	66.2 1400m	0:10.24 Overall	0:13.03 [6] (0:13.03)	7.7L		0:37.63 -10

Scratched: Bump'n'run (#14), Epauvescent (#15), Pauli (#8), Magic Of Millo (#13)

[] Ranking at each section and finish
 -:-:- No data available at this section
 NA No data available

SCN Saddle cloth number
 DNF Did not finish
 DNT Did not track



Aquis Park Gold Coast Poly QLD Professional
Race 4: TURFCARE AUSTRALIA BENCHMARK 55 Handicap - 1540m
17 August 2024 - 14:19



Track Rating: Synthetic, Weather: Fine, Rail Position: True

Section				200m				Last 600m		
Field Times				0:12.88 (0:12.88)				0:37.32		
Rank	TAB	Horse/Jockey	Barrier	Top Speed [km/h]	Fastest Section	Margin			Distance Travelled [m]	
11	5	SUPERARGO	10	65.7	0:10.60	0:12.85 [10]	8.2L		0:37.55	+2
		Micheal Hellyer		1200m	Overall	(0:12.85)				
12	16	BRIEF SOJOURN	9	65.5	0:10.83	0:12.86 [12]	8.4L		0:37.57	+7
		Brooke Ainsworth		1000m	Overall	(0:12.86)				

Scratched: Bump'n'run (#14), Epauvescent (#15), Pauli (#8), Magic Of Millo (#13)

[] Ranking at each section and finish
 -:-:-:- No data available at this section
 NA No data available

SCN Saddle cloth number
 DNF Did not finish
 DNT Did not track



Horse/Jockey Name	Miss Shu
Final Rank	1
Fastest Section Time (Section)	0:10.28 (Overall)
Top Speed [km/h] (Section)	67.5 (1200m)
Race State	Finished



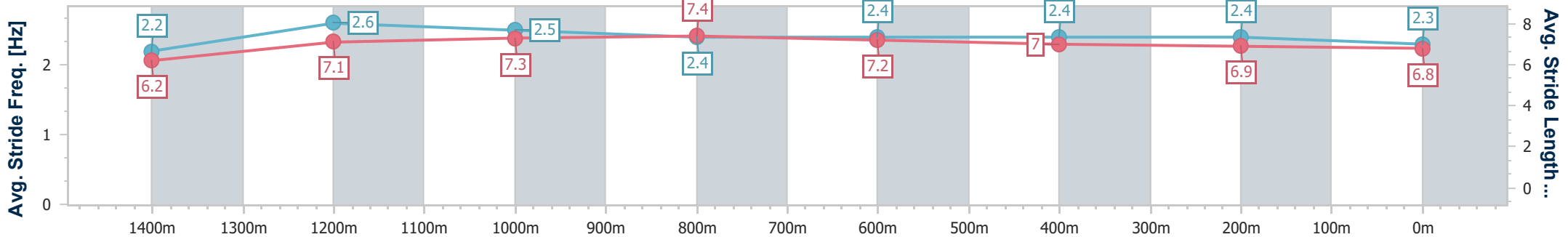
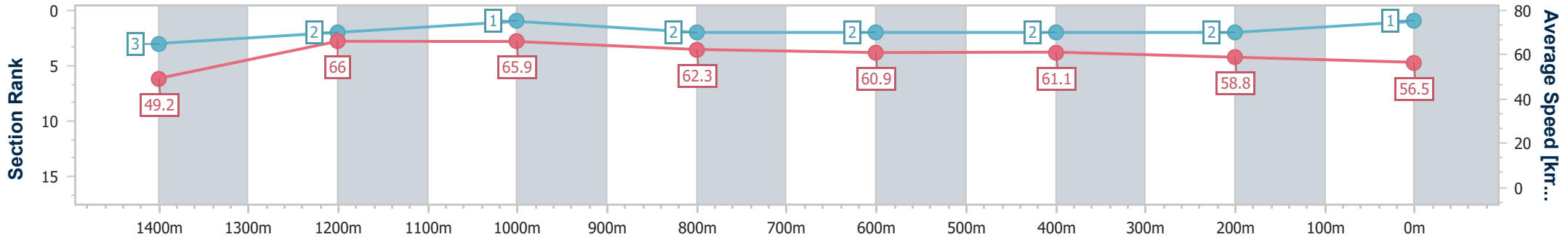
Aquis Park Gold Coast Poly QLD Professional
Race 4: TURFCARE AUSTRALIA BENCHMARK 55 Handicap - 1540m



17 August 2024 - 14:19

Track Rating: Synthetic, Weather: Fine, Rail Position: True

Section	Overall	1400m	1200m	1000m	800m	600m	400m	200m
Section Times	1:32.91 [1] (0:10.28)	1:22.63 [3] (0:11.20)	1:11.43 [2] (0:10.93)	1:00.50 [1] (0:11.60)	0:48.90 [2] (0:11.95)	0:36.95 [2] (0:11.87)	0:25.08 [2] (0:12.27)	0:12.81 [2] (0:12.81)
Average Speed [km/h]	49.2	66.0	65.9	62.3	60.9	61.1	58.8	56.5
Top Speed [km/h]	65.3	66.8	67.5	63.4	62.0	62.2	60.7	58.6
Avg. Dist. to Rail [m]	9.7	3.8	2.6	1.6	1.9	1.5	1.8	3.3
Avg. Stride Freq. [Hz]	2.2	2.6	2.5	2.4	2.4	2.4	2.4	2.3
Avg. Stride Length [m]	6.2	7.1	7.3	7.4	7.2	7.0	6.9	6.8



- [] Ranking at each section and finish
- .-.- No data available at this section
- NA No data available



Horse/Jockey Name	Hulkamania
Final Rank	2
Fastest Section Time (Section)	0:10.31 (Overall)
Top Speed [km/h] (Section)	66.9 (1200m)
Race State	Finished



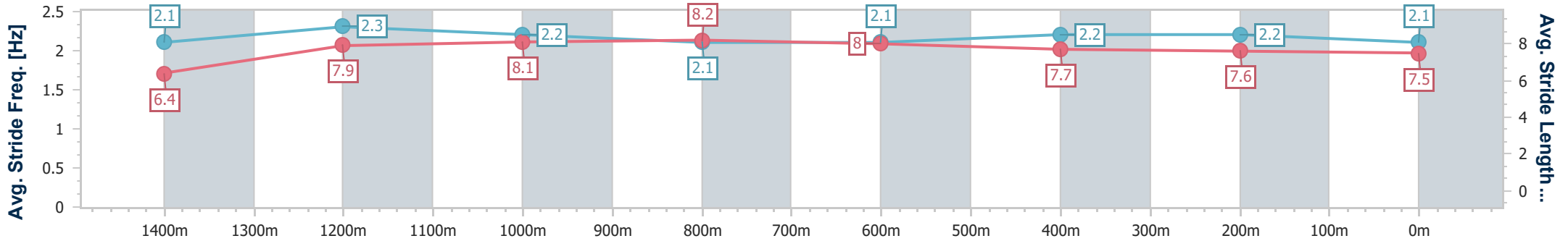
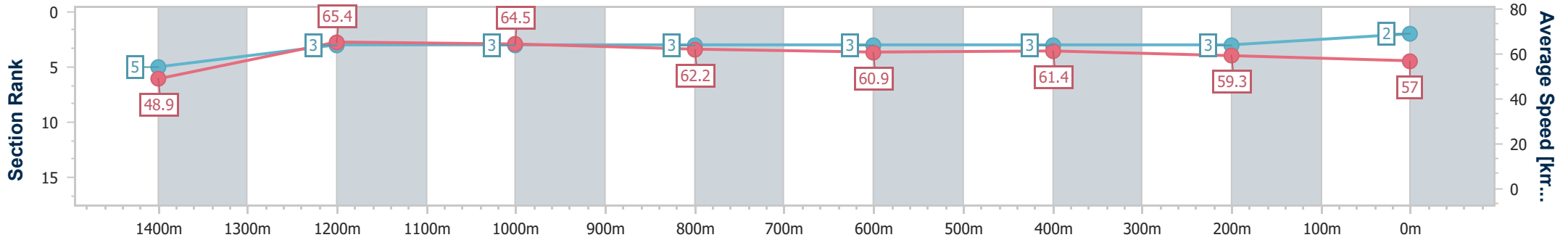
Aquis Park Gold Coast Poly QLD Professional
Race 4: TURFCARE AUSTRALIA BENCHMARK 55 Handicap - 1540m



17 August 2024 - 14:19

Track Rating: Synthetic, Weather: Fine, Rail Position: True

Section	Overall	1400m	1200m	1000m	800m	600m	400m	200m
Section Times	1:33.01 [2] (0:10.31)	1:22.70 [5] (0:11.25)	1:11.45 [3] (0:11.16)	1:00.29 [3] (0:11.63)	0:48.66 [3] (0:11.93)	0:36.73 [3] (0:11.78)	0:24.95 [3] (0:12.24)	0:12.71 [3] (0:12.71)
Average Speed [km/h]	48.9	65.4	64.5	62.2	60.9	61.4	59.3	57.0
Top Speed [km/h]	65.0	66.2	66.9	63.0	61.2	62.2	61.3	57.7
Avg. Dist. to Rail [m]	7.1	2.6	2.0	1.7	1.2	1.9	3.3	4.4
Avg. Stride Freq. [Hz]	2.1	2.3	2.2	2.1	2.1	2.2	2.2	2.1
Avg. Stride Length [m]	6.4	7.9	8.1	8.2	8.0	7.7	7.6	7.5



- [] Ranking at each section and finish
- .-.- No data available at this section
- NA No data available



Horse/Jockey Name	Better Strings
Final Rank	3
Fastest Section Time (Section)	0:10.29 (Overall)
Top Speed [km/h] (Section)	66.4 (1200m)
Race State	Finished



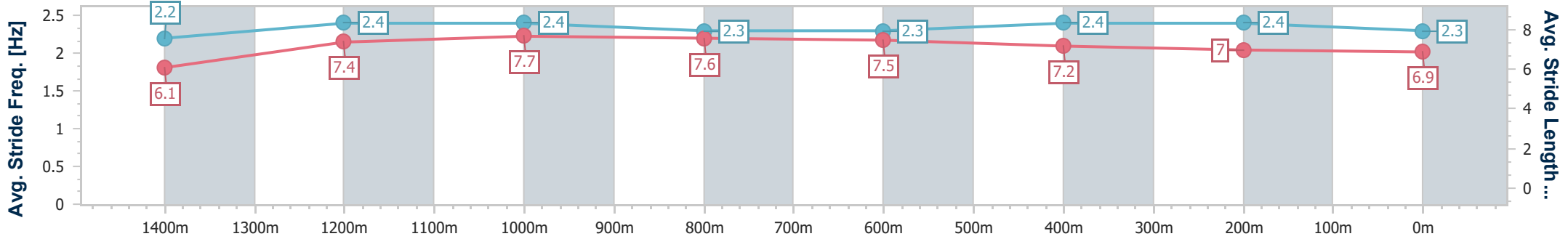
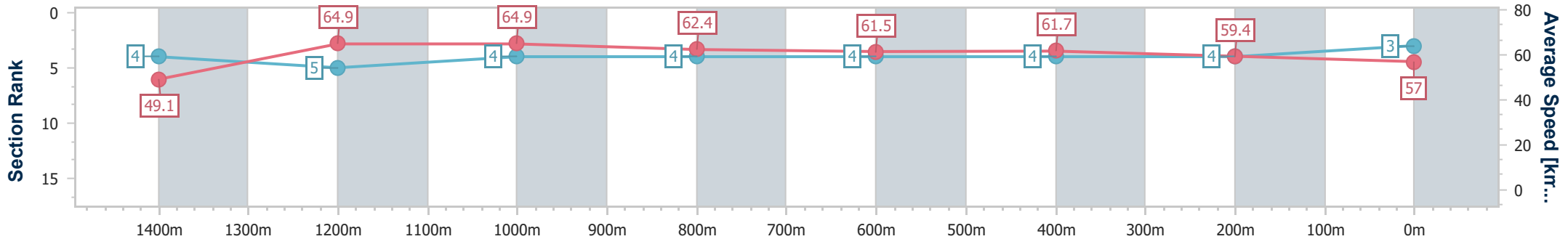
Aquis Park Gold Coast Poly QLD Professional
Race 4: TURFCARE AUSTRALIA BENCHMARK 55 Handicap - 1540m



17 August 2024 - 14:19

Track Rating: Synthetic, Weather: Fine, Rail Position: True

Section	Overall	1400m	1200m	1000m	800m	600m	400m	200m
Section Times	1:33.15 [3] (0:10.29)	1:22.86 [4] (0:11.49)	1:11.37 [5] (0:11.12)	1:00.25 [4] (0:11.57)	0:48.68 [4] (0:11.87)	0:36.81 [4] (0:11.84)	0:24.97 [4] (0:12.23)	0:12.74 [4] (0:12.74)
Average Speed [km/h]	49.1	64.9	64.9	62.4	61.5	61.7	59.4	57.0
Top Speed [km/h]	65.3	66.3	66.4	63.3	62.8	63.7	61.9	57.9
Avg. Dist. to Rail [m]	11.5	4.6	2.0	1.7	2.3	3.3	5.0	6.3
Avg. Stride Freq. [Hz]	2.2	2.4	2.4	2.3	2.3	2.4	2.4	2.3
Avg. Stride Length [m]	6.1	7.4	7.7	7.6	7.5	7.2	7.0	6.9



- [] Ranking at each section and finish
- .-.- No data available at this section
- NA No data available



Horse/Jockey Name	Belle's Boy
Final Rank	4
Fastest Section Time (Section)	0:10.26 (Overall)
Top Speed [km/h] (Section)	67.8 (1400m)
Race State	Finished



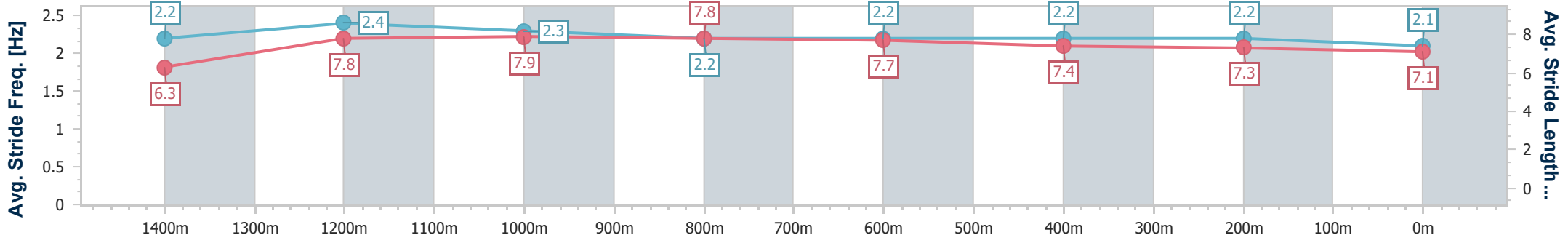
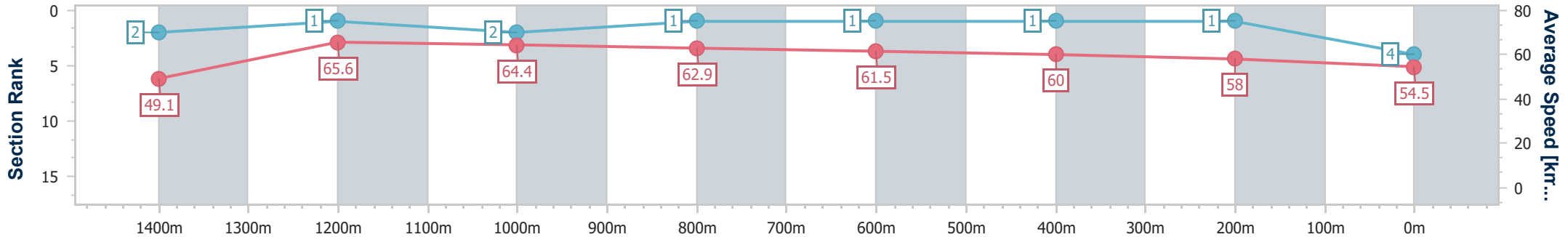
Aquis Park Gold Coast Poly QLD Professional
Race 4: TURFCARE AUSTRALIA BENCHMARK 55 Handicap - 1540m



17 August 2024 - 14:19

Track Rating: Synthetic, Weather: Fine, Rail Position: True

Section	Overall	1400m	1200m	1000m	800m	600m	400m	200m
Section Times	1:33.32 [4] (0:10.26)	1:23.06 [2] (0:11.00)	1:12.06 [1] (0:11.19)	1:00.87 [2] (0:11.46)	0:49.41 [1] (0:11.68)	0:37.73 [1] (0:12.03)	0:25.70 [1] (0:12.41)	0:13.29 [1] (0:13.29)
Average Speed [km/h]	49.1	65.6	64.4	62.9	61.5	60.0	58.0	54.5
Top Speed [km/h]	65.1	67.8	65.1	64.1	63.1	61.6	59.8	56.1
Avg. Dist. to Rail [m]	1.0	0.7	1.6	1.0	0.6	0.6	1.3	1.9
Avg. Stride Freq. [Hz]	2.2	2.4	2.3	2.2	2.2	2.2	2.2	2.1
Avg. Stride Length [m]	6.3	7.8	7.9	7.8	7.7	7.4	7.3	7.1



- [] Ranking at each section and finish
- .-.- No data available at this section
- NA No data available



Horse/Jockey Name	Matte Black
Final Rank	5
Fastest Section Time (Section)	0:10.45 (Overall)
Top Speed [km/h] (Section)	66.2 (1200m)
Race State	Finished



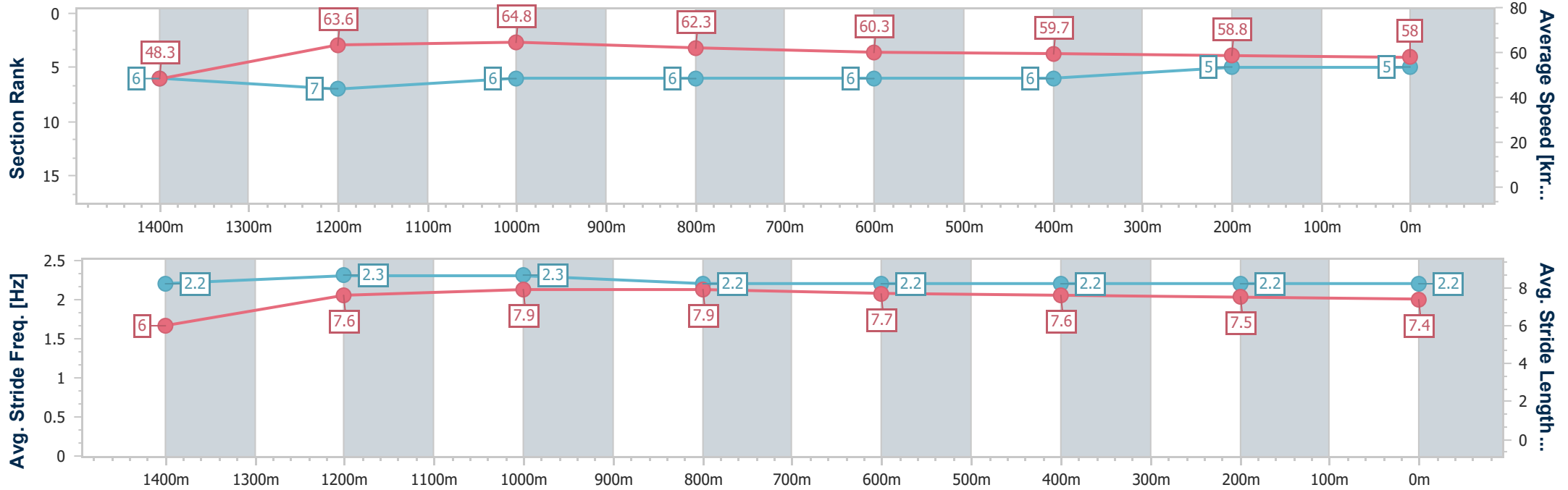
Aquis Park Gold Coast Poly QLD Professional
Race 4: TURFCARE AUSTRALIA BENCHMARK 55 Handicap - 1540m



17 August 2024 - 14:19

Track Rating: Synthetic, Weather: Fine, Rail Position: True

Section	Overall	1400m	1200m	1000m	800m	600m	400m	200m
Section Times	1:33.77 [5] (0:10.45)	1:23.32 [6] (0:11.53)	1:11.79 [7] (0:11.10)	1:00.69 [6] (0:11.63)	0:49.06 [6] (0:12.03)	0:37.03 [6] (0:12.18)	0:24.85 [6] (0:12.35)	0:12.50 [5] (0:12.50)
Average Speed [km/h]	48.3	63.6	64.8	62.3	60.3	59.7	58.8	58.0
Top Speed [km/h]	63.1	65.1	66.2	63.2	61.1	61.5	60.3	58.5
Avg. Dist. to Rail [m]	6.2	2.6	2.6	1.8	1.8	1.9	4.0	5.4
Avg. Stride Freq. [Hz]	2.2	2.3	2.3	2.2	2.2	2.2	2.2	2.2
Avg. Stride Length [m]	6.0	7.6	7.9	7.9	7.7	7.6	7.5	7.4



- [] Ranking at each section and finish
- .-.- No data available at this section
- NA No data available



Horse/Jockey Name	Schoona The Better
Final Rank	6
Fastest Section Time (Section)	0:11.08 (Overall)
Top Speed [km/h] (Section)	64.5 (1200m)
Race State	Finished



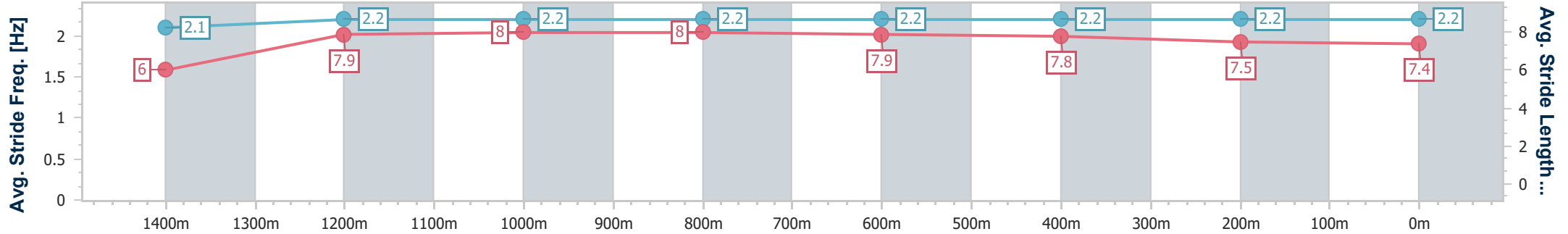
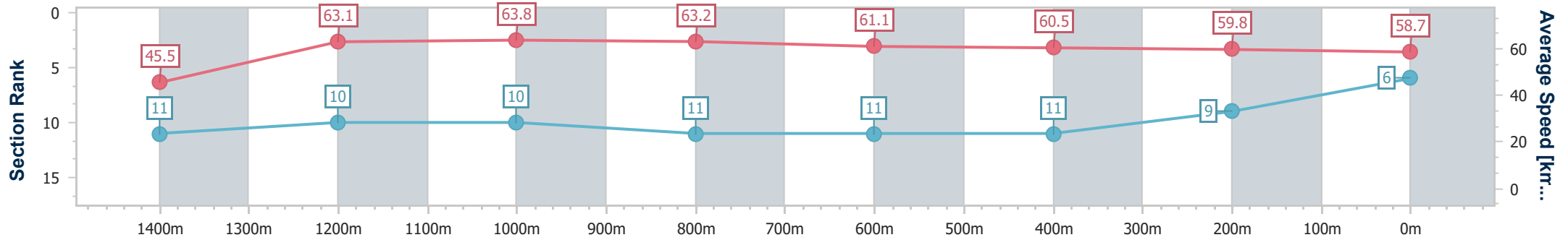
Aquis Park Gold Coast Poly QLD Professional
Race 4: TURFCARE AUSTRALIA BENCHMARK 55 Handicap - 1540m



17 August 2024 - 14:19

Track Rating: Synthetic, Weather: Fine, Rail Position: True

Section	Overall	1400m	1200m	1000m	800m	600m	400m	200m
Section Times	1:33.82 [6] (0:11.08)	1:22.74 [11] (0:11.45)	1:11.29 [10] (0:11.30)	0:59.99 [10] (0:11.40)	0:48.59 [11] (0:11.89)	0:36.70 [11] (0:12.13)	0:24.57 [11] (0:12.22)	0:12.35 [9] (0:12.35)
Average Speed [km/h]	45.5	63.1	63.8	63.2	61.1	60.5	59.8	58.7
Top Speed [km/h]	61.4	64.1	64.5	64.4	62.0	61.3	60.5	59.5
Avg. Dist. to Rail [m]	8.9	0.3	0.7	1.3	1.8	3.6	6.9	7.4
Avg. Stride Freq. [Hz]	2.1	2.2	2.2	2.2	2.2	2.2	2.2	2.2
Avg. Stride Length [m]	6.0	7.9	8.0	8.0	7.9	7.8	7.5	7.4



- [] Ranking at each section and finish
- .-.- No data available at this section
- NA No data available



Horse/Jockey Name	Midnight Boom
Final Rank	7
Fastest Section Time (Section)	0:10.47 (Overall)
Top Speed [km/h] (Section)	65.3 (1400m)
Race State	Finished



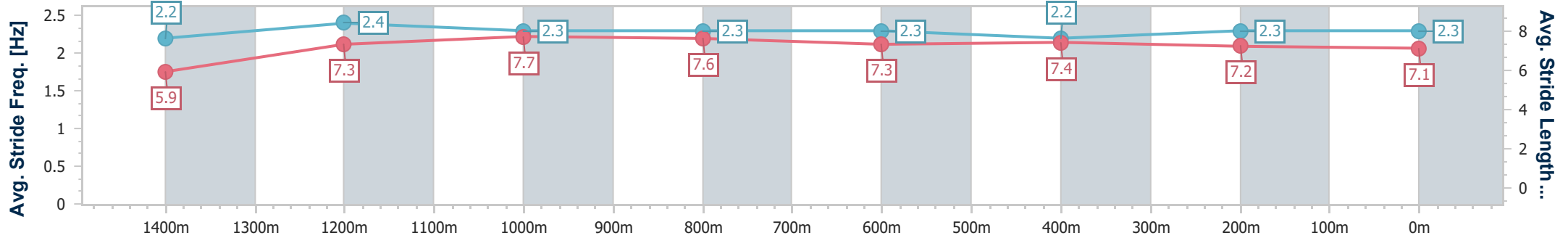
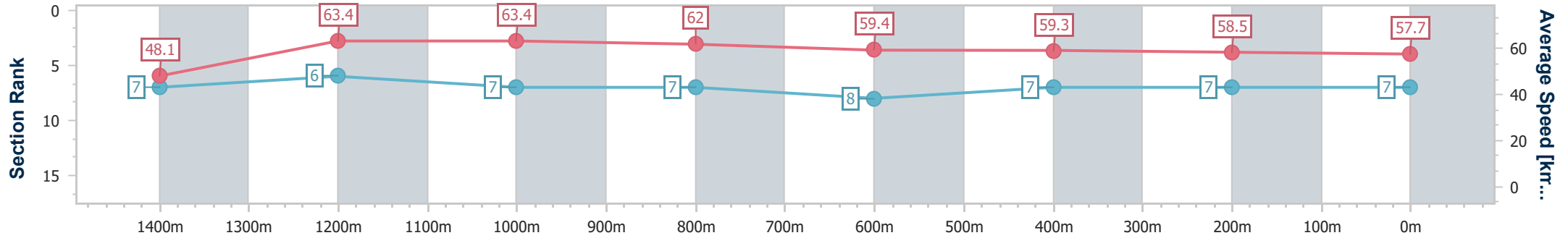
Aquis Park Gold Coast Poly QLD Professional
Race 4: TURFCARE AUSTRALIA BENCHMARK 55 Handicap - 1540m



17 August 2024 - 14:19

Track Rating: Synthetic, Weather: Fine, Rail Position: True

Section	Overall	1400m	1200m	1000m	800m	600m	400m	200m
Section Times	1:33.84 [7] (0:10.47)	1:23.37 [7] (0:11.34)	1:12.03 [6] (0:11.35)	1:00.68 [7] (0:11.60)	0:49.08 [7] (0:12.10)	0:36.98 [8] (0:12.13)	0:24.85 [7] (0:12.38)	0:12.47 [7] (0:12.47)
Average Speed [km/h]	48.1	63.4	63.4	62.0	59.4	59.3	58.5	57.7
Top Speed [km/h]	62.8	65.3	64.8	63.5	60.2	60.3	59.2	59.2
Avg. Dist. to Rail [m]	3.8	0.7	0.3	0.2	0.5	0.5	1.8	2.3
Avg. Stride Freq. [Hz]	2.2	2.4	2.3	2.3	2.3	2.2	2.3	2.3
Avg. Stride Length [m]	5.9	7.3	7.7	7.6	7.3	7.4	7.2	7.1



- [] Ranking at each section and finish
- .-.- No data available at this section
- NA No data available



Horse/Jockey Name	Man Of Heart
Final Rank	8
Fastest Section Time (Section)	0:11.30 (1000m)
Top Speed [km/h] (Section)	65.2 (1000m)
Race State	Finished



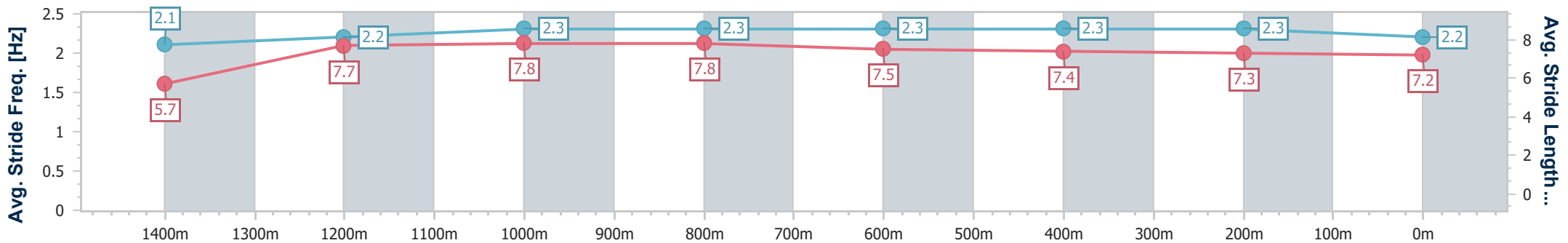
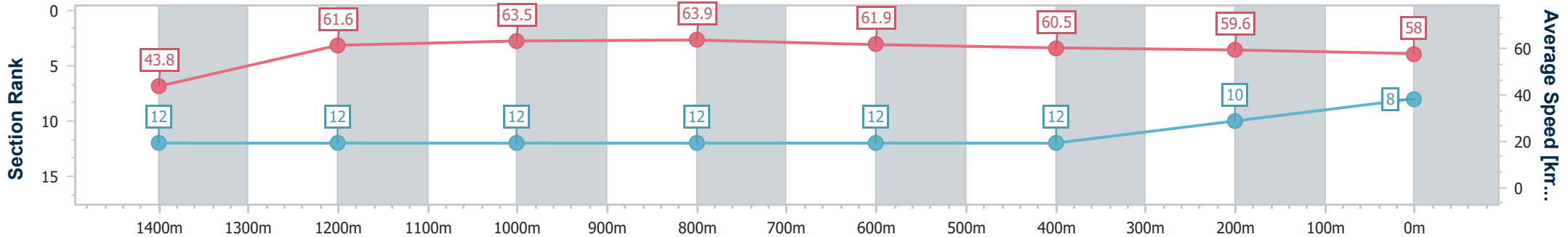
Aquis Park Gold Coast Poly QLD Professional
Race 4: TURFCARE AUSTRALIA BENCHMARK 55 Handicap - 1540m



17 August 2024 - 14:19

Track Rating: Synthetic, Weather: Fine, Rail Position: True

Section	Overall	1400m	1200m	1000m	800m	600m	400m	200m
Section Times	1:34.00 [8] (0:11.48)	1:22.52 [12] (0:11.75)	1:10.77 [12] (0:11.37)	0:59.40 [12] (0:11.30)	0:48.10 [12] (0:11.61)	0:36.49 [12] (0:11.89)	0:24.60 [12] (0:12.16)	0:12.44 [10] (0:12.44)
Average Speed [km/h]	43.8	61.6	63.5	63.9	61.9	60.5	59.6	58.0
Top Speed [km/h]	61.7	63.0	64.1	65.2	62.7	61.9	60.3	59.5
Avg. Dist. to Rail [m]	4.5	0.6	2.4	1.7	0.3	0.5	3.3	6.8
Avg. Stride Freq. [Hz]	2.1	2.2	2.3	2.3	2.3	2.3	2.3	2.2
Avg. Stride Length [m]	5.7	7.7	7.8	7.8	7.5	7.4	7.3	7.2



- [] Ranking at each section and finish
- .-.- No data available at this section
- NA No data available



Horse/Jockey Name	The Wellian
Final Rank	9
Fastest Section Time (Section)	0:10.67 (Overall)
Top Speed [km/h] (Section)	65.0 (1200m)
Race State	Finished



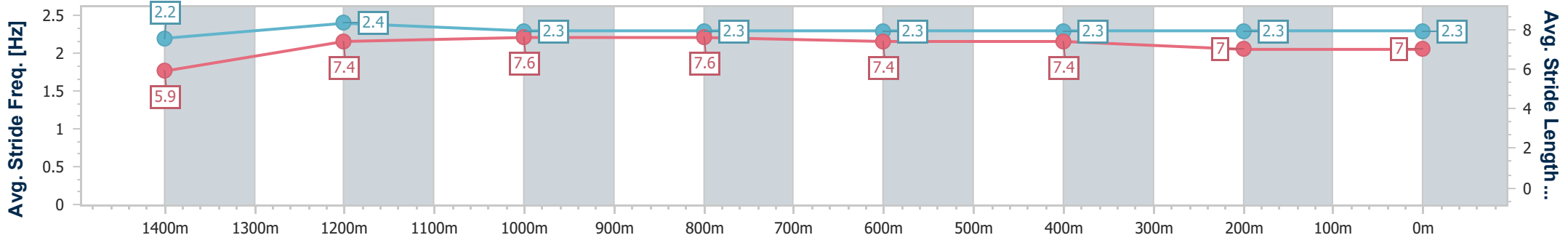
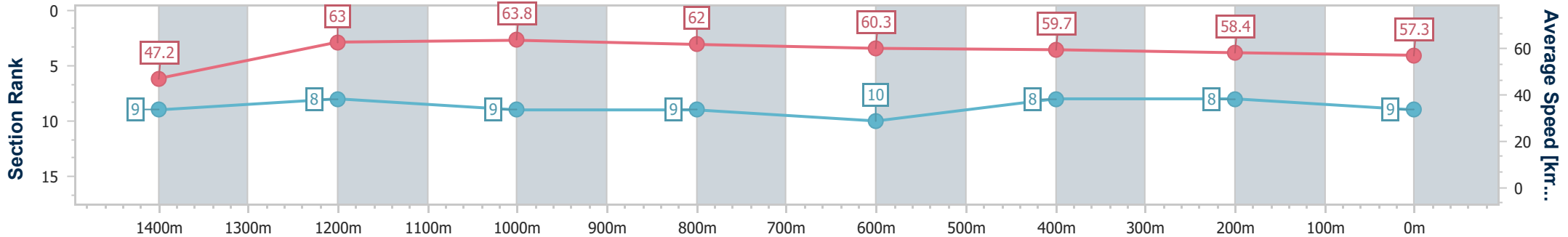
Aquis Park Gold Coast Poly QLD Professional
Race 4: TURFCARE AUSTRALIA BENCHMARK 55 Handicap - 1540m



17 August 2024 - 14:19

Track Rating: Synthetic, Weather: Fine, Rail Position: True

Section	Overall	1400m	1200m	1000m	800m	600m	400m	200m
Section Times	1:34.09 [9] (0:10.67)	1:23.42 [9] (0:11.45)	1:11.97 [8] (0:11.26)	1:00.71 [9] (0:11.66)	0:49.05 [9] (0:11.91)	0:37.14 [10] (0:12.06)	0:25.08 [8] (0:12.40)	0:12.68 [8] (0:12.68)
Average Speed [km/h]	47.2	63.0	63.8	62.0	60.3	59.7	58.4	57.3
Top Speed [km/h]	64.6	64.9	65.0	62.4	61.9	61.7	59.5	58.5
Avg. Dist. to Rail [m]	2.8	0.3	0.7	0.2	0.3	0.8	3.0	5.4
Avg. Stride Freq. [Hz]	2.2	2.4	2.3	2.3	2.3	2.3	2.3	2.3
Avg. Stride Length [m]	5.9	7.4	7.6	7.6	7.4	7.4	7.0	7.0



- [] Ranking at each section and finish
- .-.- No data available at this section
- NA No data available



Horse/Jockey Name	Real Mint
Final Rank	10
Fastest Section Time (Section)	0:10.24 (Overall)
Top Speed [km/h] (Section)	66.2 (1400m)
Race State	Finished



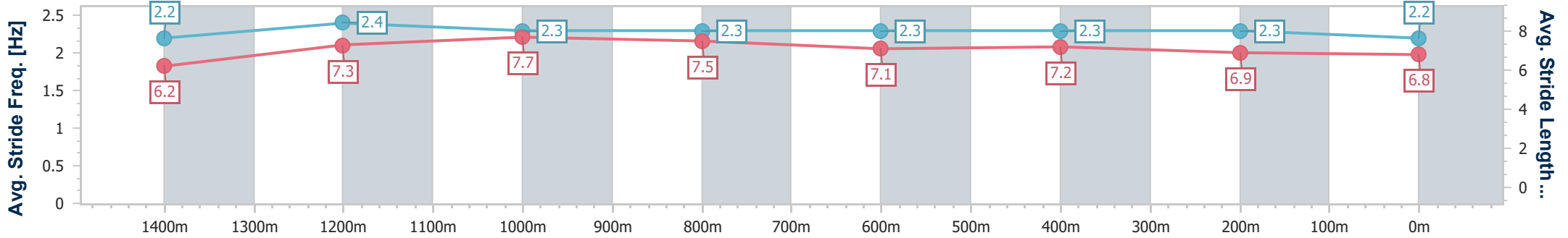
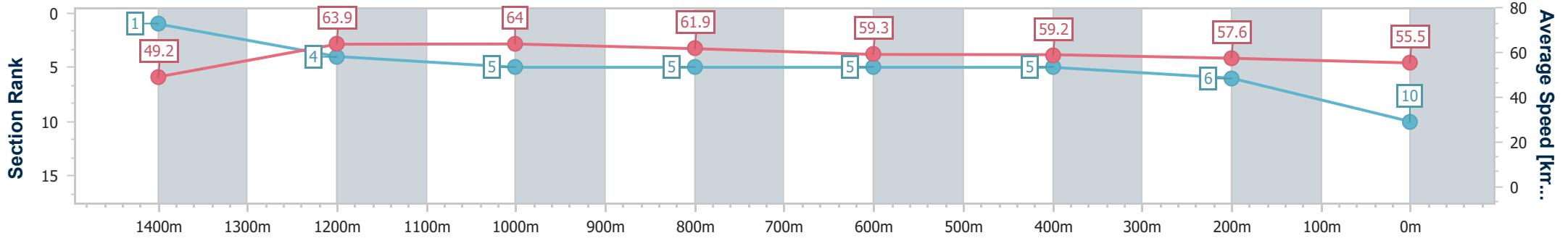
Aquis Park Gold Coast Poly QLD Professional
Race 4: TURFCARE AUSTRALIA BENCHMARK 55 Handicap - 1540m



17 August 2024 - 14:19

Track Rating: Synthetic, Weather: Fine, Rail Position: True

Section	Overall	1400m	1200m	1000m	800m	600m	400m	200m
Section Times	1:34.31 [10] (0:10.24)	1:24.07 [1] (0:11.41)	1:12.66 [4] (0:11.31)	1:01.35 [5] (0:11.64)	0:49.71 [5] (0:12.08)	0:37.63 [5] (0:12.11)	0:25.52 [5] (0:12.49)	0:13.03 [6] (0:13.03)
Average Speed [km/h]	49.2	63.9	64.0	61.9	59.3	59.2	57.6	55.5
Top Speed [km/h]	66.0	66.2	65.2	64.0	60.6	60.5	59.0	56.6
Avg. Dist. to Rail [m]	2.9	1.9	1.8	1.7	0.7	1.1	1.3	1.3
Avg. Stride Freq. [Hz]	2.2	2.4	2.3	2.3	2.3	2.3	2.3	2.2
Avg. Stride Length [m]	6.2	7.3	7.7	7.5	7.1	7.2	6.9	6.8



- [] Ranking at each section and finish
- .-.- No data available at this section
- NA No data available



Horse/Jockey Name	Superargo
Final Rank	11
Fastest Section Time (Section)	0:10.60 (Overall)
Top Speed [km/h] (Section)	65.7 (1200m)
Race State	Finished



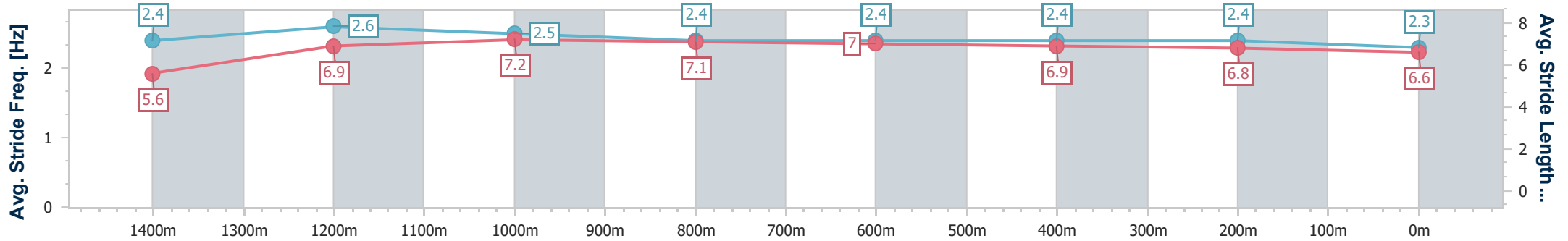
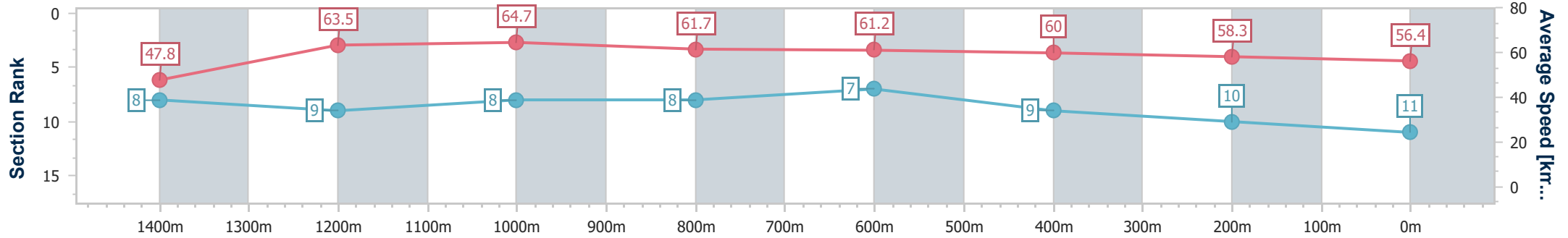
Aquis Park Gold Coast Poly QLD Professional
Race 4: TURFCARE AUSTRALIA BENCHMARK 55 Handicap - 1540m



17 August 2024 - 14:19

Track Rating: Synthetic, Weather: Fine, Rail Position: True

Section	Overall	1400m	1200m	1000m	800m	600m	400m	200m
Section Times	1:34.41 [11] (0:10.60)	1:23.81 [8] (0:11.57)	1:12.24 [9] (0:11.14)	1:01.10 [8] (0:11.68)	0:49.42 [8] (0:11.87)	0:37.55 [7] (0:12.20)	0:25.35 [9] (0:12.50)	0:12.85 [10] (0:12.85)
Average Speed [km/h]	47.8	63.5	64.7	61.7	61.2	60.0	58.3	56.4
Top Speed [km/h]	61.8	65.6	65.7	62.9	62.6	61.5	59.6	57.7
Avg. Dist. to Rail [m]	9.1	2.7	1.4	0.7	1.8	3.1	5.4	6.6
Avg. Stride Freq. [Hz]	2.4	2.6	2.5	2.4	2.4	2.4	2.4	2.3
Avg. Stride Length [m]	5.6	6.9	7.2	7.1	7.0	6.9	6.8	6.6



- [] Ranking at each section and finish
- .-.- No data available at this section
- NA No data available



Horse/Jockey Name	Brief Sojourn
Final Rank	12
Fastest Section Time (Section)	0:10.83 (Overall)
Top Speed [km/h] (Section)	65.5 (1000m)
Race State	Finished



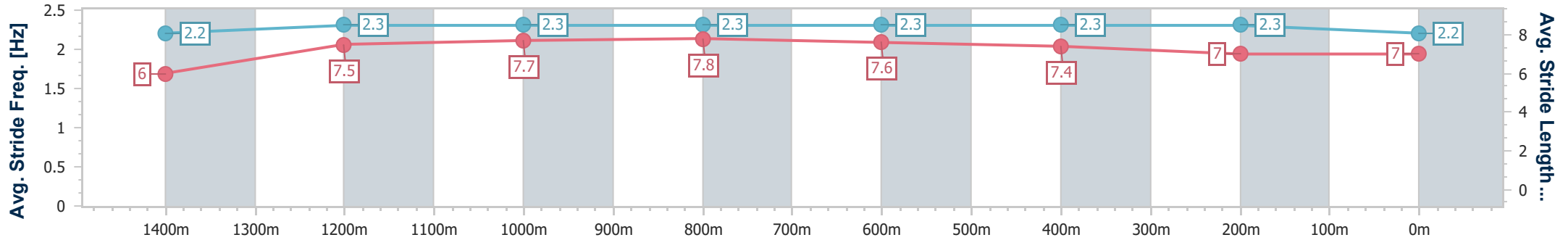
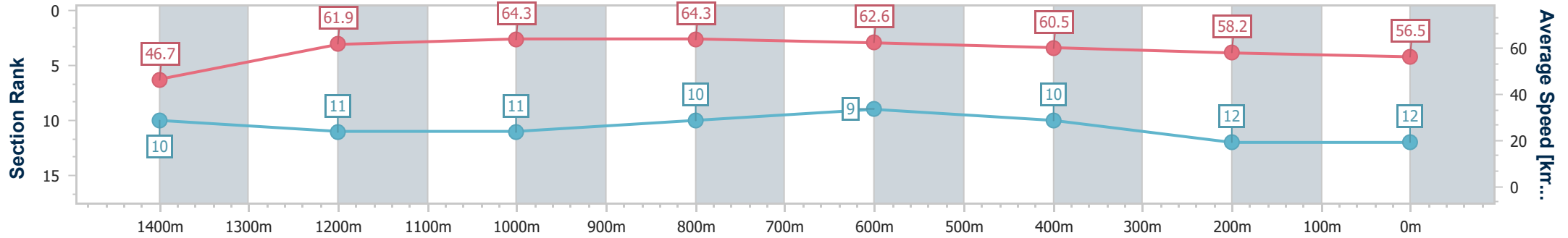
Aquis Park Gold Coast Poly QLD Professional
Race 4: TURFCARE AUSTRALIA BENCHMARK 55 Handicap - 1540m



17 August 2024 - 14:19

Track Rating: Synthetic, Weather: Fine, Rail Position: True

Section	Overall	1400m	1200m	1000m	800m	600m	400m	200m
Section Times	1:34.47 [12] (0:10.83)	1:23.64 [10] (0:11.85)	1:11.79 [11] (0:11.17)	1:00.62 [11] (0:11.31)	0:49.31 [10] (0:11.74)	0:37.57 [9] (0:12.18)	0:25.39 [10] (0:12.53)	0:12.86 [12] (0:12.86)
Average Speed [km/h]	46.7	61.9	64.3	64.3	62.6	60.5	58.2	56.5
Top Speed [km/h]	59.8	63.9	64.8	65.5	63.6	61.7	59.6	57.4
Avg. Dist. to Rail [m]	7.9	2.6	3.8	3.8	3.7	4.5	6.6	8.1
Avg. Stride Freq. [Hz]	2.2	2.3	2.3	2.3	2.3	2.3	2.3	2.2
Avg. Stride Length [m]	6.0	7.5	7.7	7.8	7.6	7.4	7.0	7.0



- [] Ranking at each section and finish
- .-.- No data available at this section
- NA No data available