



# Aquis Park Gold Coast Poly QLD Professional

## Race 1: TAB ARMA CONFERENCE Maiden Handicap - 1900m



17 August 2024 - 12:34

Track Rating: Synthetic, Weather: Fine, Rail Position: True

Section	Field Times													
	Overall	1800m	1600m	1400m	1200m	1000m	800m	Last 600m						
	1:57.91 (0:08.38)	1:49.53 (0:12.10)	1:37.43 (0:11.84)	1:25.59 (0:12.03)	1:13.56 (0:12.64)	1:00.92 (0:12.25)	0:48.67 (0:12.09)	0:36.58						
Rank	TAB	Horse/Jockey	Barrier	Top Speed [km/h]	Fastest Section									Distance Travelled [m]
1	8	HELLUVA SOIREE Micheal Hellyer	5	63.4 600m	0:08.60 Overall	1:57.91 [1] (0:08.60)	1:49.31 [4] (0:12.21)	1:37.10 [7] (0:12.33)	1:24.77 [7] (0:12.42)	1:12.35 [7] (0:12.67)	0:59.68 [8] (0:12.14)	0:47.54 [8] (0:11.72)	0:35.82	
2	11	NO DOUBLE DIPPING Brooke Ainsworth	3	62.3 1800m	0:08.49 Overall	1:58.03 [2] (0:08.49)	1:49.54 [3] (0:12.05)	1:37.49 [3] (0:12.15)	1:25.34 [4] (0:12.32)	1:13.02 [3] (0:12.74)	1:00.28 [4] (0:12.06)	0:48.22 [4] (0:11.92)	0:36.30	-2
3	1	NITROGEN Kirk Matheson	1	62.1 1000m	0:08.70 Overall	1:58.05 [3] (0:08.70)	1:49.35 [8] (0:12.07)	1:37.28 [6] (0:12.25)	1:25.03 [5] (0:12.30)	1:12.73 [6] (0:12.63)	1:00.10 [5] (0:12.06)	0:48.04 [5] (0:11.96)	0:36.08	-4
4	4	SMOKIN MATCH Michael Cahill	2	61.5 800m	0:08.38 Overall	1:58.12 [4] (0:08.38)	1:49.74 [1] (0:12.11)	1:37.63 [2] (0:12.18)	1:25.45 [3] (0:12.34)	1:13.11 [4] (0:12.65)	1:00.46 [3] (0:12.08)	0:48.38 [3] (0:12.01)	0:36.37	-4
5	6	SWITZERLAND SUN Dan McGillivray	10	63.5 1600m	0:08.69 Overall	1:58.47 [5] (0:08.69)	1:49.78 [7] (0:11.92)	1:37.86 [4] (0:11.71)	1:26.15 [1] (0:12.03)	1:14.12 [1] (0:12.64)	1:01.48 [1] (0:12.25)	0:49.23 [1] (0:12.09)	0:37.14	-3
6	9	MINISTER GARRETT Stephen Cummins	9	63.4 600m	0:08.67 Overall	1:58.60 [6] (0:08.67)	1:49.93 [6] (0:12.32)	1:37.61 [8] (0:12.31)	1:25.30 [8] (0:12.33)	1:12.97 [8] (0:12.44)	1:00.53 [7] (0:12.30)	0:48.23 [7] (0:11.77)	0:36.46	+8
7	3	TRAPEZE FLYER Sean Cormack	7	62.3 1600m	0:08.64 Overall	1:58.64 [7] (0:08.64)	1:50.00 [5] (0:11.84)	1:38.16 [1] (0:11.86)	1:26.30 [2] (0:12.32)	1:13.98 [2] (0:12.67)	1:01.31 [2] (0:12.22)	0:49.09 [2] (0:11.96)	0:37.13	-4
8	10	MIDNIGHT SEAS Rob Thorburn	4	62.6 1800m	0:08.48 Overall	1:59.43 [8] (0:08.48)	1:50.95 [2] (0:12.17)	1:38.78 [5] (0:12.37)	1:26.41 [6] (0:12.26)	1:14.15 [5] (0:12.73)	1:01.42 [6] (0:12.32)	0:49.10 [6] (0:11.98)	0:37.12	+2

Scratched: Fine And Rare (#2), The Vocalist (#5), Jenny's Rose (#7), The Best Bad Boy (#12)

[ ] Ranking at each section and finish  
 -:-:- No data available at this section  
 NA No data available

SCN Saddle cloth number  
 DNF Did not finish  
 DNT Did not track



# Aquis Park Gold Coast Poly QLD Professional

## Race 1: TAB ARMA CONFERENCE Maiden Handicap - 1900m



17 August 2024 - 12:34

Track Rating: Synthetic, Weather: Fine, Rail Position: True

Section					600m	400m	200m				Last 600m
Field Times					0:36.58 (0:12.16)	0:24.42 (0:12.29)	0:12.13 (0:12.13)				0:36.58
Rank	TAB	Horse/Jockey	Barrier	Top Speed [km/h]	Fastest Section	Margin			Distance Travelled [m]		
1	8	<b>HELLUVA SOIREE</b> Micheal Hellyer	5	63.4 600m	0:08.60 Overall	0:35.82 [6] (0:12.09)	0:23.73 [7] (0:11.81)	0:11.92 [5] (0:11.92)	1:57.91		0:35.82
2	11	<b>NO DOUBLE DIPPING</b> Brooke Ainsworth	3	62.3 1800m	0:08.49 Overall	0:36.30 [3] (0:12.09)	0:24.21 [4] (0:11.96)	0:12.25 [1] (0:12.25)	0.5L		0:36.30 -2
3	1	<b>NITROGEN</b> Kirk Matheson	1	62.1 1000m	0:08.70 Overall	0:36.08 [5] (0:11.88)	0:24.20 [5] (0:11.94)	0:12.26 [2] (0:12.26)	0.6L		0:36.08 -4
4	4	<b>SMOKIN MATCH</b> Michael Cahill	2	61.5 800m	0:08.38 Overall	0:36.37 [4] (0:12.06)	0:24.31 [3] (0:12.01)	0:12.30 [3] (0:12.30)	1L		0:36.37 -4
5	6	<b>SWITZERLAND SUN</b> Dan McGillivray	10	63.5 1600m	0:08.69 Overall	0:37.14 [1] (0:12.16)	0:24.98 [1] (0:12.37)	0:12.61 [4] (0:12.61)	3L		0:37.14 -3
6	9	<b>MINISTER GARRETT</b> Stephen Cummins	9	63.4 600m	0:08.67 Overall	0:36.46 [7] (0:11.94)	0:24.52 [6] (0:12.09)	0:12.43 [7] (0:12.43)	3.5L		0:36.46 +8
7	3	<b>TRAPEZE FLYER</b> Sean Cormack	7	62.3 1600m	0:08.64 Overall	0:37.13 [2] (0:12.15)	0:24.98 [2] (0:12.34)	0:12.64 [6] (0:12.64)	3.7L		0:37.13 -4
8	10	<b>MIDNIGHT SEAS</b> Rob Thorburn	4	62.6 1800m	0:08.48 Overall	0:37.12 [8] (0:12.13)	0:24.99 [8] (0:12.22)	0:12.77 [8] (0:12.77)	8.2L		0:37.12 +2

Scratched: Fine And Rare (#2), The Vocalist (#5), Jenny's Rose (#7), The Best Bad Boy (#12)

[ ] Ranking at each section and finish  
 -:-:- No data available at this section  
 NA No data available

SCN Saddle cloth number  
 DNF Did not finish  
 DNT Did not track



Horse/Jockey Name	Helluva Soiree
Final Rank	1
Fastest Section Time (Section)	0:08.60 (Overall)
Top Speed [km/h] (Section)	63.4 (600m)
Race State	Finished



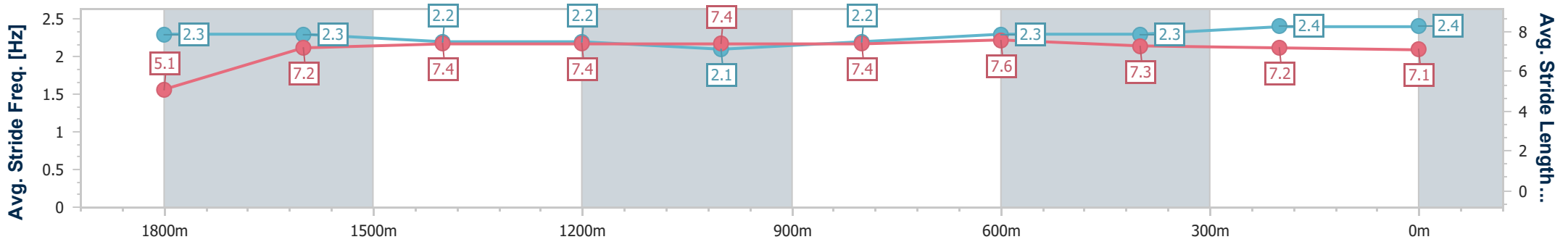
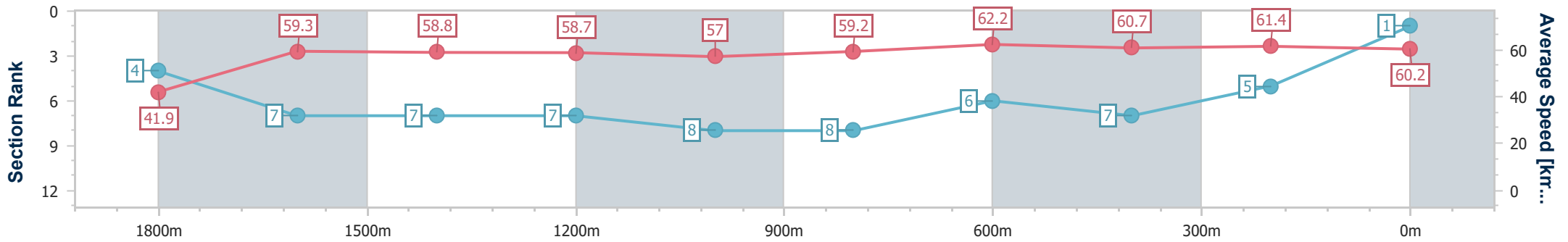
Aquis Park Gold Coast Poly QLD Professional  
 Race 1: TAB ARMA CONFERENCE Maiden Handicap - 1900m



17 August 2024 - 12:34

Track Rating: Synthetic, Weather: Fine, Rail Position: True

Section	Overall	1800m	1600m	1400m	1200m	1000m	800m	600m	400m	200m
Section Times	1:57.91 [1] (0:08.60)	1:49.31 [4] (0:12.21)	1:37.10 [7] (0:12.33)	1:24.77 [7] (0:12.42)	1:12.35 [7] (0:12.67)	0:59.68 [8] (0:12.14)	0:47.54 [8] (0:11.72)	0:35.82 [6] (0:12.09)	0:23.73 [7] (0:11.81)	0:11.92 [5] (0:11.92)
Average Speed [km/h]	41.9	59.3	58.8	58.7	57.0	59.2	62.2	60.7	61.4	60.2
Top Speed [km/h]	57.8	61.0	59.9	59.6	58.6	62.3	63.2	63.4	62.6	61.7
Avg. Dist. to Rail [m]	3.9	1.4	2.0	1.8	2.7	1.3	1.8	3.3	4.6	5.7
Avg. Stride Freq. [Hz]	2.3	2.3	2.2	2.2	2.1	2.2	2.3	2.3	2.4	2.4
Avg. Stride Length [m]	5.1	7.2	7.4	7.4	7.4	7.4	7.6	7.3	7.2	7.1



- [ ] Ranking at each section and finish
- .-.- No data available at this section
- NA No data available



Horse/Jockey Name	No Double Dipping
Final Rank	2
Fastest Section Time (Section)	0:08.49 (Overall)
Top Speed [km/h] (Section)	62.3 (1800m)
Race State	Finished



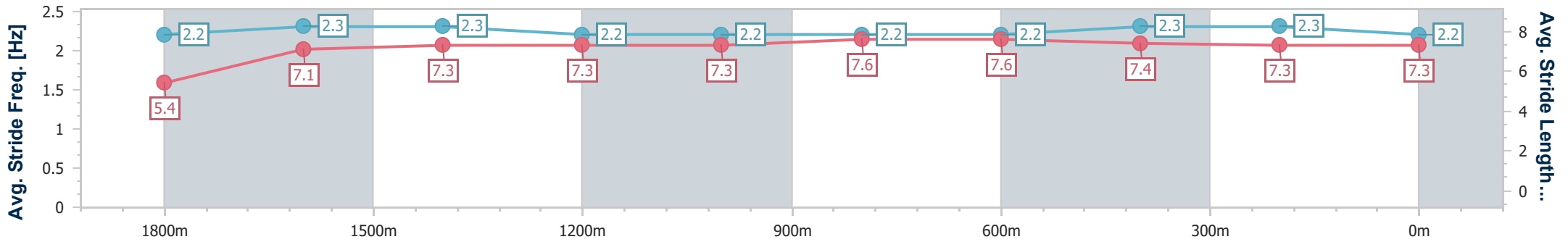
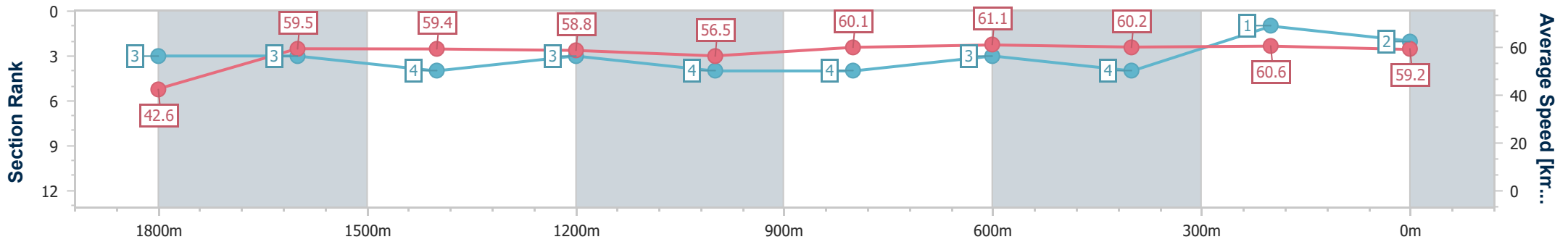
Aquis Park Gold Coast Poly QLD Professional  
Race 1: TAB ARMA CONFERENCE Maiden Handicap - 1900m



17 August 2024 - 12:34

Track Rating: Synthetic, Weather: Fine, Rail Position: True

Section	Overall	1800m	1600m	1400m	1200m	1000m	800m	600m	400m	200m
Section Times	1:58.03 [2] (0:08.49)	1:49.54 [3] (0:12.05)	1:37.49 [3] (0:12.15)	1:25.34 [4] (0:12.32)	1:13.02 [3] (0:12.74)	1:00.28 [4] (0:12.06)	0:48.22 [4] (0:11.92)	0:36.30 [3] (0:12.09)	0:24.21 [4] (0:11.96)	0:12.25 [1] (0:12.25)
Average Speed [km/h]	42.6	59.5	59.4	58.8	56.5	60.1	61.1	60.2	60.6	59.2
Top Speed [km/h]	56.7	62.3	60.4	60.5	57.7	61.5	61.7	61.3	61.5	59.9
Avg. Dist. to Rail [m]	1.6	0.3	0.6	0.9	2.1	2.4	2.3	2.0	3.4	3.8
Avg. Stride Freq. [Hz]	2.2	2.3	2.3	2.2	2.2	2.2	2.2	2.3	2.3	2.2
Avg. Stride Length [m]	5.4	7.1	7.3	7.3	7.3	7.6	7.6	7.4	7.3	7.3



- [ ] Ranking at each section and finish
- .-.- No data available at this section
- NA No data available



Horse/Jockey Name	Nitrogen
Final Rank	3
Fastest Section Time (Section)	0:08.70 (Overall)
Top Speed [km/h] (Section)	62.1 (1000m)
Race State	Finished



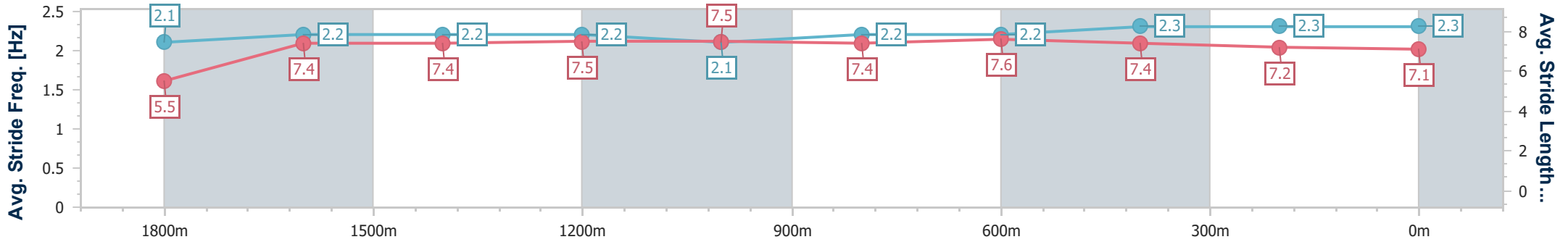
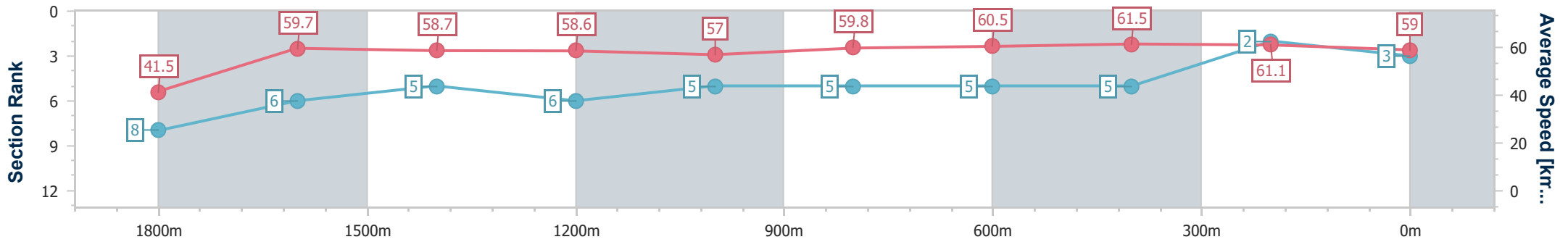
Aquis Park Gold Coast Poly QLD Professional  
Race 1: TAB ARMA CONFERENCE Maiden Handicap - 1900m



17 August 2024 - 12:34

Track Rating: Synthetic, Weather: Fine, Rail Position: True

Section	Overall	1800m	1600m	1400m	1200m	1000m	800m	600m	400m	200m
Section Times	1:58.05 [3] (0:08.70)	1:49.35 [8] (0:12.07)	1:37.28 [6] (0:12.25)	1:25.03 [5] (0:12.30)	1:12.73 [6] (0:12.63)	1:00.10 [5] (0:12.06)	0:48.04 [5] (0:11.96)	0:36.08 [5] (0:11.88)	0:24.20 [5] (0:11.94)	0:12.26 [2] (0:12.26)
Average Speed [km/h]	41.5	59.7	58.7	58.6	57.0	59.8	60.5	61.5	61.1	59.0
Top Speed [km/h]	58.3	60.8	59.7	59.6	58.0	62.1	61.8	61.9	61.7	60.7
Avg. Dist. to Rail [m]	0.5	0.2	0.3	0.6	1.7	1.2	1.1	2.4	5.0	5.1
Avg. Stride Freq. [Hz]	2.1	2.2	2.2	2.2	2.1	2.2	2.2	2.3	2.3	2.3
Avg. Stride Length [m]	5.5	7.4	7.4	7.5	7.5	7.4	7.6	7.4	7.2	7.1



- [ ] Ranking at each section and finish
- .-.- No data available at this section
- NA No data available



Horse/Jockey Name	Smokin Match
Final Rank	4
Fastest Section Time (Section)	0:08.38 (Overall)
Top Speed [km/h] (Section)	61.5 (800m)
Race State	Finished



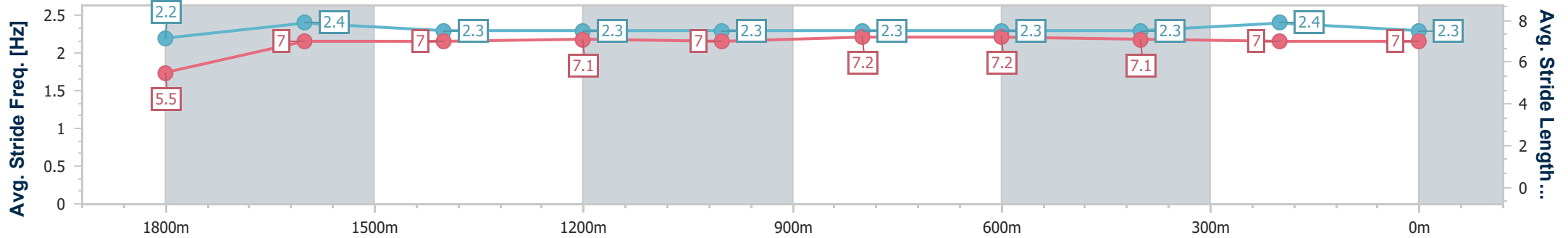
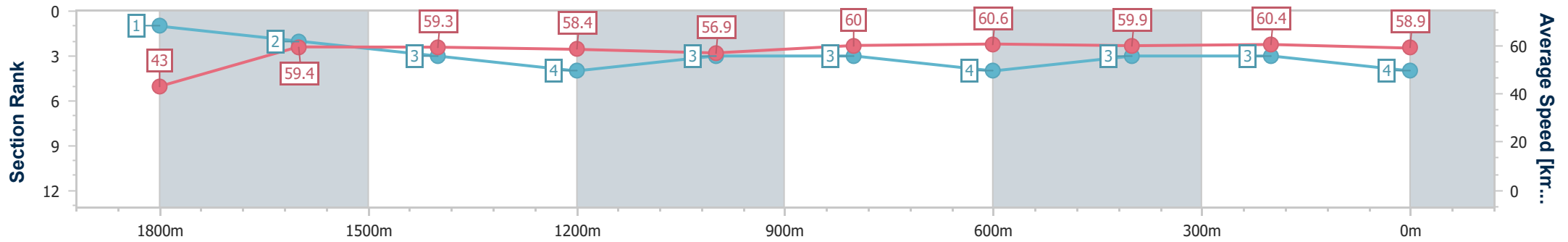
Aquis Park Gold Coast Poly QLD Professional  
Race 1: TAB ARMA CONFERENCE Maiden Handicap - 1900m



17 August 2024 - 12:34

Track Rating: Synthetic, Weather: Fine, Rail Position: True

Section	Overall	1800m	1600m	1400m	1200m	1000m	800m	600m	400m	200m
Section Times	1:58.12 [4] (0:08.38)	1:49.74 [1] (0:12.11)	1:37.63 [2] (0:12.18)	1:25.45 [3] (0:12.34)	1:13.11 [4] (0:12.65)	1:00.46 [3] (0:12.08)	0:48.38 [3] (0:12.01)	0:36.37 [4] (0:12.06)	0:24.31 [3] (0:12.01)	0:12.30 [3] (0:12.30)
Average Speed [km/h]	43.0	59.4	59.3	58.4	56.9	60.0	60.6	59.9	60.4	58.9
Top Speed [km/h]	57.8	60.6	60.4	59.8	57.9	61.0	61.5	60.9	61.0	60.3
Avg. Dist. to Rail [m]	1.5	0.2	0.6	0.7	1.5	2.0	1.9	1.0	2.2	2.0
Avg. Stride Freq. [Hz]	2.2	2.4	2.3	2.3	2.3	2.3	2.3	2.3	2.4	2.3
Avg. Stride Length [m]	5.5	7.0	7.0	7.1	7.0	7.2	7.2	7.1	7.0	7.0



- [ ] Ranking at each section and finish
- .-.- No data available at this section
- NA No data available



Horse/Jockey Name	Switzerland Sun
Final Rank	5
Fastest Section Time (Section)	0:08.69 (Overall)
Top Speed [km/h] (Section)	63.5 (1600m)
Race State	Finished



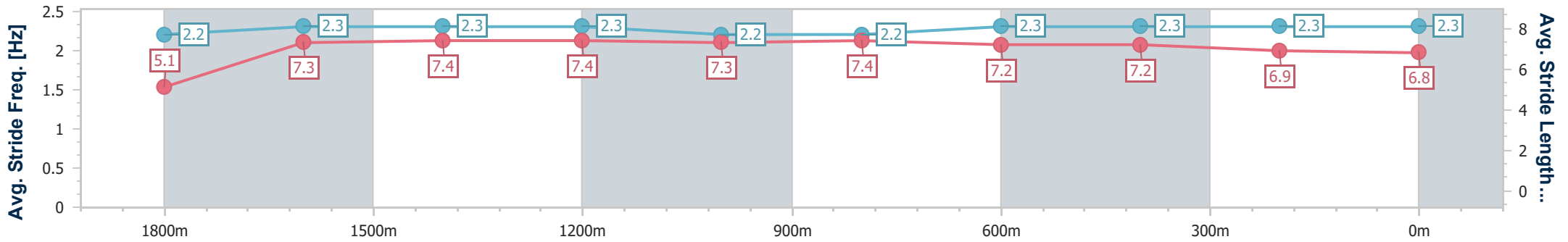
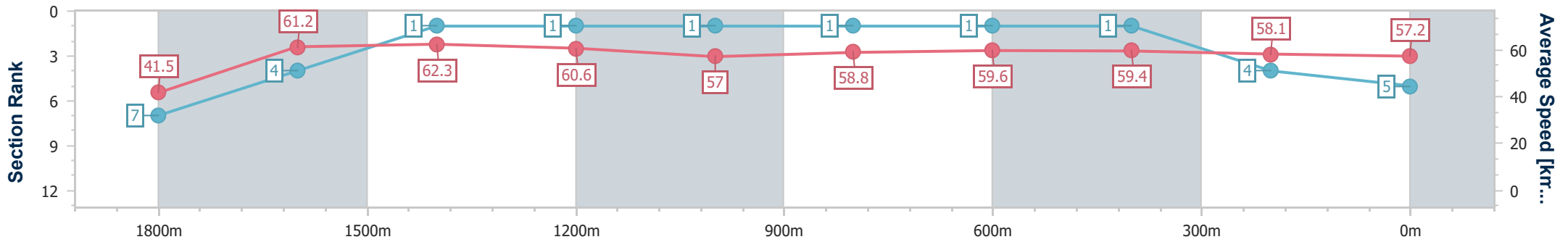
Aquis Park Gold Coast Poly QLD Professional  
Race 1: TAB ARMA CONFERENCE Maiden Handicap - 1900m



17 August 2024 - 12:34

Track Rating: Synthetic, Weather: Fine, Rail Position: True

Section	Overall	1800m	1600m	1400m	1200m	1000m	800m	600m	400m	200m
Section Times	1:58.47 [5] (0:08.69)	1:49.78 [7] (0:11.92)	1:37.86 [4] (0:11.71)	1:26.15 [1] (0:12.03)	1:14.12 [1] (0:12.64)	1:01.48 [1] (0:12.25)	0:49.23 [1] (0:12.09)	0:37.14 [1] (0:12.16)	0:24.98 [1] (0:12.37)	0:12.61 [4] (0:12.61)
Average Speed [km/h]	41.5	61.2	62.3	60.6	57.0	58.8	59.6	59.4	58.1	57.2
Top Speed [km/h]	59.0	62.8	63.5	61.5	58.1	59.5	60.0	60.2	59.2	58.8
Avg. Dist. to Rail [m]	7.0	4.7	3.6	1.5	1.4	0.8	0.5	0.3	0.5	0.3
Avg. Stride Freq. [Hz]	2.2	2.3	2.3	2.3	2.2	2.2	2.3	2.3	2.3	2.3
Avg. Stride Length [m]	5.1	7.3	7.4	7.4	7.3	7.4	7.2	7.2	6.9	6.8



- [ ] Ranking at each section and finish
- .-.- No data available at this section
- NA No data available



Horse/Jockey Name	Minister Garrett
Final Rank	6
Fastest Section Time (Section)	0:08.67 (Overall)
Top Speed [km/h] (Section)	63.4 (600m)
Race State	Finished



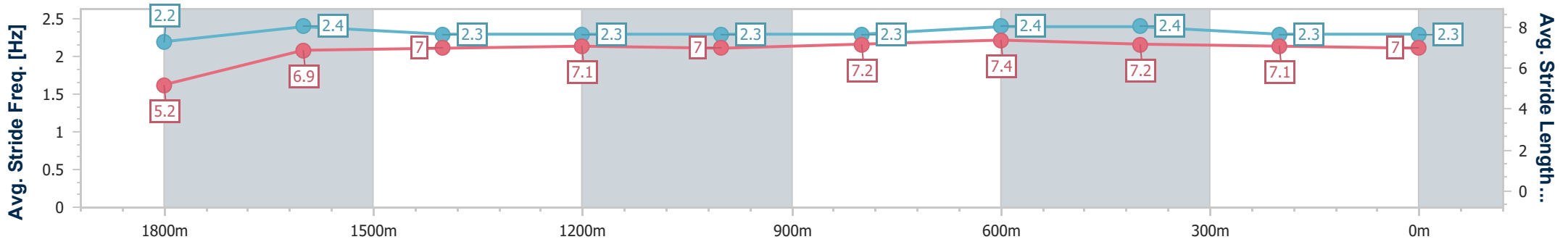
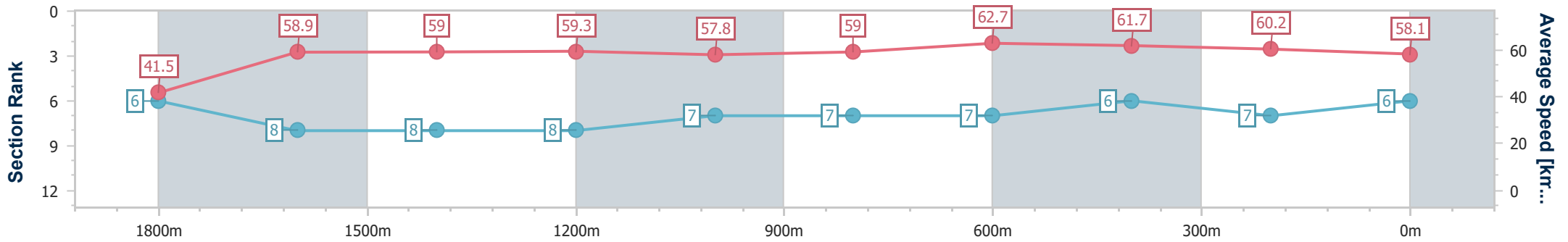
Aquis Park Gold Coast Poly QLD Professional  
Race 1: TAB ARMA CONFERENCE Maiden Handicap - 1900m



17 August 2024 - 12:34

Track Rating: Synthetic, Weather: Fine, Rail Position: True

Section	Overall	1800m	1600m	1400m	1200m	1000m	800m	600m	400m	200m
Section Times	1:58.60 [6] (0:08.67)	1:49.93 [6] (0:12.32)	1:37.61 [8] (0:12.31)	1:25.30 [8] (0:12.33)	1:12.97 [8] (0:12.44)	1:00.53 [7] (0:12.30)	0:48.23 [7] (0:11.77)	0:36.46 [7] (0:11.94)	0:24.52 [6] (0:12.09)	0:12.43 [7] (0:12.43)
Average Speed [km/h]	41.5	58.9	59.0	59.3	57.8	59.0	62.7	61.7	60.2	58.1
Top Speed [km/h]	57.6	60.5	60.4	60.8	59.9	62.5	63.4	63.4	62.5	59.5
Avg. Dist. to Rail [m]	6.1	3.6	2.5	1.7	2.8	3.0	4.1	4.4	6.5	6.7
Avg. Stride Freq. [Hz]	2.2	2.4	2.3	2.3	2.3	2.3	2.4	2.4	2.3	2.3
Avg. Stride Length [m]	5.2	6.9	7.0	7.1	7.0	7.2	7.4	7.2	7.1	7.0



- [ ] Ranking at each section and finish
- .-.- No data available at this section
- NA No data available





Horse/Jockey Name	Trapeze Flyer
Final Rank	7
Fastest Section Time (Section)	0:08.64 (Overall)
Top Speed [km/h] (Section)	62.3 (1600m)
Race State	Finished



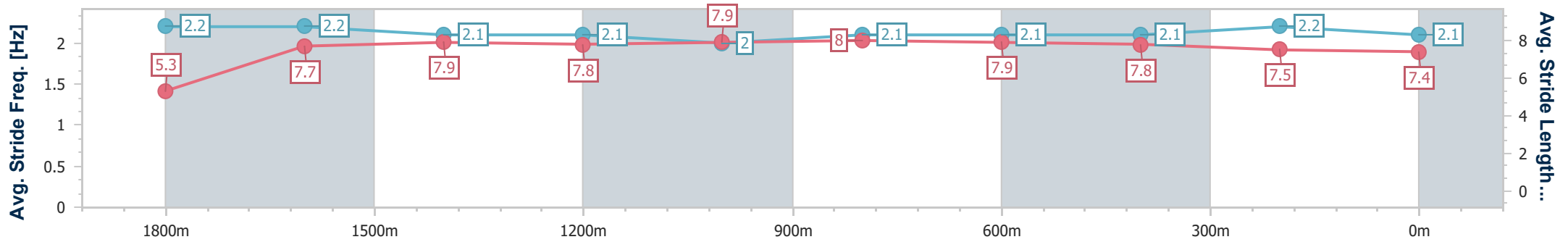
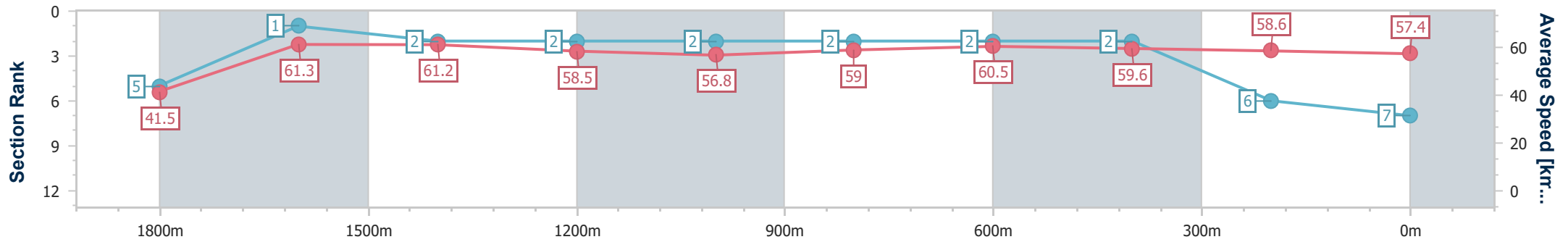
Aquis Park Gold Coast Poly QLD Professional  
Race 1: TAB ARMA CONFERENCE Maiden Handicap - 1900m



17 August 2024 - 12:34

Track Rating: Synthetic, Weather: Fine, Rail Position: True

Section	Overall	1800m	1600m	1400m	1200m	1000m	800m	600m	400m	200m
Section Times	1:58.64 [7] (0:08.64)	1:50.00 [5] (0:11.84)	1:38.16 [1] (0:11.86)	1:26.30 [2] (0:12.32)	1:13.98 [2] (0:12.67)	1:01.31 [2] (0:12.22)	0:49.09 [2] (0:11.96)	0:37.13 [2] (0:12.15)	0:24.98 [2] (0:12.34)	0:12.64 [6] (0:12.64)
Average Speed [km/h]	41.5	61.3	61.2	58.5	56.8	59.0	60.5	59.6	58.6	57.4
Top Speed [km/h]	60.4	61.9	62.3	60.2	58.6	60.2	60.9	60.9	58.9	58.1
Avg. Dist. to Rail [m]	5.4	3.2	1.7	0.5	1.4	1.5	1.2	1.2	1.5	1.9
Avg. Stride Freq. [Hz]	2.2	2.2	2.1	2.1	2.0	2.1	2.1	2.1	2.2	2.1
Avg. Stride Length [m]	5.3	7.7	7.9	7.8	7.9	8.0	7.9	7.8	7.5	7.4



- [ ] Ranking at each section and finish
- .-.- No data available at this section
- NA No data available



Horse/Jockey Name	Midnight Seas
Final Rank	8
Fastest Section Time (Section)	0:08.48 (Overall)
Top Speed [km/h] (Section)	62.6 (1800m)
Race State	Finished



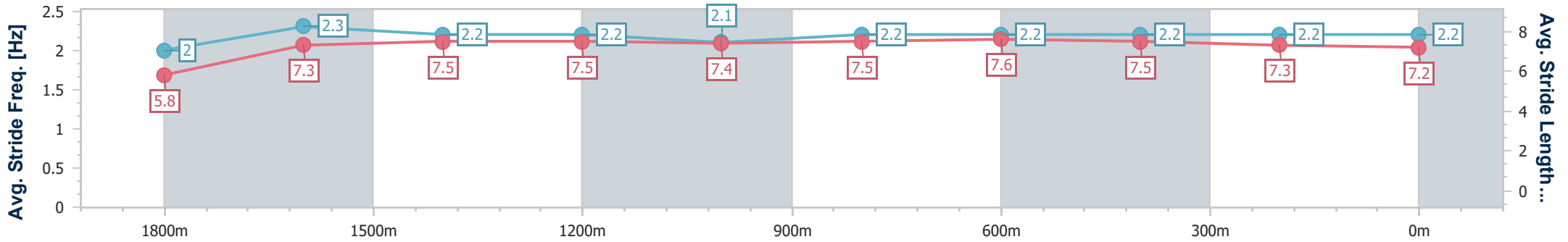
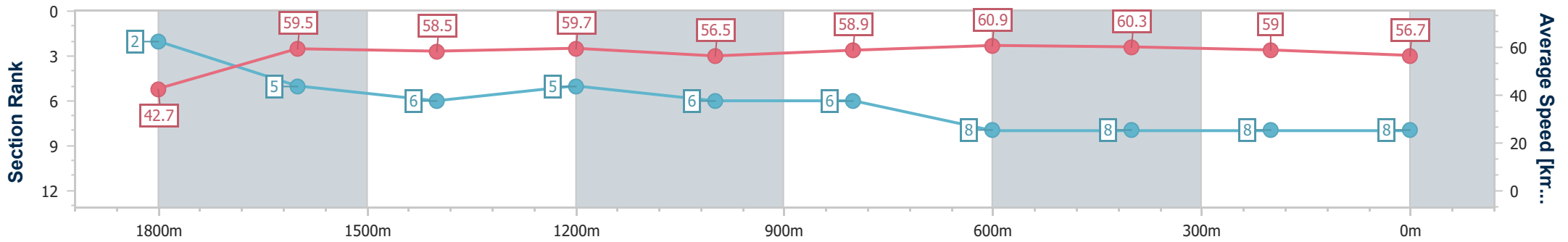
Aquis Park Gold Coast Poly QLD Professional  
Race 1: TAB ARMA CONFERENCE Maiden Handicap - 1900m



17 August 2024 - 12:34

Track Rating: Synthetic, Weather: Fine, Rail Position: True

Section	Overall	1800m	1600m	1400m	1200m	1000m	800m	600m	400m	200m
Section Times	1:59.43 [8] (0:08.48)	1:50.95 [2] (0:12.17)	1:38.78 [5] (0:12.37)	1:26.41 [6] (0:12.26)	1:14.15 [5] (0:12.73)	1:01.42 [6] (0:12.32)	0:49.10 [6] (0:11.98)	0:37.12 [8] (0:12.13)	0:24.99 [8] (0:12.22)	0:12.77 [8] (0:12.77)
Average Speed [km/h]	42.7	59.5	58.5	59.7	56.5	58.9	60.9	60.3	59.0	56.7
Top Speed [km/h]	57.1	62.6	60.4	60.5	58.6	60.9	61.6	61.4	60.1	58.4
Avg. Dist. to Rail [m]	3.3	2.2	2.5	1.5	1.5	1.9	2.8	2.6	1.5	1.5
Avg. Stride Freq. [Hz]	2.0	2.3	2.2	2.2	2.1	2.2	2.2	2.2	2.2	2.2
Avg. Stride Length [m]	5.8	7.3	7.5	7.5	7.4	7.5	7.6	7.5	7.3	7.2



- [ ] Ranking at each section and finish
- .-.- No data available at this section
- NA No data available



# Aquis Park Gold Coast Poly QLD Professional

## Race 2: POLVIN FENCING Maiden Plate - 1200m

17 August 2024 - 13:11



Track Rating: Synthetic, Weather: Fine, Rail Position: True

Section		Overall										Last 600m	
Field Times		1:10.38 (0:13.43)										0:35.16	
		1000m										0:11.81 (0:11.81)	
		800m										0:23.47 (0:11.66)	
		600m										0:11.81 (0:11.81)	
		400m										0:23.47 (0:11.66)	
		200m										0:11.81 (0:11.81)	
Rank	TAB	Horse/Jockey	Barrier	Top Speed [km/h]	Fastest Section	Overall	1000m	800m	600m	400m	200m	Margin	Distance Travelled [m]
1	6	<b>STEEL KING</b> Jace McMurray	1	68.5	0:10.65	1:10.38 [1] (0:13.53)	0:56.85 [3] (0:10.65)	0:46.20 [2] (0:11.19)	0:35.01 [3] (0:11.54)	0:23.47 [1] (0:11.66)	0:11.81 [1] (0:11.81)	1:10.38	0:35.01
2	2	<b>EXPOSITION</b> Sean Cormack	7	67.6	0:10.86	1:10.73 [2] (0:13.50)	0:57.23 [2] (0:10.86)	0:46.37 [4] (0:11.21)	0:35.16 [6] (0:11.54)	0:23.62 [5] (0:11.65)	0:11.97 [3] (0:11.97)	2L	0:35.16 +7
3	11	<b>HEADLINE LEGEND</b> Michael Cahill	6	68.4	0:10.77	1:11.04 [3] (0:13.43)	0:57.61 [1] (0:10.77)	0:46.84 [3] (0:11.16)	0:35.68 [2] (0:11.63)	0:24.05 [2] (0:11.72)	0:12.33 [2] (0:12.33)	3.8L	0:35.68 +6
4	14	<b>TANGO SPIRIT</b> Kirk Matheson	12	66.8	0:10.98	1:11.40 [4] (0:13.78)	0:57.62 [8] (0:10.98)	0:46.64 [10] (0:11.22)	0:35.42 [10] (0:11.67)	0:23.75 [10] (0:11.73)	0:12.02 [8] (0:12.02)	5.8L	0:35.42 +8
5	5	<b>SENNACHIE</b> Amy Graham	8	68.1	0:10.78	1:11.41 [5] (0:13.72)	0:57.69 [6] (0:10.78)	0:46.91 [8] (0:11.06)	0:35.85 [5] (0:11.76)	0:24.09 [6] (0:11.95)	0:12.14 [5] (0:12.14)	5.9L	0:35.85 +4
6	4	<b>SEEYA LATER GATER</b> Nozi Tomizawa	4	69.8	0:10.65	1:11.44 [6] (0:14.10)	0:57.34 [12] (0:10.65)	0:46.69 [9] (0:11.20)	0:35.49 [9] (0:11.53)	0:23.96 [8] (0:11.89)	0:12.07 [7] (0:12.07)	6L	0:35.49 +6
7	9	<b>LITERACY</b> Casey Waddell	15	68.1	0:10.86	1:11.54 [7] (0:14.07)	0:57.47 [11] (0:10.86)	0:46.61 [12] (0:11.17)	0:35.44 [11] (0:11.57)	0:23.87 [11] (0:11.80)	0:12.07 [10] (0:12.07)	6.5L	0:35.44 +7
8	10	<b>SHINTARO LASS</b> Corey Sutherland	9	70.6	0:10.52	1:11.79 [8] (0:13.55)	0:58.24 [4] (0:10.52)	0:47.72 [1] (0:11.15)	0:36.57 [1] (0:11.85)	0:24.72 [3] (0:12.12)	0:12.60 [4] (0:12.60)	7.8L	0:36.57 +3
9	1	<b>CASINO COAST</b> Danny Peisley	3	68.0	0:10.74	1:11.98 [9] (0:13.75)	0:58.23 [7] (0:10.74)	0:47.49 [7] (0:11.26)	0:36.23 [8] (0:11.73)	0:24.50 [8] (0:11.97)	0:12.53 [9] (0:12.53)	8.8L	0:36.23 -3
10	3	<b>JANNIK</b> Rob Thorburn	11	71.1	0:10.59	1:12.10 [10] (0:13.82)	0:58.28 [9] (0:10.59)	0:47.69 [6] (0:11.09)	0:36.60 [4] (0:11.59)	0:25.01 [4] (0:12.25)	0:12.76 [6] (0:12.76)	9.3L	0:36.60 +11

Scratched: Windy Wheels (#7), All I Want Is You (#15), Blind Desire (#13)

[ ] Ranking at each section and finish  
 -:-:- No data available at this section  
 NA No data available

SCN Saddle cloth number  
 DNF Did not finish  
 DNT Did not track



# Aquis Park Gold Coast Poly QLD Professional

## Race 2: POLVIN FENCING Maiden Plate - 1200m

17 August 2024 - 13:11



Track Rating: Synthetic, Weather: Fine, Rail Position: True

Section		Overall	1000m	800m	600m	400m	200m	Last 600m					
Field Times		1:10.38 (0:13.43)	0:56.95 (0:10.64)	0:46.31 (0:11.15)	0:35.16 (0:11.69)	0:23.47 (0:11.66)	0:11.81 (0:11.81)	0:35.16					
Rank	TAB Horse/Jockey	Barrier	Top Speed [km/h]	Fastest Section	Margin							Distance Travelled [m]	
11	12 SODAMCUTE Micheal Hellyer	14	68.8 1000m	0:10.75 1000m	1:12.67 [11] (0:13.62)	0:59.05 [5] (0:10.75)	0:48.30 [5] (0:11.35)	0:36.95 [7] (0:11.65)	0:25.30 [7] (0:12.19)	0:13.11 [11] (0:13.11)	12.6L	0:36.95	+11
12	8 IKNOWICANFLY Shania Willis	5	66.9 1000m	0:10.95 1000m	1:12.79 [12] (0:13.94)	0:58.85 [10] (0:10.95)	0:47.90 [11] (0:11.23)	0:36.67 [12] (0:11.64)	0:25.03 [12] (0:12.18)	0:12.85 [12] (0:12.85)	13.1L	0:36.67	-3

Scratched: Windy Wheels (#7), All I Want Is You (#15), Blind Desire (#13)

[ ] Ranking at each section and finish  
 -:-:-:- No data available at this section  
 NA No data available

SCN Saddle cloth number  
 DNF Did not finish  
 DNT Did not track



Horse/Jockey Name	Steel King
Final Rank	1
Fastest Section Time (Section)	0:10.65 (1000m)
Top Speed [km/h] (Section)	68.5 (1000m)
Race State	Finished



Aquis Park Gold Coast Poly QLD Professional

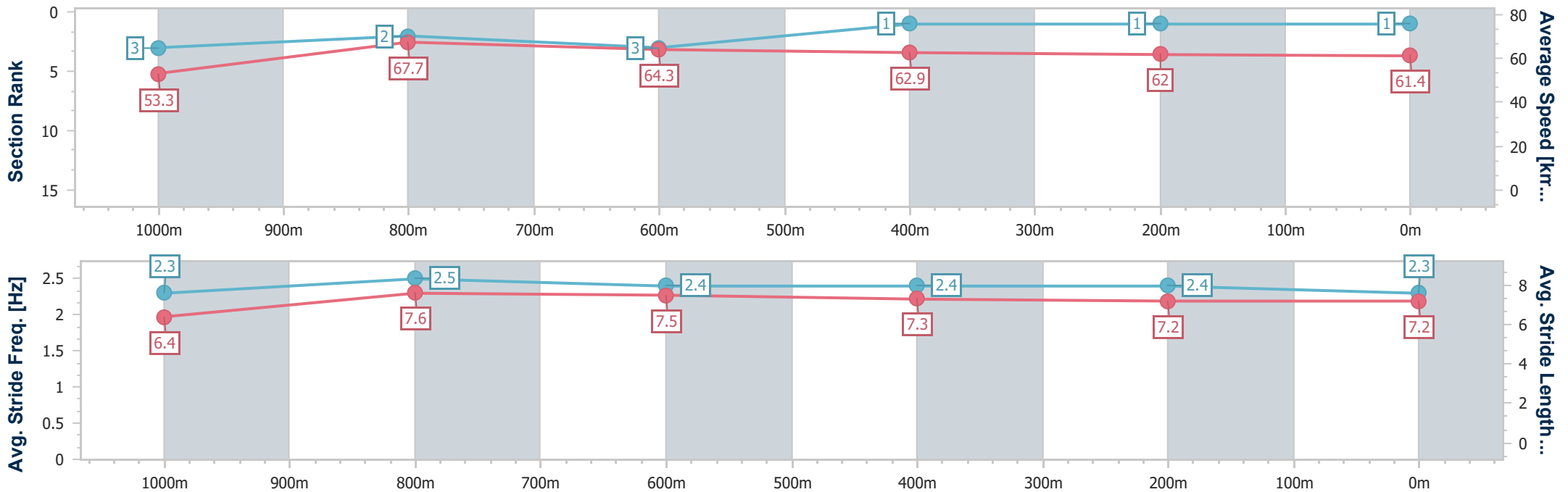
Race 2: POLVIN FENCING Maiden Plate - 1200m

17 August 2024 - 13:11

Track Rating: Synthetic, Weather: Fine, Rail Position: True



Section	Overall	1000m	800m	600m	400m	200m
Section Times	1:10.38 [1] (0:13.53)	0:56.85 [3] (0:10.65)	0:46.20 [2] (0:11.19)	0:35.01 [3] (0:11.54)	0:23.47 [1] (0:11.66)	0:11.81 [1] (0:11.81)
Average Speed [km/h]	53.3	67.7	64.3	62.9	62.0	61.4
Top Speed [km/h]	67.8	68.5	65.4	65.0	63.3	63.3
Avg. Dist. to Rail [m]	1.1	0.5	0.5	1.4	3.7	7.1
Avg. Stride Freq. [Hz]	2.3	2.5	2.4	2.4	2.4	2.3
Avg. Stride Length [m]	6.4	7.6	7.5	7.3	7.2	7.2



- [ ] Ranking at each section and finish
- .-.- No data available at this section
- NA No data available



Horse/Jockey Name	Exposition
Final Rank	2
Fastest Section Time (Section)	0:10.86 (1000m)
Top Speed [km/h] (Section)	67.6 (1000m)
Race State	Finished



Aquis Park Gold Coast Poly QLD Professional

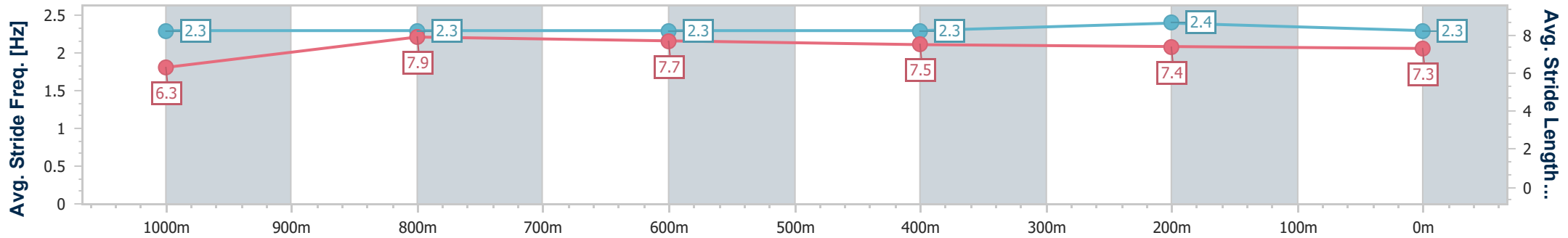
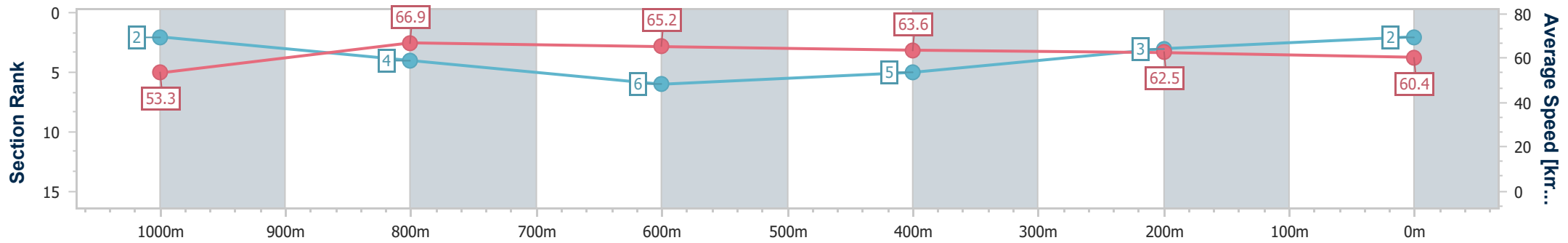
Race 2: POLVIN FENCING Maiden Plate - 1200m

17 August 2024 - 13:11

Track Rating: Synthetic, Weather: Fine, Rail Position: True



Section	Overall	1000m	800m	600m	400m	200m
Section Times	1:10.73 [2] (0:13.50)	0:57.23 [2] (0:10.86)	0:46.37 [4] (0:11.21)	0:35.16 [6] (0:11.54)	0:23.62 [5] (0:11.65)	0:11.97 [3]
Average Speed [km/h]	53.3	66.9	65.2	63.6	62.5	60.4
Top Speed [km/h]	67.2	67.6	66.3	65.5	63.2	61.8
Avg. Dist. to Rail [m]	4.9	3.2	2.7	3.5	5.4	8.9
Avg. Stride Freq. [Hz]	2.3	2.3	2.3	2.3	2.4	2.3
Avg. Stride Length [m]	6.3	7.9	7.7	7.5	7.4	7.3



- [ ] Ranking at each section and finish
- .-.- No data available at this section
- NA No data available



Horse/Jockey Name	Headline Legend
Final Rank	3
Fastest Section Time (Section)	0:10.77 (1000m)
Top Speed [km/h] (Section)	68.4 (1000m)
Race State	Finished



Aquis Park Gold Coast Poly QLD Professional

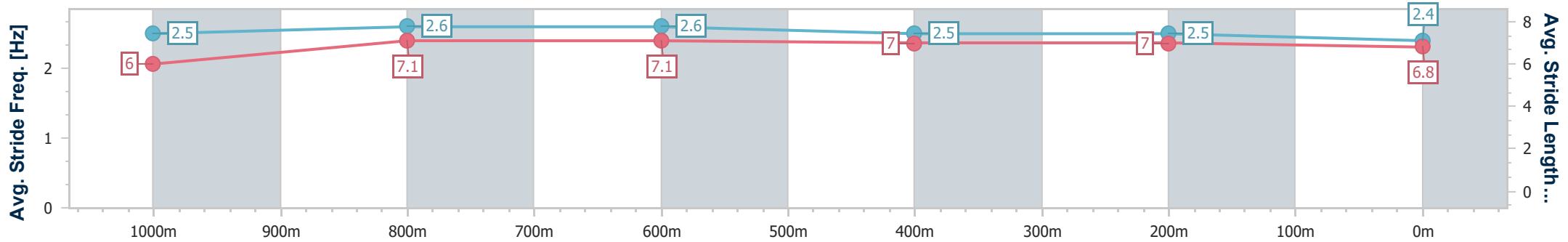
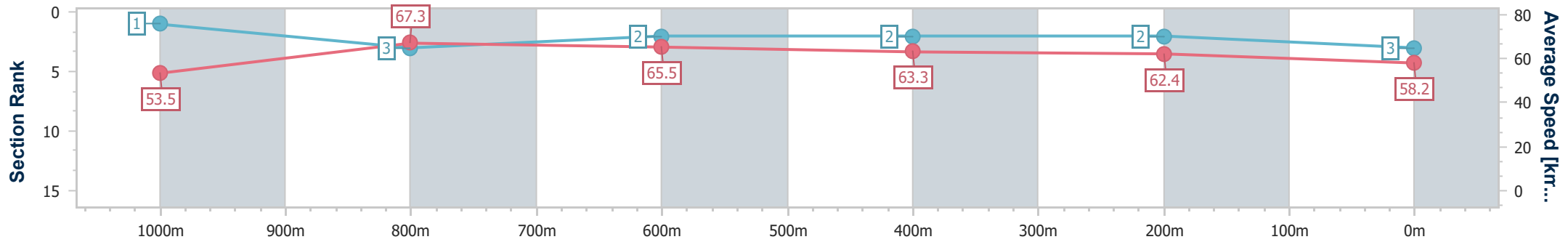
Race 2: POLVIN FENCING Maiden Plate - 1200m

17 August 2024 - 13:11

Track Rating: Synthetic, Weather: Fine, Rail Position: True



Section	Overall	1000m	800m	600m	400m	200m
Section Times	1:11.04 [3] (0:13.43)	0:57.61 [1] (0:10.77)	0:46.84 [3] (0:11.16)	0:35.68 [2] (0:11.63)	0:24.05 [2] (0:11.72)	0:12.33 [2] (0:12.33)
Average Speed [km/h]	53.5	67.3	65.5	63.3	62.4	58.2
Top Speed [km/h]	67.8	68.4	65.6	65.2	63.4	60.8
Avg. Dist. to Rail [m]	3.4	1.9	2.7	4.2	5.3	6.6
Avg. Stride Freq. [Hz]	2.5	2.6	2.6	2.5	2.5	2.4
Avg. Stride Length [m]	6.0	7.1	7.1	7.0	7.0	6.8



- [ ] Ranking at each section and finish
- .-.- No data available at this section
- NA No data available



Horse/Jockey Name	Tango Spirit
Final Rank	4
Fastest Section Time (Section)	0:10.98 (1000m)
Top Speed [km/h] (Section)	66.8 (1000m)
Race State	Finished



Aquis Park Gold Coast Poly QLD Professional

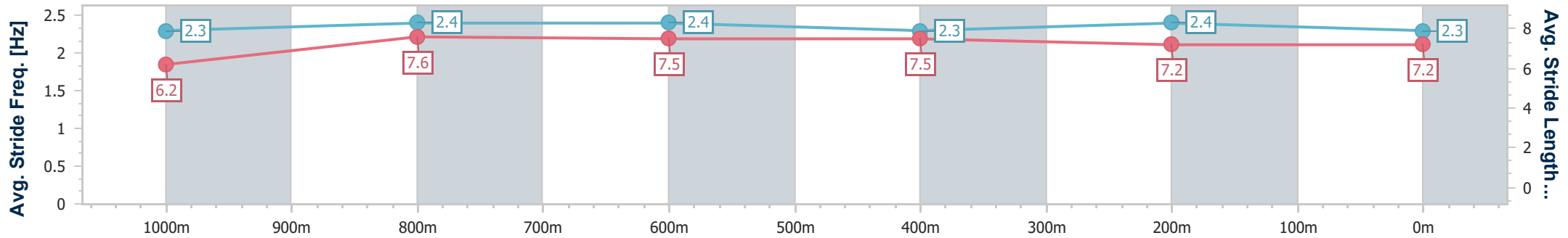
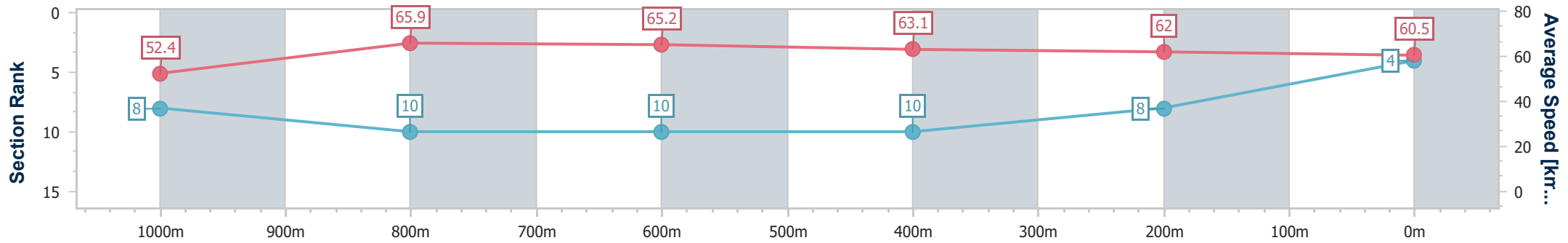
Race 2: POLVIN FENCING Maiden Plate - 1200m

17 August 2024 - 13:11

Track Rating: Synthetic, Weather: Fine, Rail Position: True



Section	Overall	1000m	800m	600m	400m	200m
Section Times	1:11.40 [4] (0:13.78)	0:57.62 [8] (0:10.98)	0:46.64 [10] (0:11.22)	0:35.42 [10] (0:11.67)	0:23.75 [10] (0:11.73)	0:12.02 [8]
Average Speed [km/h]	52.4	65.9	65.2	63.1	62.0	60.5
Top Speed [km/h]	66.7	66.8	66.1	64.8	63.1	61.8
Avg. Dist. to Rail [m]	7.1	3.5	2.7	4.2	6.3	9.0
Avg. Stride Freq. [Hz]	2.3	2.4	2.4	2.3	2.4	2.3
Avg. Stride Length [m]	6.2	7.6	7.5	7.5	7.2	7.2



- [ ] Ranking at each section and finish
- .-.- No data available at this section
- NA No data available





Horse/Jockey Name	Sennachie
Final Rank	5
Fastest Section Time (Section)	0:10.78 (1000m)
Top Speed [km/h] (Section)	68.1 (1000m)
Race State	Finished



Aquis Park Gold Coast Poly QLD Professional

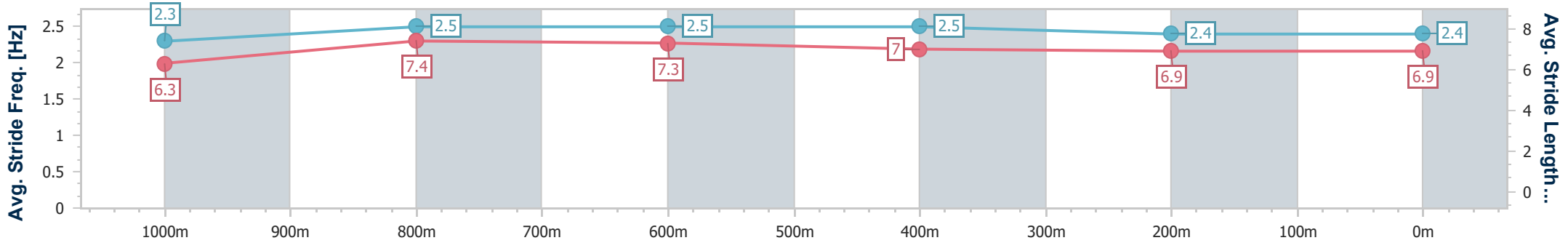
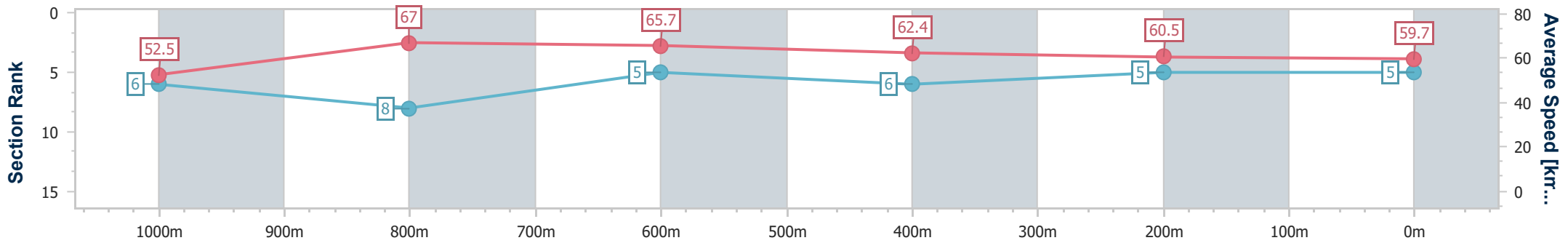
Race 2: POLVIN FENCING Maiden Plate - 1200m

17 August 2024 - 13:11

Track Rating: Synthetic, Weather: Fine, Rail Position: True



Section	Overall	1000m	800m	600m	400m	200m
Section Times	1:11.41 [5] (0:13.72)	0:57.69 [6] (0:10.78)	0:46.91 [8] (0:11.06)	0:35.85 [5] (0:11.76)	0:24.09 [6] (0:11.95)	0:12.14 [5]
Average Speed [km/h]	52.5	67.0	65.7	62.4	60.5	59.7
Top Speed [km/h]	65.6	68.1	67.1	63.0	61.5	61.7
Avg. Dist. to Rail [m]	4.5	1.8	2.0	3.8	3.2	4.2
Avg. Stride Freq. [Hz]	2.3	2.5	2.5	2.5	2.4	2.4
Avg. Stride Length [m]	6.3	7.4	7.3	7.0	6.9	6.9



- [ ] Ranking at each section and finish
- .-.-.- No data available at this section
- NA No data available



Horse/Jockey Name	Seeya Later Gater
Final Rank	6
Fastest Section Time (Section)	0:10.65 (1000m)
Top Speed [km/h] (Section)	69.8 (1000m)
Race State	Finished



Aquis Park Gold Coast Poly QLD Professional

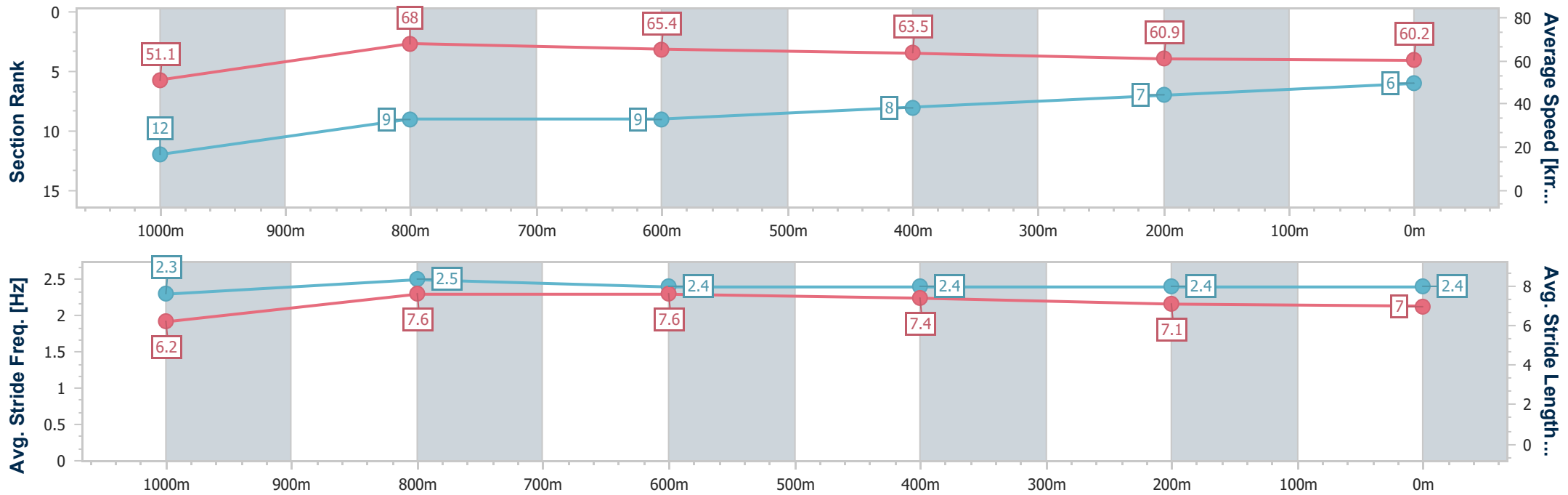
Race 2: POLVIN FENCING Maiden Plate - 1200m

17 August 2024 - 13:11

Track Rating: Synthetic, Weather: Fine, Rail Position: True



Section	Overall	1000m	800m	600m	400m	200m
Section Times	1:11.44 [6] (0:14.10)	0:57.34 [12] (0:10.65)	0:46.69 [9] (0:11.20)	0:35.49 [9] (0:11.53)	0:23.96 [8] (0:11.89)	0:12.07 [7] (0:12.07)
Average Speed [km/h]	51.1	68.0	65.4	63.5	60.9	60.2
Top Speed [km/h]	68.5	69.8	67.5	65.7	63.1	60.8
Avg. Dist. to Rail [m]	3.0	2.4	2.9	3.4	3.9	5.4
Avg. Stride Freq. [Hz]	2.3	2.5	2.4	2.4	2.4	2.4
Avg. Stride Length [m]	6.2	7.6	7.6	7.4	7.1	7.0



- [ ] Ranking at each section and finish
- .-.-.- No data available at this section
- NA No data available



Horse/Jockey Name	Literacy
Final Rank	7
Fastest Section Time (Section)	0:10.86 (1000m)
Top Speed [km/h] (Section)	68.1 (1000m)
Race State	Finished



Aquis Park Gold Coast Poly QLD Professional

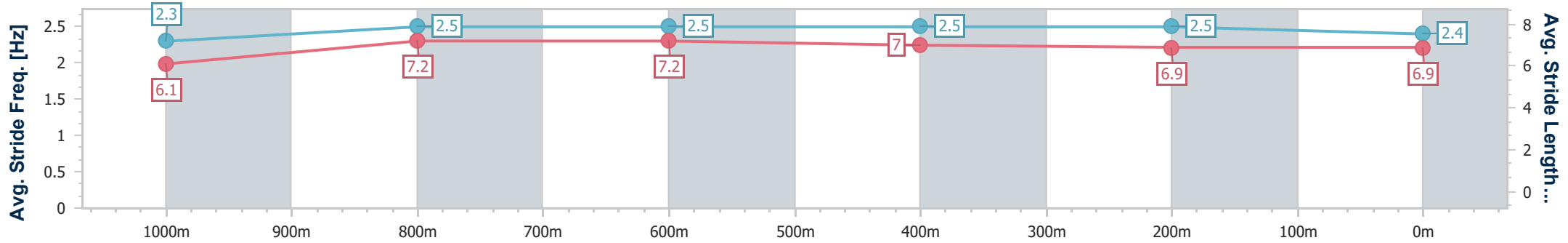
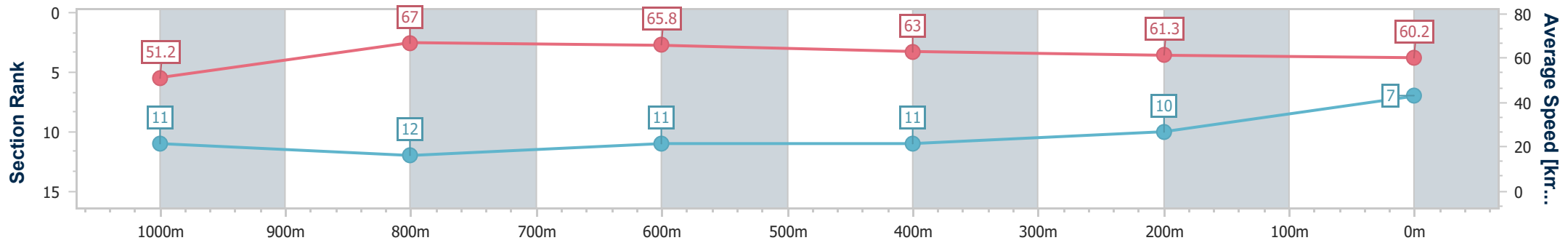
Race 2: POLVIN FENCING Maiden Plate - 1200m

17 August 2024 - 13:11

Track Rating: Synthetic, Weather: Fine, Rail Position: True



Section	Overall	1000m	800m	600m	400m	200m
Section Times	1:11.54 [7] (0:14.07)	0:57.47 [11] (0:10.86)	0:46.61 [12] (0:11.17)	0:35.44 [11] (0:11.57)	0:23.87 [11] (0:11.80)	0:12.07 [10]
Average Speed [km/h]	51.2	67.0	65.8	63.0	61.3	60.2
Top Speed [km/h]	68.0	68.1	66.1	64.7	62.2	61.4
Avg. Dist. to Rail [m]	10.1	4.3	3.5	3.1	2.0	4.0
Avg. Stride Freq. [Hz]	2.3	2.5	2.5	2.5	2.5	2.4
Avg. Stride Length [m]	6.1	7.2	7.2	7.0	6.9	6.9



- [ ] Ranking at each section and finish
- .-.- No data available at this section
- NA No data available



Horse/Jockey Name	Shintaro Lass
Final Rank	8
Fastest Section Time (Section)	0:10.52 (1000m)
Top Speed [km/h] (Section)	70.6 (1000m)
Race State	Finished



Aquis Park Gold Coast Poly QLD Professional

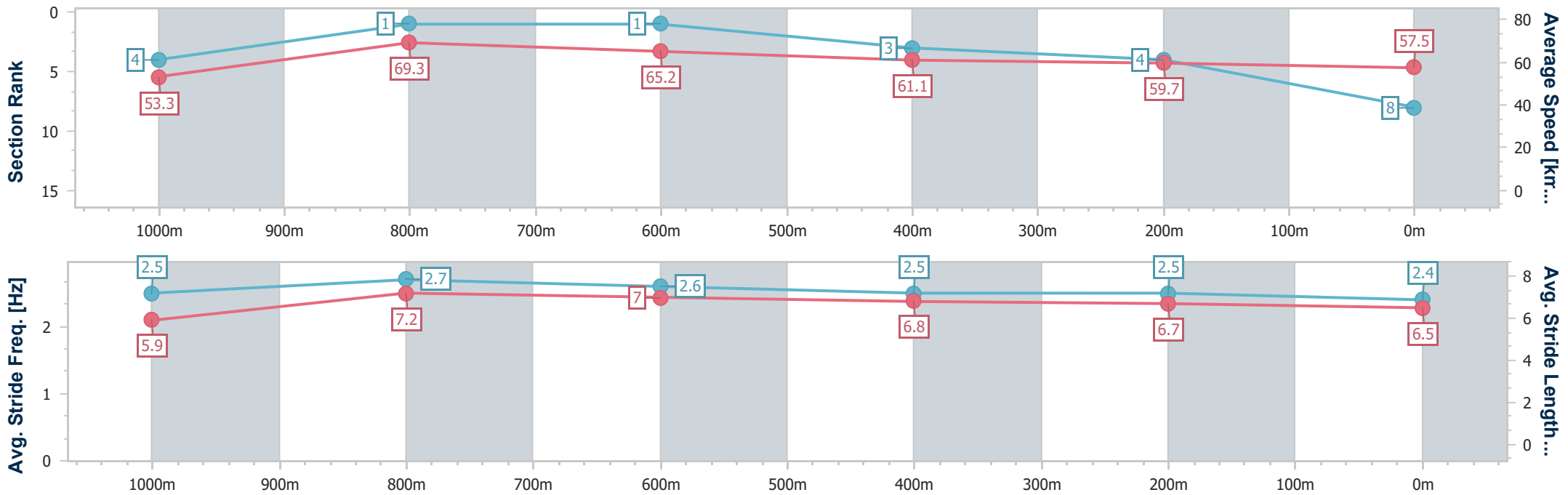
Race 2: POLVIN FENCING Maiden Plate - 1200m

17 August 2024 - 13:11

Track Rating: Synthetic, Weather: Fine, Rail Position: True



Section	Overall	1000m	800m	600m	400m	200m
Section Times	1:11.79 [8] (0:13.55)	0:58.24 [4] (0:10.52)	0:47.72 [1] (0:11.15)	0:36.57 [1] (0:11.85)	0:24.72 [3] (0:12.12)	0:12.60 [4] (0:12.60)
Average Speed [km/h]	53.3	69.3	65.2	61.1	59.7	57.5
Top Speed [km/h]	69.7	70.6	67.1	63.2	60.3	58.4
Avg. Dist. to Rail [m]	7.6	5.7	1.5	1.1	1.8	2.9
Avg. Stride Freq. [Hz]	2.5	2.7	2.6	2.5	2.5	2.4
Avg. Stride Length [m]	5.9	7.2	7.0	6.8	6.7	6.5



- [ ] Ranking at each section and finish
- .-.- No data available at this section
- NA No data available



Horse/Jockey Name	Casino Coast
Final Rank	9
Fastest Section Time (Section)	0:10.74 (1000m)
Top Speed [km/h] (Section)	68.0 (1000m)
Race State	Finished



Aquis Park Gold Coast Poly QLD Professional

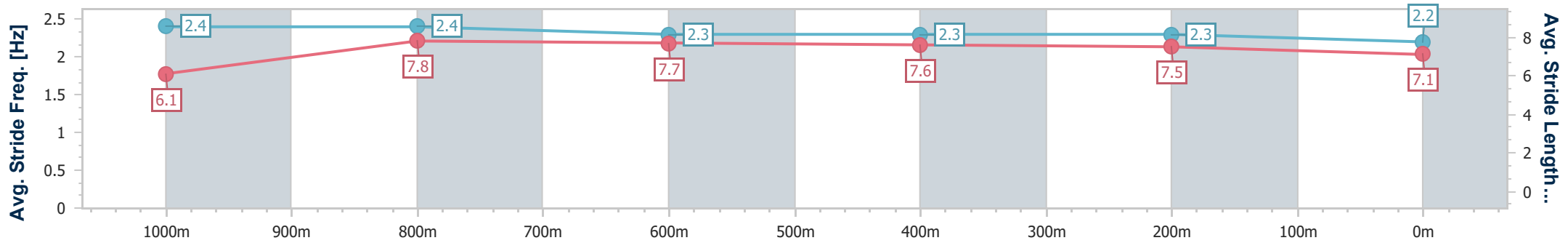
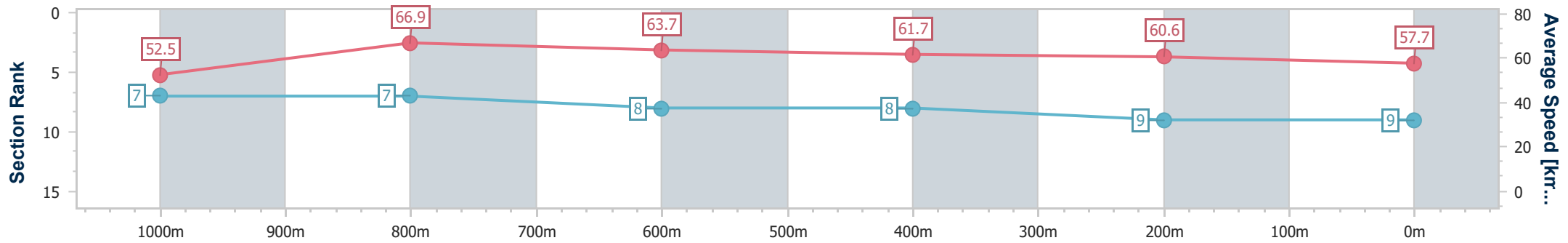
Race 2: POLVIN FENCING Maiden Plate - 1200m

17 August 2024 - 13:11

Track Rating: Synthetic, Weather: Fine, Rail Position: True



Section	Overall	1000m	800m	600m	400m	200m
Section Times	1:11.98 [9] (0:13.75)	0:58.23 [7] (0:10.74)	0:47.49 [7] (0:11.26)	0:36.23 [8] (0:11.73)	0:24.50 [8] (0:11.97)	0:12.53 [9] (0:12.53)
Average Speed [km/h]	52.5	66.9	63.7	61.7	60.6	57.7
Top Speed [km/h]	65.9	68.0	65.4	63.9	61.4	60.3
Avg. Dist. to Rail [m]	1.8	0.7	0.8	1.1	2.1	1.6
Avg. Stride Freq. [Hz]	2.4	2.4	2.3	2.3	2.3	2.2
Avg. Stride Length [m]	6.1	7.8	7.7	7.6	7.5	7.1



- [ ] Ranking at each section and finish
- .-.- No data available at this section
- NA No data available



Horse/Jockey Name	Jannik
Final Rank	10
Fastest Section Time (Section)	0:10.59 (1000m)
Top Speed [km/h] (Section)	71.1 (1000m)
Race State	Finished



Aquis Park Gold Coast Poly QLD Professional

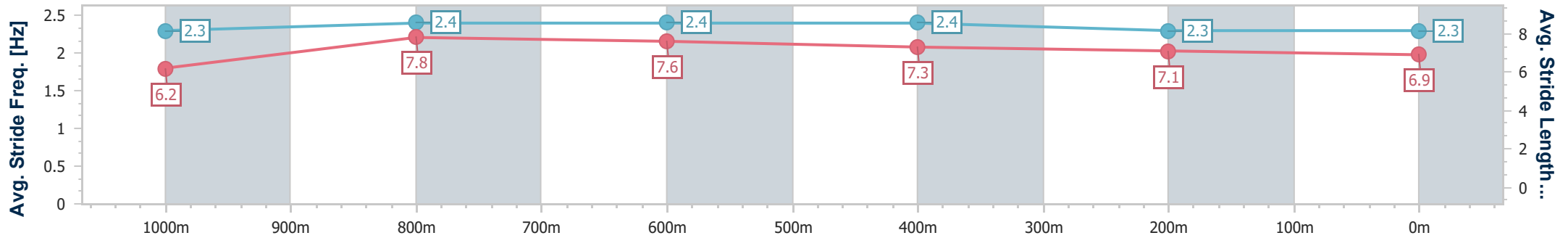
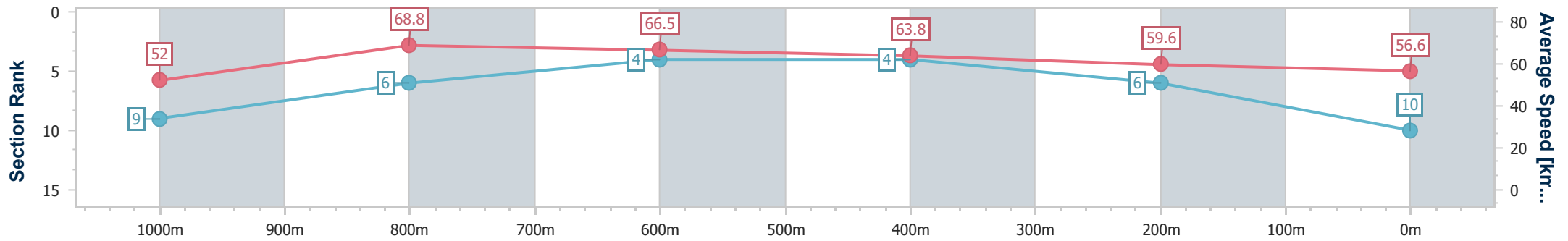
Race 2: POLVIN FENCING Maiden Plate - 1200m

17 August 2024 - 13:11

Track Rating: Synthetic, Weather: Fine, Rail Position: True



Section	Overall	1000m	800m	600m	400m	200m
Section Times	1:12.10 [10] (0:13.82)	0:58.28 [9] (0:10.59)	0:47.69 [6] (0:11.09)	0:36.60 [4] (0:11.59)	0:25.01 [4] (0:12.25)	0:12.76 [6]
Average Speed [km/h]	52.0	68.8	66.5	63.8	59.6	56.6
Top Speed [km/h]	69.7	71.1	67.7	65.9	61.3	58.8
Avg. Dist. to Rail [m]	8.1	3.9	4.4	5.2	6.5	7.9
Avg. Stride Freq. [Hz]	2.3	2.4	2.4	2.4	2.3	2.3
Avg. Stride Length [m]	6.2	7.8	7.6	7.3	7.1	6.9



- [ ] Ranking at each section and finish
- .-.- No data available at this section
- NA No data available



Horse/Jockey Name	Sodamcute
Final Rank	11
Fastest Section Time (Section)	0:10.75 (1000m)
Top Speed [km/h] (Section)	68.8 (1000m)
Race State	Finished



Aquis Park Gold Coast Poly QLD Professional

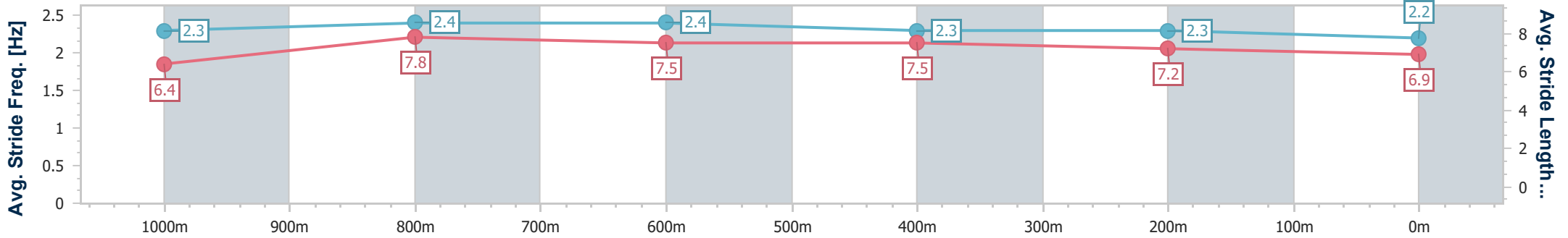
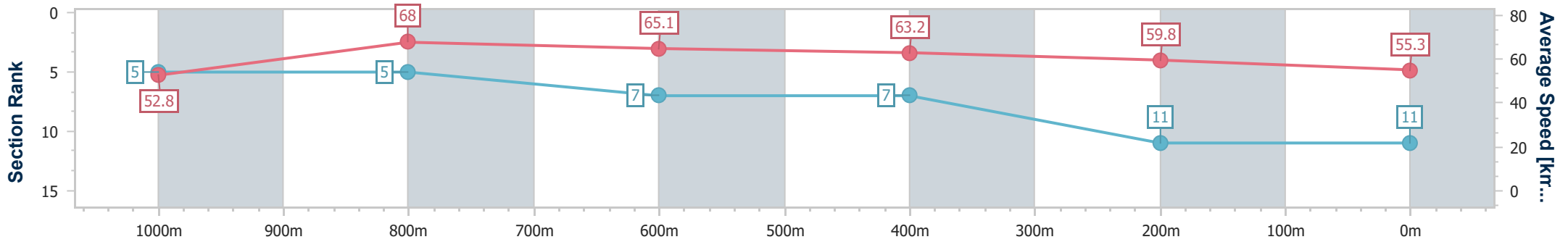
Race 2: POLVIN FENCING Maiden Plate - 1200m

17 August 2024 - 13:11

Track Rating: Synthetic, Weather: Fine, Rail Position: True



Section	Overall	1000m	800m	600m	400m	200m
Section Times	1:12.67 [11] (0:13.62)	0:59.05 [5] (0:10.75)	0:48.30 [5] (0:11.35)	0:36.95 [7] (0:11.65)	0:25.30 [7] (0:12.19)	0:13.11 [11] (0:13.11)
Average Speed [km/h]	52.8	68.0	65.1	63.2	59.8	55.3
Top Speed [km/h]	67.4	68.8	66.9	65.6	61.1	57.6
Avg. Dist. to Rail [m]	9.7	5.3	4.7	4.4	5.8	9.0
Avg. Stride Freq. [Hz]	2.3	2.4	2.4	2.3	2.3	2.2
Avg. Stride Length [m]	6.4	7.8	7.5	7.5	7.2	6.9



- [ ] Ranking at each section and finish
- .-.- No data available at this section
- NA No data available



Horse/Jockey Name	lknowicanfly
Final Rank	12
Fastest Section Time (Section)	0:10.95 (1000m)
Top Speed [km/h] (Section)	66.9 (1000m)
Race State	Finished



Aquis Park Gold Coast Poly QLD Professional

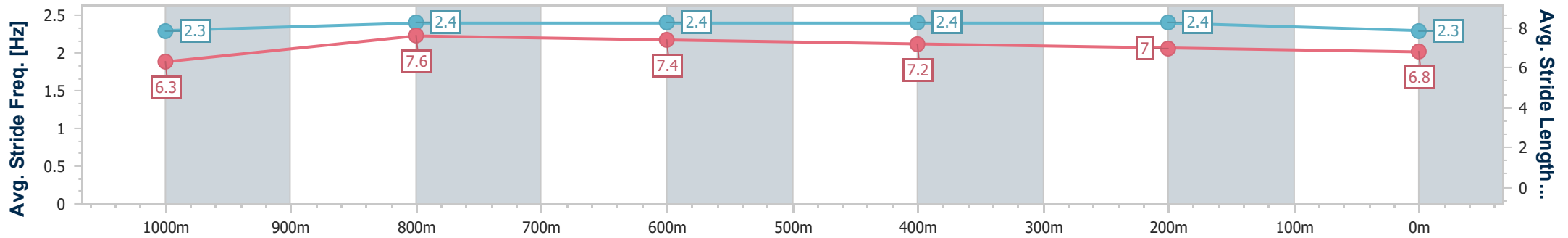
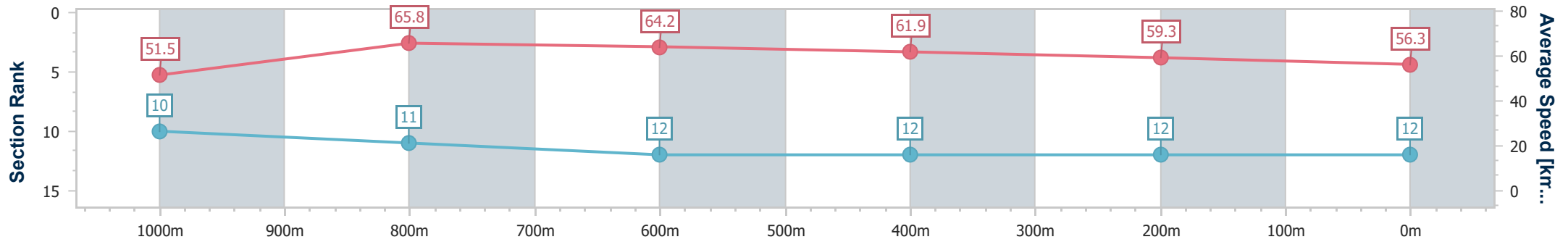
Race 2: POLVIN FENCING Maiden Plate - 1200m

17 August 2024 - 13:11

Track Rating: Synthetic, Weather: Fine, Rail Position: True



Section	Overall	1000m	800m	600m	400m	200m
Section Times	1:12.79 [12] (0:13.94)	0:58.85 [10] (0:10.95)	0:47.90 [11] (0:11.23)	0:36.67 [12] (0:11.64)	0:25.03 [12] (0:12.18)	0:12.85 [12] (0:12.85)
Average Speed [km/h]	51.5	65.8	64.2	61.9	59.3	56.3
Top Speed [km/h]	66.3	66.9	65.8	64.9	60.8	58.3
Avg. Dist. to Rail [m]	3.5	0.6	0.3	0.5	0.3	0.3
Avg. Stride Freq. [Hz]	2.3	2.4	2.4	2.4	2.4	2.3
Avg. Stride Length [m]	6.3	7.6	7.4	7.2	7.0	6.8



- [ ] Ranking at each section and finish
- .-.- No data available at this section
- NA No data available





# Aquis Park Gold Coast Poly QLD Professional

## Race 3: TORO AUSTRALIA BENCHMARK 58 Handicap - 1050m

17 August 2024 - 13:46



Track Rating: Synthetic, Weather: Fine, Rail Position: True

Section		Field Times										Last 600m					
		Overall	1000m	800m	600m	400m	200m						0:34.71				
		1:00.99 (0:04.87)	0:56.12 (0:10.79)	0:45.33 (0:10.62)	0:34.71 (0:11.20)	0:23.51 (0:11.76)	0:11.75 (0:11.75)										
Rank	TAB	Horse/Jockey	Barrier	Top Speed [km/h]	Fastest Section											Margin	Distance Travelled [m]
1	7	REMLAPS ANGEL Tiffani Brooker	5	70.4 800m	0:05.10 Overall	1:00.99 [1] (0:05.10)	0:55.89 [4] (0:10.95)	0:44.94 [5] (0:10.57)	0:34.37 [4] (0:11.09)	0:23.28 [3] (0:11.57)	0:11.71 [2] (0:11.71)	1:00.99	0:34.37				
2	8	MOUNT DOVE Danny Peisley	7	69.5 800m	0:05.24 Overall	1:01.52 [2] (0:05.24)	0:56.28 [8] (0:11.18)	0:45.10 [7] (0:10.81)	0:34.29 [7] (0:10.89)	0:23.40 [6] (0:11.39)	0:12.01 [4] (0:12.01)	3L	0:34.29	+1			
3	9	MARLEEDOONE Michael Cahill	2	69.6 800m	0:05.11 Overall	1:01.56 [3] (0:05.11)	0:56.45 [5] (0:11.47)	0:44.98 [8] (0:10.88)	0:34.10 [8] (0:11.01)	0:23.09 [8] (0:11.25)	0:11.84 [8] (0:11.84)	3.2L	0:34.10	+7			
4	4	CRYMENOTEARS Sean Cormack	4	68.4 800m	0:05.11 Overall	1:01.58 [4] (0:05.11)	0:56.47 [6] (0:11.09)	0:45.38 [6] (0:10.90)	0:34.48 [6] (0:11.11)	0:23.37 [7] (0:11.47)	0:11.90 [6] (0:11.90)	3.3L	0:34.48	+3			
5	1	COSMIC SERENADE Corey Sutherland	3	69.9 1000m	0:04.87 Overall	1:01.77 [5] (0:04.87)	0:56.90 [1] (0:10.79)	0:46.11 [1] (0:10.62)	0:35.49 [1] (0:11.20)	0:24.29 [1] (0:11.76)	0:12.53 [1] (0:12.53)	4.3L	0:35.49	+0			
6	2	COUNT NICHOLAS Jace McMurray	10	70.8 1000m	0:05.17 Overall	1:01.84 [6] (0:05.17)	0:56.67 [7] (0:10.80)	0:45.87 [3] (0:10.63)	0:35.24 [3] (0:11.14)	0:24.10 [4] (0:11.79)	0:12.31 [5] (0:12.31)	4.7L	0:35.24	+5			
7	10	CAPTAIN ARTIE Girish Goomany	6	69.0 600m	0:05.43 Overall	1:02.28 [7] (0:05.43)	0:56.85 [9] (0:11.17)	0:45.68 [9] (0:11.01)	0:34.67 [9] (0:11.03)	0:23.64 [9] (0:11.38)	0:12.26 [9] (0:12.26)	7.2L	0:34.67	+3			
8	5	FAST FUSION Amy Graham	8	70.7 800m	0:04.92 Overall	1:02.46 [8] (0:04.92)	0:57.54 [2] (0:10.81)	0:46.73 [2] (0:10.65)	0:36.08 [2] (0:11.11)	0:24.97 [2] (0:11.96)	0:13.01 [3] (0:13.01)	8.2L	0:36.08	+3			
9	6	VIKING VALOUR Shania Willis	9	70.2 1000m	0:05.07 Overall	1:02.53 [9] (0:05.07)	0:57.46 [3] (0:10.97)	0:46.49 [4] (0:10.64)	0:35.85 [5] (0:11.10)	0:24.75 [5] (0:11.91)	0:12.84 [7] (0:12.84)	8.5L	0:35.85	+2			

Scratched: Mehajir (#3)

[ ] Ranking at each section and finish  
 -:-:- No data available at this section  
 NA No data available

SCN Saddle cloth number  
 DNF Did not finish  
 DNT Did not track



Horse/Jockey Name	Remlaps Angel
Final Rank	1
Fastest Section Time (Section)	0:05.10 (Overall)
Top Speed [km/h] (Section)	70.4 (800m)
Race State	Finished



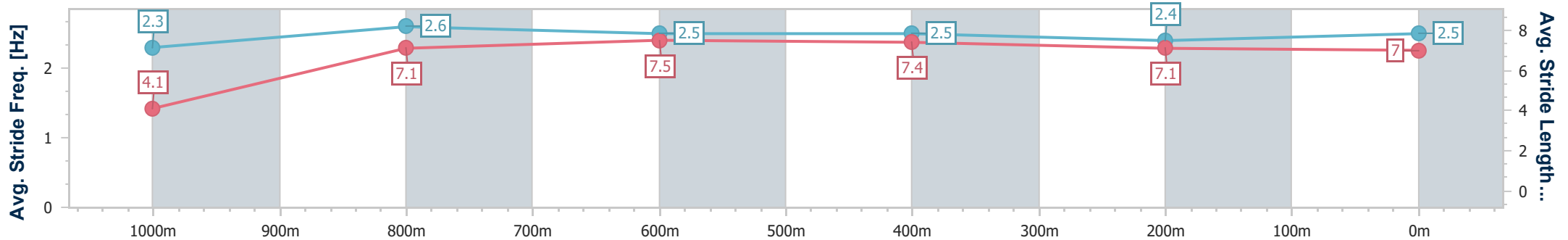
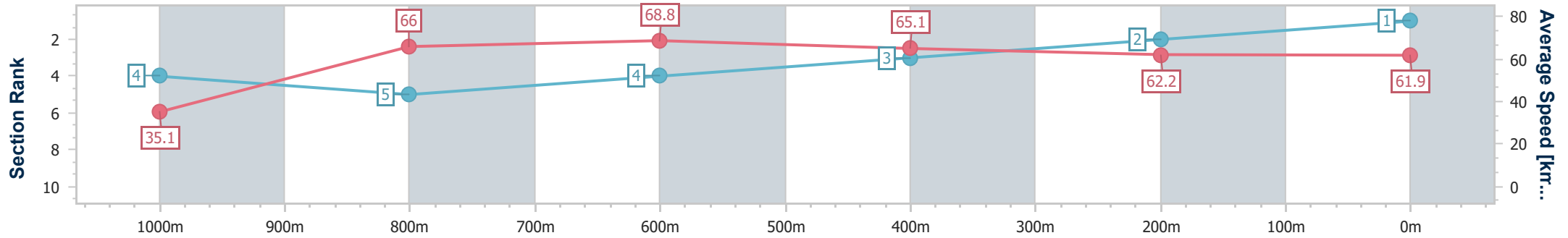
Aquis Park Gold Coast Poly QLD Professional  
Race 3: TORO AUSTRALIA BENCHMARK 58 Handicap - 1050m



17 August 2024 - 13:46

Track Rating: Synthetic, Weather: Fine, Rail Position: True

Section	Overall	1000m	800m	600m	400m	200m
Section Times	1:00.99 [1] (0:05.10)	0:55.89 [4] (0:10.95)	0:44.94 [5] (0:10.57)	0:34.37 [4] (0:11.09)	0:23.28 [3] (0:11.57)	0:11.71 [2] (0:11.71)
Average Speed [km/h]	35.1	66.0	68.8	65.1	62.2	61.9
Top Speed [km/h]	57.7	70.0	70.4	69.1	63.1	63.5
Avg. Dist. to Rail [m]	4.6	2.4	1.2	0.7	1.8	3.4
Avg. Stride Freq. [Hz]	2.3	2.6	2.5	2.5	2.4	2.5
Avg. Stride Length [m]	4.1	7.1	7.5	7.4	7.1	7.0



- [ ] Ranking at each section and finish
- .-.- No data available at this section
- NA No data available



Horse/Jockey Name	Mount Dove
Final Rank	2
Fastest Section Time (Section)	0:05.24 (Overall)
Top Speed [km/h] (Section)	69.5 (800m)
Race State	Finished



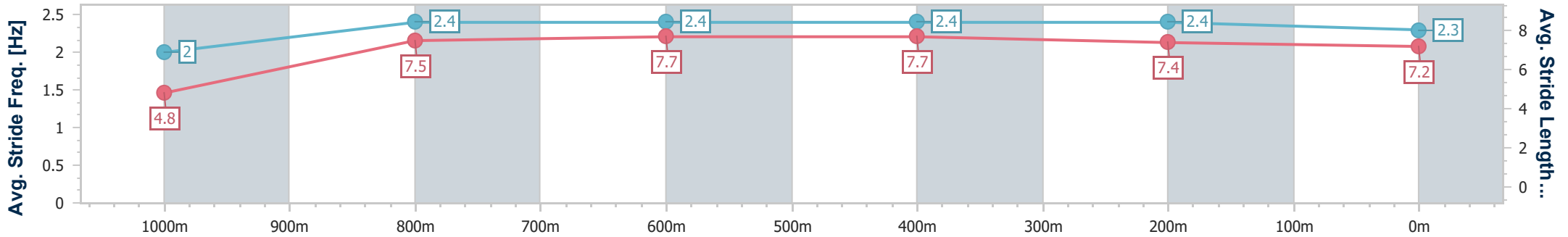
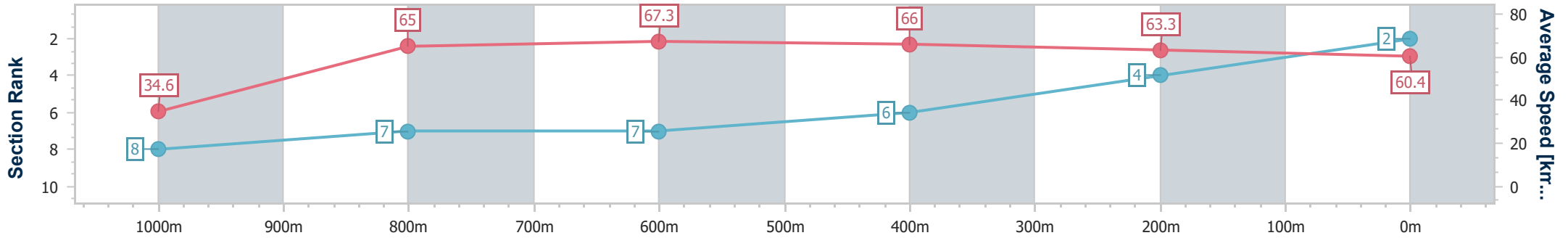
Aquis Park Gold Coast Poly QLD Professional  
Race 3: TORO AUSTRALIA BENCHMARK 58 Handicap - 1050m



17 August 2024 - 13:46

Track Rating: Synthetic, Weather: Fine, Rail Position: True

Section	Overall	1000m	800m	600m	400m	200m
Section Times	1:01.52 [2] (0:05.24)	0:56.28 [8] (0:11.18)	0:45.10 [7] (0:10.81)	0:34.29 [7] (0:10.89)	0:23.40 [6] (0:11.39)	0:12.01 [4]
Average Speed [km/h]	34.6	65.0	67.3	66.0	63.3	60.4
Top Speed [km/h]	56.3	68.9	69.5	69.0	65.3	61.9
Avg. Dist. to Rail [m]	5.8	3.4	1.9	0.6	2.3	5.2
Avg. Stride Freq. [Hz]	2.0	2.4	2.4	2.4	2.4	2.3
Avg. Stride Length [m]	4.8	7.5	7.7	7.7	7.4	7.2



- [ ] Ranking at each section and finish
- .-.- No data available at this section
- NA No data available



Horse/Jockey Name	Marleedoone
Final Rank	3
Fastest Section Time (Section)	0:05.11 (Overall)
Top Speed [km/h] (Section)	69.6 (800m)
Race State	Finished



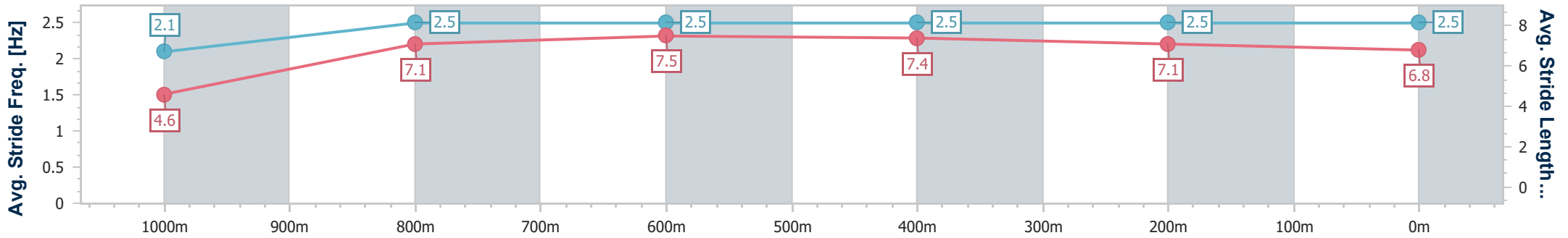
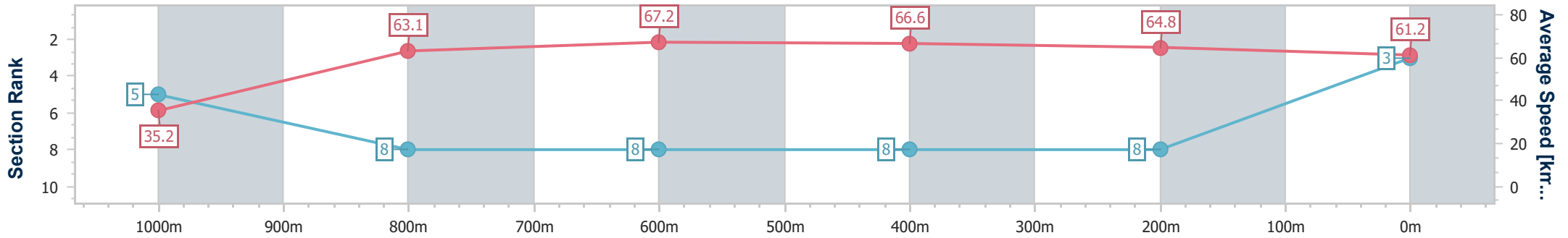
Aquis Park Gold Coast Poly QLD Professional  
Race 3: TORO AUSTRALIA BENCHMARK 58 Handicap - 1050m



17 August 2024 - 13:46

Track Rating: Synthetic, Weather: Fine, Rail Position: True

Section	Overall	1000m	800m	600m	400m	200m
Section Times	1:01.56 [3] (0:05.11)	0:56.45 [5] (0:11.47)	0:44.98 [8] (0:10.88)	0:34.10 [8] (0:11.01)	0:23.09 [8] (0:11.25)	0:11.84 [8] (0:11.84)
Average Speed [km/h]	35.2	63.1	67.2	66.6	64.8	61.2
Top Speed [km/h]	55.2	65.2	69.6	68.8	65.6	63.0
Avg. Dist. to Rail [m]	1.6	1.3	3.0	4.3	6.7	9.6
Avg. Stride Freq. [Hz]	2.1	2.5	2.5	2.5	2.5	2.5
Avg. Stride Length [m]	4.6	7.1	7.5	7.4	7.1	6.8



- [ ] Ranking at each section and finish
- .-.- No data available at this section
- NA No data available



Horse/Jockey Name	Crymenotears
Final Rank	4
Fastest Section Time (Section)	0:05.11 (Overall)
Top Speed [km/h] (Section)	68.4 (800m)
Race State	Finished



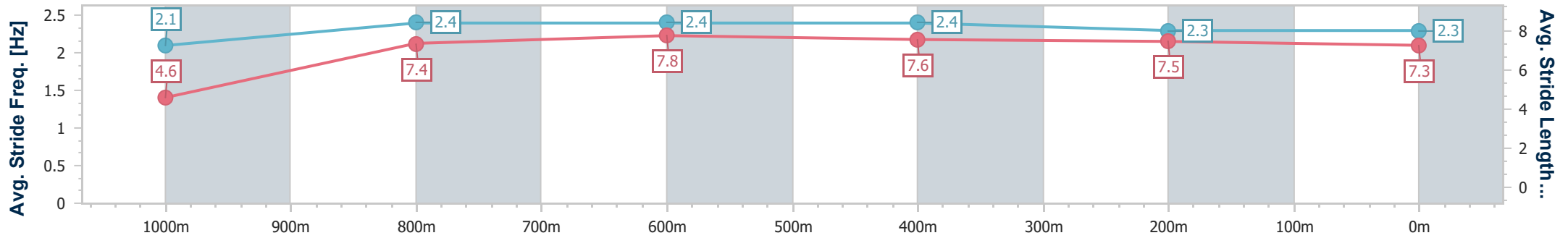
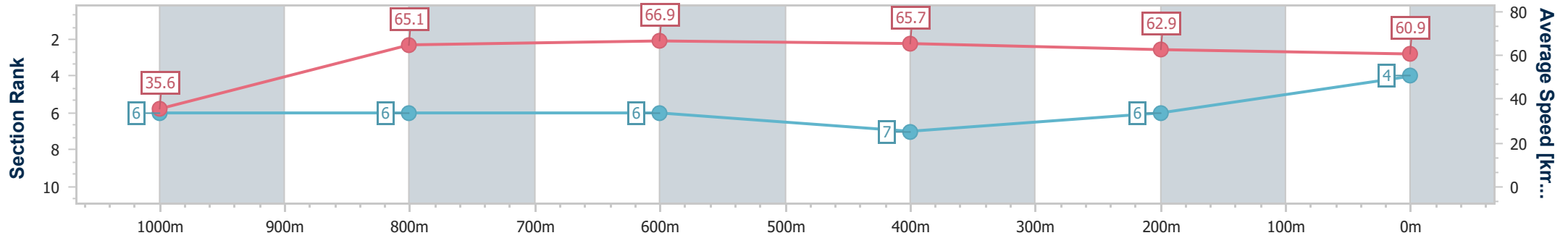
Aquis Park Gold Coast Poly QLD Professional  
Race 3: TORO AUSTRALIA BENCHMARK 58 Handicap - 1050m



17 August 2024 - 13:46

Track Rating: Synthetic, Weather: Fine, Rail Position: True

Section	Overall	1000m	800m	600m	400m	200m
Section Times	1:01.58 [4] (0:05.11)	0:56.47 [6] (0:11.09)	0:45.38 [6] (0:10.90)	0:34.48 [6] (0:11.11)	0:23.37 [7] (0:11.47)	0:11.90 [6] (0:11.90)
Average Speed [km/h]	35.6	65.1	66.9	65.7	62.9	60.9
Top Speed [km/h]	56.3	67.7	68.4	67.7	64.3	62.7
Avg. Dist. to Rail [m]	2.7	0.9	2.6	2.5	1.1	2.0
Avg. Stride Freq. [Hz]	2.1	2.4	2.4	2.4	2.3	2.3
Avg. Stride Length [m]	4.6	7.4	7.8	7.6	7.5	7.3



- [ ] Ranking at each section and finish
- .-.- No data available at this section
- NA No data available



Horse/Jockey Name	Cosmic Serenade
Final Rank	5
Fastest Section Time (Section)	0:04.87 (Overall)
Top Speed [km/h] (Section)	69.9 (1000m)
Race State	Finished



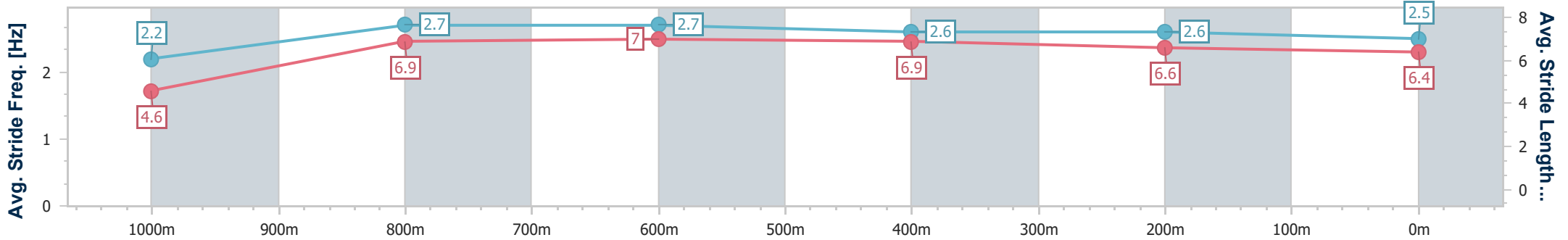
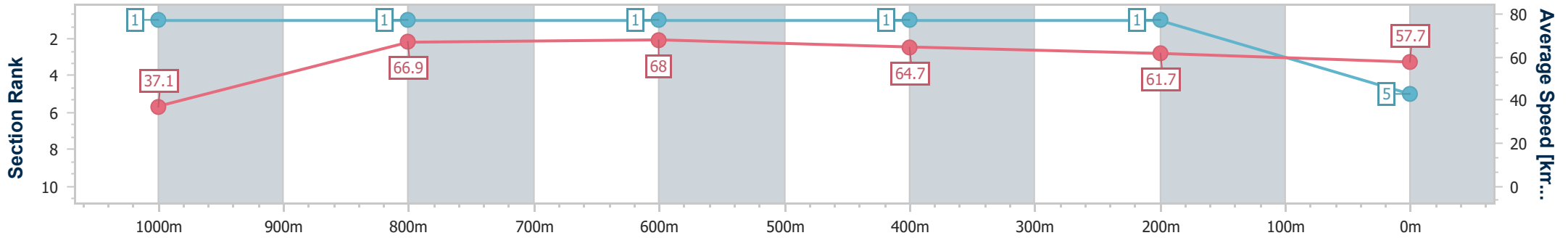
Aquis Park Gold Coast Poly QLD Professional  
 Race 3: TORO AUSTRALIA BENCHMARK 58 Handicap - 1050m



17 August 2024 - 13:46

Track Rating: Synthetic, Weather: Fine, Rail Position: True

Section	Overall	1000m	800m	600m	400m	200m
Section Times	1:01.77 [5] (0:04.87)	0:56.90 [1] (0:10.79)	0:46.11 [1] (0:10.62)	0:35.49 [1] (0:11.20)	0:24.29 [1] (0:11.76)	0:12.53 [1] (0:12.53)
Average Speed [km/h]	37.1	66.9	68.0	64.7	61.7	57.7
Top Speed [km/h]	57.2	69.9	69.1	67.1	62.8	60.0
Avg. Dist. to Rail [m]	1.1	0.3	1.3	1.3	2.1	1.6
Avg. Stride Freq. [Hz]	2.2	2.7	2.7	2.6	2.6	2.5
Avg. Stride Length [m]	4.6	6.9	7.0	6.9	6.6	6.4



- [ ] Ranking at each section and finish
- .-.- No data available at this section
- NA No data available



Horse/Jockey Name	Count Nicholas
Final Rank	6
Fastest Section Time (Section)	0:05.17 (Overall)
Top Speed [km/h] (Section)	70.8 (1000m)
Race State	Finished



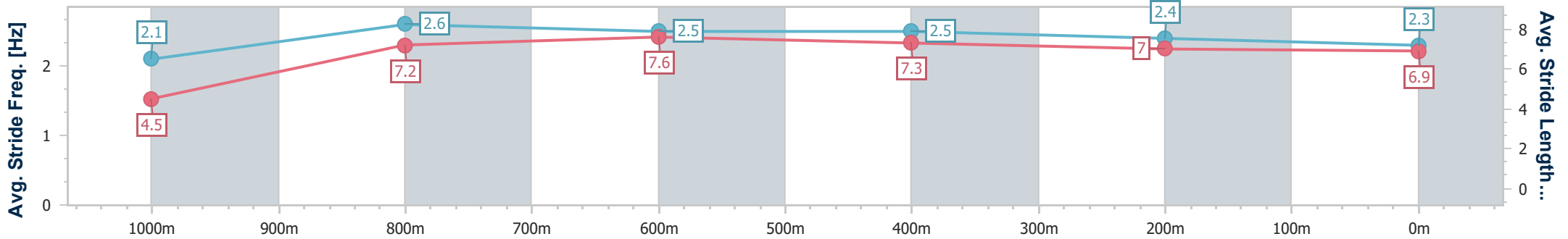
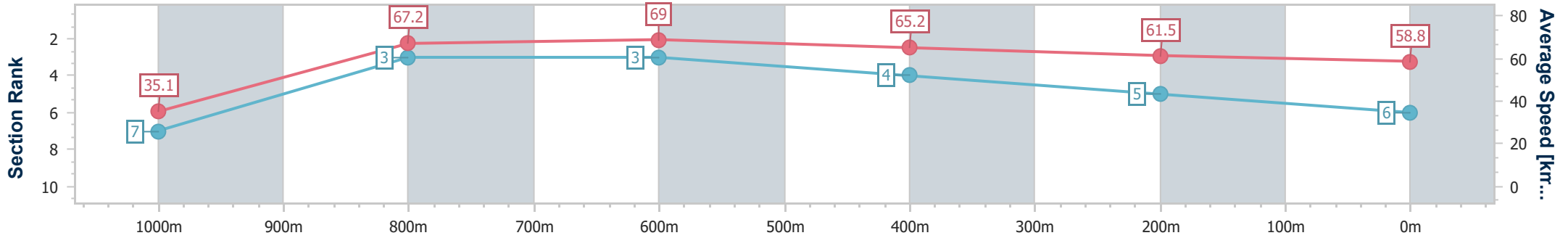
Aquis Park Gold Coast Poly QLD Professional  
Race 3: TORO AUSTRALIA BENCHMARK 58 Handicap - 1050m



17 August 2024 - 13:46

Track Rating: Synthetic, Weather: Fine, Rail Position: True

Section	Overall	1000m	800m	600m	400m	200m
Section Times	1:01.84 [6] (0:05.17)	0:56.67 [7] (0:10.80)	0:45.87 [3] (0:10.63)	0:35.24 [3] (0:11.14)	0:24.10 [4] (0:11.79)	0:12.31 [5]
Average Speed [km/h]	35.1	67.2	69.0	65.2	61.5	58.8
Top Speed [km/h]	56.8	70.8	70.1	67.5	63.2	60.6
Avg. Dist. to Rail [m]	8.4	4.6	2.9	2.2	3.2	3.9
Avg. Stride Freq. [Hz]	2.1	2.6	2.5	2.5	2.4	2.3
Avg. Stride Length [m]	4.5	7.2	7.6	7.3	7.0	6.9



- [ ] Ranking at each section and finish
- .-.- No data available at this section
- NA No data available



Horse/Jockey Name	Captain Artie
Final Rank	7
Fastest Section Time (Section)	0:05.43 (Overall)
Top Speed [km/h] (Section)	69.0 (600m)
Race State	Finished



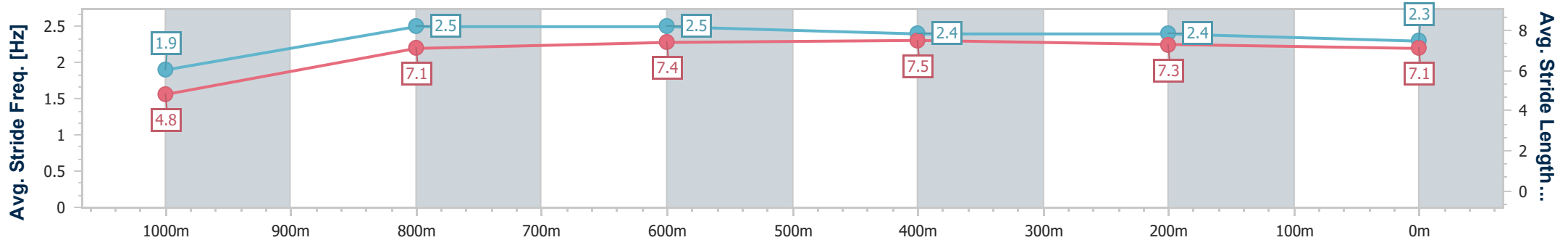
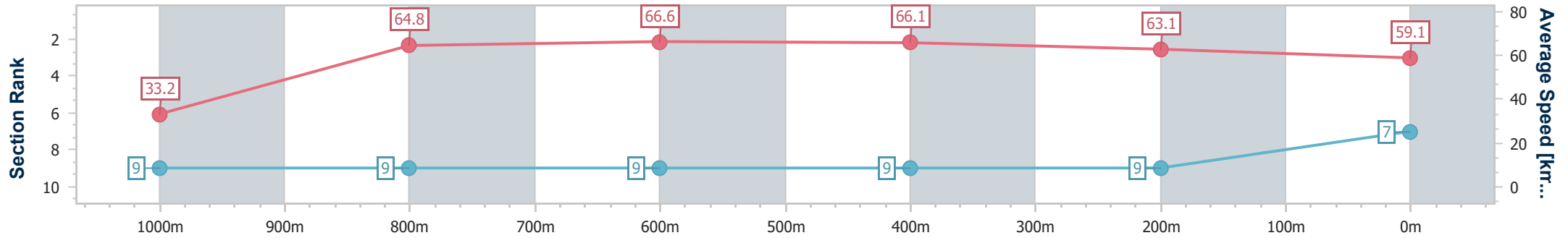
Aquis Park Gold Coast Poly QLD Professional  
 Race 3: TORO AUSTRALIA BENCHMARK 58 Handicap - 1050m



17 August 2024 - 13:46

Track Rating: Synthetic, Weather: Fine, Rail Position: True

Section	Overall	1000m	800m	600m	400m	200m
Section Times	1:02.28 [7] (0:05.43)	0:56.85 [9] (0:11.17)	0:45.68 [9] (0:11.01)	0:34.67 [9] (0:11.03)	0:23.64 [9] (0:11.38)	0:12.26 [9] (0:12.26)
Average Speed [km/h]	33.2	64.8	66.6	66.1	63.1	59.1
Top Speed [km/h]	56.1	67.2	68.9	69.0	65.6	61.6
Avg. Dist. to Rail [m]	4.9	2.0	3.6	2.9	1.4	1.5
Avg. Stride Freq. [Hz]	1.9	2.5	2.5	2.4	2.4	2.3
Avg. Stride Length [m]	4.8	7.1	7.4	7.5	7.3	7.1



- [ ] Ranking at each section and finish
- .-.- No data available at this section
- NA No data available





Horse/Jockey Name	Fast Fusion
Final Rank	8
Fastest Section Time (Section)	0:04.92 (Overall)
Top Speed [km/h] (Section)	70.7 (800m)
Race State	Finished



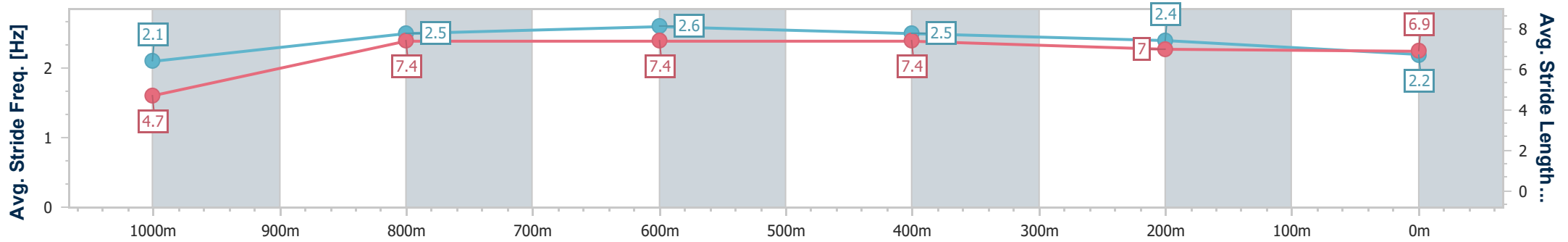
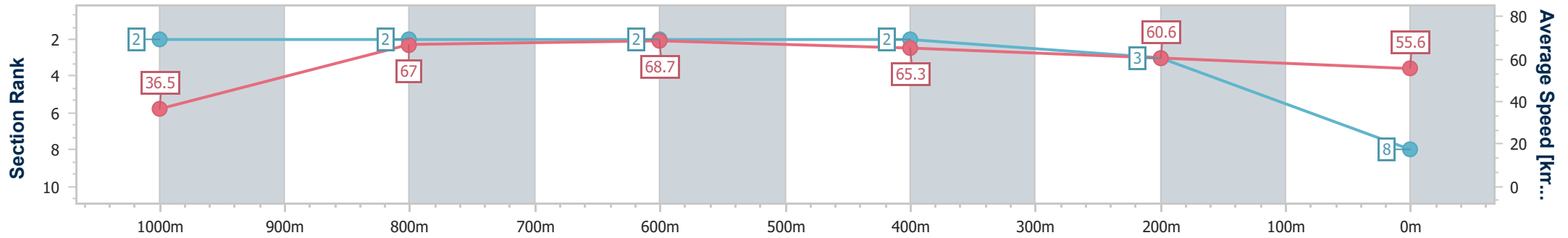
Aquis Park Gold Coast Poly QLD Professional  
 Race 3: TORO AUSTRALIA BENCHMARK 58 Handicap - 1050m



17 August 2024 - 13:46

Track Rating: Synthetic, Weather: Fine, Rail Position: True

Section	Overall	1000m	800m	600m	400m	200m
Section Times	1:02.46 [8] (0:04.92)	0:57.54 [2] (0:10.81)	0:46.73 [2] (0:10.65)	0:36.08 [2] (0:11.11)	0:24.97 [2] (0:11.96)	0:13.01 [3] (0:13.01)
Average Speed [km/h]	36.5	67.0	68.7	65.3	60.6	55.6
Top Speed [km/h]	56.4	69.9	70.7	67.9	64.7	57.5
Avg. Dist. to Rail [m]	5.8	2.6	2.6	1.5	3.8	3.9
Avg. Stride Freq. [Hz]	2.1	2.5	2.6	2.5	2.4	2.2
Avg. Stride Length [m]	4.7	7.4	7.4	7.4	7.0	6.9



- [ ] Ranking at each section and finish
- .-.-.- No data available at this section
- NA No data available



Horse/Jockey Name	Viking Valour
Final Rank	9
Fastest Section Time (Section)	0:05.07 (Overall)
Top Speed [km/h] (Section)	70.2 (1000m)
Race State	Finished



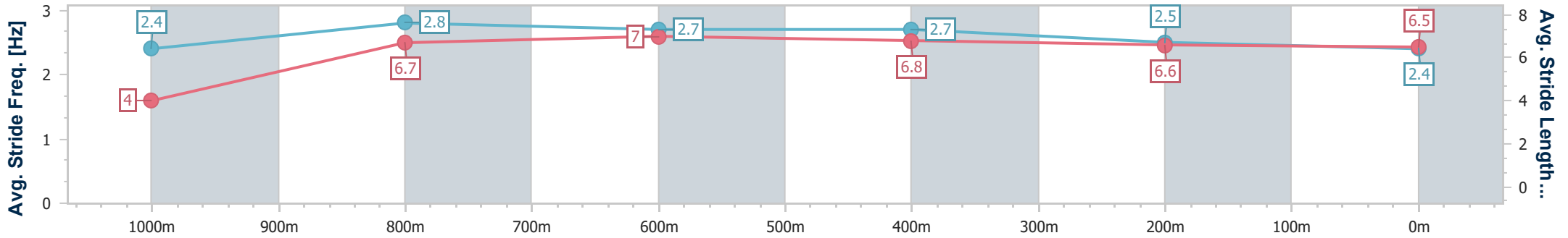
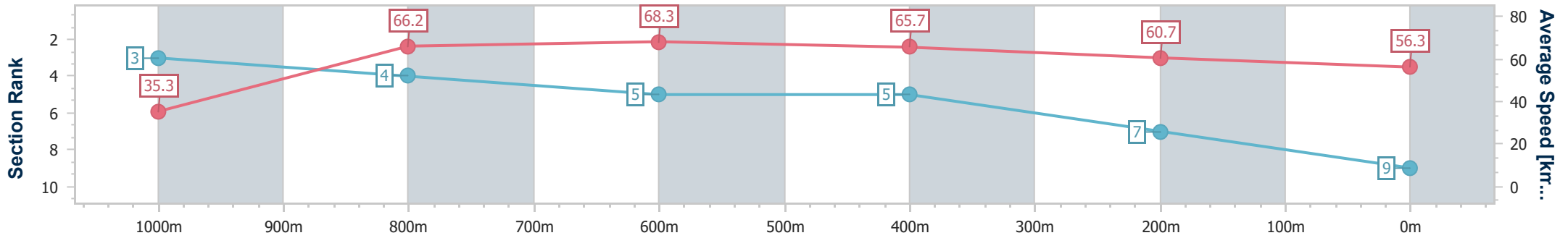
Aquis Park Gold Coast Poly QLD Professional  
Race 3: TORO AUSTRALIA BENCHMARK 58 Handicap - 1050m



17 August 2024 - 13:46

Track Rating: Synthetic, Weather: Fine, Rail Position: True

Section	Overall	1000m	800m	600m	400m	200m
Section Times	1:02.53 [9] (0:05.07)	0:57.46 [3] (0:10.97)	0:46.49 [4] (0:10.64)	0:35.85 [5] (0:11.10)	0:24.75 [5] (0:11.91)	0:12.84 [7] (0:12.84)
Average Speed [km/h]	35.3	66.2	68.3	65.7	60.7	56.3
Top Speed [km/h]	57.8	70.2	69.5	68.7	63.3	59.9
Avg. Dist. to Rail [m]	7.3	4.0	1.6	1.9	2.8	3.0
Avg. Stride Freq. [Hz]	2.4	2.8	2.7	2.7	2.5	2.4
Avg. Stride Length [m]	4.0	6.7	7.0	6.8	6.6	6.5



- [ ] Ranking at each section and finish
- .-.- No data available at this section
- NA No data available



# Aquis Park Gold Coast Poly QLD Professional

## Race 4: TURFCARE AUSTRALIA BENCHMARK 55 Handicap - 1540m

17 August 2024 - 14:19



Track Rating: Synthetic, Weather: Fine, Rail Position: True

Section		Field Times															
		Overall	1400m	1200m	1000m	800m	600m	400m	Last 600m								
		1:32.91 (0:10.24)	1:22.67 (0:11.02)	1:11.65 (0:11.15)	1:00.50 (0:11.50)	0:49.00 (0:11.68)	0:37.32 (0:12.03)	0:25.29 (0:12.41)	0:37.32								
Rank	TAB	Horse/Jockey	Barrier	Top Speed [km/h]	Fastest Section												Distance Travelled [m]
1	7	<b>MISS SHU</b> Sean Cormack	12	67.5	0:10.28	1:32.91 [1] (0:10.28)	1:22.63 [3] (0:11.20)	1:11.43 [2] (0:10.93)	1:00.50 [1] (0:11.60)	0:48.90 [2] (0:11.95)	0:36.95 [2] (0:11.87)	0:25.08 [2] (0:12.27)	0:36.95				
2	1	<b>HULKAMANIA</b> Jace McMurray	8	66.9	0:10.31	1:33.01 [2] (0:10.31)	1:22.70 [5] (0:11.25)	1:11.45 [3] (0:11.16)	1:00.29 [3] (0:11.63)	0:48.66 [3] (0:11.93)	0:36.73 [3] (0:11.78)	0:24.95 [3] (0:12.24)	0:36.73	-2			
3	10	<b>BETTER STRINGS</b> Shania Willis	14	66.4	0:10.29	1:33.15 [3] (0:10.29)	1:22.86 [4] (0:11.49)	1:11.37 [5] (0:11.12)	1:00.25 [4] (0:11.57)	0:48.68 [4] (0:11.87)	0:36.81 [4] (0:11.84)	0:24.97 [4] (0:12.23)	0:36.81	+5			
4	3	<b>BELLE'S BOY</b> Amy Graham	1	67.8	0:10.26	1:33.32 [4] (0:10.26)	1:23.06 [2] (0:11.00)	1:12.06 [1] (0:11.19)	1:00.87 [2] (0:11.46)	0:49.41 [1] (0:11.68)	0:37.73 [1] (0:12.03)	0:25.70 [1] (0:12.41)	0:37.73	-10			
5	4	<b>MATTE BLACK</b> Kirk Matheson	6	66.2	0:10.45	1:33.77 [5] (0:10.45)	1:23.32 [6] (0:11.53)	1:11.79 [7] (0:11.10)	1:00.69 [6] (0:11.63)	0:49.06 [6] (0:12.03)	0:37.03 [6] (0:12.18)	0:24.85 [6] (0:12.35)	0:37.03	+0			
6	6	<b>SCHOONA THE BETTER</b> Michael Cahill	13	64.5	0:11.08	1:33.82 [6] (0:11.08)	1:22.74 [11] (0:11.45)	1:11.29 [10] (0:11.30)	0:59.99 [10] (0:11.40)	0:48.59 [11] (0:11.89)	0:36.70 [11] (0:12.13)	0:24.57 [11] (0:12.22)	0:36.70	-1			
7	11	<b>MIDNIGHT BOOM</b> Rob Thorburn	5	65.3	0:10.47	1:33.84 [7] (0:10.47)	1:23.37 [7] (0:11.34)	1:12.03 [6] (0:11.35)	1:00.68 [7] (0:11.60)	0:49.08 [7] (0:12.10)	0:36.98 [8] (0:12.13)	0:24.85 [7] (0:12.38)	0:36.98	-12			
8	2	<b>MAN OF HEART</b> Corey Sutherland	4	65.2	0:11.30	1:34.00 [8] (0:11.48)	1:22.52 [12] (0:11.75)	1:10.77 [12] (0:11.37)	0:59.40 [12] (0:11.30)	0:48.10 [12] (0:11.61)	0:36.49 [12] (0:11.89)	0:24.60 [12] (0:12.16)	0:36.49	-9			
9	9	<b>THE WELLIAN</b> Danny Peisley	2	65.0	0:10.67	1:34.09 [9] (0:10.67)	1:23.42 [9] (0:11.45)	1:11.97 [8] (0:11.26)	1:00.71 [9] (0:11.66)	0:49.05 [9] (0:11.91)	0:37.14 [10] (0:12.06)	0:25.08 [8] (0:12.40)	0:37.14	-9			
10	12	<b>REAL MINT</b> Girish Goomany	3	66.2	0:10.24	1:34.31 [10] (0:10.24)	1:24.07 [1] (0:11.41)	1:12.66 [4] (0:11.31)	1:01.35 [5] (0:11.64)	0:49.71 [5] (0:12.08)	0:37.63 [5] (0:12.11)	0:25.52 [5] (0:12.49)	0:37.63	-10			

Scratched: Bump'n'run (#14), Epauvescent (#15), Pauli (#8), Magic Of Millo (#13)

[ ] Ranking at each section and finish  
 -:-:- No data available at this section  
 NA No data available

SCN Saddle cloth number  
 DNF Did not finish  
 DNT Did not track



# Aquis Park Gold Coast Poly QLD Professional

## Race 4: TURFCARE AUSTRALIA BENCHMARK 55 Handicap - 1540m

17 August 2024 - 14:19



Track Rating: Synthetic, Weather: Fine, Rail Position: True

Section		Overall	1400m	1200m	1000m	800m	600m	400m	Last 600m
Field Times		1:32.91 (0:10.24)	1:22.67 (0:11.02)	1:11.65 (0:11.15)	1:00.50 (0:11.50)	0:49.00 (0:11.68)	0:37.32 (0:12.03)	0:25.29 (0:12.41)	0:37.32

Rank	TAB	Horse/Jockey	Barrier	Top Speed [km/h]	Fastest Section	Overall	1400m	1200m	1000m	800m	600m	400m	Last 600m	Distance Travelled [m]
11	5	<b>SUPERARGO</b> Micheal Hellyer	10	65.7 1200m	0:10.60 Overall	1:34.41 [11] (0:10.60)	1:23.81 [8] (0:11.57)	1:12.24 [9] (0:11.14)	1:01.10 [8] (0:11.68)	0:49.42 [8] (0:11.87)	0:37.55 [7] (0:12.20)	0:25.35 [9] (0:12.50)	0:37.55	+2
12	16	<b>BRIEF SOJOURN</b> Brooke Ainsworth	9	65.5 1000m	0:10.83 Overall	1:34.47 [12] (0:10.83)	1:23.64 [10] (0:11.85)	1:11.79 [11] (0:11.17)	1:00.62 [11] (0:11.31)	0:49.31 [10] (0:11.74)	0:37.57 [9] (0:12.18)	0:25.39 [10] (0:12.53)	0:37.57	+7

Scratched: Bump'n'run (#14), Epauvescent (#15), Pauli (#8), Magic Of Millo (#13)

[ ] Ranking at each section and finish  
 -:-:-:- No data available at this section  
 NA No data available

SCN Saddle cloth number  
 DNF Did not finish  
 DNT Did not track



# Aquis Park Gold Coast Poly QLD Professional

## Race 4: TURFCARE AUSTRALIA BENCHMARK 55 Handicap - 1540m

17 August 2024 - 14:19



Track Rating: Synthetic, Weather: Fine, Rail Position: True

Section				200m				Last 600m	
Field Times				0:12.88 (0:12.88)				0:37.32	
Rank	TAB	Horse/Jockey	Barrier	Top Speed [km/h]	Fastest Section	Margin			Distance Travelled [m]
1	7	<b>MISS SHU</b> Sean Cormack	12	67.5 1200m	0:10.28 Overall	0:12.81 [2] (0:12.81)	1:32.91		0:36.95
2	1	<b>HULKAMANIA</b> Jace McMurray	8	66.9 1200m	0:10.31 Overall	0:12.71 [3] (0:12.71)	0.5L		0:36.73 -2
3	10	<b>BETTER STRINGS</b> Shania Willis	14	66.4 1200m	0:10.29 Overall	0:12.74 [4] (0:12.74)	1.3L		0:36.81 +5
4	3	<b>BELLE'S BOY</b> Amy Graham	1	67.8 1400m	0:10.26 Overall	0:13.29 [1] (0:13.29)	2.3L		0:37.73 -10
5	4	<b>MATTE BLACK</b> Kirk Matheson	6	66.2 1200m	0:10.45 Overall	0:12.50 [5] (0:12.50)	4.8L		0:37.03 +0
6	6	<b>SCHOONA THE BETTER</b> Michael Cahill	13	64.5 1200m	0:11.08 Overall	0:12.35 [9] (0:12.35)	5L		0:36.70 -1
7	11	<b>MIDNIGHT BOOM</b> Rob Thorburn	5	65.3 1400m	0:10.47 Overall	0:12.47 [7] (0:12.47)	5.1L		0:36.98 -12
8	2	<b>MAN OF HEART</b> Corey Sutherland	4	65.2 1000m	0:11.30 1000m	0:12.44 [10] (0:12.44)	5.9L		0:36.49 -9
9	9	<b>THE WELLIAN</b> Danny Peisley	2	65.0 1200m	0:10.67 Overall	0:12.68 [8] (0:12.68)	6.4L		0:37.14 -9
10	12	<b>REAL MINT</b> Girish Goomany	3	66.2 1400m	0:10.24 Overall	0:13.03 [6] (0:13.03)	7.7L		0:37.63 -10

Scratched: Bump'n'run (#14), Epauvescent (#15), Pauli (#8), Magic Of Millo (#13)

[ ] Ranking at each section and finish  
 -:-:- No data available at this section  
 NA No data available

SCN Saddle cloth number  
 DNF Did not finish  
 DNT Did not track



**Aquis Park Gold Coast Poly QLD Professional**  
**Race 4: TURFCARE AUSTRALIA BENCHMARK 55 Handicap - 1540m**  
**17 August 2024 - 14:19**



Track Rating: Synthetic, Weather: Fine, Rail Position: True

Section				200m				Last 600m		
Field Times				0:12.88 (0:12.88)				0:37.32		
Rank	TAB	Horse/Jockey	Barrier	Top Speed [km/h]	Fastest Section	Margin			Distance Travelled [m]	
11	5	<b>SUPERARGO</b>	10	65.7	0:10.60	0:12.85 [10]	8.2L		0:37.55	+2
		Micheal Hellyer		1200m	Overall	(0:12.85)				
12	16	<b>BRIEF SOJOURN</b>	9	65.5	0:10.83	0:12.86 [12]	8.4L		0:37.57	+7
		Brooke Ainsworth		1000m	Overall	(0:12.86)				

Scratched: Bump'n'run (#14), Epauvescent (#15), Pauli (#8), Magic Of Millo (#13)

[ ] Ranking at each section and finish  
 -:-:-:- No data available at this section  
 NA No data available

SCN Saddle cloth number  
 DNF Did not finish  
 DNT Did not track



Horse/Jockey Name	Miss Shu
Final Rank	1
Fastest Section Time (Section)	0:10.28 (Overall)
Top Speed [km/h] (Section)	67.5 (1200m)
Race State	Finished



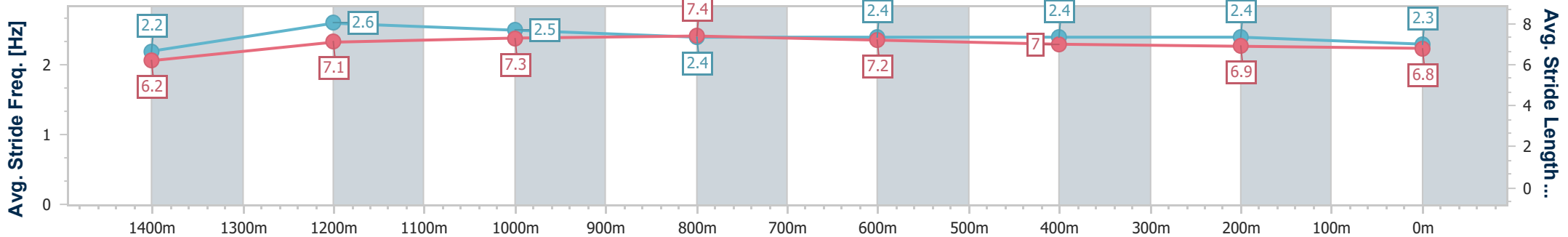
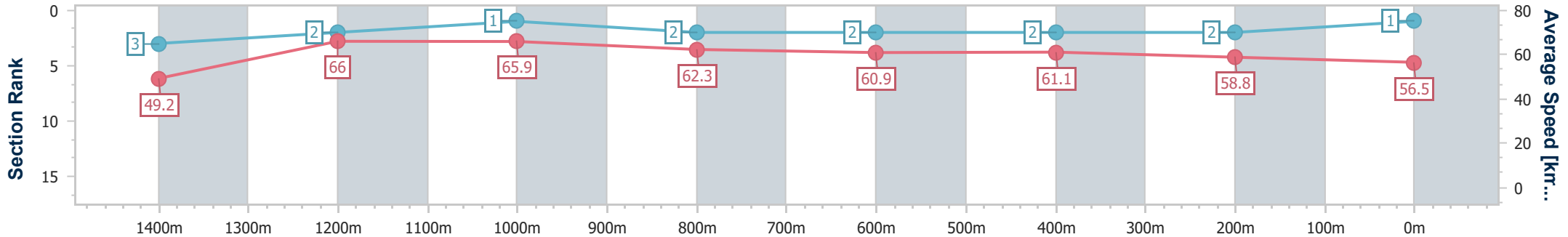
Aquis Park Gold Coast Poly QLD Professional  
Race 4: TURFCARE AUSTRALIA BENCHMARK 55 Handicap - 1540m



17 August 2024 - 14:19

Track Rating: Synthetic, Weather: Fine, Rail Position: True

Section	Overall	1400m	1200m	1000m	800m	600m	400m	200m
Section Times	1:32.91 [1] (0:10.28)	1:22.63 [3] (0:11.20)	1:11.43 [2] (0:10.93)	1:00.50 [1] (0:11.60)	0:48.90 [2] (0:11.95)	0:36.95 [2] (0:11.87)	0:25.08 [2] (0:12.27)	0:12.81 [2] (0:12.81)
Average Speed [km/h]	49.2	66.0	65.9	62.3	60.9	61.1	58.8	56.5
Top Speed [km/h]	65.3	66.8	67.5	63.4	62.0	62.2	60.7	58.6
Avg. Dist. to Rail [m]	9.7	3.8	2.6	1.6	1.9	1.5	1.8	3.3
Avg. Stride Freq. [Hz]	2.2	2.6	2.5	2.4	2.4	2.4	2.4	2.3
Avg. Stride Length [m]	6.2	7.1	7.3	7.4	7.2	7.0	6.9	6.8



- [ ] Ranking at each section and finish
- .-.- No data available at this section
- NA No data available



Horse/Jockey Name	Hulkamania
Final Rank	2
Fastest Section Time (Section)	0:10.31 (Overall)
Top Speed [km/h] (Section)	66.9 (1200m)
Race State	Finished



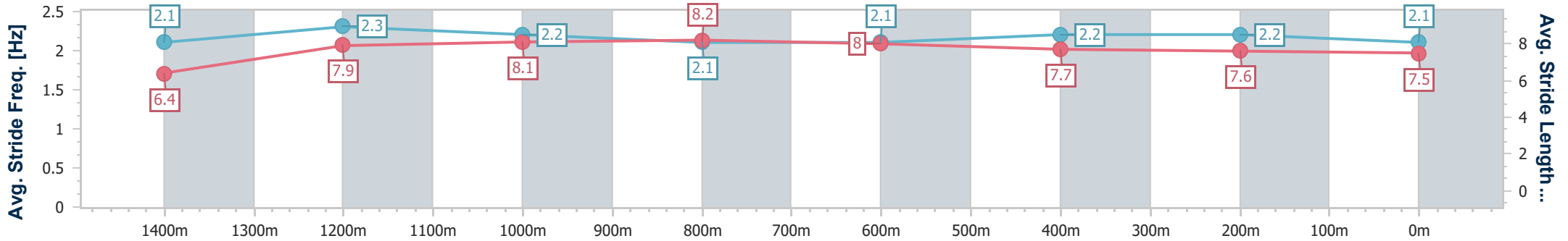
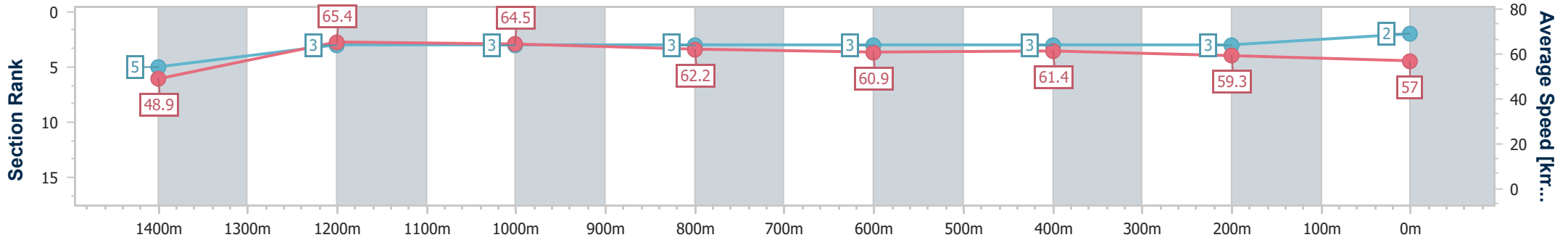
Aquis Park Gold Coast Poly QLD Professional  
Race 4: TURFCARE AUSTRALIA BENCHMARK 55 Handicap - 1540m



17 August 2024 - 14:19

Track Rating: Synthetic, Weather: Fine, Rail Position: True

Section	Overall	1400m	1200m	1000m	800m	600m	400m	200m
Section Times	1:33.01 [2] (0:10.31)	1:22.70 [5] (0:11.25)	1:11.45 [3] (0:11.16)	1:00.29 [3] (0:11.63)	0:48.66 [3] (0:11.93)	0:36.73 [3] (0:11.78)	0:24.95 [3] (0:12.24)	0:12.71 [3] (0:12.71)
Average Speed [km/h]	48.9	65.4	64.5	62.2	60.9	61.4	59.3	57.0
Top Speed [km/h]	65.0	66.2	66.9	63.0	61.2	62.2	61.3	57.7
Avg. Dist. to Rail [m]	7.1	2.6	2.0	1.7	1.2	1.9	3.3	4.4
Avg. Stride Freq. [Hz]	2.1	2.3	2.2	2.1	2.1	2.2	2.2	2.1
Avg. Stride Length [m]	6.4	7.9	8.1	8.2	8.0	7.7	7.6	7.5



- [ ] Ranking at each section and finish
- .-.- No data available at this section
- NA No data available





Horse/Jockey Name	Better Strings
Final Rank	3
Fastest Section Time (Section)	0:10.29 (Overall)
Top Speed [km/h] (Section)	66.4 (1200m)
Race State	Finished



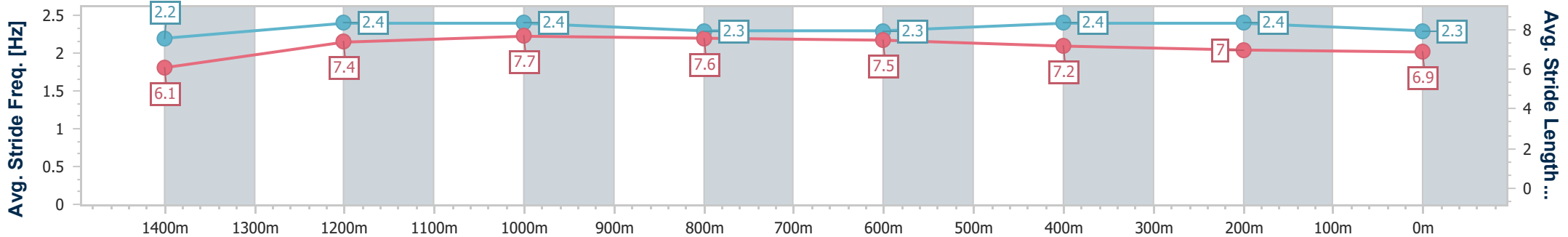
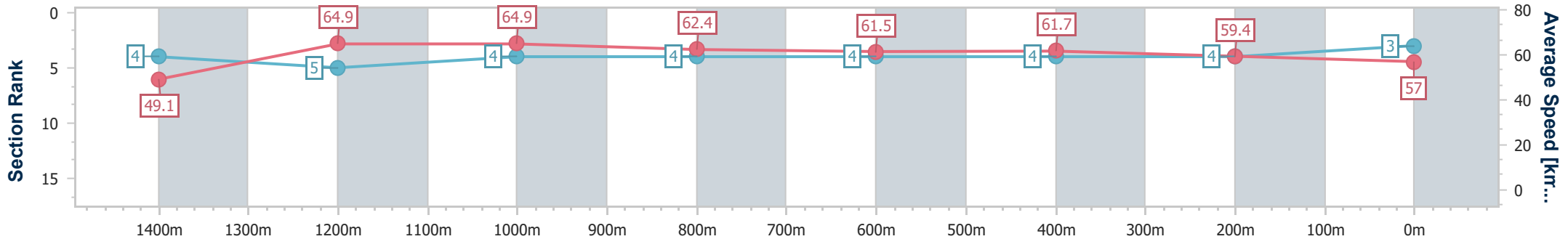
Aquis Park Gold Coast Poly QLD Professional  
Race 4: TURFCARE AUSTRALIA BENCHMARK 55 Handicap - 1540m



17 August 2024 - 14:19

Track Rating: Synthetic, Weather: Fine, Rail Position: True

Section	Overall	1400m	1200m	1000m	800m	600m	400m	200m
Section Times	1:33.15 [3] (0:10.29)	1:22.86 [4] (0:11.49)	1:11.37 [5] (0:11.12)	1:00.25 [4] (0:11.57)	0:48.68 [4] (0:11.87)	0:36.81 [4] (0:11.84)	0:24.97 [4] (0:12.23)	0:12.74 [4] (0:12.74)
Average Speed [km/h]	49.1	64.9	64.9	62.4	61.5	61.7	59.4	57.0
Top Speed [km/h]	65.3	66.3	66.4	63.3	62.8	63.7	61.9	57.9
Avg. Dist. to Rail [m]	11.5	4.6	2.0	1.7	2.3	3.3	5.0	6.3
Avg. Stride Freq. [Hz]	2.2	2.4	2.4	2.3	2.3	2.4	2.4	2.3
Avg. Stride Length [m]	6.1	7.4	7.7	7.6	7.5	7.2	7.0	6.9



- [ ] Ranking at each section and finish
- .-.- No data available at this section
- NA No data available



Horse/Jockey Name	Belle's Boy
Final Rank	4
Fastest Section Time (Section)	0:10.26 (Overall)
Top Speed [km/h] (Section)	67.8 (1400m)
Race State	Finished



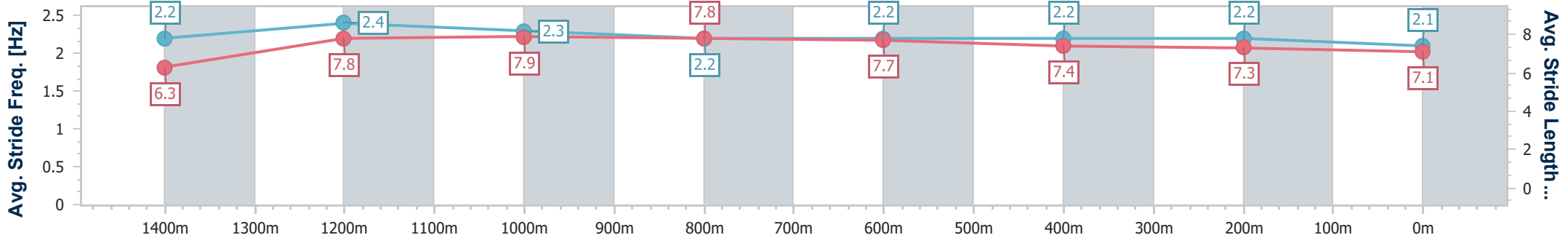
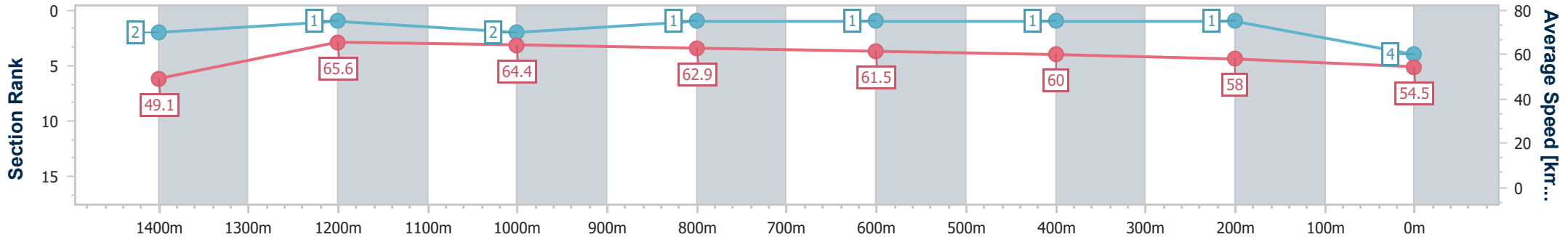
Aquis Park Gold Coast Poly QLD Professional  
Race 4: TURFCARE AUSTRALIA BENCHMARK 55 Handicap - 1540m



17 August 2024 - 14:19

Track Rating: Synthetic, Weather: Fine, Rail Position: True

Section	Overall	1400m	1200m	1000m	800m	600m	400m	200m
Section Times	1:33.32 [4] (0:10.26)	1:23.06 [2] (0:11.00)	1:12.06 [1] (0:11.19)	1:00.87 [2] (0:11.46)	0:49.41 [1] (0:11.68)	0:37.73 [1] (0:12.03)	0:25.70 [1] (0:12.41)	0:13.29 [1] (0:13.29)
Average Speed [km/h]	49.1	65.6	64.4	62.9	61.5	60.0	58.0	54.5
Top Speed [km/h]	65.1	67.8	65.1	64.1	63.1	61.6	59.8	56.1
Avg. Dist. to Rail [m]	1.0	0.7	1.6	1.0	0.6	0.6	1.3	1.9
Avg. Stride Freq. [Hz]	2.2	2.4	2.3	2.2	2.2	2.2	2.2	2.1
Avg. Stride Length [m]	6.3	7.8	7.9	7.8	7.7	7.4	7.3	7.1



- [ ] Ranking at each section and finish
- .-.- No data available at this section
- NA No data available



Horse/Jockey Name	Matte Black
Final Rank	5
Fastest Section Time (Section)	0:10.45 (Overall)
Top Speed [km/h] (Section)	66.2 (1200m)
Race State	Finished



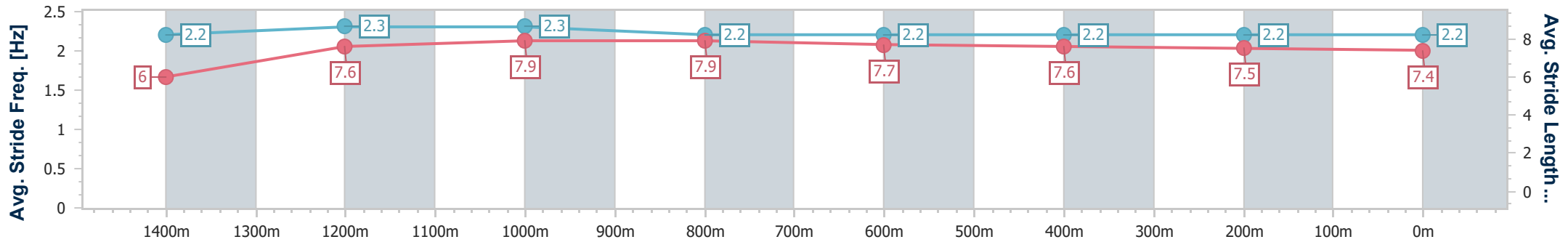
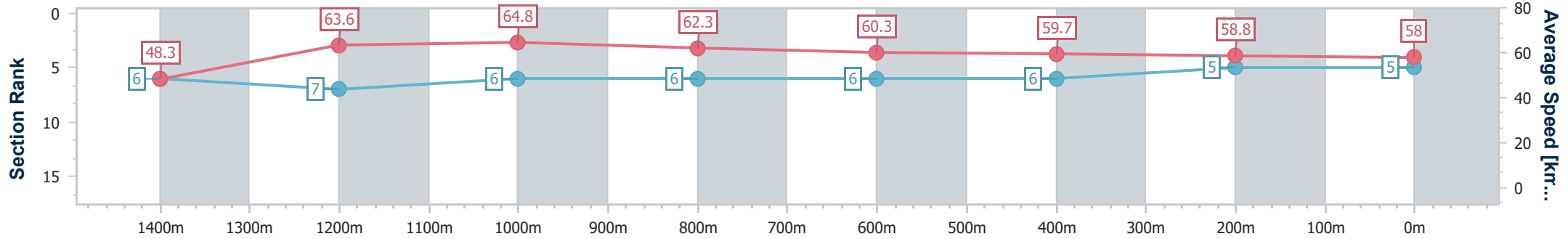
Aquis Park Gold Coast Poly QLD Professional  
Race 4: TURFCARE AUSTRALIA BENCHMARK 55 Handicap - 1540m



17 August 2024 - 14:19

Track Rating: Synthetic, Weather: Fine, Rail Position: True

Section	Overall	1400m	1200m	1000m	800m	600m	400m	200m
Section Times	1:33.77 [5] (0:10.45)	1:23.32 [6] (0:11.53)	1:11.79 [7] (0:11.10)	1:00.69 [6] (0:11.63)	0:49.06 [6] (0:12.03)	0:37.03 [6] (0:12.18)	0:24.85 [6] (0:12.35)	0:12.50 [5] (0:12.50)
Average Speed [km/h]	48.3	63.6	64.8	62.3	60.3	59.7	58.8	58.0
Top Speed [km/h]	63.1	65.1	66.2	63.2	61.1	61.5	60.3	58.5
Avg. Dist. to Rail [m]	6.2	2.6	2.6	1.8	1.8	1.9	4.0	5.4
Avg. Stride Freq. [Hz]	2.2	2.3	2.3	2.2	2.2	2.2	2.2	2.2
Avg. Stride Length [m]	6.0	7.6	7.9	7.9	7.7	7.6	7.5	7.4



- [ ] Ranking at each section and finish
- .-.- No data available at this section
- NA No data available



Horse/Jockey Name	Schoona The Better
Final Rank	6
Fastest Section Time (Section)	0:11.08 (Overall)
Top Speed [km/h] (Section)	64.5 (1200m)
Race State	Finished



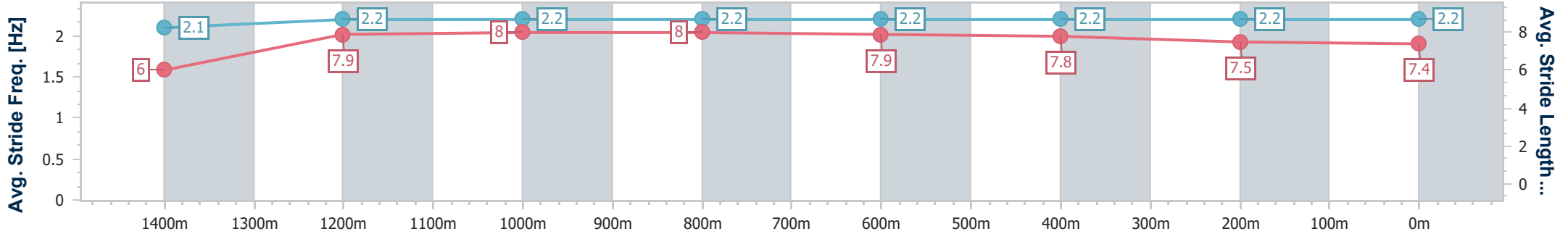
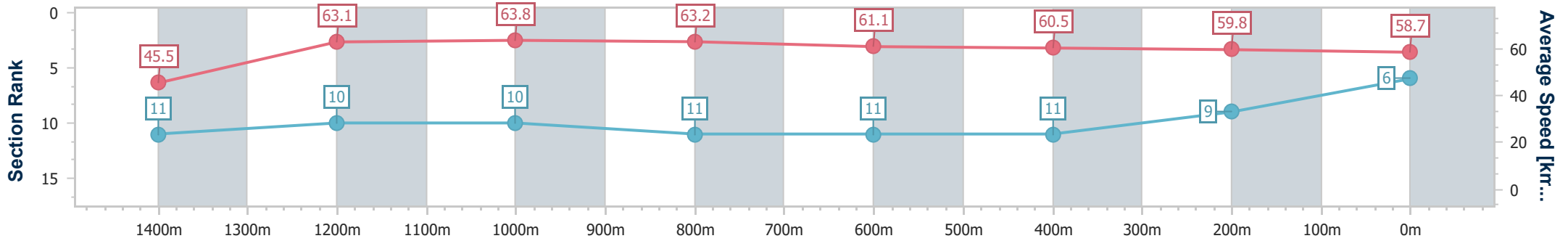
Aquis Park Gold Coast Poly QLD Professional  
Race 4: TURFCARE AUSTRALIA BENCHMARK 55 Handicap - 1540m



17 August 2024 - 14:19

Track Rating: Synthetic, Weather: Fine, Rail Position: True

Section	Overall	1400m	1200m	1000m	800m	600m	400m	200m						
Section Times	1:33.82 [6] (0:11.08)	1:22.74 [11] (0:11.45)	1:11.29 [10] (0:11.30)	0:59.99 [10] (0:11.40)	0:48.59 [11] (0:11.89)	0:36.70 [11] (0:12.13)	0:24.57 [11] (0:12.22)	0:12.35 [9] (0:12.35)						
Average Speed [km/h]	45.5	63.1	63.8	63.2	61.1	60.5	59.8	58.7						
Top Speed [km/h]	61.4	64.1	64.5	64.4	62.0	61.3	60.5	59.5						
Avg. Dist. to Rail [m]	8.9	0.3	0.7	1.3	1.8	3.6	6.9	7.4						
Avg. Stride Freq. [Hz]	2.1	2.2	2.2	2.2	2.2	2.2	2.2	2.2						
Avg. Stride Length [m]	6.0	7.9	8.0	8.0	7.9	7.8	7.5	7.4						



- [ ] Ranking at each section and finish
- .-.- No data available at this section
- NA No data available



Horse/Jockey Name	Midnight Boom
Final Rank	7
Fastest Section Time (Section)	0:10.47 (Overall)
Top Speed [km/h] (Section)	65.3 (1400m)
Race State	Finished



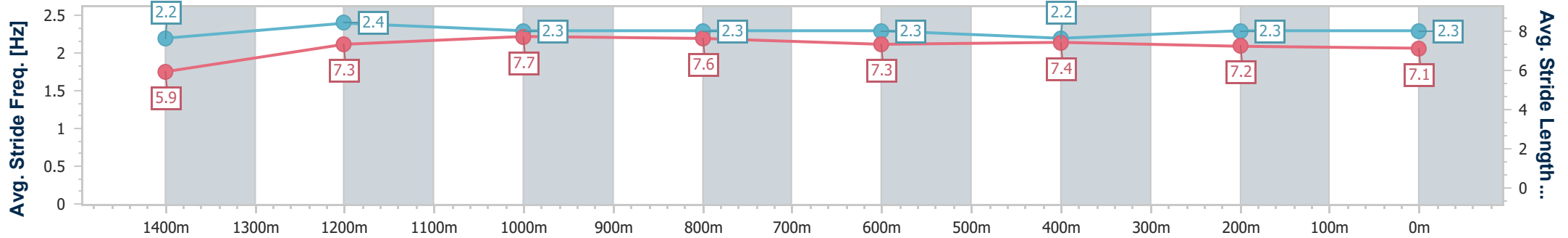
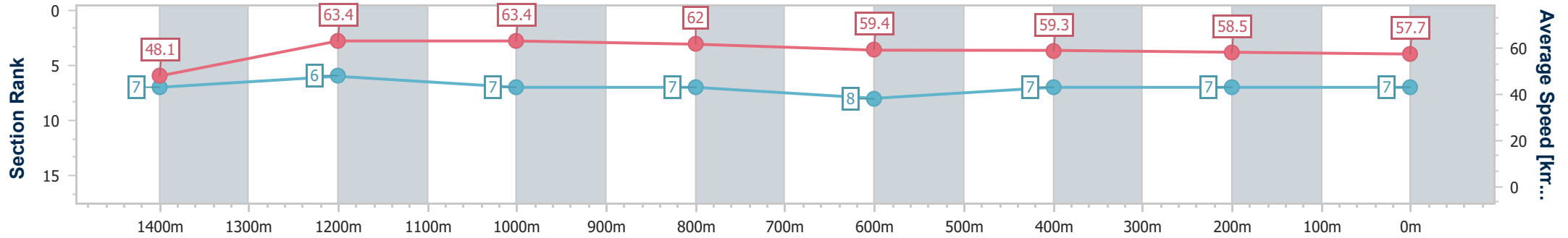
Aquis Park Gold Coast Poly QLD Professional  
Race 4: TURFCARE AUSTRALIA BENCHMARK 55 Handicap - 1540m



17 August 2024 - 14:19

Track Rating: Synthetic, Weather: Fine, Rail Position: True

Section	Overall	1400m	1200m	1000m	800m	600m	400m	200m
Section Times	1:33.84 [7] (0:10.47)	1:23.37 [7] (0:11.34)	1:12.03 [6] (0:11.35)	1:00.68 [7] (0:11.60)	0:49.08 [7] (0:12.10)	0:36.98 [8] (0:12.13)	0:24.85 [7] (0:12.38)	0:12.47 [7] (0:12.47)
Average Speed [km/h]	48.1	63.4	63.4	62.0	59.4	59.3	58.5	57.7
Top Speed [km/h]	62.8	65.3	64.8	63.5	60.2	60.3	59.2	59.2
Avg. Dist. to Rail [m]	3.8	0.7	0.3	0.2	0.5	0.5	1.8	2.3
Avg. Stride Freq. [Hz]	2.2	2.4	2.3	2.3	2.3	2.2	2.3	2.3
Avg. Stride Length [m]	5.9	7.3	7.7	7.6	7.3	7.4	7.2	7.1



- [ ] Ranking at each section and finish
- .-.- No data available at this section
- NA No data available



Horse/Jockey Name	Man Of Heart
Final Rank	8
Fastest Section Time (Section)	0:11.30 (1000m)
Top Speed [km/h] (Section)	65.2 (1000m)
Race State	Finished



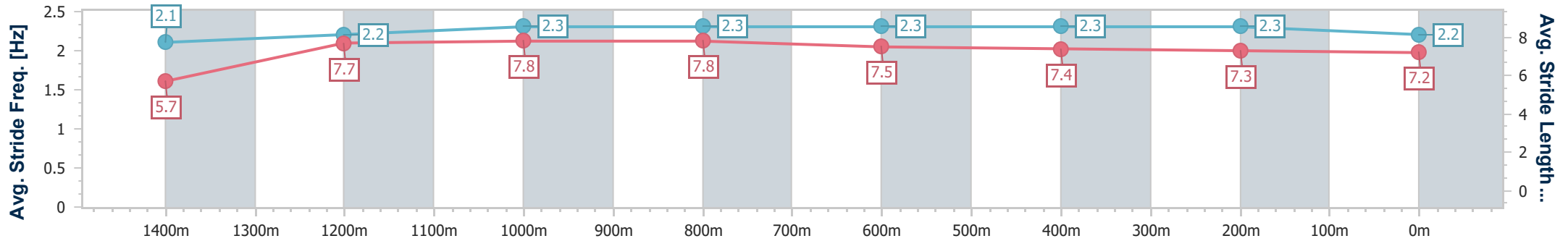
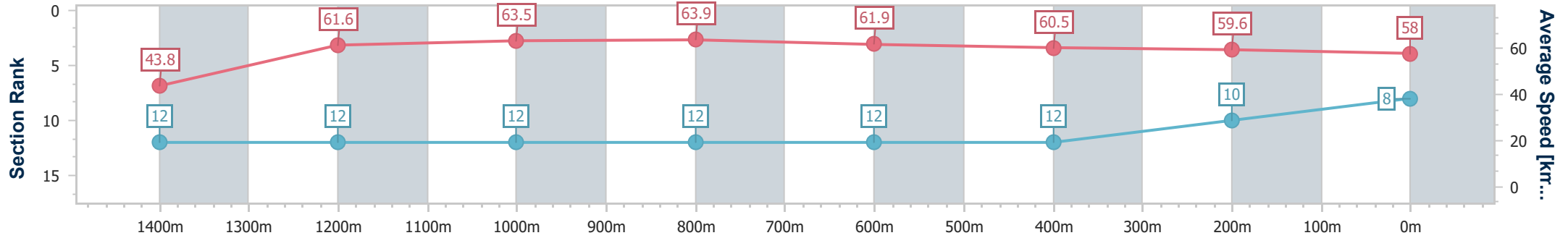
Aquis Park Gold Coast Poly QLD Professional  
Race 4: TURFCARE AUSTRALIA BENCHMARK 55 Handicap - 1540m



17 August 2024 - 14:19

Track Rating: Synthetic, Weather: Fine, Rail Position: True

Section	Overall	1400m	1200m	1000m	800m	600m	400m	200m
Section Times	1:34.00 [8] (0:11.48)	1:22.52 [12] (0:11.75)	1:10.77 [12] (0:11.37)	0:59.40 [12] (0:11.30)	0:48.10 [12] (0:11.61)	0:36.49 [12] (0:11.89)	0:24.60 [12] (0:12.16)	0:12.44 [10] (0:12.44)
Average Speed [km/h]	43.8	61.6	63.5	63.9	61.9	60.5	59.6	58.0
Top Speed [km/h]	61.7	63.0	64.1	65.2	62.7	61.9	60.3	59.5
Avg. Dist. to Rail [m]	4.5	0.6	2.4	1.7	0.3	0.5	3.3	6.8
Avg. Stride Freq. [Hz]	2.1	2.2	2.3	2.3	2.3	2.3	2.3	2.2
Avg. Stride Length [m]	5.7	7.7	7.8	7.8	7.5	7.4	7.3	7.2



- [ ] Ranking at each section and finish
- .-.- No data available at this section
- NA No data available



Horse/Jockey Name	The Wellian
Final Rank	9
Fastest Section Time (Section)	0:10.67 (Overall)
Top Speed [km/h] (Section)	65.0 (1200m)
Race State	Finished



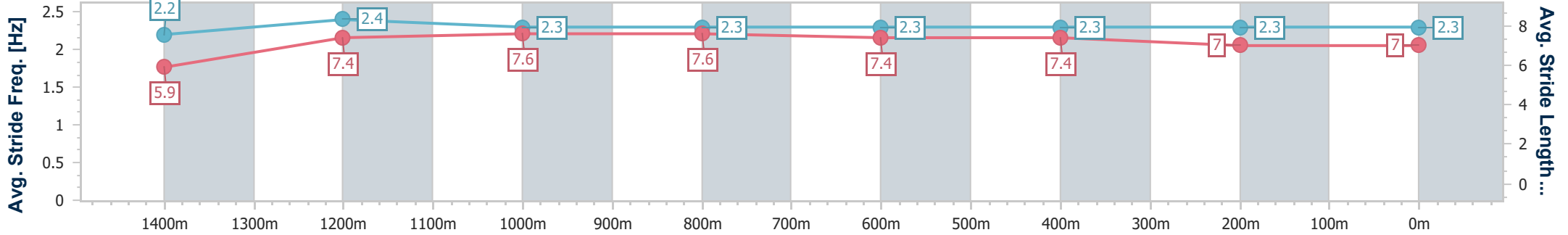
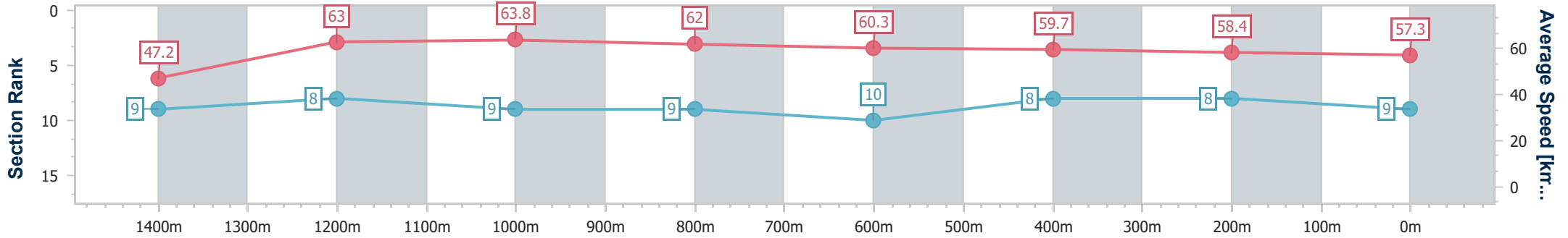
Aquis Park Gold Coast Poly QLD Professional  
Race 4: TURFCARE AUSTRALIA BENCHMARK 55 Handicap - 1540m



17 August 2024 - 14:19

Track Rating: Synthetic, Weather: Fine, Rail Position: True

Section	Overall	1400m	1200m	1000m	800m	600m	400m	200m
Section Times	1:34.09 [9] (0:10.67)	1:23.42 [9] (0:11.45)	1:11.97 [8] (0:11.26)	1:00.71 [9] (0:11.66)	0:49.05 [9] (0:11.91)	0:37.14 [10] (0:12.06)	0:25.08 [8] (0:12.40)	0:12.68 [8] (0:12.68)
Average Speed [km/h]	47.2	63.0	63.8	62.0	60.3	59.7	58.4	57.3
Top Speed [km/h]	64.6	64.9	65.0	62.4	61.9	61.7	59.5	58.5
Avg. Dist. to Rail [m]	2.8	0.3	0.7	0.2	0.3	0.8	3.0	5.4
Avg. Stride Freq. [Hz]	2.2	2.4	2.3	2.3	2.3	2.3	2.3	2.3
Avg. Stride Length [m]	5.9	7.4	7.6	7.6	7.4	7.4	7.0	7.0



- [ ] Ranking at each section and finish
- .-.- No data available at this section
- NA No data available



Horse/Jockey Name	Real Mint
Final Rank	10
Fastest Section Time (Section)	0:10.24 (Overall)
Top Speed [km/h] (Section)	66.2 (1400m)
Race State	Finished



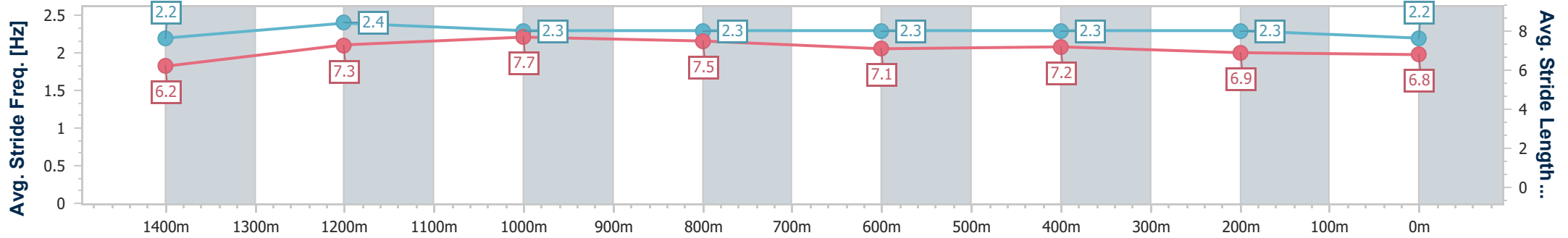
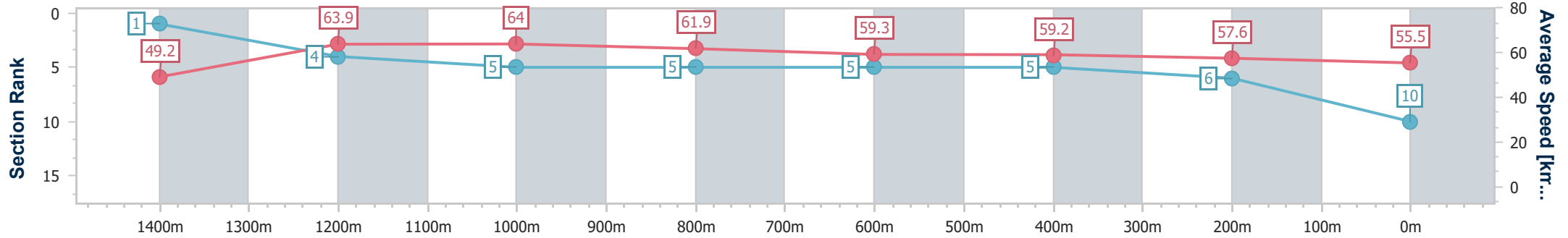
Aquis Park Gold Coast Poly QLD Professional  
Race 4: TURFCARE AUSTRALIA BENCHMARK 55 Handicap - 1540m



17 August 2024 - 14:19

Track Rating: Synthetic, Weather: Fine, Rail Position: True

Section	Overall	1400m	1200m	1000m	800m	600m	400m	200m
Section Times	1:34.31 [10] (0:10.24)	1:24.07 [1] (0:11.41)	1:12.66 [4] (0:11.31)	1:01.35 [5] (0:11.64)	0:49.71 [5] (0:12.08)	0:37.63 [5] (0:12.11)	0:25.52 [5] (0:12.49)	0:13.03 [6] (0:13.03)
Average Speed [km/h]	49.2	63.9	64.0	61.9	59.3	59.2	57.6	55.5
Top Speed [km/h]	66.0	66.2	65.2	64.0	60.6	60.5	59.0	56.6
Avg. Dist. to Rail [m]	2.9	1.9	1.8	1.7	0.7	1.1	1.3	1.3
Avg. Stride Freq. [Hz]	2.2	2.4	2.3	2.3	2.3	2.3	2.3	2.2
Avg. Stride Length [m]	6.2	7.3	7.7	7.5	7.1	7.2	6.9	6.8



- [ ] Ranking at each section and finish
- .-.- No data available at this section
- NA No data available





Horse/Jockey Name	Superargo
Final Rank	11
Fastest Section Time (Section)	0:10.60 (Overall)
Top Speed [km/h] (Section)	65.7 (1200m)
Race State	Finished



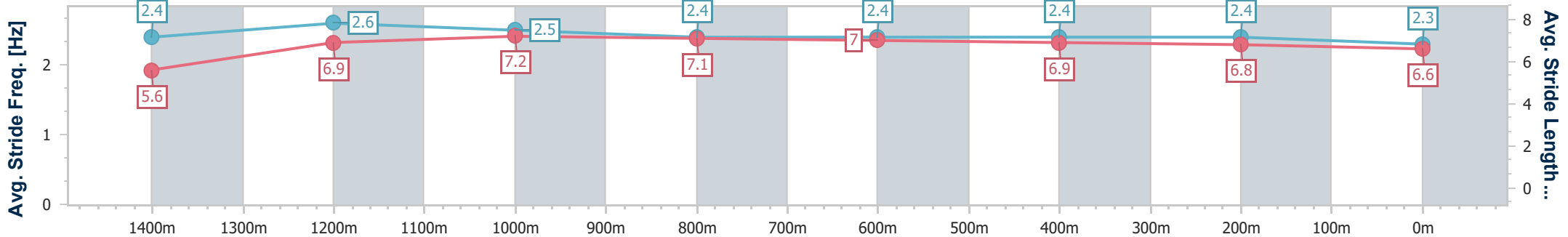
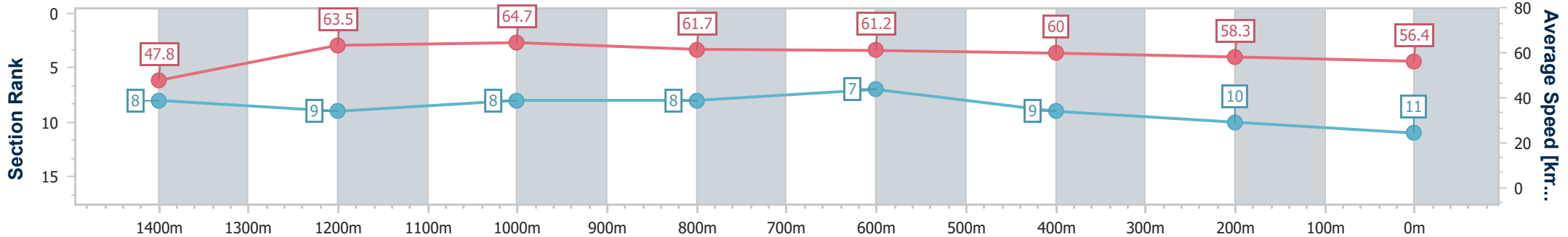
Aquis Park Gold Coast Poly QLD Professional  
Race 4: TURFCARE AUSTRALIA BENCHMARK 55 Handicap - 1540m



17 August 2024 - 14:19

Track Rating: Synthetic, Weather: Fine, Rail Position: True

Section	Overall	1400m	1200m	1000m	800m	600m	400m	200m
Section Times	1:34.41 [11] (0:10.60)	1:23.81 [8] (0:11.57)	1:12.24 [9] (0:11.14)	1:01.10 [8] (0:11.68)	0:49.42 [8] (0:11.87)	0:37.55 [7] (0:12.20)	0:25.35 [9] (0:12.50)	0:12.85 [10] (0:12.85)
Average Speed [km/h]	47.8	63.5	64.7	61.7	61.2	60.0	58.3	56.4
Top Speed [km/h]	61.8	65.6	65.7	62.9	62.6	61.5	59.6	57.7
Avg. Dist. to Rail [m]	9.1	2.7	1.4	0.7	1.8	3.1	5.4	6.6
Avg. Stride Freq. [Hz]	2.4	2.6	2.5	2.4	2.4	2.4	2.4	2.3
Avg. Stride Length [m]	5.6	6.9	7.2	7.1	7.0	6.9	6.8	6.6



- [ ] Ranking at each section and finish
- .-.- No data available at this section
- NA No data available



Horse/Jockey Name	Brief Sojourn
Final Rank	12
Fastest Section Time (Section)	0:10.83 (Overall)
Top Speed [km/h] (Section)	65.5 (1000m)
Race State	Finished



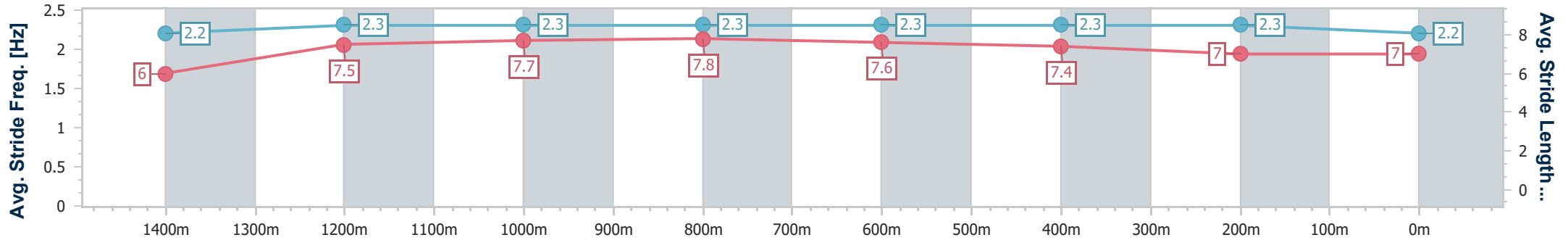
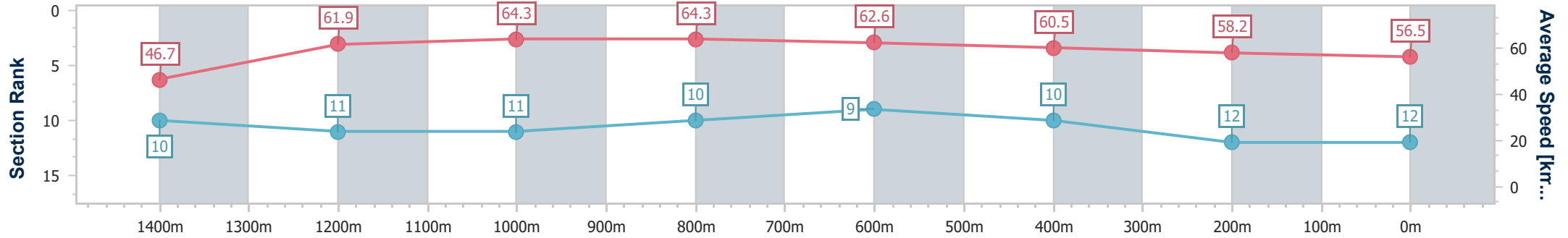
Aquis Park Gold Coast Poly QLD Professional  
Race 4: TURFCARE AUSTRALIA BENCHMARK 55 Handicap - 1540m



17 August 2024 - 14:19

Track Rating: Synthetic, Weather: Fine, Rail Position: True

Section	Overall	1400m	1200m	1000m	800m	600m	400m	200m
Section Times	1:34.47 [12] (0:10.83)	1:23.64 [10] (0:11.85)	1:11.79 [11] (0:11.17)	1:00.62 [11] (0:11.31)	0:49.31 [10] (0:11.74)	0:37.57 [9] (0:12.18)	0:25.39 [10] (0:12.53)	0:12.86 [12] (0:12.86)
Average Speed [km/h]	46.7	61.9	64.3	64.3	62.6	60.5	58.2	56.5
Top Speed [km/h]	59.8	63.9	64.8	65.5	63.6	61.7	59.6	57.4
Avg. Dist. to Rail [m]	7.9	2.6	3.8	3.8	3.7	4.5	6.6	8.1
Avg. Stride Freq. [Hz]	2.2	2.3	2.3	2.3	2.3	2.3	2.3	2.2
Avg. Stride Length [m]	6.0	7.5	7.7	7.8	7.6	7.4	7.0	7.0



- [ ] Ranking at each section and finish
- .-.- No data available at this section
- NA No data available



# Aquis Park Gold Coast Poly QLD Professional

## Race 5: ELITE SAND & SOIL BENCHMARK 65 Handicap - 1540m

17 August 2024 - 14:54



Track Rating: Synthetic, Weather: Fine, Rail Position: True

Section		Overall	1400m	1200m	1000m	800m	600m	400m	Last 600m				
Field Times		1:31.89 (0:10.13)	1:21.76 (0:11.71)	1:10.05 (0:11.29)	0:58.76 (0:11.17)	0:47.59 (0:11.50)	0:36.09 (0:11.60)	0:24.49 (0:11.88)	0:36.09				
Rank	TAB Horse/Jockey	Barrier	Top Speed [km/h]	Fastest Section									Distance Travelled [m]
1	6 Mенса Maestro Dan McGillivray	10	65.2 1000m	0:10.13 Overall	1:31.89 [1] (0:10.13)	1:21.76 [1] (0:11.71)	1:10.05 [1] (0:11.29)	0:58.76 [1] (0:11.17)	0:47.59 [1] (0:11.50)	0:36.09 [1] (0:11.60)	0:24.49 [1] (0:11.88)	0:36.09	
2	1 SILVER WARRIOR Jace McMurray	11	65.3 1000m	0:10.33 Overall	1:32.56 [2] (0:10.33)	1:22.23 [3] (0:11.74)	1:10.49 [3] (0:11.19)	0:59.30 [2] (0:11.17)	0:48.13 [2] (0:11.49)	0:36.64 [2] (0:11.75)	0:24.89 [2] (0:12.03)	0:36.64	+5
3	8 BAUHAUS Kirk Matheson	2	65.8 1200m	0:10.47 Overall	1:33.06 [3] (0:10.47)	1:22.59 [4] (0:11.84)	1:10.75 [5] (0:11.21)	0:59.54 [5] (0:11.19)	0:48.35 [4] (0:11.72)	0:36.63 [5] (0:11.75)	0:24.88 [3] (0:12.39)	0:36.63	+5
4	3 VIADELAMORE Sean Cormack	3	65.3 1000m	0:10.31 Overall	1:33.25 [4] (0:10.31)	1:22.94 [2] (0:11.81)	1:11.13 [4] (0:11.40)	0:59.73 [4] (0:11.24)	0:48.49 [5] (0:11.58)	0:36.91 [4] (0:11.90)	0:25.01 [4] (0:12.28)	0:36.91	-3
5	11 DUSTYIAM Amy Graham	7	65.3 1000m	0:10.52 Overall	1:34.83 [5] (0:10.52)	1:24.31 [5] (0:11.55)	1:12.76 [2] (0:11.21)	1:01.55 [3] (0:11.25)	0:50.30 [3] (0:11.71)	0:38.59 [3] (0:12.11)	0:26.48 [5] (0:12.80)	0:38.59	+9

Scratched: Matte Black (#9), Midnight Boom (#10), Singular (#7), Freddie (#2), Hit 'Em Up (#4), Hulkamania (#5)

[ ] Ranking at each section and finish  
 -:-:-:- No data available at this section  
 NA No data available

SCN Saddle cloth number  
 DNF Did not finish  
 DNT Did not track



**Aquis Park Gold Coast Poly QLD Professional**  
**Race 5: ELITE SAND & SOIL BENCHMARK 65 Handicap - 1540m**  
**17 August 2024 - 14:54**



Track Rating: Synthetic, Weather: Fine, Rail Position: True

Section				200m				Last 600m	
Field Times				0:12.61 (0:12.61)				0:36.09	
Rank	TAB	Horse/Jockey	Barrier	Top Speed [km/h]	Fastest Section	Margin			Distance Travelled [m]
1	6	<b>MENSA MAESTRO</b> Dan McGillivray	10	65.2 1000m	0:10.13 Overall	0:12.61 [1] (0:12.61)	1:31.89		0:36.09
2	1	<b>SILVER WARRIOR</b> Jace McMurray	11	65.3 1000m	0:10.33 Overall	0:12.86 [2] (0:12.86)	3.8L		0:36.64 +5
3	8	<b>BAUHAUS</b> Kirk Matheson	2	65.8 1200m	0:10.47 Overall	0:12.49 [4] (0:12.49)	6.6L		0:36.63 +5
4	3	<b>VIADELAMORE</b> Sean Cormack	3	65.3 1000m	0:10.31 Overall	0:12.73 [3] (0:12.73)	7.6L		0:36.91 -3
5	11	<b>DUSTYIAM</b> Amy Graham	7	65.3 1000m	0:10.52 Overall	0:13.68 [5] (0:13.68)	16.9L		0:38.59 +9

Scratched: Matte Black (#9), Midnight Boom (#10), Singular (#7), Freddie (#2), Hit 'Em Up (#4), Hulkamania (#5)

[ ] Ranking at each section and finish  
 -:-:-:- No data available at this section  
 NA No data available

SCN Saddle cloth number  
 DNF Did not finish  
 DNT Did not track



Horse/Jockey Name	Mensa Maestro
Final Rank	1
Fastest Section Time (Section)	0:10.13 (Overall)
Top Speed [km/h] (Section)	65.2 (1000m)
Race State	Finished



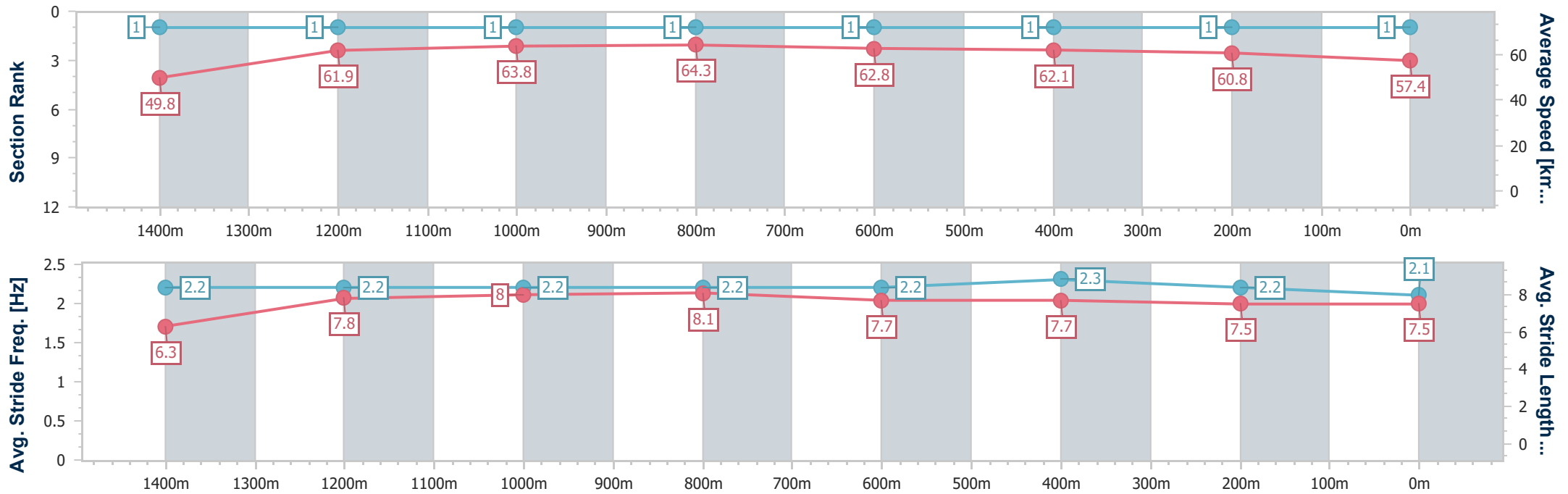
Aquis Park Gold Coast Poly QLD Professional  
Race 5: ELITE SAND & SOIL BENCHMARK 65 Handicap - 1540m



17 August 2024 - 14:54

Track Rating: Synthetic, Weather: Fine, Rail Position: True

Section	Overall	1400m	1200m	1000m	800m	600m	400m	200m
Section Times	1:31.89 [1] (0:10.13)	1:21.76 [1] (0:11.71)	1:10.05 [1] (0:11.29)	0:58.76 [1] (0:11.17)	0:47.59 [1] (0:11.50)	0:36.09 [1] (0:11.60)	0:24.49 [1] (0:11.88)	0:12.61 [1] (0:12.61)
Average Speed [km/h]	49.8	61.9	63.8	64.3	62.8	62.1	60.8	57.4
Top Speed [km/h]	64.3	63.9	64.6	65.2	63.9	63.6	62.2	59.8
Avg. Dist. to Rail [m]	3.8	0.9	0.9	0.4	0.6	0.8	1.1	2.8
Avg. Stride Freq. [Hz]	2.2	2.2	2.2	2.2	2.2	2.3	2.2	2.1
Avg. Stride Length [m]	6.3	7.8	8.0	8.1	7.7	7.7	7.5	7.5



- [ ] Ranking at each section and finish
- .-.- No data available at this section
- NA No data available



Horse/Jockey Name	Silver Warrior
Final Rank	2
Fastest Section Time (Section)	0:10.33 (Overall)
Top Speed [km/h] (Section)	65.3 (1000m)
Race State	Finished



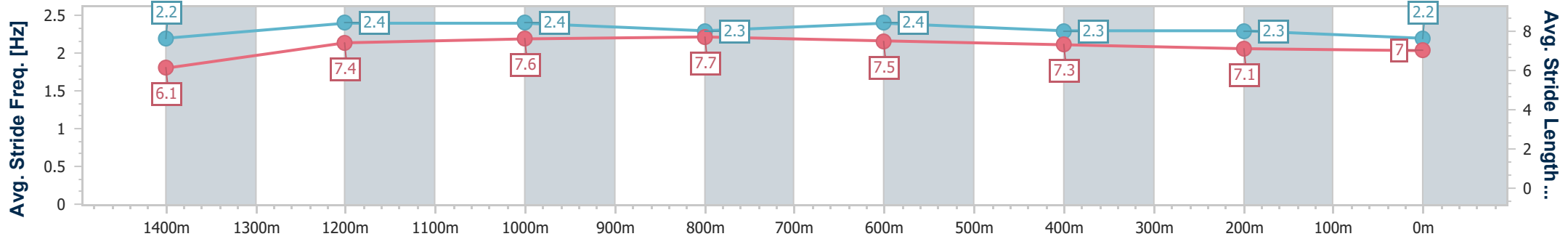
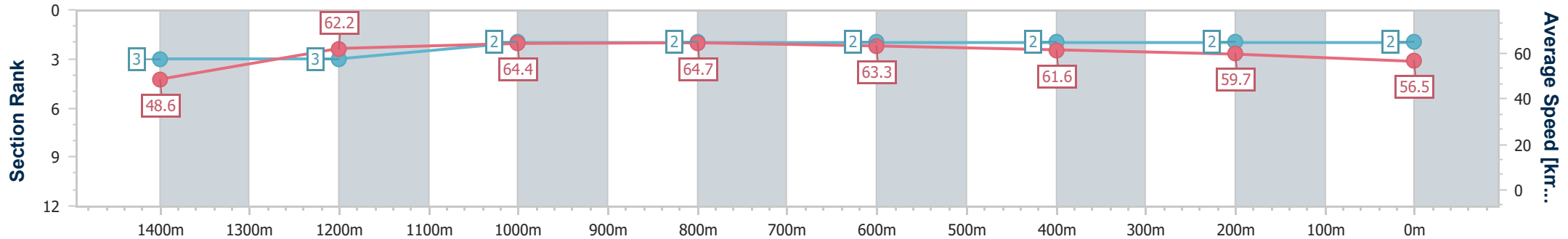
Aquis Park Gold Coast Poly QLD Professional  
Race 5: ELITE SAND & SOIL BENCHMARK 65 Handicap - 1540m



17 August 2024 - 14:54

Track Rating: Synthetic, Weather: Fine, Rail Position: True

Section	Overall	1400m	1200m	1000m	800m	600m	400m	200m
Section Times	1:32.56 [2] (0:10.33)	1:22.23 [3] (0:11.74)	1:10.49 [3] (0:11.19)	0:59.30 [2] (0:11.17)	0:48.13 [2] (0:11.49)	0:36.64 [2] (0:11.75)	0:24.89 [2] (0:12.03)	0:12.86 [2] (0:12.86)
Average Speed [km/h]	48.6	62.2	64.4	64.7	63.3	61.6	59.7	56.5
Top Speed [km/h]	62.0	63.5	64.8	65.3	63.9	63.1	60.7	58.3
Avg. Dist. to Rail [m]	5.2	1.8	2.2	1.9	1.9	1.6	1.5	3.4
Avg. Stride Freq. [Hz]	2.2	2.4	2.4	2.3	2.4	2.3	2.3	2.2
Avg. Stride Length [m]	6.1	7.4	7.6	7.7	7.5	7.3	7.1	7.0



- [ ] Ranking at each section and finish
- .-.- No data available at this section
- NA No data available



Horse/Jockey Name	Bauhaus
Final Rank	3
Fastest Section Time (Section)	0:10.47 (Overall)
Top Speed [km/h] (Section)	65.8 (1200m)
Race State	Finished



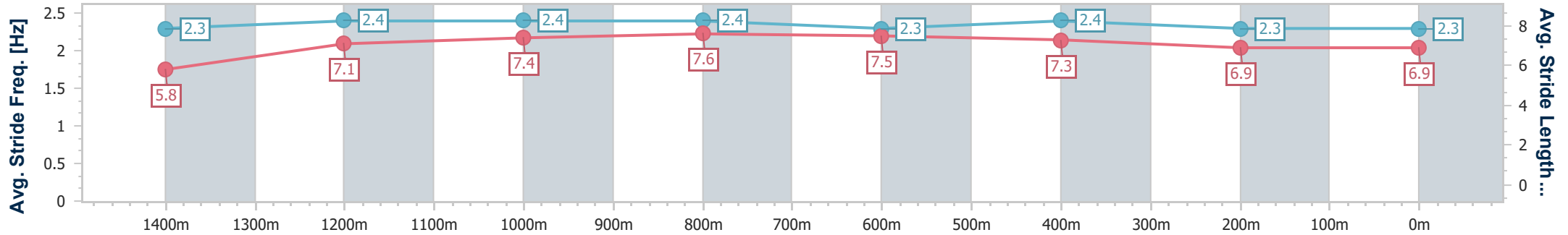
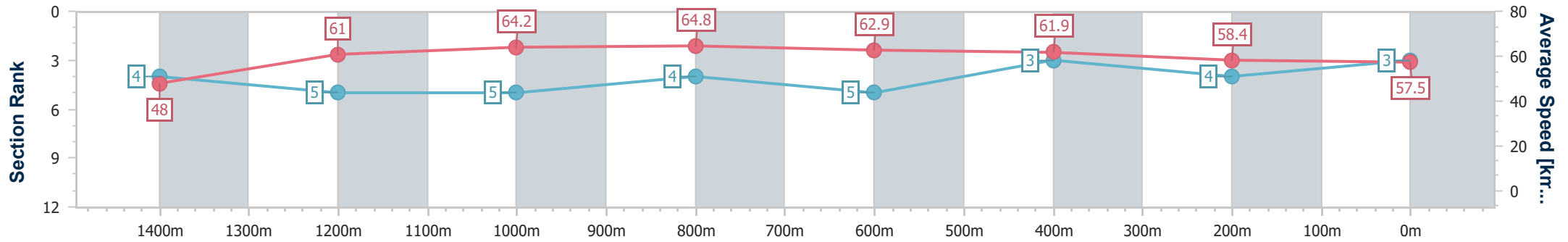
Aquis Park Gold Coast Poly QLD Professional  
Race 5: ELITE SAND & SOIL BENCHMARK 65 Handicap - 1540m



17 August 2024 - 14:54

Track Rating: Synthetic, Weather: Fine, Rail Position: True

Section	Overall	1400m	1200m	1000m	800m	600m	400m	200m
Section Times	1:33.06 [3] (0:10.47)	1:22.59 [4] (0:11.84)	1:10.75 [5] (0:11.21)	0:59.54 [5] (0:11.19)	0:48.35 [4] (0:11.72)	0:36.63 [5] (0:11.75)	0:24.88 [3] (0:12.39)	0:12.49 [4] (0:12.49)
Average Speed [km/h]	48.0	61.0	64.2	64.8	62.9	61.9	58.4	57.5
Top Speed [km/h]	62.6	63.0	65.8	65.4	63.7	63.6	60.2	59.8
Avg. Dist. to Rail [m]	2.4	0.4	1.7	2.3	3.7	2.6	3.4	4.9
Avg. Stride Freq. [Hz]	2.3	2.4	2.4	2.4	2.3	2.4	2.3	2.3
Avg. Stride Length [m]	5.8	7.1	7.4	7.6	7.5	7.3	6.9	6.9



- [ ] Ranking at each section and finish
- .-.-.- No data available at this section
- NA No data available



Horse/Jockey Name	Viadelamore
Final Rank	4
Fastest Section Time (Section)	0:10.31 (Overall)
Top Speed [km/h] (Section)	65.3 (1000m)
Race State	Finished



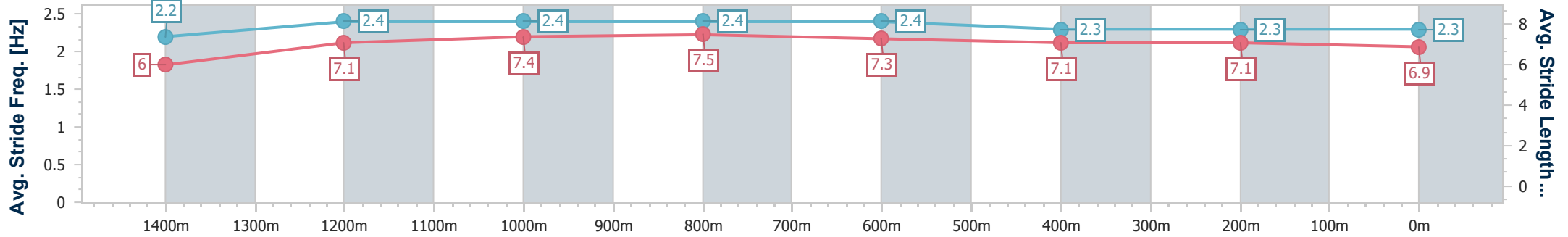
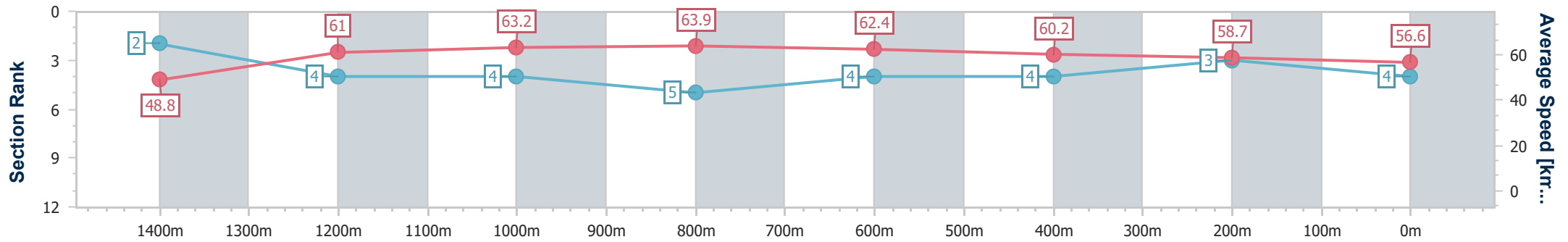
Aquis Park Gold Coast Poly QLD Professional  
Race 5: ELITE SAND & SOIL BENCHMARK 65 Handicap - 1540m



17 August 2024 - 14:54

Track Rating: Synthetic, Weather: Fine, Rail Position: True

Section	Overall	1400m	1200m	1000m	800m	600m	400m	200m
Section Times	1:33.25 [4] (0:10.31)	1:22.94 [2] (0:11.81)	1:11.13 [4] (0:11.40)	0:59.73 [4] (0:11.24)	0:48.49 [5] (0:11.58)	0:36.91 [4] (0:11.90)	0:25.01 [4] (0:12.28)	0:12.73 [3] (0:12.73)
Average Speed [km/h]	48.8	61.0	63.2	63.9	62.4	60.2	58.7	56.6
Top Speed [km/h]	62.0	61.7	64.6	65.3	63.4	62.6	59.5	57.5
Avg. Dist. to Rail [m]	2.9	0.4	0.6	0.5	0.3	0.4	1.6	2.9
Avg. Stride Freq. [Hz]	2.2	2.4	2.4	2.4	2.4	2.3	2.3	2.3
Avg. Stride Length [m]	6.0	7.1	7.4	7.5	7.3	7.1	7.1	6.9



- [ ] Ranking at each section and finish
- .-.- No data available at this section
- NA No data available





Horse/Jockey Name	Dustyiam
Final Rank	5
Fastest Section Time (Section)	0:10.52 (Overall)
Top Speed [km/h] (Section)	65.3 (1000m)
Race State	Finished



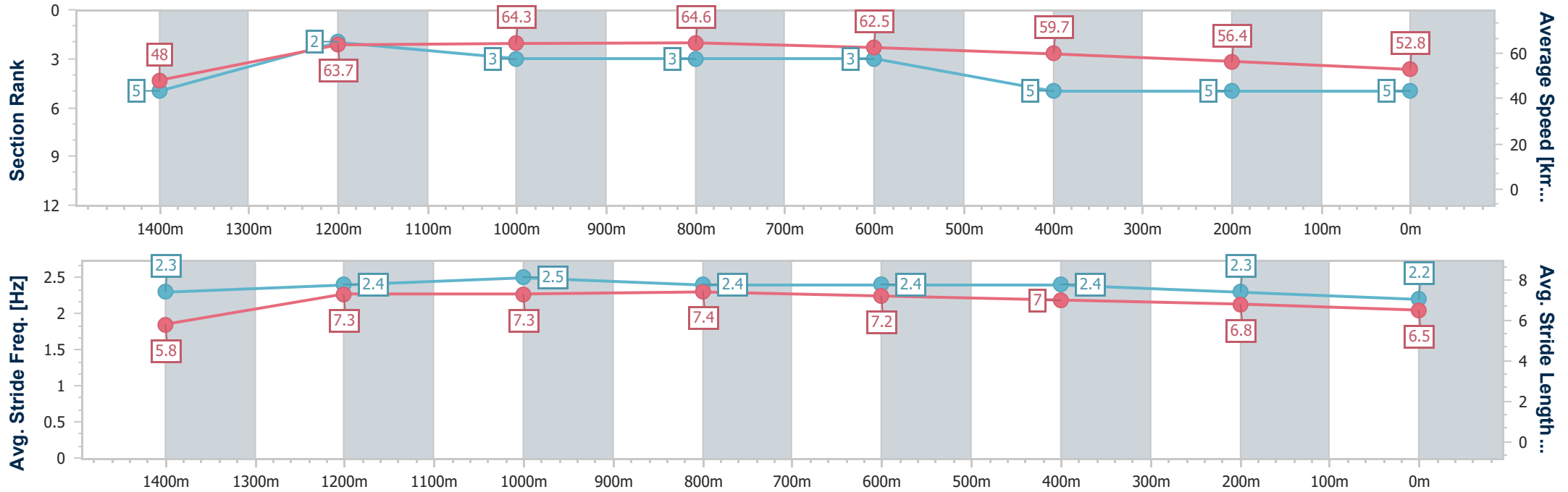
Aquis Park Gold Coast Poly QLD Professional  
Race 5: ELITE SAND & SOIL BENCHMARK 65 Handicap - 1540m



17 August 2024 - 14:54

Track Rating: Synthetic, Weather: Fine, Rail Position: True

Section	Overall	1400m	1200m	1000m	800m	600m	400m	200m
Section Times	1:34.83 [5] (0:10.52)	1:24.31 [5] (0:11.55)	1:12.76 [2] (0:11.21)	1:01.55 [3] (0:11.25)	0:50.30 [3] (0:11.71)	0:38.59 [3] (0:12.11)	0:26.48 [5] (0:12.80)	0:13.68 [5] (0:13.68)
Average Speed [km/h]	48.0	63.7	64.3	64.6	62.5	59.7	56.4	52.8
Top Speed [km/h]	64.3	64.9	65.2	65.3	64.3	61.9	57.9	54.7
Avg. Dist. to Rail [m]	3.6	2.8	4.2	3.5	2.8	1.4	1.5	2.8
Avg. Stride Freq. [Hz]	2.3	2.4	2.5	2.4	2.4	2.4	2.3	2.2
Avg. Stride Length [m]	5.8	7.3	7.3	7.4	7.2	7.0	6.8	6.5



- [ ] Ranking at each section and finish
- .-.- No data available at this section
- NA No data available



# Aquis Park Gold Coast Poly QLD Professional

## Race 6: FOLLOW @TURFTRAX BENCHMARK 58 Handicap - 1900m

17 August 2024 - 16:09



Track Rating: Synthetic, Weather: Fine, Rail Position: True

Section		Field Times												
Overall	1800m	1600m	1400m	1200m	1000m	800m	Last 600m							
1:56.25 (0:07.95)	1:48.30 (0:11.13)	1:37.17 (0:11.42)	1:25.75 (0:11.80)	1:13.95 (0:12.13)	1:01.82 (0:12.22)	0:49.60 (0:12.25)	0:37.35							
Rank	TAB	Horse/Jockey	Barrier	Top Speed [km/h]	Fastest Section								Distance Travelled [m]	
1	13	<b>BUMP'N'RUN</b> Amy Graham	5	66.4 1800m	0:08.02 Overall	1:56.25 [1] (0:08.02)	1:48.23 [2] (0:11.15)	1:37.08 [2] (0:11.35)	1:25.73 [3] (0:11.78)	1:13.95 [1] (0:12.13)	1:01.82 [1] (0:12.22)	0:49.60 [1] (0:12.25)	0:37.35	
2	3	<b>FIREBOLT</b> Paul Hammersley	14	64.3 1800m	0:08.60 Overall	1:56.42 [2] (0:08.60)	1:47.82 [11] (0:11.54)	1:36.28 [11] (0:11.65)	1:24.63 [12] (0:11.88)	1:12.75 [12] (0:12.09)	1:00.66 [12] (0:12.02)	0:48.64 [12] (0:12.06)	0:36.58	+20
3	1	<b>MAUI</b> Rob Thorburn	1	65.1 1800m	0:08.17 Overall	1:56.94 [3] (0:08.17)	1:48.77 [6] (0:11.27)	1:37.50 [4] (0:11.48)	1:26.02 [4] (0:11.89)	1:14.13 [4] (0:12.01)	1:02.12 [4] (0:12.17)	0:49.95 [5] (0:12.27)	0:37.68	+7
4	4	<b>INTENTIONAL LASS</b> Micheal Hellyer	12	64.6 1800m	0:08.11 Overall	1:56.99 [4] (0:08.11)	1:48.88 [5] (0:11.50)	1:37.38 [7] (0:11.61)	1:25.77 [7] (0:12.01)	1:13.76 [8] (0:11.90)	1:01.86 [6] (0:12.07)	0:49.79 [6] (0:12.31)	0:37.48	+22
5	5	<b>HELL FOLLOWS</b> Kirk Matheson	2	64.7 1800m	0:08.50 Overall	1:57.13 [5] (0:08.50)	1:48.63 [10] (0:11.39)	1:37.24 [10] (0:11.37)	1:25.87 [9] (0:11.86)	1:14.01 [7] (0:12.05)	1:01.96 [7] (0:12.13)	0:49.83 [7] (0:12.33)	0:37.50	+4
6	9	<b>MISSAYTER</b> Tiffani Brooker	9	66.8 1800m	0:07.95 Overall	1:57.24 [6] (0:07.95)	1:49.29 [1] (0:11.13)	1:38.16 [1] (0:11.42)	1:26.74 [1] (0:12.16)	1:14.58 [3] (0:12.11)	1:02.47 [3] (0:12.20)	0:50.27 [4] (0:12.36)	0:37.91	+12
7	14	<b>SIR ZINO</b> Stephen Cummins	6	64.9 1800m	0:08.02 Overall	1:57.35 [7] (0:08.02)	1:49.33 [3] (0:11.47)	1:37.86 [5] (0:11.65)	1:26.21 [6] (0:11.98)	1:14.23 [6] (0:12.06)	1:02.17 [8] (0:12.26)	0:49.91 [8] (0:12.38)	0:37.53	+17
8	10	<b>PAULI</b> Dan McGillivray	3	66.9 1800m	0:08.30 Overall	1:57.48 [8] (0:08.30)	1:49.18 [8] (0:11.33)	1:37.85 [8] (0:11.63)	1:26.22 [8] (0:12.02)	1:14.20 [9] (0:12.00)	1:02.20 [9] (0:12.32)	0:49.88 [9] (0:12.22)	0:37.66	+19
9	8	<b>SUPER FENKEL</b> Casey Waddell	4	65.8 1800m	0:08.35 Overall	1:57.49 [9] (0:08.35)	1:49.14 [9] (0:11.42)	1:37.72 [9] (0:11.76)	1:25.96 [10] (0:11.93)	1:14.03 [10] (0:12.06)	1:01.97 [11] (0:12.11)	0:49.86 [10] (0:12.32)	0:37.54	+18
10	15	<b>GINASUE</b> Girish Goomany	15	65.6 1800m	0:08.94 Overall	1:57.90 [10] (0:08.94)	1:48.96 [12] (0:11.31)	1:37.65 [12] (0:11.28)	1:26.37 [11] (0:11.93)	1:14.44 [11] (0:12.05)	1:02.39 [10] (0:12.24)	0:50.15 [11] (0:12.07)	0:38.08	+6

Scratched: Don Quixote (#6), My Girl Zarlle (#7), Real Mint (#12), Brief Sojourn (#16)

[ ] Ranking at each section and finish  
 -:-:- No data available at this section  
 NA No data available

SCN Saddle cloth number  
 DNF Did not finish  
 DNT Did not track



# Aquis Park Gold Coast Poly QLD Professional

## Race 6: FOLLOW @TURFTRAX BENCHMARK 58 Handicap - 1900m

17 August 2024 - 16:09



Track Rating: Synthetic, Weather: Fine, Rail Position: True

Section		Overall	1800m	1600m	1400m	1200m	1000m	800m	Last 600m					
Field Times		1:56.25 (0:07.95)	1:48.30 (0:11.13)	1:37.17 (0:11.42)	1:25.75 (0:11.80)	1:13.95 (0:12.13)	1:01.82 (0:12.22)	0:49.60 (0:12.25)	0:37.35					
Rank	TAB	Horse/Jockey	Barrier	Top Speed [km/h]	Fastest Section									Distance Travelled [m]
11	2	<b>NO MORE RED</b> Michael Cahill	7	65.9 1800m	0:08.23 Overall	1:57.90 [11] (0:08.23)	1:49.67 [7] (0:11.35)	1:38.32 [6] (0:11.49)	1:26.83 [5] (0:11.90)	1:14.93 [5] (0:11.86)	1:03.07 [5] (0:12.14)	0:50.93 [3] (0:12.28)	0:38.65	+19
12	11	<b>MAGIC OF MILLO</b> Michael Murphy	11	67.0 1800m	0:08.06 Overall	1:59.18 [12] (0:08.06)	1:51.12 [4] (0:11.13)	1:39.99 [3] (0:11.31)	1:28.68 [2] (0:11.85)	1:16.83 [2] (0:12.11)	1:04.72 [2] (0:12.28)	0:52.44 [2] (0:12.45)	0:39.99	+13

Scratched: Don Quixote (#6), My Girl Zarlle (#7), Real Mint (#12), Brief Sojourn (#16)

[ ] Ranking at each section and finish  
 -:-:-:- No data available at this section  
 NA No data available

SCN Saddle cloth number  
 DNF Did not finish  
 DNT Did not track



# Aquis Park Gold Coast Poly QLD Professional

## Race 6: FOLLOW @TURFTRAX BENCHMARK 58 Handicap - 1900m



17 August 2024 - 16:09

Track Rating: Synthetic, Weather: Fine, Rail Position: True

Section					600m	400m	200m				Last 600m
Field Times					0:37.35 (0:12.30)	0:25.05 (0:12.45)	0:12.60 (0:12.60)				0:37.35
Rank	TAB	Horse/Jockey	Barrier	Top Speed [km/h]	Fastest Section	Margin			Distance Travelled [m]		
1	13	<b>BUMP'N'RUN</b> Amy Graham	5	66.4 1800m	0:08.02 Overall	0:37.35 [1] (0:12.30)	0:25.05 [1] (0:12.45)	0:12.60 [1] (0:12.60)	1:56.25		0:37.35
2	3	<b>FIREBOLT</b> Paul Hammersley	14	64.3 1800m	0:08.60 Overall	0:36.58 [11] (0:12.29)	0:24.29 [9] (0:12.02)	0:12.27 [2] (0:12.27)	1L		0:36.58 +20
3	1	<b>MAUI</b> Rob Thorburn	1	65.1 1800m	0:08.17 Overall	0:37.68 [4] (0:12.41)	0:25.27 [2] (0:12.53)	0:12.74 [3] (0:12.74)	4L		0:37.68 +7
4	4	<b>INTENTIONAL LASS</b> Micheal Hellyer	12	64.6 1800m	0:08.11 Overall	0:37.48 [6] (0:12.39)	0:25.09 [3] (0:12.34)	0:12.75 [4] (0:12.75)	4.2L		0:37.48 +22
5	5	<b>HELL FOLLOWS</b> Kirk Matheson	2	64.7 1800m	0:08.50 Overall	0:37.50 [7] (0:12.36)	0:25.14 [5] (0:12.50)	0:12.64 [6] (0:12.64)	5L		0:37.50 +4
6	9	<b>MISSAYTER</b> Tiffani Brooker	9	66.8 1800m	0:07.95 Overall	0:37.91 [5] (0:12.78)	0:25.13 [8] (0:12.59)	0:12.54 [9] (0:12.54)	5.5L		0:37.91 +12
7	14	<b>SIR ZINO</b> Stephen Cummins	6	64.9 1800m	0:08.02 Overall	0:37.53 [8] (0:12.27)	0:25.26 [7] (0:12.33)	0:12.93 [5] (0:12.93)	6L		0:37.53 +17
8	10	<b>PAULI</b> Dan McGillivray	3	66.9 1800m	0:08.30 Overall	0:37.66 [9] (0:12.35)	0:25.31 [10] (0:12.50)	0:12.81 [8] (0:12.81)	6.8L		0:37.66 +19
9	8	<b>SUPER FENKEL</b> Casey Waddell	4	65.8 1800m	0:08.35 Overall	0:37.54 [12] (0:12.49)	0:25.05 [12] (0:12.46)	0:12.59 [11] (0:12.59)	6.9L		0:37.54 +18
10	15	<b>GINASUE</b> Girish Goomany	15	65.6 1800m	0:08.94 Overall	0:38.08 [10] (0:12.46)	0:25.62 [11] (0:12.61)	0:13.01 [10] (0:13.01)	9.2L		0:38.08 +6

Scratched: Don Quixote (#6), My Girl Zarlle (#7), Real Mint (#12), Brief Sojourn (#16)

[ ] Ranking at each section and finish  
 -:-:- No data available at this section  
 NA No data available

SCN Saddle cloth number  
 DNF Did not finish  
 DNT Did not track



**Aquis Park Gold Coast Poly QLD Professional**  
**Race 6: FOLLOW @TURFTRAX BENCHMARK 58 Handicap - 1900m**  
**17 August 2024 - 16:09**



Track Rating: Synthetic, Weather: Fine, Rail Position: True

Section		600m	400m	200m				Last 600m			
Field Times		0:37.35 (0:12.30)	0:25.05 (0:12.45)	0:12.60 (0:12.60)				0:37.35			
Rank	TAB	Horse/Jockey	Barrier	Top Speed [km/h]	Fastest Section	Margin			Distance Travelled [m]		
11	2	<b>NO MORE RED</b> Michael Cahill	7	65.9 1800m	0:08.23 Overall	0:38.65 [3] (0:12.70)	0:25.95 [4] (0:12.70)	0:13.25 [7] (0:13.25)	9.3L	0:38.65	+19
12	11	<b>MAGIC OF MILLO</b> Michael Murphy	11	67.0 1800m	0:08.06 Overall	0:39.99 [2] (0:12.83)	0:27.16 [6] (0:13.21)	0:13.95 [12] (0:13.95)	16.8L	0:39.99	+13

Scratched: Don Quixote (#6), My Girl Zarlle (#7), Real Mint (#12), Brief Sojourn (#16)

[ ] Ranking at each section and finish  
 -:-:-:- No data available at this section  
 NA No data available

SCN Saddle cloth number  
 DNF Did not finish  
 DNT Did not track



Horse/Jockey Name	Bump'n'run
Final Rank	1
Fastest Section Time (Section)	0:08.02 (Overall)
Top Speed [km/h] (Section)	66.4 (1800m)
Race State	Finished



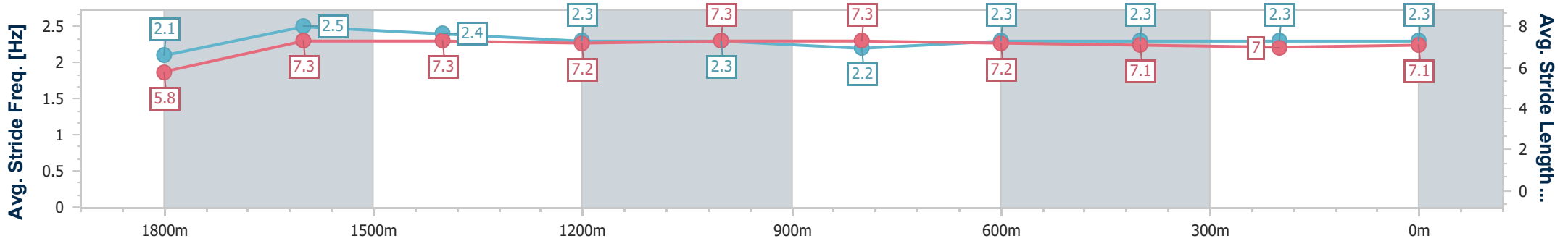
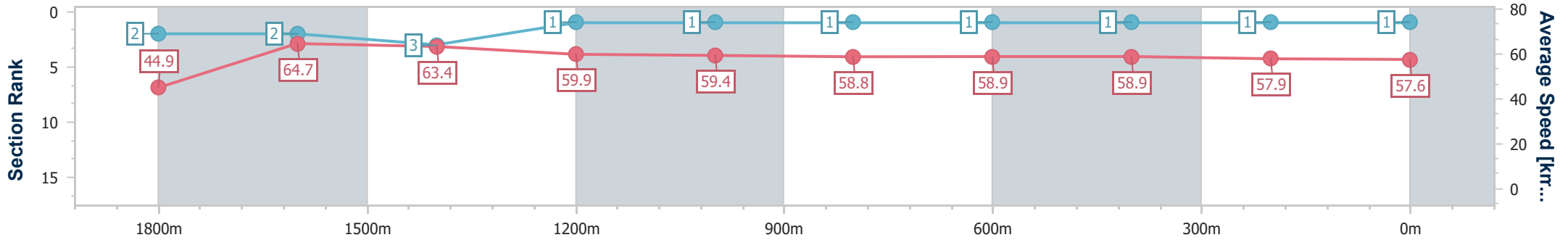
Aquis Park Gold Coast Poly QLD Professional  
Race 6: FOLLOW @TURFTRAX BENCHMARK 58 Handicap - 1900m



17 August 2024 - 16:09

Track Rating: Synthetic, Weather: Fine, Rail Position: True

Section	Overall	1800m	1600m	1400m	1200m	1000m	800m	600m	400m	200m
Section Times	1:56.25 [1] (0:08.02)	1:48.23 [2] (0:11.15)	1:37.08 [2] (0:11.35)	1:25.73 [3] (0:11.78)	1:13.95 [1] (0:12.13)	1:01.82 [1] (0:12.22)	0:49.60 [1] (0:12.25)	0:37.35 [1] (0:12.30)	0:25.05 [1] (0:12.45)	0:12.60 [1] (0:12.60)
Average Speed [km/h]	44.9	64.7	63.4	59.9	59.4	58.8	58.9	58.9	57.9	57.6
Top Speed [km/h]	60.9	66.4	64.8	62.3	59.9	59.5	59.8	59.9	58.8	57.8
Avg. Dist. to Rail [m]	4.2	1.7	0.6	2.5	1.4	0.6	0.8	1.2	1.3	1.3
Avg. Stride Freq. [Hz]	2.1	2.5	2.4	2.3	2.3	2.2	2.3	2.3	2.3	2.3
Avg. Stride Length [m]	5.8	7.3	7.3	7.2	7.3	7.3	7.2	7.1	7.0	7.1



- [ ] Ranking at each section and finish
- .-.- No data available at this section
- NA No data available



Horse/Jockey Name	Firebolt
Final Rank	2
Fastest Section Time (Section)	0:08.60 (Overall)
Top Speed [km/h] (Section)	64.3 (1800m)
Race State	Finished



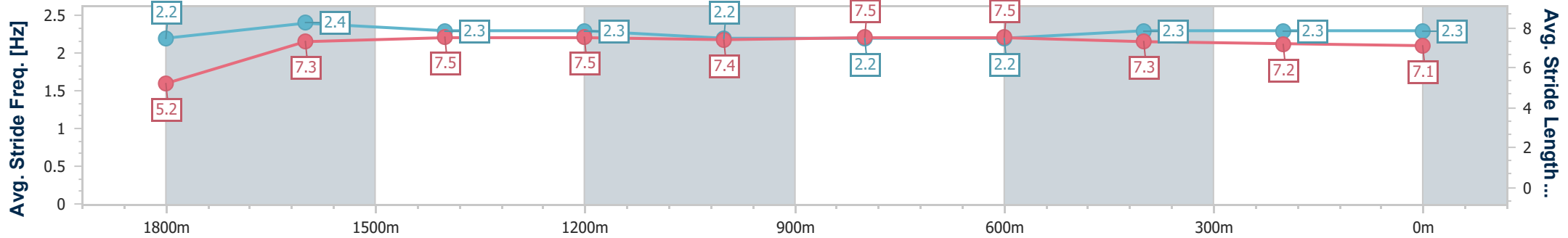
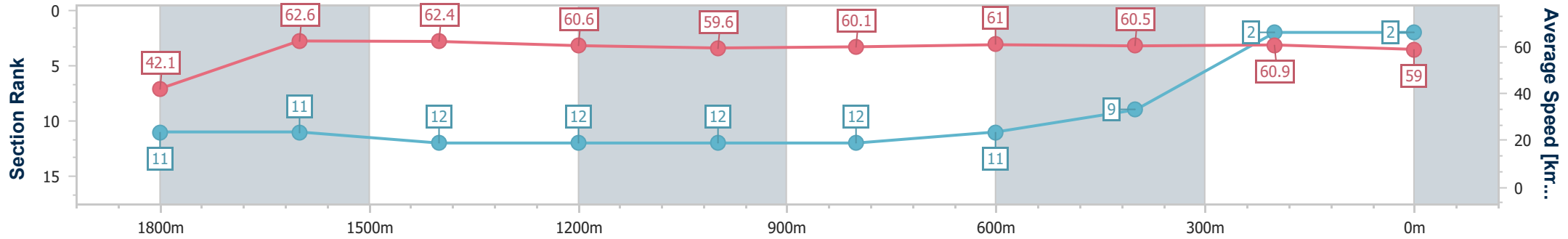
Aquis Park Gold Coast Poly QLD Professional  
Race 6: FOLLOW @TURFTRAX BENCHMARK 58 Handicap - 1900m



17 August 2024 - 16:09

Track Rating: Synthetic, Weather: Fine, Rail Position: True

Section	Overall	1800m	1600m	1400m	1200m	1000m	800m	600m	400m	200m
Section Times	1:56.42 [2] (0:08.60)	1:47.82 [11] (0:11.54)	1:36.28 [11] (0:11.65)	1:24.63 [12] (0:11.88)	1:12.75 [12] (0:12.09)	1:00.66 [12] (0:12.02)	0:48.64 [12] (0:12.06)	0:36.58 [11] (0:12.29)	0:24.29 [9] (0:12.02)	0:12.27 [2] (0:12.27)
Average Speed [km/h]	42.1	62.6	62.4	60.6	59.6	60.1	61.0	60.5	60.9	59.0
Top Speed [km/h]	58.9	64.3	63.8	62.0	60.3	61.7	63.2	61.4	61.6	60.2
Avg. Dist. to Rail [m]	8.9	2.5	1.8	0.5	1.2	1.8	3.5	5.9	8.4	5.9
Avg. Stride Freq. [Hz]	2.2	2.4	2.3	2.3	2.2	2.2	2.2	2.3	2.3	2.3
Avg. Stride Length [m]	5.2	7.3	7.5	7.5	7.4	7.5	7.5	7.3	7.2	7.1



- [ ] Ranking at each section and finish
- .-.- No data available at this section
- NA No data available



Horse/Jockey Name	Maui
Final Rank	3
Fastest Section Time (Section)	0:08.17 (Overall)
Top Speed [km/h] (Section)	65.1 (1800m)
Race State	Finished



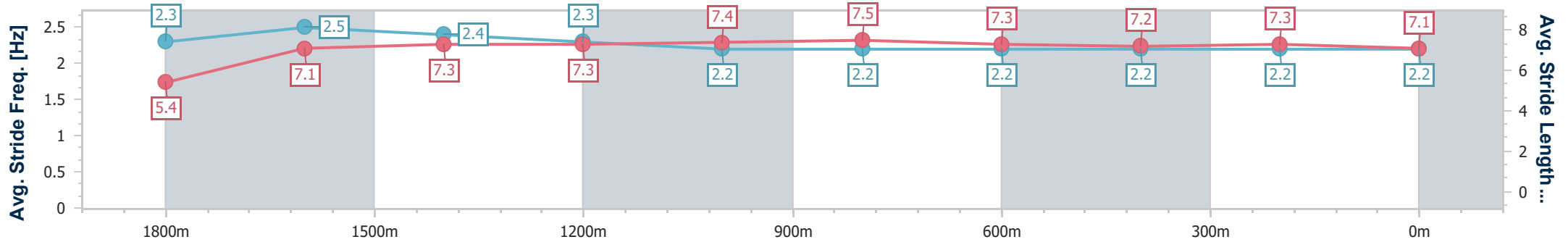
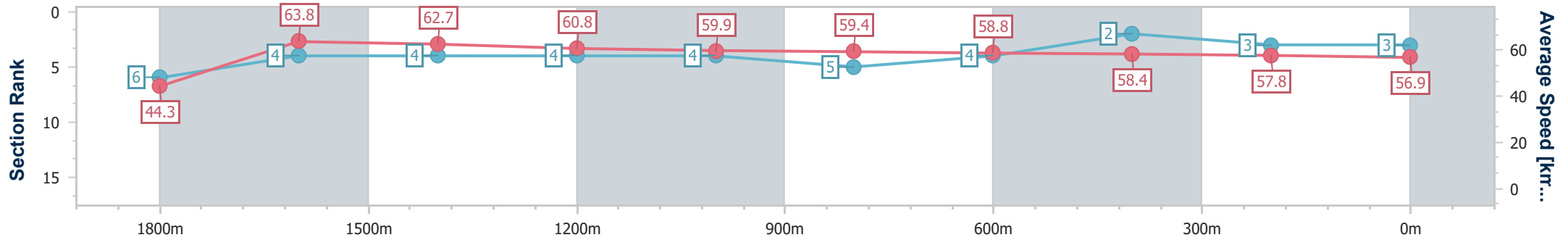
Aquis Park Gold Coast Poly QLD Professional  
Race 6: FOLLOW @TURFTRAX BENCHMARK 58 Handicap - 1900m



17 August 2024 - 16:09

Track Rating: Synthetic, Weather: Fine, Rail Position: True

Section	Overall	1800m	1600m	1400m	1200m	1000m	800m	600m	400m	200m
Section Times	1:56.94 [3] (0:08.17)	1:48.77 [6] (0:11.27)	1:37.50 [4] (0:11.48)	1:26.02 [4] (0:11.89)	1:14.13 [4] (0:12.01)	1:02.12 [4] (0:12.17)	0:49.95 [5] (0:12.27)	0:37.68 [4] (0:12.41)	0:25.27 [2] (0:12.53)	0:12.74 [3] (0:12.74)
Average Speed [km/h]	44.3	63.8	62.7	60.8	59.9	59.4	58.8	58.4	57.8	56.9
Top Speed [km/h]	60.6	65.1	63.9	62.2	61.1	60.0	59.4	59.3	58.2	57.9
Avg. Dist. to Rail [m]	1.1	0.4	0.7	0.4	1.0	0.7	0.8	1.2	2.2	2.6
Avg. Stride Freq. [Hz]	2.3	2.5	2.4	2.3	2.2	2.2	2.2	2.2	2.2	2.2
Avg. Stride Length [m]	5.4	7.1	7.3	7.3	7.4	7.5	7.3	7.2	7.3	7.1



- [ ] Ranking at each section and finish
- .-.- No data available at this section
- NA No data available





Horse/Jockey Name	Intentional Lass
Final Rank	4
Fastest Section Time (Section)	0:08.11 (Overall)
Top Speed [km/h] (Section)	64.6 (1800m)
Race State	Finished



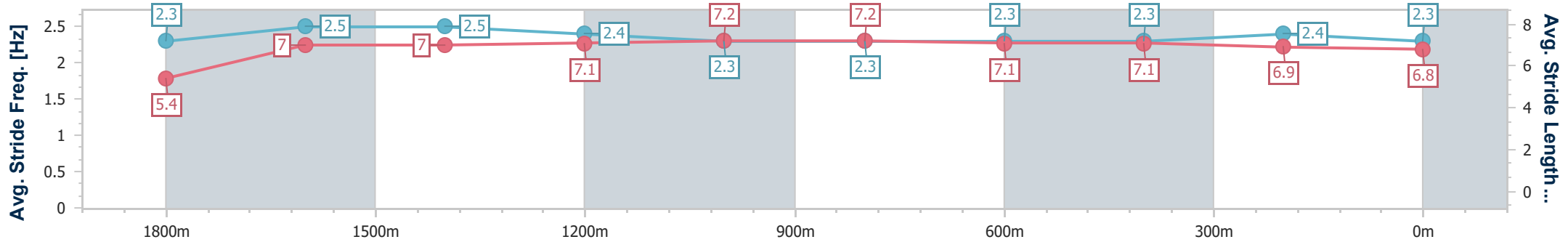
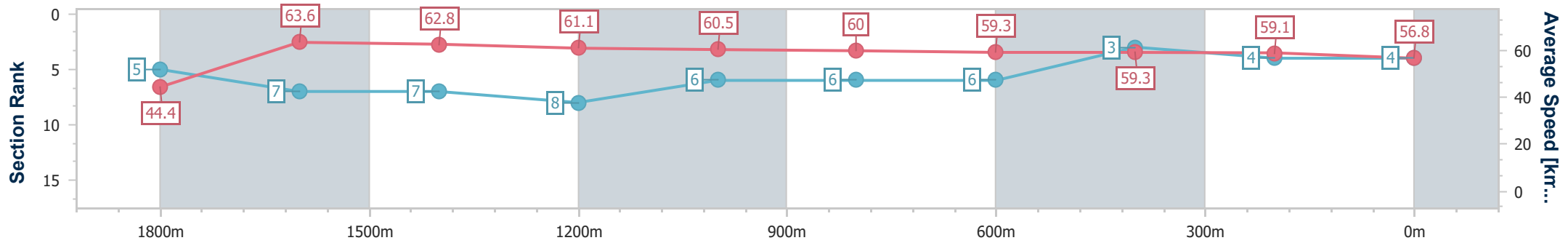
Aquis Park Gold Coast Poly QLD Professional  
Race 6: FOLLOW @TURFTRAX BENCHMARK 58 Handicap - 1900m



17 August 2024 - 16:09

Track Rating: Synthetic, Weather: Fine, Rail Position: True

Section	Overall	1800m	1600m	1400m	1200m	1000m	800m	600m	400m	200m
Section Times	1:56.99 [4] (0:08.11)	1:48.88 [5] (0:11.50)	1:37.38 [7] (0:11.61)	1:25.77 [7] (0:12.01)	1:13.76 [8] (0:11.90)	1:01.86 [6] (0:12.07)	0:49.79 [6] (0:12.31)	0:37.48 [6] (0:12.39)	0:25.09 [3] (0:12.34)	0:12.75 [4] (0:12.75)
Average Speed [km/h]	44.4	63.6	62.8	61.1	60.5	60.0	59.3	59.3	59.1	56.8
Top Speed [km/h]	60.0	64.6	64.0	62.1	61.1	60.8	60.7	60.2	60.4	58.7
Avg. Dist. to Rail [m]	9.8	5.5	3.2	2.7	3.3	2.8	2.8	3.7	5.3	4.4
Avg. Stride Freq. [Hz]	2.3	2.5	2.5	2.4	2.3	2.3	2.3	2.3	2.4	2.3
Avg. Stride Length [m]	5.4	7.0	7.0	7.1	7.2	7.2	7.1	7.1	6.9	6.8



- [ ] Ranking at each section and finish
- .-.- No data available at this section
- NA No data available



Horse/Jockey Name	Hell Follows
Final Rank	5
Fastest Section Time (Section)	0:08.50 (Overall)
Top Speed [km/h] (Section)	64.7 (1800m)
Race State	Finished



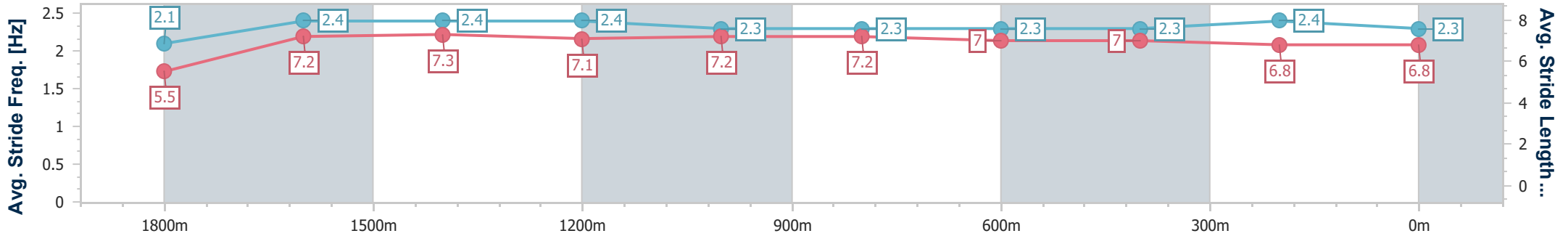
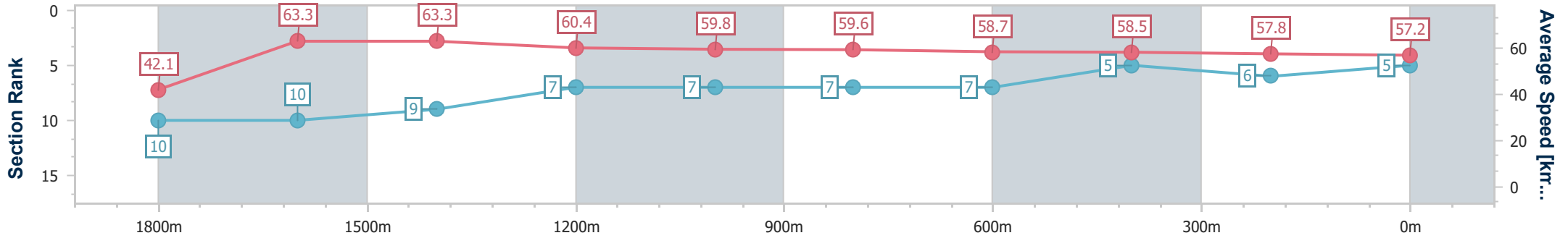
Aquis Park Gold Coast Poly QLD Professional  
Race 6: FOLLOW @TURFTRAX BENCHMARK 58 Handicap - 1900m



17 August 2024 - 16:09

Track Rating: Synthetic, Weather: Fine, Rail Position: True

Section	Overall	1800m	1600m	1400m	1200m	1000m	800m	600m	400m	200m
Section Times	1:57.13 [5] (0:08.50)	1:48.63 [10] (0:11.39)	1:37.24 [10] (0:11.37)	1:25.87 [9] (0:11.86)	1:14.01 [7] (0:12.05)	1:01.96 [7] (0:12.13)	0:49.83 [7] (0:12.33)	0:37.50 [7] (0:12.36)	0:25.14 [5] (0:12.50)	0:12.64 [6] (0:12.64)
Average Speed [km/h]	42.1	63.3	63.3	60.4	59.8	59.6	58.7	58.5	57.8	57.2
Top Speed [km/h]	60.3	64.7	64.2	61.3	60.8	60.1	60.0	60.2	58.7	58.1
Avg. Dist. to Rail [m]	1.6	0.5	0.3	0.4	0.7	1.3	1.4	1.0	1.6	3.0
Avg. Stride Freq. [Hz]	2.1	2.4	2.4	2.4	2.3	2.3	2.3	2.3	2.4	2.3
Avg. Stride Length [m]	5.5	7.2	7.3	7.1	7.2	7.2	7.0	7.0	6.8	6.8



- [ ] Ranking at each section and finish
- .-.- No data available at this section
- NA No data available



Horse/Jockey Name	Missayter
Final Rank	6
Fastest Section Time (Section)	0:07.95 (Overall)
Top Speed [km/h] (Section)	66.8 (1800m)
Race State	Finished



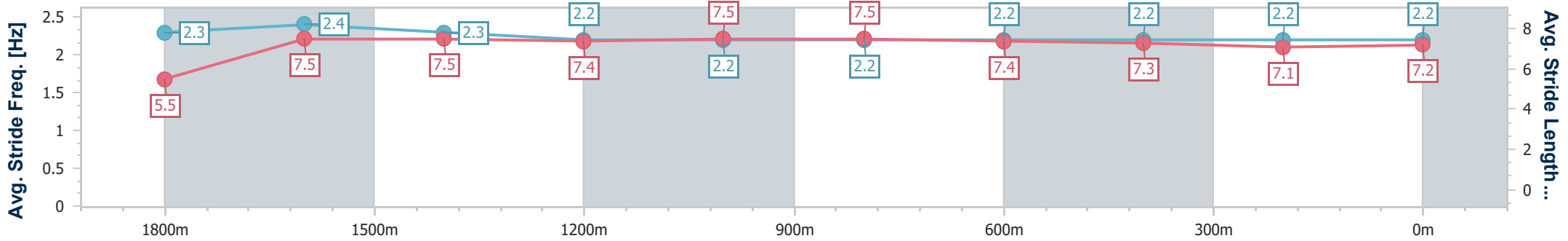
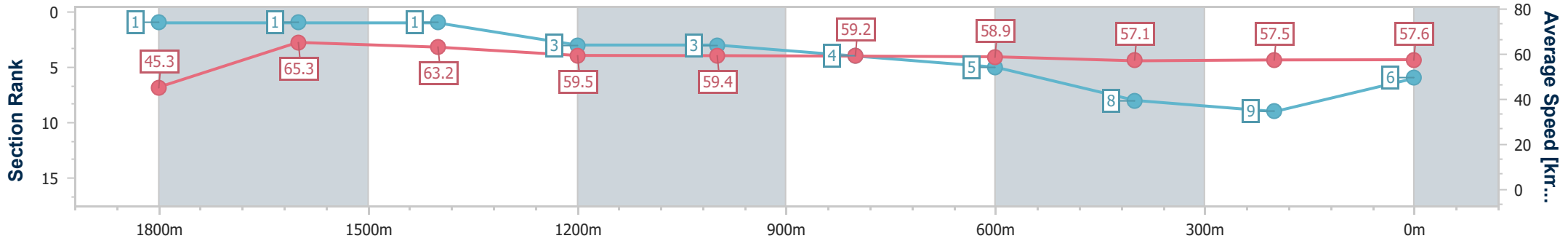
Aquis Park Gold Coast Poly QLD Professional  
Race 6: FOLLOW @TURFTRAX BENCHMARK 58 Handicap - 1900m



17 August 2024 - 16:09

Track Rating: Synthetic, Weather: Fine, Rail Position: True

Section	Overall	1800m	1600m	1400m	1200m	1000m	800m	600m	400m	200m
Section Times	1:57.24 [6] (0:07.95)	1:49.29 [1] (0:11.13)	1:38.16 [1] (0:11.42)	1:26.74 [1] (0:12.16)	1:14.58 [3] (0:12.11)	1:02.47 [3] (0:12.20)	0:50.27 [4] (0:12.36)	0:37.91 [5] (0:12.78)	0:25.13 [8] (0:12.59)	0:12.54 [9] (0:12.54)
Average Speed [km/h]	45.3	65.3	63.2	59.5	59.4	59.2	58.9	57.1	57.5	57.6
Top Speed [km/h]	62.0	66.8	64.4	62.5	60.1	60.6	59.5	59.3	59.0	58.1
Avg. Dist. to Rail [m]	8.0	4.4	1.2	0.7	1.7	1.5	2.1	2.4	2.4	1.6
Avg. Stride Freq. [Hz]	2.3	2.4	2.3	2.2	2.2	2.2	2.2	2.2	2.2	2.2
Avg. Stride Length [m]	5.5	7.5	7.5	7.4	7.5	7.5	7.4	7.3	7.1	7.2



- [ ] Ranking at each section and finish
- .-.- No data available at this section
- NA No data available



Horse/Jockey Name	Sir Zino
Final Rank	7
Fastest Section Time (Section)	0:08.02 (Overall)
Top Speed [km/h] (Section)	64.9 (1800m)
Race State	Finished



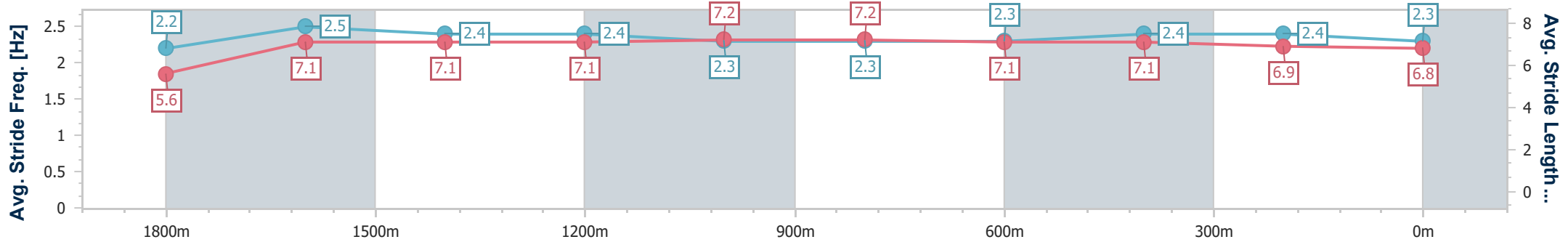
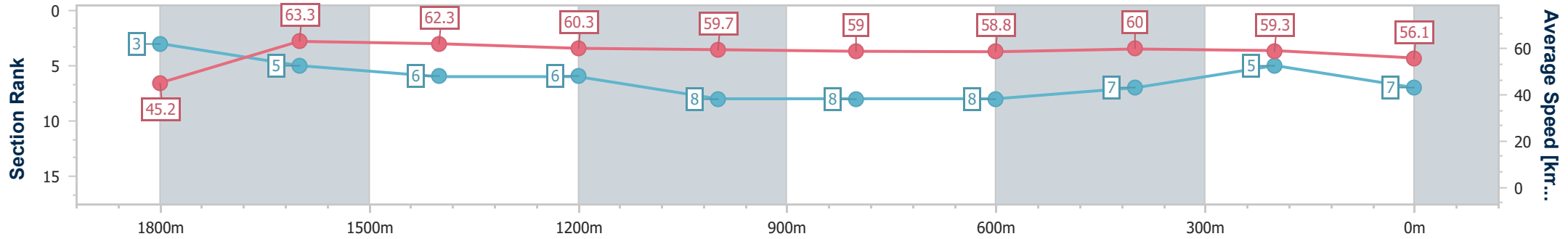
Aquis Park Gold Coast Poly QLD Professional  
Race 6: FOLLOW @TURFTRAX BENCHMARK 58 Handicap - 1900m



17 August 2024 - 16:09

Track Rating: Synthetic, Weather: Fine, Rail Position: True

Section	Overall	1800m	1600m	1400m	1200m	1000m	800m	600m	400m	200m
Section Times	1:57.35 [7] (0:08.02)	1:49.33 [3] (0:11.47)	1:37.86 [5] (0:11.65)	1:26.21 [6] (0:11.98)	1:14.23 [6] (0:12.06)	1:02.17 [8] (0:12.26)	0:49.91 [8] (0:12.38)	0:37.53 [8] (0:12.27)	0:25.26 [7] (0:12.33)	0:12.93 [5] (0:12.93)
Average Speed [km/h]	45.2	63.3	62.3	60.3	59.7	59.0	58.8	60.0	59.3	56.1
Top Speed [km/h]	62.2	64.9	63.1	63.1	60.3	60.3	60.0	61.6	60.1	57.8
Avg. Dist. to Rail [m]	6.2	3.6	1.6	0.7	0.9	0.8	2.5	4.6	5.8	5.4
Avg. Stride Freq. [Hz]	2.2	2.5	2.4	2.4	2.3	2.3	2.3	2.4	2.4	2.3
Avg. Stride Length [m]	5.6	7.1	7.1	7.1	7.2	7.2	7.1	7.1	6.9	6.8



- [ ] Ranking at each section and finish
- .-.- No data available at this section
- NA No data available



Horse/Jockey Name	Pauli
Final Rank	8
Fastest Section Time (Section)	0:08.30 (Overall)
Top Speed [km/h] (Section)	66.9 (1800m)
Race State	Finished



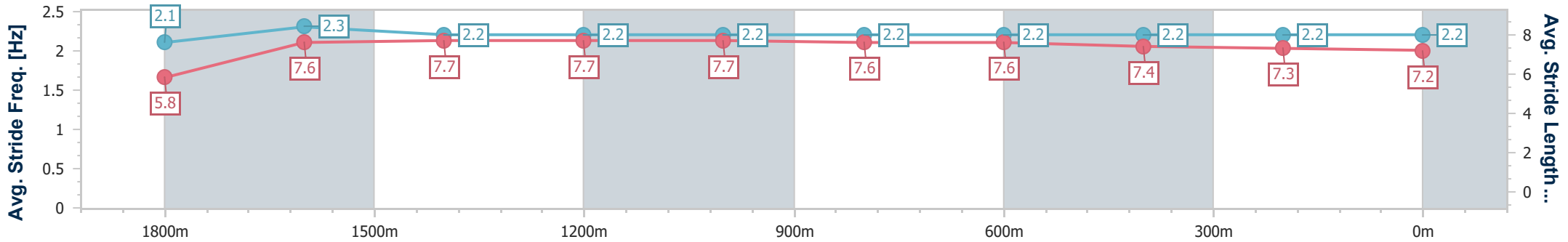
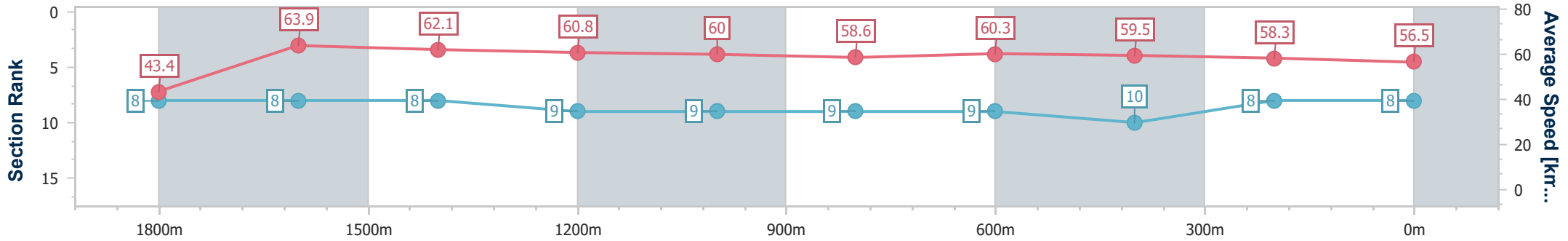
Aquis Park Gold Coast Poly QLD Professional  
Race 6: FOLLOW @TURFTRAX BENCHMARK 58 Handicap - 1900m



17 August 2024 - 16:09

Track Rating: Synthetic, Weather: Fine, Rail Position: True

Section	Overall	1800m	1600m	1400m	1200m	1000m	800m	600m	400m	200m
Section Times	1:57.48 [8] (0:08.30)	1:49.18 [8] (0:11.33)	1:37.85 [8] (0:11.63)	1:26.22 [8] (0:12.02)	1:14.20 [9] (0:12.00)	1:02.20 [9] (0:12.32)	0:49.88 [9] (0:12.22)	0:37.66 [9] (0:12.35)	0:25.31 [10] (0:12.50)	0:12.81 [8] (0:12.81)
Average Speed [km/h]	43.4	63.9	62.1	60.8	60.0	58.6	60.3	59.5	58.3	56.5
Top Speed [km/h]	61.4	66.9	63.5	61.4	60.9	60.2	61.4	61.6	59.4	57.6
Avg. Dist. to Rail [m]	2.8	1.2	2.0	1.7	1.4	1.9	3.9	4.4	5.7	6.9
Avg. Stride Freq. [Hz]	2.1	2.3	2.2	2.2	2.2	2.2	2.2	2.2	2.2	2.2
Avg. Stride Length [m]	5.8	7.6	7.7	7.7	7.7	7.6	7.6	7.4	7.3	7.2



- [ ] Ranking at each section and finish
- .-.- No data available at this section
- NA No data available



Horse/Jockey Name	Super Fenkel
Final Rank	9
Fastest Section Time (Section)	0:08.35 (Overall)
Top Speed [km/h] (Section)	65.8 (1800m)
Race State	Finished



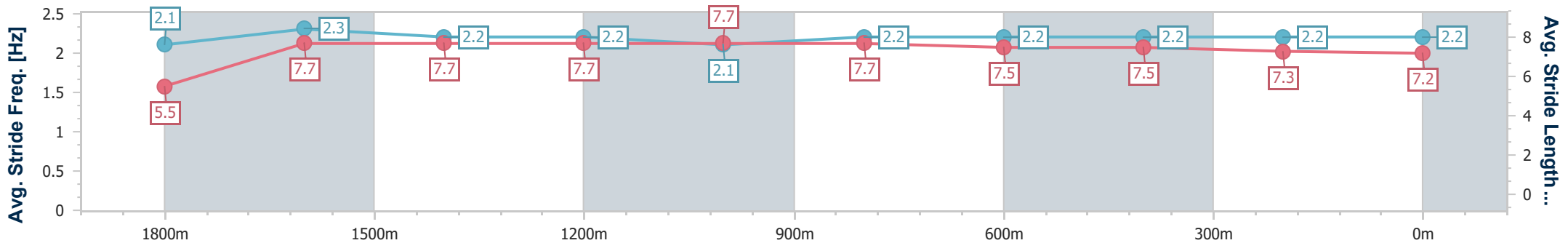
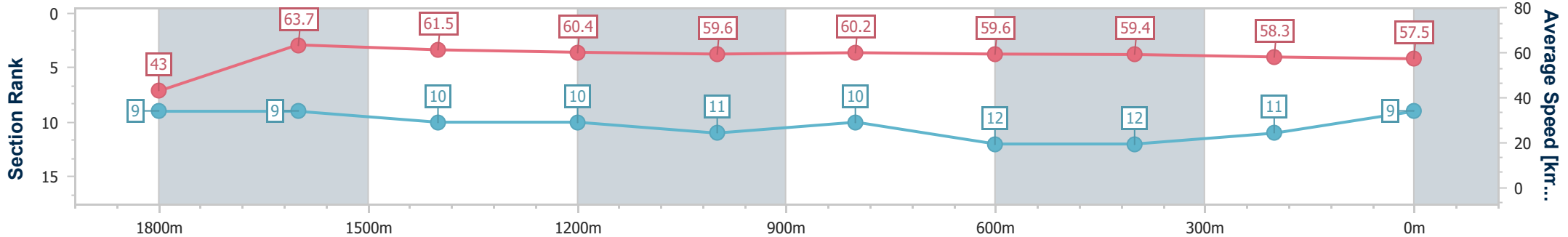
Aquis Park Gold Coast Poly QLD Professional  
Race 6: FOLLOW @TURFTRAX BENCHMARK 58 Handicap - 1900m



17 August 2024 - 16:09

Track Rating: Synthetic, Weather: Fine, Rail Position: True

Section	Overall	1800m	1600m	1400m	1200m	1000m	800m	600m	400m	200m
Section Times	1:57.49 [9] (0:08.35)	1:49.14 [9] (0:11.42)	1:37.72 [9] (0:11.76)	1:25.96 [10] (0:11.93)	1:14.03 [10] (0:12.06)	1:01.97 [11] (0:12.11)	0:49.86 [10] (0:12.32)	0:37.54 [12] (0:12.49)	0:25.05 [12] (0:12.46)	0:12.59 [11] (0:12.59)
Average Speed [km/h]	43.0	63.7	61.5	60.4	59.6	60.2	59.6	59.4	58.3	57.5
Top Speed [km/h]	61.6	65.8	63.0	62.4	60.7	61.1	60.3	60.4	59.5	58.3
Avg. Dist. to Rail [m]	3.7	2.5	1.2	0.4	2.0	2.3	4.1	5.6	5.9	9.3
Avg. Stride Freq. [Hz]	2.1	2.3	2.2	2.2	2.1	2.2	2.2	2.2	2.2	2.2
Avg. Stride Length [m]	5.5	7.7	7.7	7.7	7.7	7.7	7.5	7.5	7.3	7.2



- [ ] Ranking at each section and finish
- .-.- No data available at this section
- NA No data available



Horse/Jockey Name	Ginasue
Final Rank	10
Fastest Section Time (Section)	0:08.94 (Overall)
Top Speed [km/h] (Section)	65.6 (1800m)
Race State	Finished



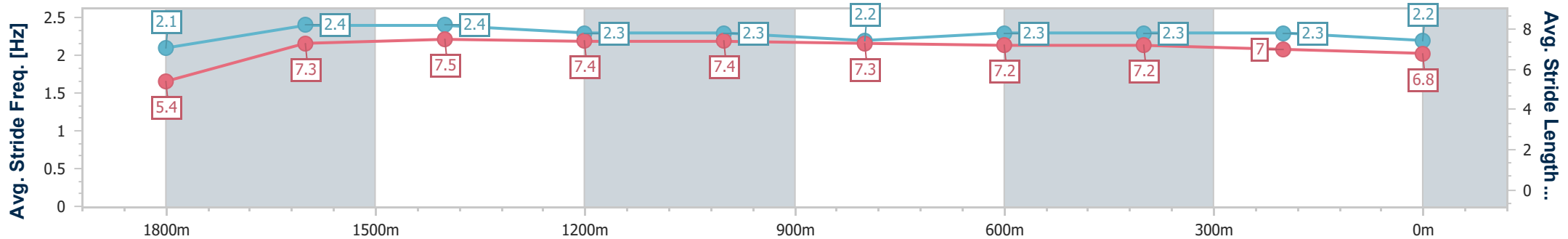
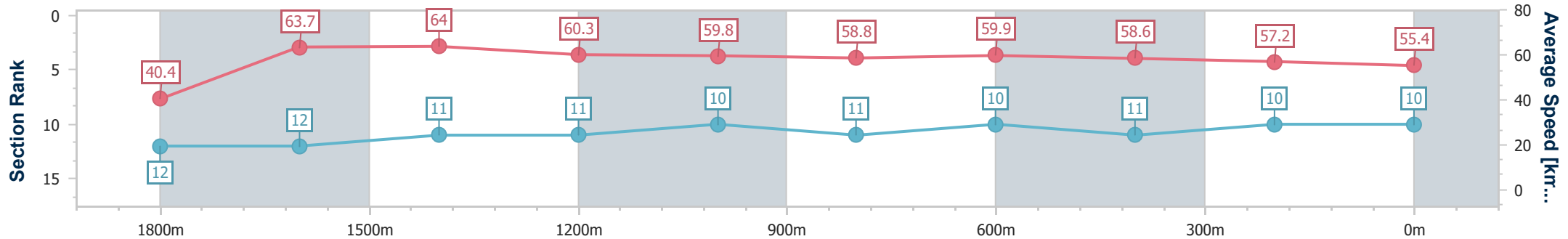
Aquis Park Gold Coast Poly QLD Professional  
Race 6: FOLLOW @TURFTRAX BENCHMARK 58 Handicap - 1900m



17 August 2024 - 16:09

Track Rating: Synthetic, Weather: Fine, Rail Position: True

Section	Overall	1800m	1600m	1400m	1200m	1000m	800m	600m	400m	200m
Section Times	1:57.90 [10] (0:08.94)	1:48.96 [12] (0:11.31)	1:37.65 [12] (0:11.28)	1:26.37 [11] (0:11.93)	1:14.44 [11] (0:12.05)	1:02.39 [10] (0:12.24)	0:50.15 [11] (0:12.07)	0:38.08 [10] (0:12.46)	0:25.62 [11] (0:12.61)	0:13.01 [10] (0:13.01)
Average Speed [km/h]	40.4	63.7	64.0	60.3	59.8	58.8	59.9	58.6	57.2	55.4
Top Speed [km/h]	58.3	65.6	64.9	61.4	60.7	61.1	61.5	61.5	58.1	56.4
Avg. Dist. to Rail [m]	10.6	1.3	0.4	0.4	1.3	0.5	1.1	2.3	1.8	2.8
Avg. Stride Freq. [Hz]	2.1	2.4	2.4	2.3	2.3	2.2	2.3	2.3	2.3	2.2
Avg. Stride Length [m]	5.4	7.3	7.5	7.4	7.4	7.3	7.2	7.2	7.0	6.8



- [ ] Ranking at each section and finish
- .-.- No data available at this section
- NA No data available



Horse/Jockey Name	No More Red
Final Rank	11
Fastest Section Time (Section)	0:08.23 (Overall)
Top Speed [km/h] (Section)	65.9 (1800m)
Race State	Finished



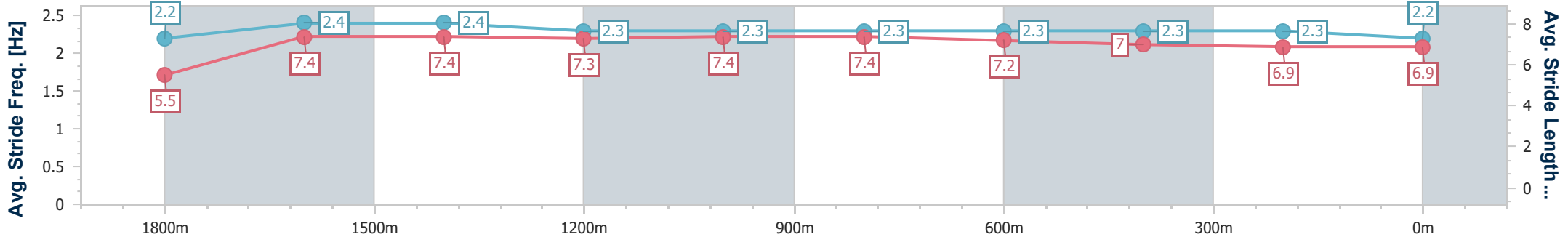
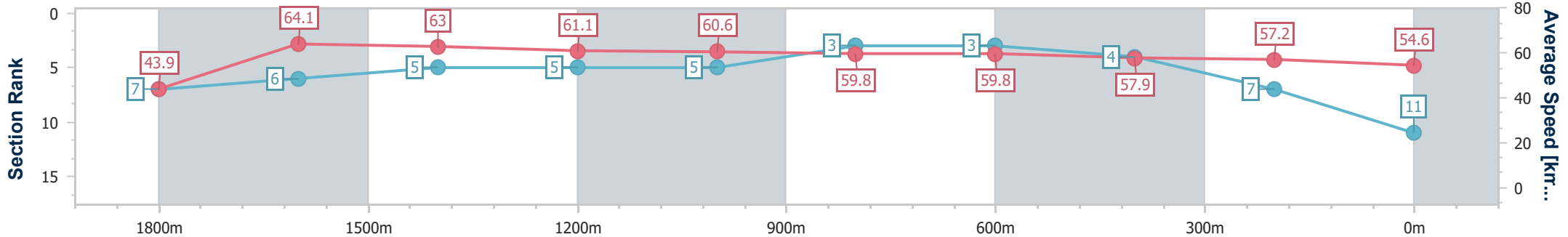
Aquis Park Gold Coast Poly QLD Professional  
Race 6: FOLLOW @TURFTRAX BENCHMARK 58 Handicap - 1900m



17 August 2024 - 16:09

Track Rating: Synthetic, Weather: Fine, Rail Position: True

Section	Overall	1800m	1600m	1400m	1200m	1000m	800m	600m	400m	200m
Section Times	1:57.90 [11] (0:08.23)	1:49.67 [7] (0:11.35)	1:38.32 [6] (0:11.49)	1:26.83 [5] (0:11.90)	1:14.93 [5] (0:11.86)	1:03.07 [5] (0:12.14)	0:50.93 [3] (0:12.28)	0:38.65 [3] (0:12.70)	0:25.95 [4] (0:12.70)	0:13.25 [7] (0:13.25)
Average Speed [km/h]	43.9	64.1	63.0	61.1	60.6	59.8	59.8	57.9	57.2	54.6
Top Speed [km/h]	62.5	65.9	63.8	62.3	61.1	60.2	60.3	59.3	57.9	56.9
Avg. Dist. to Rail [m]	7.2	4.2	1.1	1.4	3.3	2.9	3.5	4.0	4.6	4.9
Avg. Stride Freq. [Hz]	2.2	2.4	2.4	2.3	2.3	2.3	2.3	2.3	2.3	2.2
Avg. Stride Length [m]	5.5	7.4	7.4	7.3	7.4	7.4	7.2	7.0	6.9	6.9



- [ ] Ranking at each section and finish
- .-.- No data available at this section
- NA No data available





Horse/Jockey Name	Magic Of Millo
Final Rank	12
Fastest Section Time (Section)	0:08.06 (Overall)
Top Speed [km/h] (Section)	67.0 (1800m)
Race State	Finished



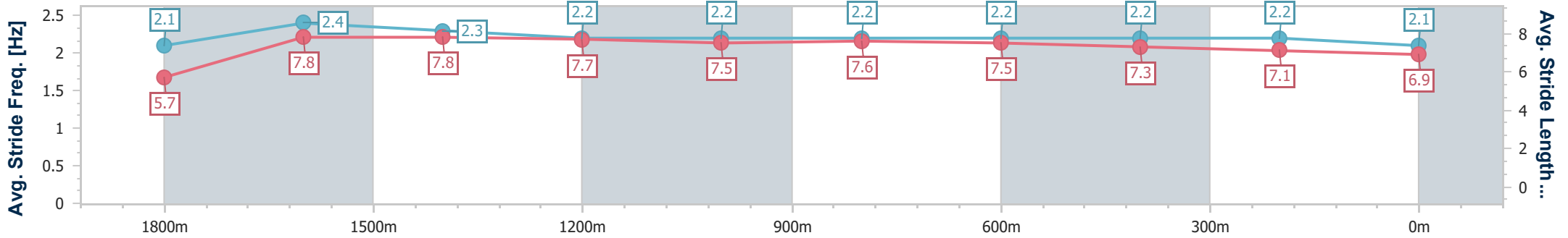
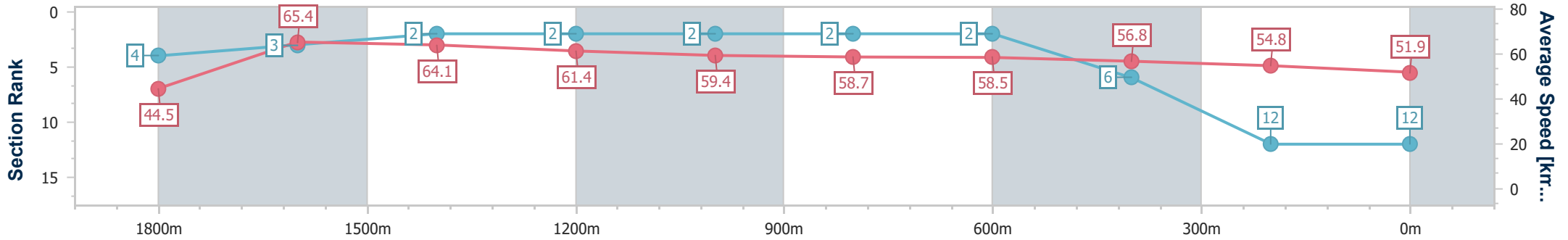
Aquis Park Gold Coast Poly QLD Professional  
Race 6: FOLLOW @TURFTRAX BENCHMARK 58 Handicap - 1900m



17 August 2024 - 16:09

Track Rating: Synthetic, Weather: Fine, Rail Position: True

Section	Overall	1800m	1600m	1400m	1200m	1000m	800m	600m	400m	200m
Section Times	1:59.18 [12] (0:08.06)	1:51.12 [4] (0:11.13)	1:39.99 [3] (0:11.31)	1:28.68 [2] (0:11.85)	1:16.83 [2] (0:12.11)	1:04.72 [2] (0:12.28)	0:52.44 [2] (0:12.45)	0:39.99 [2] (0:12.83)	0:27.16 [6] (0:13.21)	0:13.95 [12] (0:13.95)
Average Speed [km/h]	44.5	65.4	64.1	61.4	59.4	58.7	58.5	56.8	54.8	51.9
Top Speed [km/h]	62.0	67.0	64.5	62.9	60.1	59.2	59.6	59.0	56.3	53.6
Avg. Dist. to Rail [m]	9.0	5.3	1.6	1.4	1.4	1.5	2.1	2.0	2.7	3.3
Avg. Stride Freq. [Hz]	2.1	2.4	2.3	2.2	2.2	2.2	2.2	2.2	2.2	2.1
Avg. Stride Length [m]	5.7	7.8	7.8	7.7	7.5	7.6	7.5	7.3	7.1	6.9



- [ ] Ranking at each section and finish
- .-.- No data available at this section
- NA No data available



# Aquis Park Gold Coast Poly QLD Professional

## Race 7: AUSTRALIAN RACECOURSE MANAGERS Class 3 Handicap - 1200m

17 August 2024 - 16:44



Track Rating: Synthetic, Weather: Fine, Rail Position: True

Section		Overall	1000m	800m	600m	400m	200m	Last 600m					
Field Times		1:10.22 (0:12.97)	0:57.25 (0:10.49)	0:46.76 (0:11.30)	0:35.46 (0:11.75)	0:23.71 (0:11.74)	0:11.97 (0:11.97)	0:35.46					
Rank	TAB Horse/Jockey	Barrier	Top Speed [km/h]	Fastest Section							Margin	Distance Travelled [m]	
1	8 VELOCE METEOR Michael Cahill	8	70.6 1000m	0:10.59 1000m	1:10.22 [1] (0:13.35)	0:56.87 [6] (0:10.59)	0:46.28 [6] (0:11.13)	0:35.15 [4] (0:11.62)	0:23.53 [3] (0:11.56)	0:11.97 [1] (0:11.97)	1:10.22	0:35.15	
2	1 TOWN CRIER Paul Hammersley	7	71.7 1000m	0:10.51 1000m	1:10.32 [2] (0:13.13)	0:57.19 [5] (0:10.51)	0:46.68 [3] (0:11.28)	0:35.40 [2] (0:11.63)	0:23.77 [2] (0:11.75)	0:12.02 [2] (0:12.02)	0.5L	0:35.40	-7
3	2 NEOCLASSICISM Kirk Matheson	6	70.1 Overall	0:10.75 1000m	1:10.69 [3] (0:13.09)	0:57.60 [3] (0:10.75)	0:46.85 [5] (0:11.26)	0:35.59 [5] (0:11.65)	0:23.94 [5] (0:11.72)	0:12.22 [4] (0:12.22)	2.5L	0:35.59	-5
4	10 GERRYMANDER Casey Waddell	2	70.1 1000m	0:10.49 1000m	1:10.76 [4] (0:12.97)	0:57.79 [1] (0:10.49)	0:47.30 [1] (0:11.30)	0:36.00 [1] (0:11.75)	0:24.25 [1] (0:11.89)	0:12.36 [3] (0:12.36)	2.8L	0:36.00	-10
5	4 FLYING BIRDS Sean Cormack	5	69.5 1000m	0:10.69 1000m	1:10.83 [5] (0:13.40)	0:57.43 [8] (0:10.69)	0:46.74 [7] (0:11.29)	0:35.45 [8] (0:11.67)	0:23.78 [8] (0:11.76)	0:12.02 [7] (0:12.02)	3.2L	0:35.45	-3
6	11 FLYING TYROL Rob Thorburn	4	69.6 1000m	0:10.75 1000m	1:11.05 [6] (0:13.36)	0:57.69 [7] (0:10.75)	0:46.94 [8] (0:11.25)	0:35.69 [7] (0:11.68)	0:24.01 [7] (0:11.80)	0:12.21 [8] (0:12.21)	4.5L	0:35.69	-9
7	7 NOBLE STYLE Micheal Hellyer	11	71.3 1000m	0:10.53 1000m	1:11.09 [7] (0:13.07)	0:58.02 [2] (0:10.53)	0:47.49 [2] (0:11.37)	0:36.12 [3] (0:11.76)	0:24.36 [4] (0:11.97)	0:12.39 [6] (0:12.39)	4.7L	0:36.12	-1
8	5 OSTERBERG Corey Sutherland	1	68.7 1000m	0:10.70 1000m	1:11.11 [8] (0:13.10)	0:58.01 [4] (0:10.70)	0:47.31 [4] (0:11.33)	0:35.98 [6] (0:11.69)	0:24.29 [6] (0:11.76)	0:12.53 [5] (0:12.53)	4.8L	0:35.98	-8
9	12 PRESS LIGHTLY Amy Graham	10	68.5 1000m	0:10.72 1000m	1:11.13 [9] (0:13.75)	0:57.38 [9] (0:10.72)	0:46.66 [9] (0:11.17)	0:35.49 [9] (0:11.69)	0:23.80 [9] (0:11.64)	0:12.16 [9] (0:12.16)	4.9L	0:35.49	-9

Scratched: Crymenotears (#9), Black Minto (#3), Hit 'Em Up (#6)

[ ] Ranking at each section and finish  
 -:-:- No data available at this section  
 NA No data available

SCN Saddle cloth number  
 DNF Did not finish  
 DNT Did not track



Horse/Jockey Name	Veloce Meteor
Final Rank	1
Fastest Section Time (Section)	0:10.59 (1000m)
Top Speed [km/h] (Section)	70.6 (1000m)
Race State	Finished



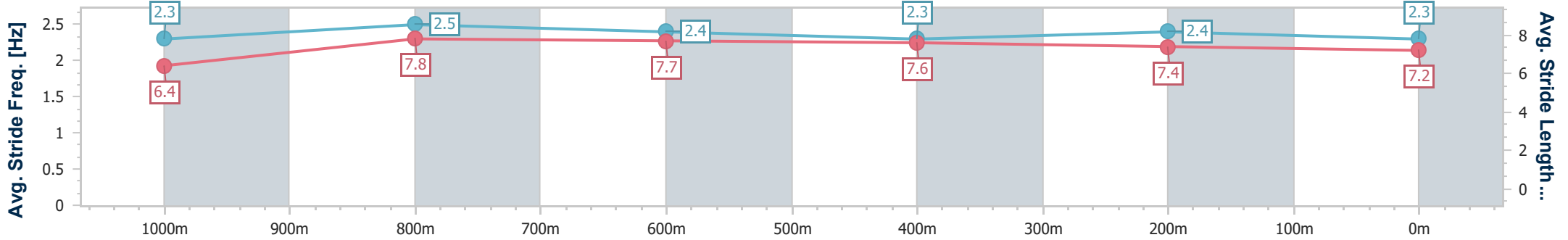
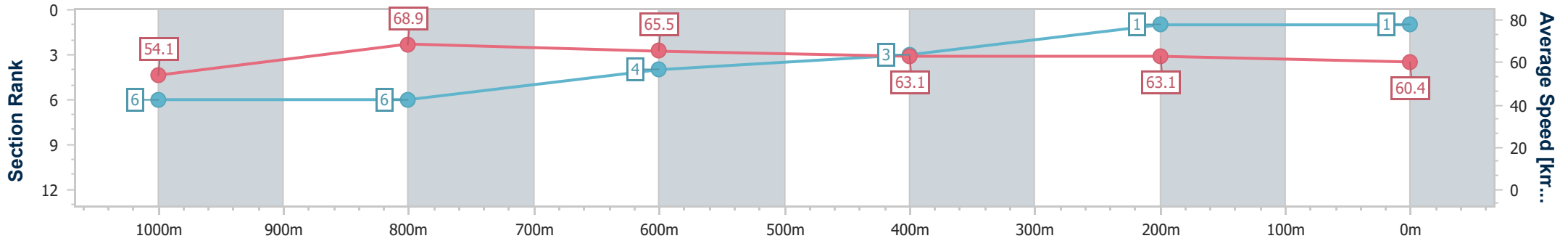
Aquis Park Gold Coast Poly QLD Professional  
Race 7: AUSTRALIAN RACECOURSE MANAGERS Class 3  
Handicap - 1200m



17 August 2024 - 16:44

Track Rating: Synthetic, Weather: Fine, Rail Position: True

Section	Overall	1000m	800m	600m	400m	200m
Section Times	1:10.22 [1] (0:13.35)	0:56.87 [6] (0:10.59)	0:46.28 [6] (0:11.13)	0:35.15 [4] (0:11.62)	0:23.53 [3] (0:11.56)	0:11.97 [1] (0:11.97)
Average Speed [km/h]	54.1	68.9	65.5	63.1	63.1	60.4
Top Speed [km/h]	69.0	70.6	67.8	64.1	64.1	62.9
Avg. Dist. to Rail [m]	6.3	4.0	2.5	3.4	6.1	6.3
Avg. Stride Freq. [Hz]	2.3	2.5	2.4	2.3	2.4	2.3
Avg. Stride Length [m]	6.4	7.8	7.7	7.6	7.4	7.2



- [ ] Ranking at each section and finish
- .-.- No data available at this section
- NA No data available



Horse/Jockey Name	Town Crier
Final Rank	2
Fastest Section Time (Section)	0:10.51 (1000m)
Top Speed [km/h] (Section)	71.7 (1000m)
Race State	Finished



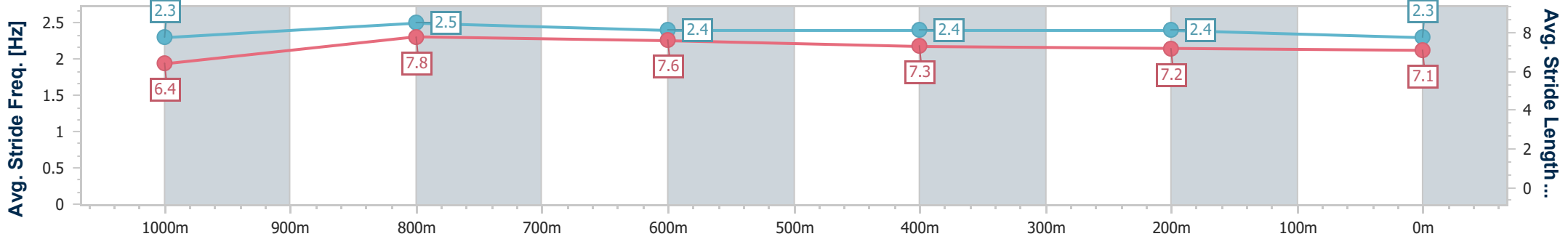
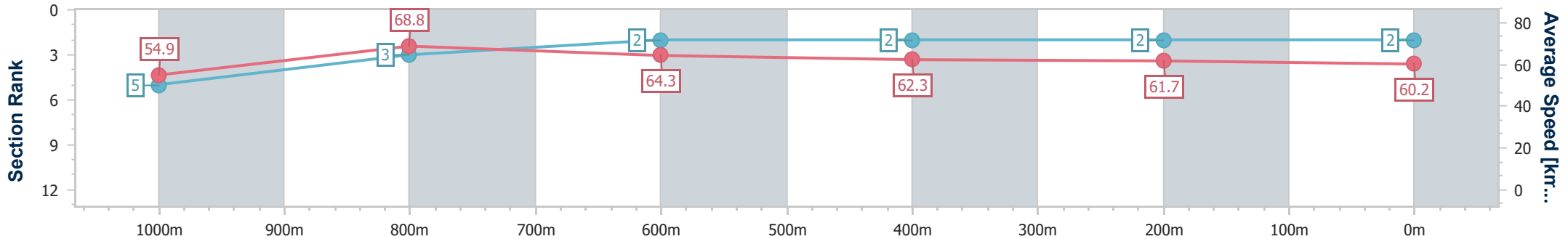
Aquis Park Gold Coast Poly QLD Professional  
Race 7: AUSTRALIAN RACECOURSE MANAGERS Class 3  
Handicap - 1200m



17 August 2024 - 16:44

Track Rating: Synthetic, Weather: Fine, Rail Position: True

Section	Overall	1000m	800m	600m	400m	200m
Section Times	1:10.32 [2] (0:13.13)	0:57.19 [5] (0:10.51)	0:46.68 [3] (0:11.28)	0:35.40 [2] (0:11.63)	0:23.77 [2] (0:11.75)	0:12.02 [2] (0:12.02)
Average Speed [km/h]	54.9	68.8	64.3	62.3	61.7	60.2
Top Speed [km/h]	71.2	71.7	67.3	63.9	62.7	61.6
Avg. Dist. to Rail [m]	5.2	2.3	0.8	1.5	2.7	2.4
Avg. Stride Freq. [Hz]	2.3	2.5	2.4	2.4	2.4	2.3
Avg. Stride Length [m]	6.4	7.8	7.6	7.3	7.2	7.1



- [ ] Ranking at each section and finish
- .-.- No data available at this section
- NA No data available



Horse/Jockey Name	Neoclassicism
Final Rank	3
Fastest Section Time (Section)	0:10.75 (1000m)
Top Speed [km/h] (Section)	70.1 (Overall)
Race State	Finished



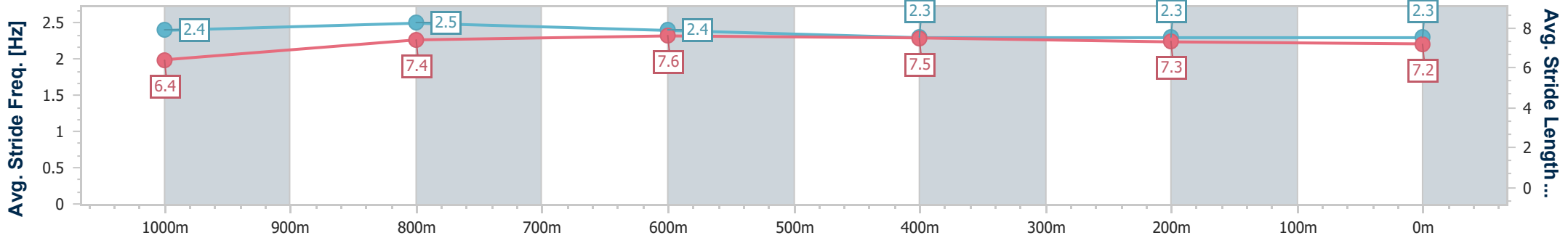
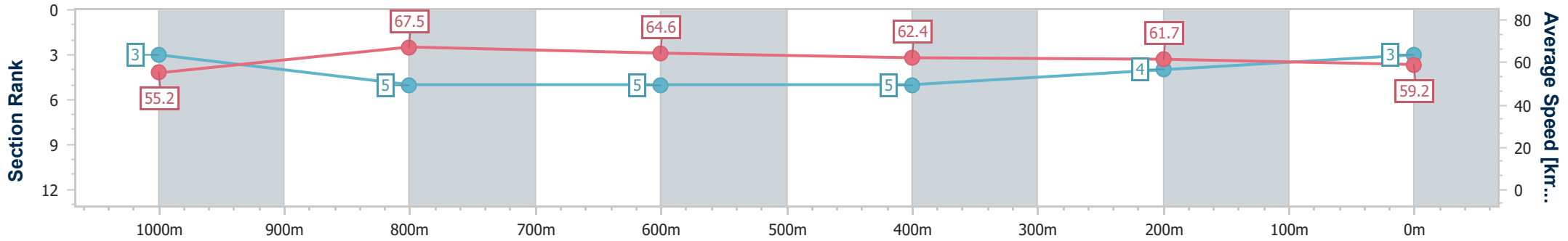
Aquis Park Gold Coast Poly QLD Professional  
Race 7: AUSTRALIAN RACECOURSE MANAGERS Class 3  
Handicap - 1200m



17 August 2024 - 16:44

Track Rating: Synthetic, Weather: Fine, Rail Position: True

Section	Overall	1000m	800m	600m	400m	200m
Section Times	1:10.69 [3] (0:13.09)	0:57.60 [3] (0:10.75)	0:46.85 [5] (0:11.26)	0:35.59 [5] (0:11.65)	0:23.94 [5] (0:11.72)	0:12.22 [4] (0:12.22)
Average Speed [km/h]	55.2	67.5	64.6	62.4	61.7	59.2
Top Speed [km/h]	70.1	69.7	67.5	64.0	63.4	61.4
Avg. Dist. to Rail [m]	4.5	2.5	1.9	1.9	3.1	4.1
Avg. Stride Freq. [Hz]	2.4	2.5	2.4	2.3	2.3	2.3
Avg. Stride Length [m]	6.4	7.4	7.6	7.5	7.3	7.2



- [ ] Ranking at each section and finish
- .-.- No data available at this section
- NA No data available



Horse/Jockey Name	Gerrymander
Final Rank	4
Fastest Section Time (Section)	0:10.49 (1000m)
Top Speed [km/h] (Section)	70.1 (1000m)
Race State	Finished



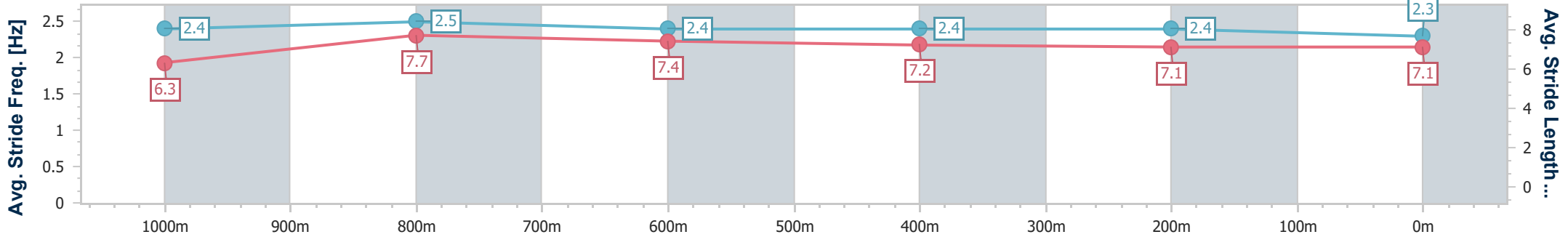
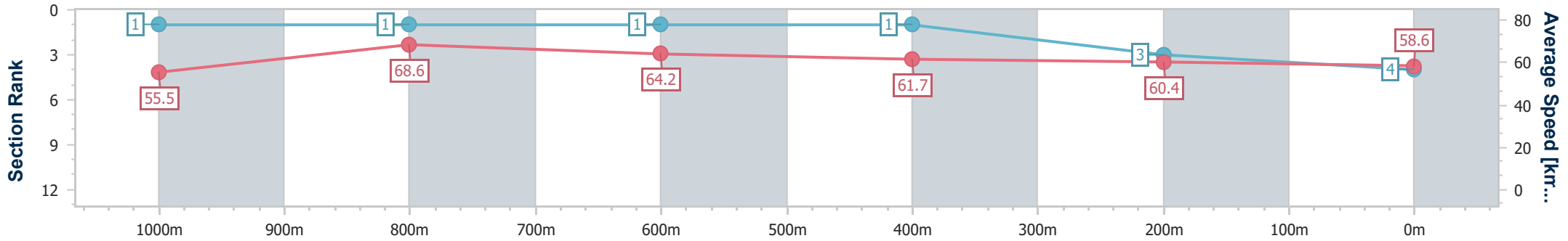
Aquis Park Gold Coast Poly QLD Professional  
Race 7: AUSTRALIAN RACECOURSE MANAGERS Class 3  
Handicap - 1200m



17 August 2024 - 16:44

Track Rating: Synthetic, Weather: Fine, Rail Position: True

Section	Overall	1000m	800m	600m	400m	200m
Section Times	1:10.76 [4] (0:12.97)	0:57.79 [1] (0:10.49)	0:47.30 [1] (0:11.30)	0:36.00 [1] (0:11.75)	0:24.25 [1] (0:11.89)	0:12.36 [3] (0:12.36)
Average Speed [km/h]	55.5	68.6	64.2	61.7	60.4	58.6
Top Speed [km/h]	69.5	70.1	66.6	63.2	61.9	59.8
Avg. Dist. to Rail [m]	2.3	0.7	1.1	1.2	0.5	1.0
Avg. Stride Freq. [Hz]	2.4	2.5	2.4	2.4	2.4	2.3
Avg. Stride Length [m]	6.3	7.7	7.4	7.2	7.1	7.1



- [ ] Ranking at each section and finish
- .-.- No data available at this section
- NA No data available



Horse/Jockey Name	Flying Birds
Final Rank	5
Fastest Section Time (Section)	0:10.69 (1000m)
Top Speed [km/h] (Section)	69.5 (1000m)
Race State	Finished



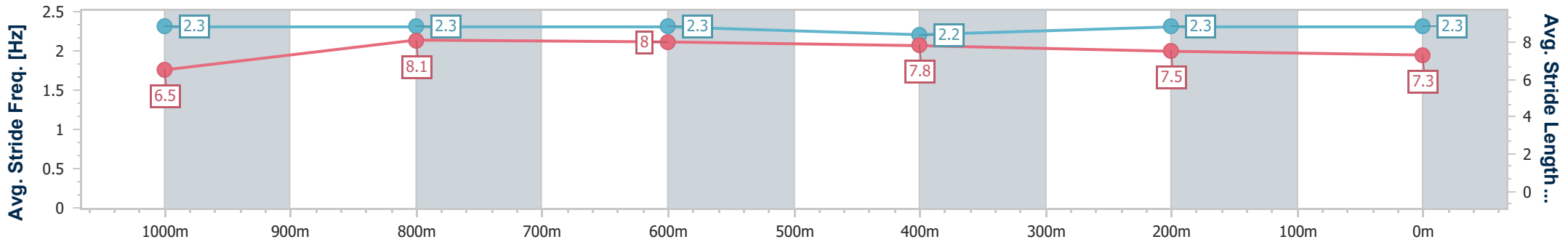
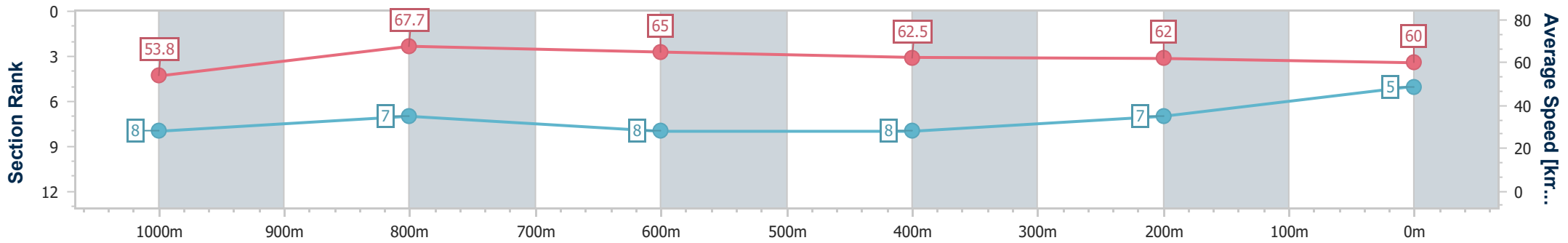
Aquis Park Gold Coast Poly QLD Professional  
 Race 7: AUSTRALIAN RACECOURSE MANAGERS Class 3  
 Handicap - 1200m



17 August 2024 - 16:44

Track Rating: Synthetic, Weather: Fine, Rail Position: True

Section	Overall	1000m	800m	600m	400m	200m
Section Times	1:10.83 [5] (0:13.40)	0:57.43 [8] (0:10.69)	0:46.74 [7] (0:11.29)	0:35.45 [8] (0:11.67)	0:23.78 [8] (0:11.76)	0:12.02 [7] (0:12.02)
Average Speed [km/h]	53.8	67.7	65.0	62.5	62.0	60.0
Top Speed [km/h]	68.3	69.5	66.4	63.3	62.4	61.6
Avg. Dist. to Rail [m]	4.0	2.4	2.8	3.0	5.1	5.4
Avg. Stride Freq. [Hz]	2.3	2.3	2.3	2.2	2.3	2.3
Avg. Stride Length [m]	6.5	8.1	8.0	7.8	7.5	7.3



- [ ] Ranking at each section and finish
- .-.- No data available at this section
- NA No data available



Horse/Jockey Name	Flying Tyrol
Final Rank	6
Fastest Section Time (Section)	0:10.75 (1000m)
Top Speed [km/h] (Section)	69.6 (1000m)
Race State	Finished



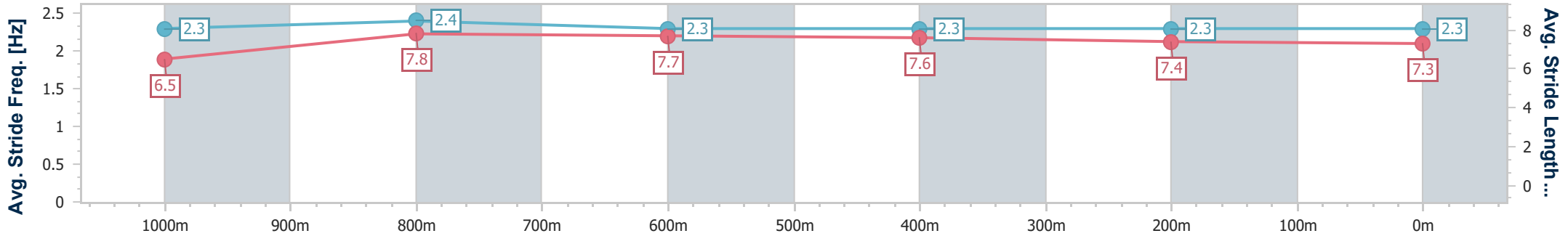
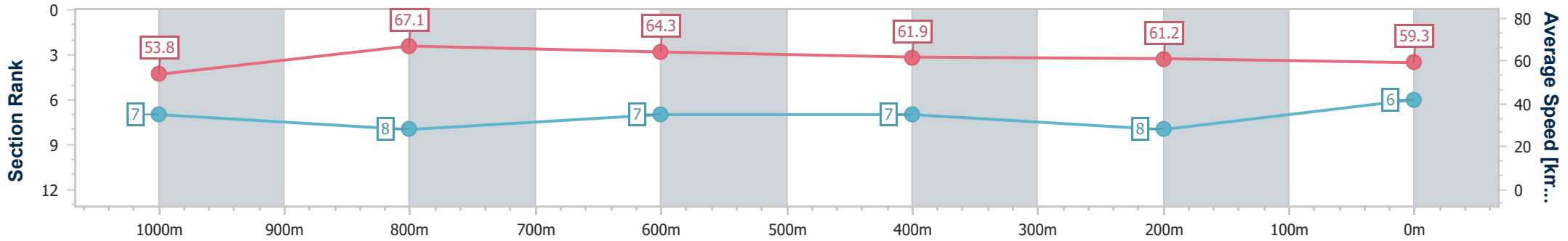
Aquis Park Gold Coast Poly QLD Professional  
Race 7: AUSTRALIAN RACECOURSE MANAGERS Class 3  
Handicap - 1200m



17 August 2024 - 16:44

Track Rating: Synthetic, Weather: Fine, Rail Position: True

Section	Overall	1000m	800m	600m	400m	200m
Section Times	1:11.05 [6] (0:13.36)	0:57.69 [7] (0:10.75)	0:46.94 [8] (0:11.25)	0:35.69 [7] (0:11.68)	0:24.01 [7] (0:11.80)	0:12.21 [8] (0:12.21)
Average Speed [km/h]	53.8	67.1	64.3	61.9	61.2	59.3
Top Speed [km/h]	69.1	69.6	67.7	62.8	62.6	60.3
Avg. Dist. to Rail [m]	2.3	0.6	0.7	0.7	1.7	3.0
Avg. Stride Freq. [Hz]	2.3	2.4	2.3	2.3	2.3	2.3
Avg. Stride Length [m]	6.5	7.8	7.7	7.6	7.4	7.3



- [ ] Ranking at each section and finish
- .-.- No data available at this section
- NA No data available





Horse/Jockey Name	Noble Style
Final Rank	7
Fastest Section Time (Section)	0:10.53 (1000m)
Top Speed [km/h] (Section)	71.3 (1000m)
Race State	Finished



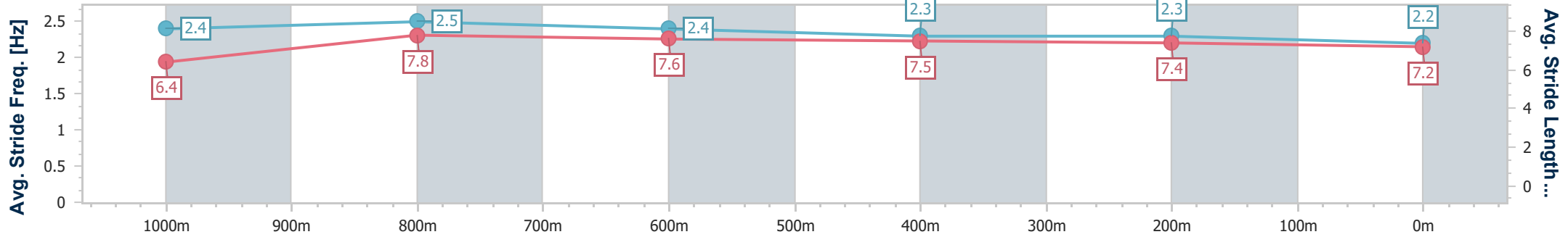
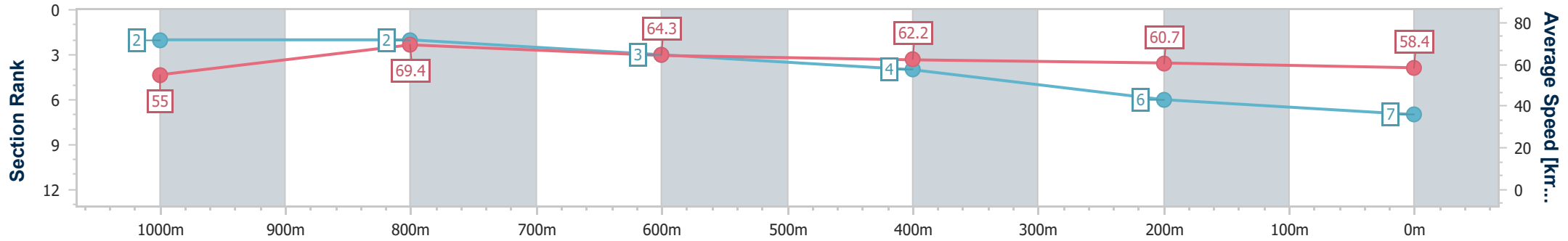
Aquis Park Gold Coast Poly QLD Professional  
Race 7: AUSTRALIAN RACECOURSE MANAGERS Class 3  
Handicap - 1200m



17 August 2024 - 16:44

Track Rating: Synthetic, Weather: Fine, Rail Position: True

Section	Overall	1000m	800m	600m	400m	200m
Section Times	1:11.09 [7] (0:13.07)	0:58.02 [2] (0:10.53)	0:47.49 [2] (0:11.37)	0:36.12 [3] (0:11.76)	0:24.36 [4] (0:11.97)	0:12.39 [6] (0:12.39)
Average Speed [km/h]	55.0	69.4	64.3	62.2	60.7	58.4
Top Speed [km/h]	71.1	71.3	67.3	64.7	61.4	60.1
Avg. Dist. to Rail [m]	8.0	4.9	3.1	3.2	3.9	4.8
Avg. Stride Freq. [Hz]	2.4	2.5	2.4	2.3	2.3	2.2
Avg. Stride Length [m]	6.4	7.8	7.6	7.5	7.4	7.2



- [ ] Ranking at each section and finish
- .-.-.- No data available at this section
- NA No data available



Horse/Jockey Name	Osterberg
Final Rank	8
Fastest Section Time (Section)	0:10.70 (1000m)
Top Speed [km/h] (Section)	68.7 (1000m)
Race State	Finished



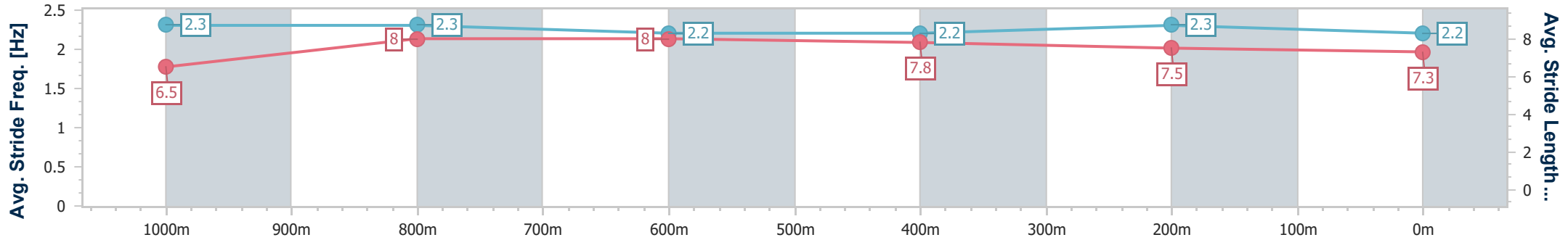
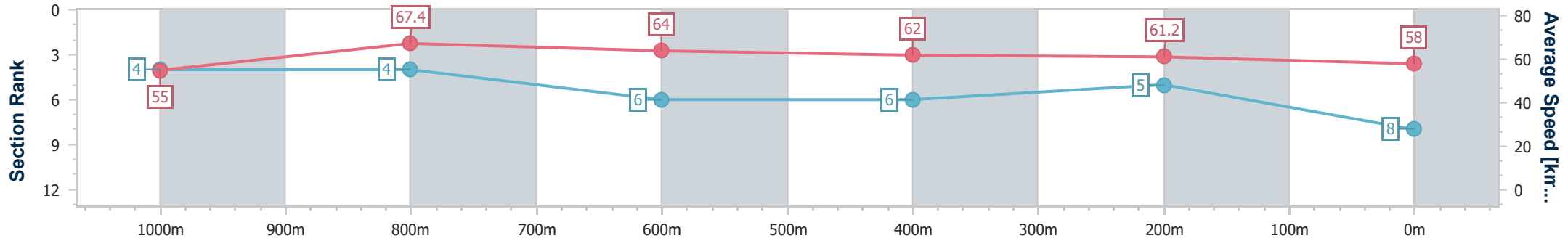
Aquis Park Gold Coast Poly QLD Professional  
Race 7: AUSTRALIAN RACECOURSE MANAGERS Class 3  
Handicap - 1200m



17 August 2024 - 16:44

Track Rating: Synthetic, Weather: Fine, Rail Position: True

Section	Overall	1000m	800m	600m	400m	200m
Section Times	1:11.11 [8] (0:13.10)	0:58.01 [4] (0:10.70)	0:47.31 [4] (0:11.33)	0:35.98 [6] (0:11.69)	0:24.29 [6] (0:11.76)	0:12.53 [5] (0:12.53)
Average Speed [km/h]	55.0	67.4	64.0	62.0	61.2	58.0
Top Speed [km/h]	68.5	68.7	67.1	63.4	63.1	59.7
Avg. Dist. to Rail [m]	1.5	1.2	1.5	1.2	1.6	3.7
Avg. Stride Freq. [Hz]	2.3	2.3	2.2	2.2	2.3	2.2
Avg. Stride Length [m]	6.5	8.0	8.0	7.8	7.5	7.3



- [ ] Ranking at each section and finish
- .-.- No data available at this section
- NA No data available



Horse/Jockey Name	Press Lightly
Final Rank	9
Fastest Section Time (Section)	0:10.72 (1000m)
Top Speed [km/h] (Section)	68.5 (1000m)
Race State	Finished



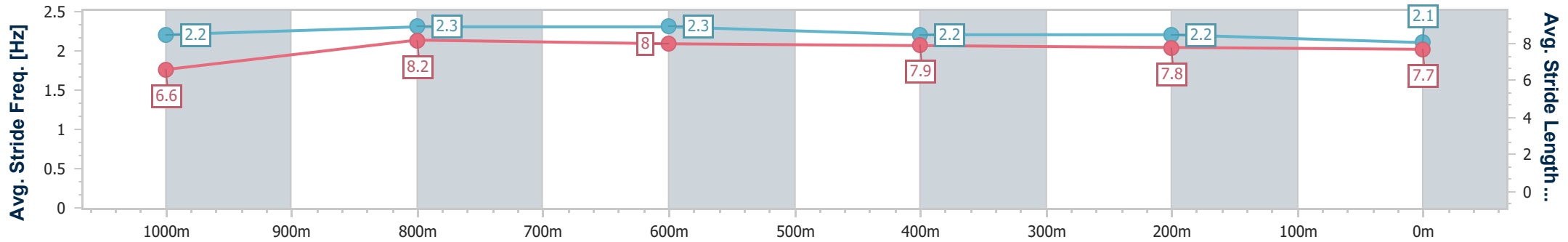
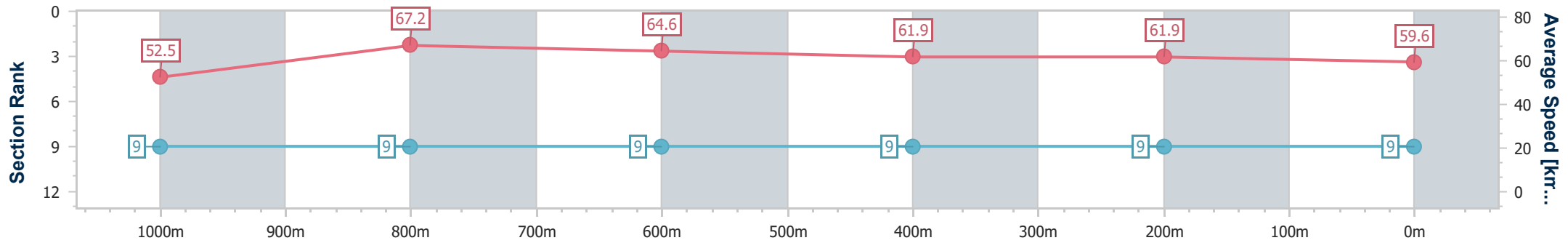
Aquis Park Gold Coast Poly QLD Professional  
Race 7: AUSTRALIAN RACECOURSE MANAGERS Class 3  
Handicap - 1200m



17 August 2024 - 16:44

Track Rating: Synthetic, Weather: Fine, Rail Position: True

Section	Overall	1000m	800m	600m	400m	200m
Section Times	1:11.13 [9] (0:13.75)	0:57.38 [9] (0:10.72)	0:46.66 [9] (0:11.17)	0:35.49 [9] (0:11.69)	0:23.80 [9] (0:11.64)	0:12.16 [9] (0:12.16)
Average Speed [km/h]	52.5	67.2	64.6	61.9	61.9	59.6
Top Speed [km/h]	67.4	68.5	65.4	64.1	62.7	62.2
Avg. Dist. to Rail [m]	6.1	1.1	0.9	1.7	0.4	0.2
Avg. Stride Freq. [Hz]	2.2	2.3	2.3	2.2	2.2	2.1
Avg. Stride Length [m]	6.6	8.2	8.0	7.9	7.8	7.7



- [ ] Ranking at each section and finish
- .-.- No data available at this section
- NA No data available