



Rockhampton QLD Professional

Race 6: SPARROW CONSTRUCTIONS BENCHMARK 55 Handicap - 1300m

15 August 2024 - 16:25



Track Rating: Heavy 8, Weather: Fine, Rail Position: +6.5m Entire

Section	Overall	1200m	1000m	800m	600m	400m	Last 600m
Field Times	1:18.11 (0:07.94)	1:10.17 (0:10.97)	0:59.20 (0:11.04)	0:48.16 (0:11.85)	0:36.31 (0:11.76)	0:24.55 (0:11.75)	0:36.31

Rank	TAB	Horse/Jockey	Barrier	Top Speed [km/h]	Fastest Section	Overall	1200m	1000m	800m	600m	400m	Last 600m	Distance Travelled [m]
1	6	SANTORINI SUMMER Warwick Satherley	4	67.0 1200m	0:08.23 Overall	1:18.11 [1] (0:08.23)	1:09.88 [5] (0:11.20)	0:58.68 [5] (0:11.38)	0:47.30 [5] (0:11.67)	0:35.63 [5] (0:11.40)	0:24.23 [4] (0:11.52)	0:35.63	
2	8	YULE MY HERO Adrian Layt	3	66.2 1200m	0:08.06 Overall	1:18.21 [2] (0:08.06)	1:10.15 [3] (0:11.21)	0:58.94 [4] (0:11.25)	0:47.69 [4] (0:11.59)	0:36.10 [2] (0:11.45)	0:24.65 [1] (0:11.75)	0:36.10	-3
3	3	BLUE RAY Sean Cormack	6	67.3 1000m	0:08.45 Overall	1:18.64 [3] (0:08.45)	1:10.19 [6] (0:11.16)	0:59.03 [7] (0:11.44)	0:47.59 [7] (0:11.61)	0:35.98 [6] (0:11.38)	0:24.60 [7] (0:11.97)	0:35.98	-1
4	2	ELLEVES Chris Whiteley	2	67.0 1000m	0:08.49 Overall	1:18.73 [4] (0:08.49)	1:10.24 [7] (0:11.10)	0:59.14 [6] (0:11.37)	0:47.77 [6] (0:11.74)	0:36.03 [7] (0:11.31)	0:24.72 [5] (0:11.85)	0:36.03	+2
5	5	EARLY FUSION Justin Huxtable	5	67.2 1200m	0:07.94 Overall	1:18.76 [5] (0:07.94)	1:10.82 [1] (0:11.06)	0:59.76 [2] (0:11.42)	0:48.34 [2] (0:11.80)	0:36.54 [3] (0:11.45)	0:25.09 [2] (0:11.72)	0:36.54	+2
6	9	OOVII Justin Stanley	9	67.7 1200m	0:08.09 Overall	1:20.09 [6] (0:08.09)	1:12.00 [4] (0:10.82)	1:01.18 [1] (0:11.04)	0:50.14 [1] (0:11.85)	0:38.29 [1] (0:11.99)	0:26.30 [3] (0:12.44)	0:38.29	-4
7	4	CITY PLAYBOY Ryan Wiggins	7	66.1 1200m	0:07.98 Overall	1:20.97 [7] (0:07.98)	1:12.99 [2] (0:11.10)	1:01.89 [3] (0:11.35)	0:50.54 [3] (0:11.87)	0:38.67 [4] (0:11.73)	0:26.94 [6] (0:12.60)	0:38.67	+3

Scratched: Bush Diamond (#1), Step This Way (#7), Another Dimension (#10)



Rockhampton QLD Professional

Race 6: SPARROW CONSTRUCTIONS BENCHMARK 55 Handicap - 1300m

15 August 2024 - 16:25



Track Rating: Heavy 8, Weather: Fine, Rail Position: +6.5m Entire

Section							200m			Last 600m
Field Times							0:12.80			0:36.31
							(0:12.80)			
Rank	TAB	Horse/Jockey	Barrier	Top Speed [km/h]	Fastest Section	Margin				Distance Travelled [m]
1	6	SANTORINI SUMMER Warwick Satherley	4	67.0 1200m	0:08.23 Overall	0:12.71 [3] (0:12.71)	1:18.11		0:35.63	
2	8	YULE MY HERO Adrian Layt	3	66.2 1200m	0:08.06 Overall	0:12.90 [1] (0:12.90)	0.6L		0:36.10	-3
3	3	BLUE RAY Sean Cormack	6	67.3 1000m	0:08.45 Overall	0:12.63 [5] (0:12.63)	3.14L		0:35.98	-1
4	2	ELLEVES Chris Whiteley	2	67.0 1000m	0:08.49 Overall	0:12.87 [4] (0:12.87)	3.68L		0:36.03	+2
5	5	EARLY FUSION Justin Huxtable	5	67.2 1200m	0:07.94 Overall	0:13.37 [2] (0:13.37)	3.87L		0:36.54	+2
6	9	OOVII Justin Stanley	9	67.7 1200m	0:08.09 Overall	0:13.86 [6] (0:13.86)	11.66L		0:38.29	-4
7	4	CITY PLAYBOY Ryan Wiggins	7	66.1 1200m	0:07.98 Overall	0:14.34 [7] (0:14.34)	16.88L		0:38.67	+3

Scratched: Bush Diamond (#1), Step This Way (#7), Another Dimension (#10)



Horse/Jockey Name	Santorini Summer
Final Rank	1
Fastest Section Time (Section)	0:08.23 (Overall)
Top Speed [km/h] (Section)	67.0 (1200m)
Race State	Finished

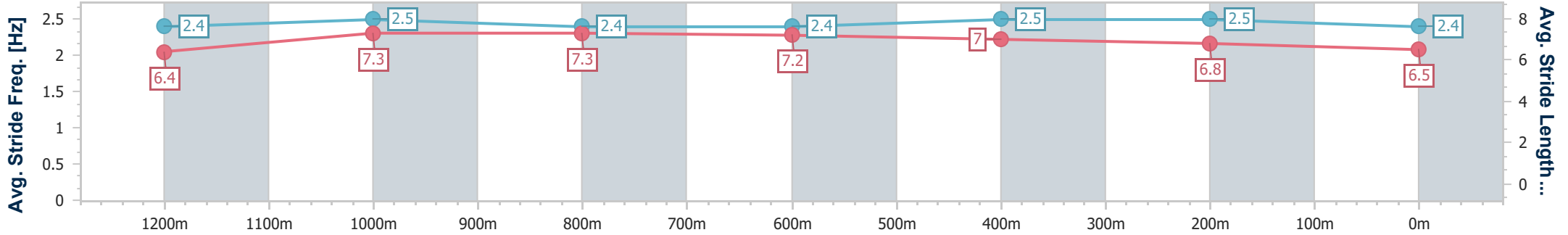
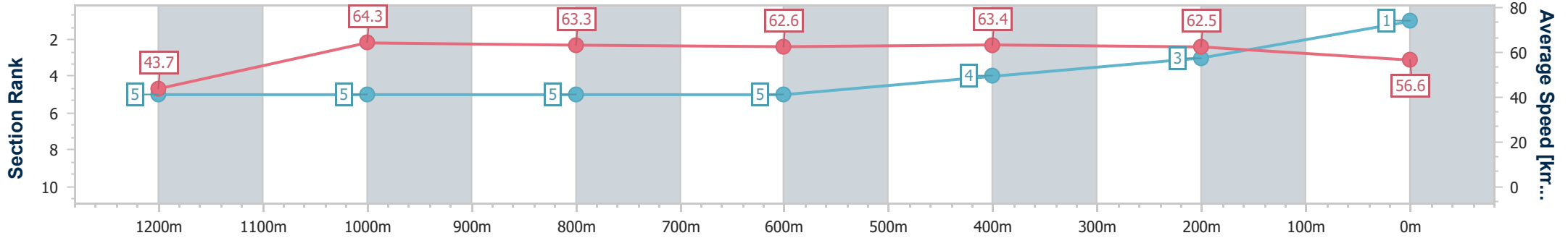


Rockhampton QLD Professional
 Race 6: SPARROW CONSTRUCTIONS BENCHMARK 55
 Handicap - 1300m
 15 August 2024 - 16:25



Track Rating: Heavy 8, Weather: Fine, Rail Position: +6.5m Entire

Section	Overall	1200m	1000m	800m	600m	400m	200m
Section Times	1:18.11 [1] (0:08.23)	1:09.88 [5] (0:11.20)	0:58.68 [5] (0:11.38)	0:47.30 [5] (0:11.67)	0:35.63 [5] (0:11.40)	0:24.23 [4] (0:11.52)	0:12.71 [3] (0:12.71)
Average Speed [km/h]	43.7	64.3	63.3	62.6	63.4	62.5	56.6
Top Speed [km/h]	62.0	67.0	65.2	63.5	64.7	64.4	60.2
Avg. Dist. to Rail [m]	1.2	0.2	0.3	2.0	7.6	7.8	9.5
Avg. Stride Freq. [Hz]	2.4	2.5	2.4	2.4	2.5	2.5	2.4
Avg. Stride Length [m]	6.4	7.3	7.3	7.2	7.0	6.8	6.5



- [] Ranking at each section and finish
- .-.- No data available at this section
- NA No data available



Horse/Jockey Name	Yule My Hero
Final Rank	2
Fastest Section Time (Section)	0:08.06 (Overall)
Top Speed [km/h] (Section)	66.2 (1200m)
Race State	Finished

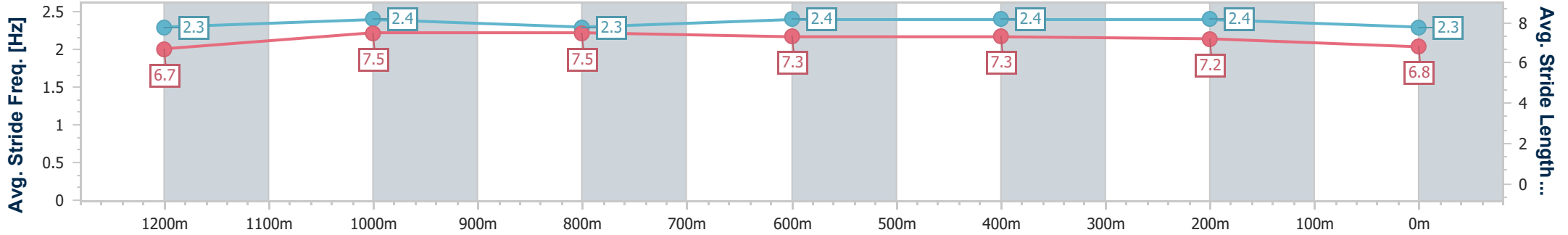
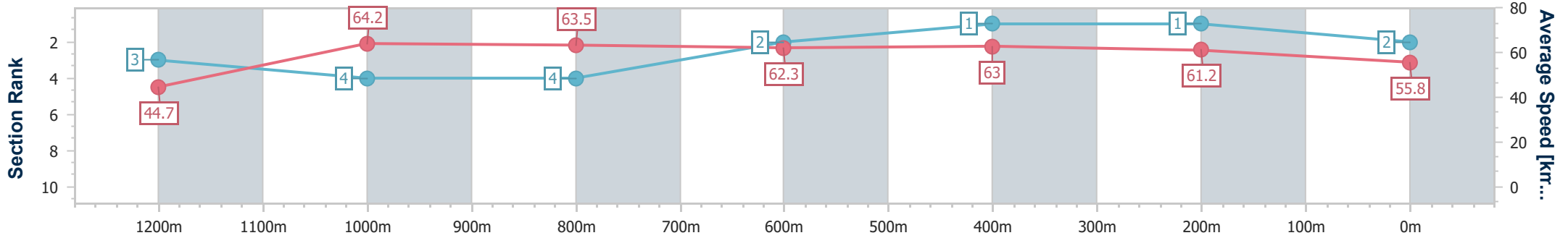


Rockhampton QLD Professional
 Race 6: SPARROW CONSTRUCTIONS BENCHMARK 55
 Handicap - 1300m
 15 August 2024 - 16:25



Track Rating: Heavy 8, Weather: Fine, Rail Position: +6.5m Entire

Section	Overall	1200m	1000m	800m	600m	400m	200m
Section Times	1:18.21 [2] (0:08.06)	1:10.15 [3] (0:11.21)	0:58.94 [4] (0:11.25)	0:47.69 [4] (0:11.59)	0:36.10 [2] (0:11.45)	0:24.65 [1] (0:11.75)	0:12.90 [1] (0:12.90)
Average Speed [km/h]	44.7	64.2	63.5	62.3	63.0	61.2	55.8
Top Speed [km/h]	63.4	66.2	65.9	63.3	64.4	64.3	59.2
Avg. Dist. to Rail [m]	1.0	1.0	1.3	0.8	4.8	6.3	8.3
Avg. Stride Freq. [Hz]	2.3	2.4	2.3	2.4	2.4	2.4	2.3
Avg. Stride Length [m]	6.7	7.5	7.5	7.3	7.3	7.2	6.8



- [] Ranking at each section and finish
- .-.- No data available at this section
- NA No data available



Horse/Jockey Name	Blue Ray
Final Rank	3
Fastest Section Time (Section)	0:08.45 (Overall)
Top Speed [km/h] (Section)	67.3 (1000m)
Race State	Finished

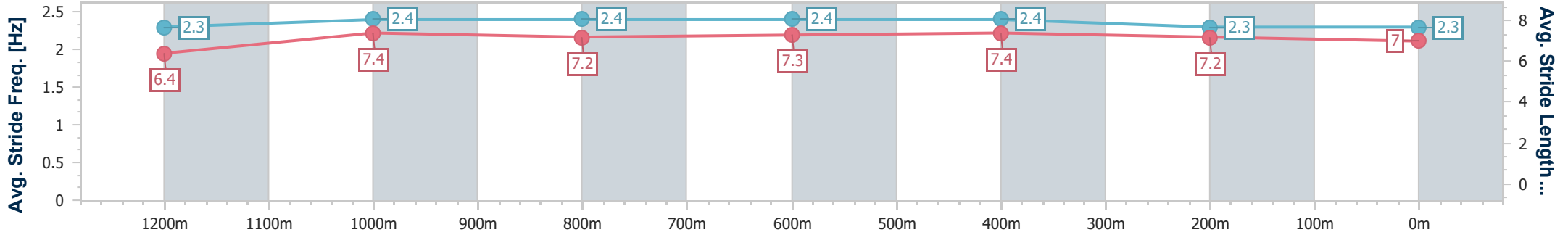
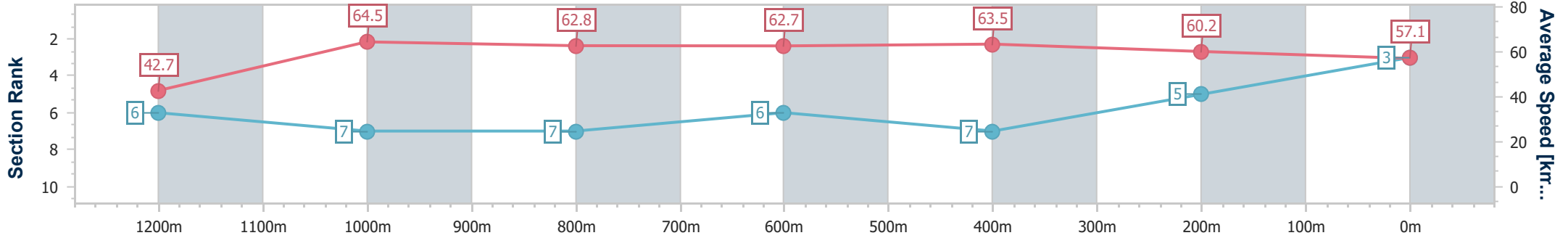


Rockhampton QLD Professional
 Race 6: SPARROW CONSTRUCTIONS BENCHMARK 55
 Handicap - 1300m
 15 August 2024 - 16:25



Track Rating: Heavy 8, Weather: Fine, Rail Position: +6.5m Entire

Section	Overall	1200m	1000m	800m	600m	400m	200m
Section Times	1:18.64 [3] (0:08.45)	1:10.19 [6] (0:11.16)	0:59.03 [7] (0:11.44)	0:47.59 [7] (0:11.61)	0:35.98 [6] (0:11.38)	0:24.60 [7] (0:11.97)	0:12.63 [5]
Average Speed [km/h]	42.7	64.5	62.8	62.7	63.5	60.2	57.1
Top Speed [km/h]	60.9	66.6	67.3	64.1	64.7	63.2	58.8
Avg. Dist. to Rail [m]	2.9	0.6	0.3	1.4	6.6	8.3	9.9
Avg. Stride Freq. [Hz]	2.3	2.4	2.4	2.4	2.4	2.3	2.3
Avg. Stride Length [m]	6.4	7.4	7.2	7.3	7.4	7.2	7.0



- [] Ranking at each section and finish
- .-.- No data available at this section
- NA No data available



Horse/Jockey Name	Elleves
Final Rank	4
Fastest Section Time (Section)	0:08.49 (Overall)
Top Speed [km/h] (Section)	67.0 (1000m)
Race State	Finished

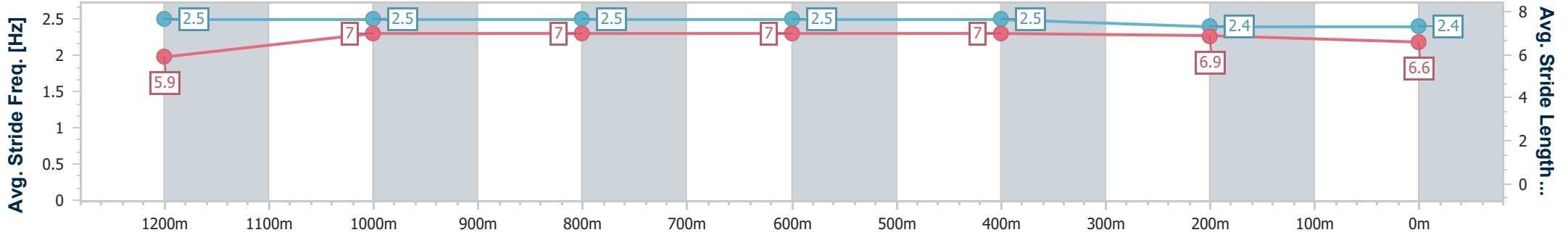
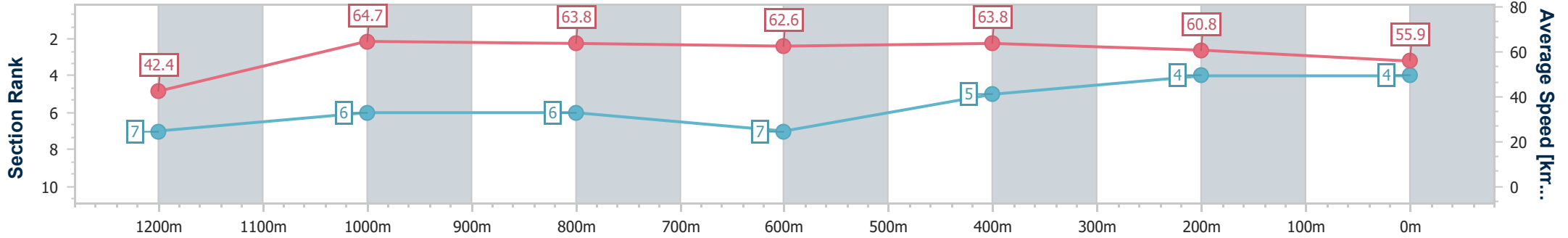


Rockhampton QLD Professional
 Race 6: SPARROW CONSTRUCTIONS BENCHMARK 55
 Handicap - 1300m
 15 August 2024 - 16:25



Track Rating: Heavy 8, Weather: Fine, Rail Position: +6.5m Entire

Section	Overall	1200m	1000m	800m	600m	400m	200m
Section Times	1:18.73 [4] (0:08.49)	1:10.24 [7] (0:11.10)	0:59.14 [6] (0:11.37)	0:47.77 [6] (0:11.74)	0:36.03 [7] (0:11.31)	0:24.72 [5] (0:11.85)	0:12.87 [4] (0:12.87)
Average Speed [km/h]	42.4	64.7	63.8	62.6	63.8	60.8	55.9
Top Speed [km/h]	62.3	66.9	67.0	63.5	65.2	63.3	58.3
Avg. Dist. to Rail [m]	1.5	1.4	1.2	2.7	5.1	4.8	5.0
Avg. Stride Freq. [Hz]	2.5	2.5	2.5	2.5	2.5	2.4	2.4
Avg. Stride Length [m]	5.9	7.0	7.0	7.0	7.0	6.9	6.6



- [] Ranking at each section and finish
- .-.- No data available at this section
- NA No data available



Horse/Jockey Name	Early Fusion
Final Rank	5
Fastest Section Time (Section)	0:07.94 (Overall)
Top Speed [km/h] (Section)	67.2 (1200m)
Race State	Finished



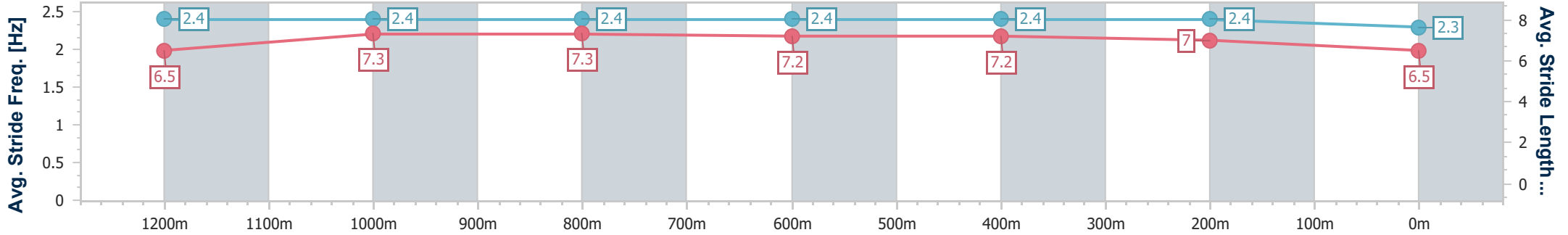
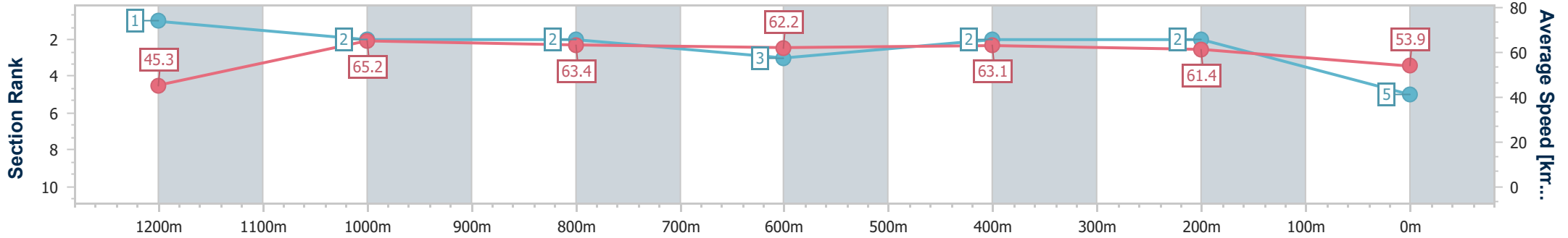
Rockhampton QLD Professional
Race 6: SPARROW CONSTRUCTIONS BENCHMARK 55
Handicap - 1300m



15 August 2024 - 16:25

Track Rating: Heavy 8, Weather: Fine, Rail Position: +6.5m Entire

Section	Overall	1200m	1000m	800m	600m	400m	200m
Section Times	1:18.76 [5] (0:07.94)	1:10.82 [1] (0:11.06)	0:59.76 [2] (0:11.42)	0:48.34 [2] (0:11.80)	0:36.54 [3] (0:11.45)	0:25.09 [2] (0:11.72)	0:13.37 [2] (0:13.37)
Average Speed [km/h]	45.3	65.2	63.4	62.2	63.1	61.4	53.9
Top Speed [km/h]	63.4	67.2	65.2	63.8	64.6	64.6	58.0
Avg. Dist. to Rail [m]	2.1	0.4	1.0	2.5	5.7	5.9	9.0
Avg. Stride Freq. [Hz]	2.4	2.4	2.4	2.4	2.4	2.4	2.3
Avg. Stride Length [m]	6.5	7.3	7.3	7.2	7.2	7.0	6.5



- [] Ranking at each section and finish
- .-.- No data available at this section
- NA No data available



Horse/Jockey Name	Oovii
Final Rank	6
Fastest Section Time (Section)	0:08.09 (Overall)
Top Speed [km/h] (Section)	67.7 (1200m)
Race State	Finished

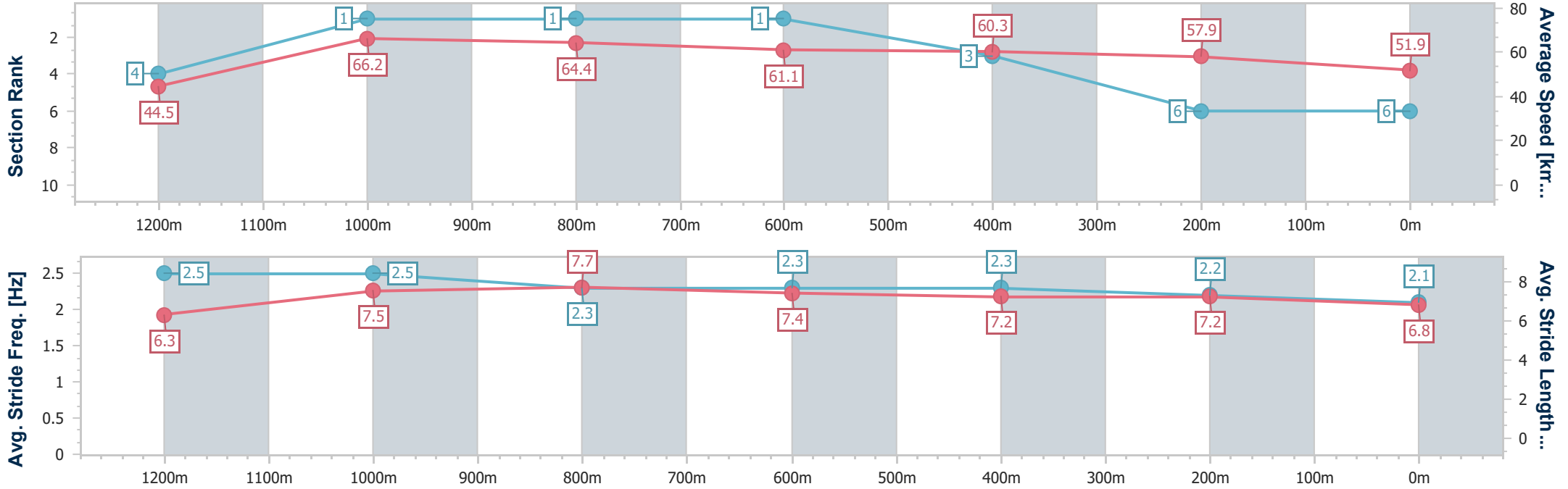


Rockhampton QLD Professional
 Race 6: SPARROW CONSTRUCTIONS BENCHMARK 55
 Handicap - 1300m
 15 August 2024 - 16:25



Track Rating: Heavy 8, Weather: Fine, Rail Position: +6.5m Entire

Section	Overall	1200m	1000m	800m	600m	400m	200m
Section Times	1:20.09 [6] (0:08.09)	1:12.00 [4] (0:10.82)	1:01.18 [1] (0:11.04)	0:50.14 [1] (0:11.85)	0:38.29 [1] (0:11.99)	0:26.30 [3] (0:12.44)	0:13.86 [6] (0:13.86)
Average Speed [km/h]	44.5	66.2	64.4	61.1	60.3	57.9	51.9
Top Speed [km/h]	64.4	67.7	66.8	62.8	61.0	60.3	55.1
Avg. Dist. to Rail [m]	5.0	0.9	1.7	1.4	5.5	6.8	7.4
Avg. Stride Freq. [Hz]	2.5	2.5	2.3	2.3	2.3	2.2	2.1
Avg. Stride Length [m]	6.3	7.5	7.7	7.4	7.2	7.2	6.8



- [] Ranking at each section and finish
- .-.- No data available at this section
- NA No data available



Horse/Jockey Name	City Playboy
Final Rank	7
Fastest Section Time (Section)	0:07.98 (Overall)
Top Speed [km/h] (Section)	66.1 (1200m)
Race State	Finished

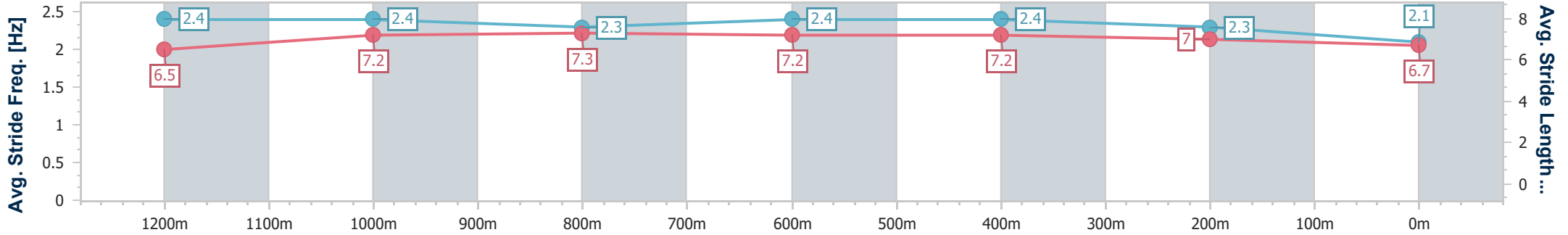
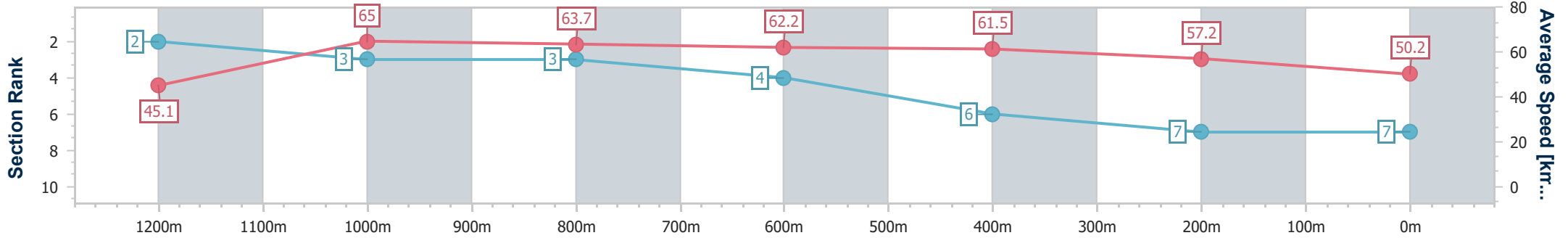


Rockhampton QLD Professional
 Race 6: SPARROW CONSTRUCTIONS BENCHMARK 55
 Handicap - 1300m
 15 August 2024 - 16:25



Track Rating: Heavy 8, Weather: Fine, Rail Position: +6.5m Entire

Section	Overall	1200m	1000m	800m	600m	400m	200m
Section Times	1:20.97 [7] (0:07.98)	1:12.99 [2] (0:11.10)	1:01.89 [3] (0:11.35)	0:50.54 [3] (0:11.87)	0:38.67 [4] (0:11.73)	0:26.94 [6] (0:12.60)	0:14.34 [7] (0:14.34)
Average Speed [km/h]	45.1	65.0	63.7	62.2	61.5	57.2	50.2
Top Speed [km/h]	63.5	66.1	65.9	63.0	62.4	60.0	54.2
Avg. Dist. to Rail [m]	4.9	1.0	0.7	2.9	7.9	9.4	8.6
Avg. Stride Freq. [Hz]	2.4	2.4	2.3	2.4	2.4	2.3	2.1
Avg. Stride Length [m]	6.5	7.2	7.3	7.2	7.2	7.0	6.7



- [] Ranking at each section and finish
- .-.- No data available at this section
- NA No data available