



Rockhampton QLD Professional

Race 4: GET YOUR CAULFIELD CUP TICKETS Maiden Handicap - 1050m

15 August 2024 - 15:16



Track Rating: Heavy 8, Weather: Fine, Rail Position: +6.5m Entire

Section		Overall	1000m	800m	600m	400m	200m	Last 600m					
Field Times		1:01.84 (0:04.40)	0:57.44 (0:11.55)	0:45.89 (0:11.46)	0:34.43 (0:11.02)	0:23.41 (0:11.14)	0:12.27 (0:12.27)	0:34.43					
Rank	TAB Horse/Jockey	Barrier	Top Speed [km/h]	Fastest Section	Margin							Distance Travelled [m]	
1	9 LITTLE MISS BELLE Tahlia Fenlon	4	67.6 600m	0:04.40 Overall	1:01.84 [1] (0:04.40)	0:57.44 [1] (0:11.57)	0:45.87 [2] (0:11.44)	0:34.43 [1] (0:11.02)	0:23.41 [1] (0:11.14)	0:12.27 [1] (0:12.27)	1:01.84	0:34.43	
2	7 LIKE SMOKE Nathan Thomas	2	66.3 400m	0:04.57 Overall	1:01.88 [2] (0:04.57)	0:57.31 [3] (0:11.63)	0:45.68 [3] (0:11.44)	0:34.24 [3] (0:11.12)	0:23.12 [3] (0:11.13)	0:11.99 [2] (0:11.99)	0.22L	0:34.24	+3
3	6 LAMENTUM Justin Huxtable	13	66.9 600m	0:04.63 Overall	1:02.13 [3] (0:04.63)	0:57.50 [4] (0:11.70)	0:45.80 [5] (0:11.48)	0:34.32 [4] (0:11.00)	0:23.32 [4] (0:11.16)	0:12.16 [3] (0:12.16)	1.68L	0:34.32	+3
4	11 MEDIA GEM Jackson Murphy	11	67.0 600m	0:04.79 Overall	1:02.25 [4] (0:04.79)	0:57.46 [6] (0:11.70)	0:45.76 [6] (0:11.64)	0:34.12 [6] (0:10.95)	0:23.17 [5] (0:11.14)	0:12.03 [4] (0:12.03)	2.38L	0:34.12	+3
5	8 ARACELI Ryan Wiggins	9	65.7 800m	0:04.68 Overall	1:03.09 [5] (0:04.68)	0:58.41 [5] (0:11.27)	0:47.14 [1] (0:11.51)	0:35.63 [2] (0:11.25)	0:24.38 [2] (0:11.67)	0:12.71 [5] (0:12.71)	7.35L	0:35.63	+2
6	4 RUSSIAN LAD Sean Cormack	6	66.9 600m	0:04.93 Overall	1:03.42 [6] (0:04.93)	0:58.49 [7] (0:11.66)	0:46.83 [7] (0:11.83)	0:35.00 [7] (0:11.08)	0:23.92 [7] (0:11.39)	0:12.53 [6] (0:12.53)	9.29L	0:35.00	+3
7	12 THE QUICKENING Adrian Layt	10	64.9 800m	0:04.56 Overall	1:04.44 [7] (0:04.56)	0:59.88 [2] (0:11.69)	0:48.19 [4] (0:11.70)	0:36.49 [5] (0:11.51)	0:24.98 [6] (0:12.04)	0:12.94 [7] (0:12.94)	15.28L	0:36.49	+6

Scratched: Snazzy Snitzel (#1), Comango (#2), Absolve (#3), Hank The Hustler (#5), Andiron (#10), Boitumelo (#13)

[] Ranking at each section and finish
 -:-:- No data available at this section
 NA No data available

SCN Saddle cloth number
 DNF Did not finish
 DNT Did not track



Horse/Jockey Name	Little Miss Belle
Final Rank	1
Fastest Section Time (Section)	0:04.40 (Overall)
Top Speed [km/h] (Section)	67.6 (600m)
Race State	Finished

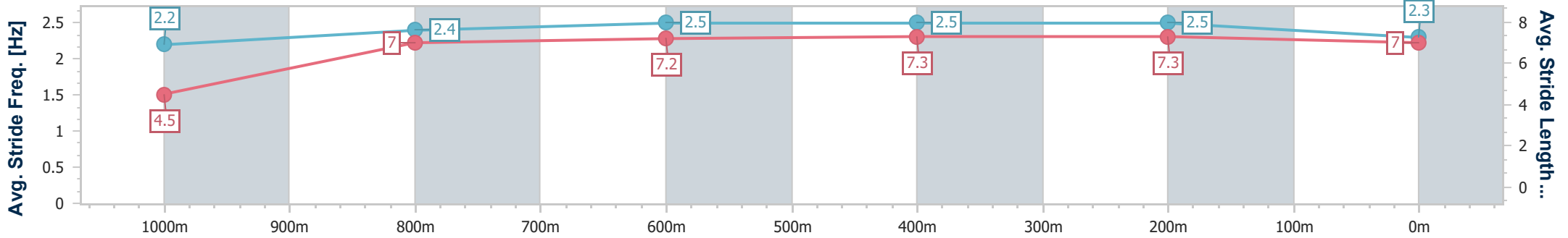
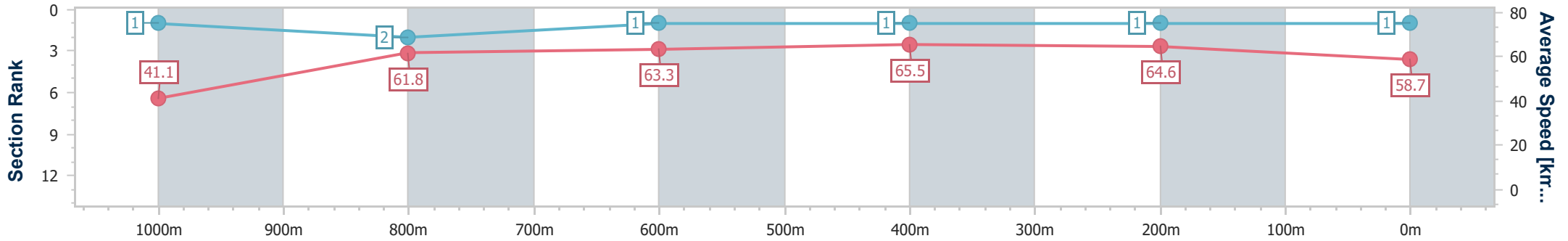


Rockhampton QLD Professional
 Race 4: GET YOUR CAULFIELD CUP TICKETS Maiden
 Handicap - 1050m
 15 August 2024 - 15:16



Track Rating: Heavy 8, Weather: Fine, Rail Position: +6.5m Entire

Section	Overall	1000m	800m	600m	400m	200m
Section Times	1:01.84 [1] (0:04.40)	0:57.44 [1] (0:11.57)	0:45.87 [2] (0:11.44)	0:34.43 [1] (0:11.02)	0:23.41 [1] (0:11.14)	0:12.27 [1] (0:12.27)
Average Speed [km/h]	41.1	61.8	63.3	65.5	64.6	58.7
Top Speed [km/h]	56.0	64.7	65.9	67.6	67.5	62.1
Avg. Dist. to Rail [m]	1.1	1.1	1.1	5.5	7.1	6.7
Avg. Stride Freq. [Hz]	2.2	2.4	2.5	2.5	2.5	2.3
Avg. Stride Length [m]	4.5	7.0	7.2	7.3	7.3	7.0



- [] Ranking at each section and finish
- .-.- No data available at this section
- NA No data available



Horse/Jockey Name	Like Smoke
Final Rank	2
Fastest Section Time (Section)	0:04.57 (Overall)
Top Speed [km/h] (Section)	66.3 (400m)
Race State	Finished

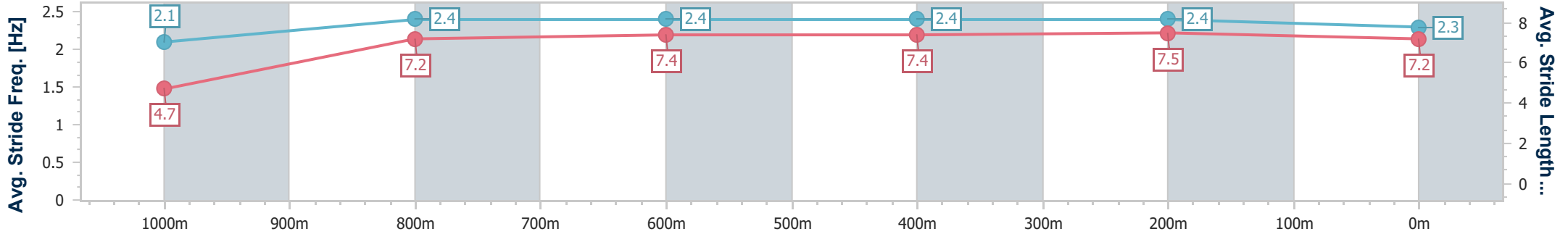
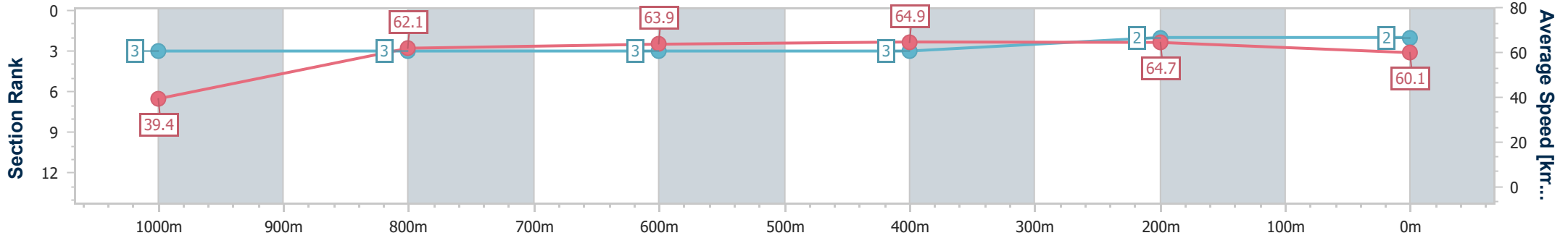


Rockhampton QLD Professional
 Race 4: GET YOUR CAULFIELD CUP TICKETS Maiden
 Handicap - 1050m
 15 August 2024 - 15:16



Track Rating: Heavy 8, Weather: Fine, Rail Position: +6.5m Entire

Section	Overall	1000m	800m	600m	400m	200m
Section Times	1:01.88 [2] (0:04.57)	0:57.31 [3] (0:11.63)	0:45.68 [3] (0:11.44)	0:34.24 [3] (0:11.12)	0:23.12 [3] (0:11.13)	0:11.99 [2] (0:11.99)
Average Speed [km/h]	39.4	62.1	63.9	64.9	64.7	60.1
Top Speed [km/h]	55.5	65.4	65.7	66.2	66.3	62.9
Avg. Dist. to Rail [m]	0.5	0.5	2.2	6.9	7.7	9.2
Avg. Stride Freq. [Hz]	2.1	2.4	2.4	2.4	2.4	2.3
Avg. Stride Length [m]	4.7	7.2	7.4	7.4	7.5	7.2



- [] Ranking at each section and finish
- .-.- No data available at this section
- NA No data available



Horse/Jockey Name	Lamentum
Final Rank	3
Fastest Section Time (Section)	0:04.63 (Overall)
Top Speed [km/h] (Section)	66.9 (600m)
Race State	Finished

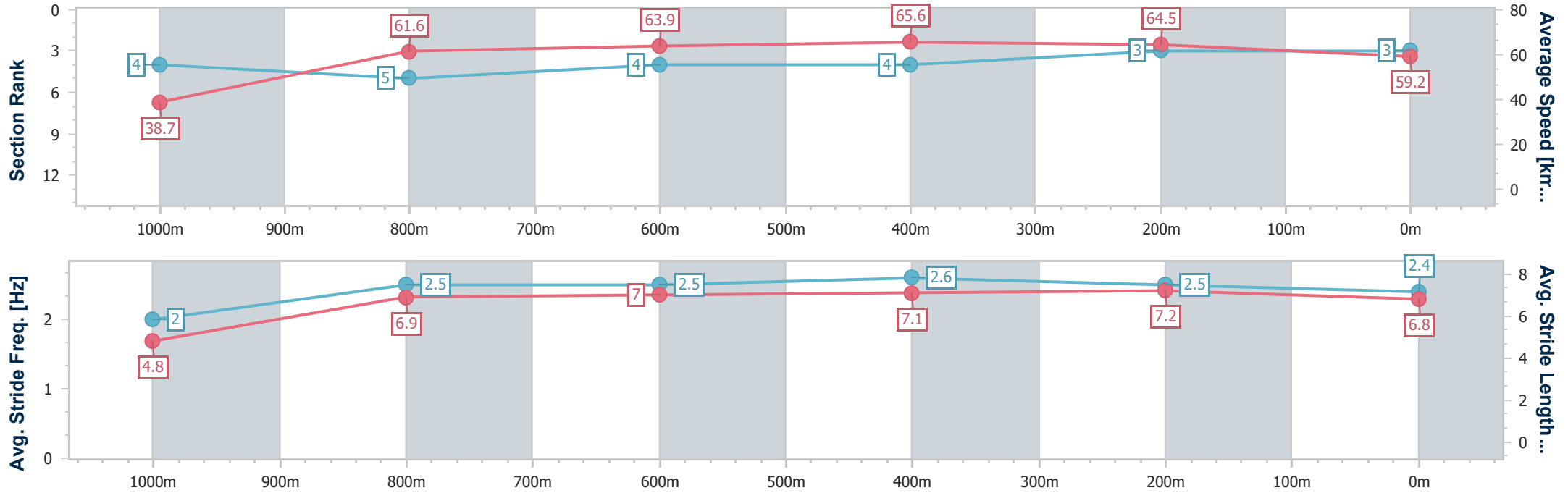


Rockhampton QLD Professional
 Race 4: GET YOUR CAULFIELD CUP TICKETS Maiden
 Handicap - 1050m
 15 August 2024 - 15:16



Track Rating: Heavy 8, Weather: Fine, Rail Position: +6.5m Entire

Section	Overall	1000m	800m	600m	400m	200m
Section Times	1:02.13 [3] (0:04.63)	0:57.50 [4] (0:11.70)	0:45.80 [5] (0:11.48)	0:34.32 [4] (0:11.00)	0:23.32 [4] (0:11.16)	0:12.16 [3] (0:12.16)
Average Speed [km/h]	38.7	61.6	63.9	65.6	64.5	59.2
Top Speed [km/h]	54.1	65.4	65.6	66.9	65.7	63.4
Avg. Dist. to Rail [m]	5.2	1.2	2.4	8.4	9.4	10.4
Avg. Stride Freq. [Hz]	2.0	2.5	2.5	2.6	2.5	2.4
Avg. Stride Length [m]	4.8	6.9	7.0	7.1	7.2	6.8



- [] Ranking at each section and finish
- .-.- No data available at this section
- NA No data available



Horse/Jockey Name	Media Gem
Final Rank	4
Fastest Section Time (Section)	0:04.79 (Overall)
Top Speed [km/h] (Section)	67.0 (600m)
Race State	Finished



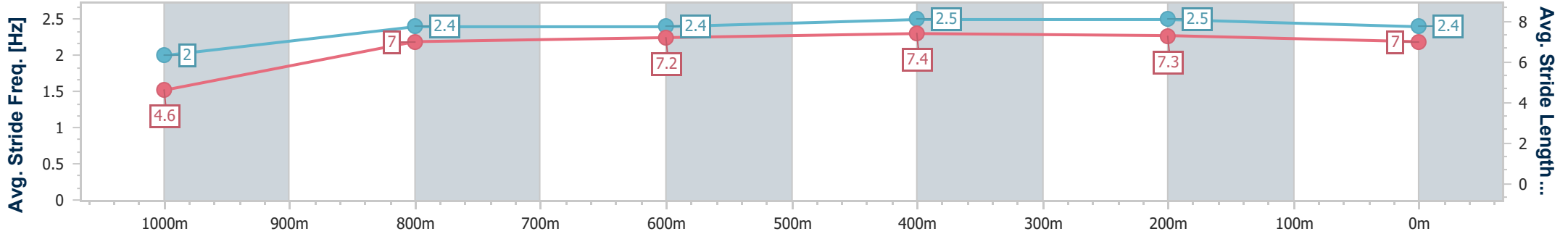
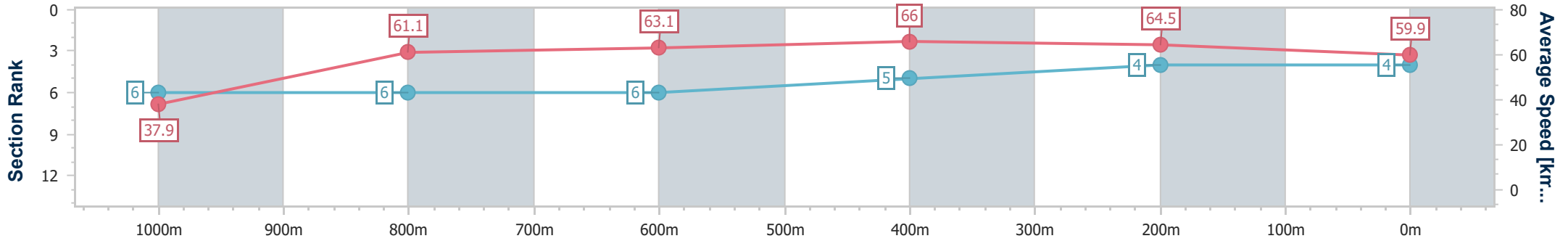
Rockhampton QLD Professional
Race 4: GET YOUR CAULFIELD CUP TICKETS Maiden Handicap - 1050m

15 August 2024 - 15:16



Track Rating: Heavy 8, Weather: Fine, Rail Position: +6.5m Entire

Section	Overall	1000m	800m	600m	400m	200m
Section Times	1:02.25 [4] (0:04.79)	0:57.46 [6] (0:11.70)	0:45.76 [6] (0:11.64)	0:34.12 [6] (0:10.95)	0:23.17 [5] (0:11.14)	0:12.03 [4] (0:12.03)
Average Speed [km/h]	37.9	61.1	63.1	66.0	64.5	59.9
Top Speed [km/h]	52.3	63.8	65.4	67.0	66.3	63.1
Avg. Dist. to Rail [m]	3.8	1.5	2.6	8.5	11.3	11.7
Avg. Stride Freq. [Hz]	2.0	2.4	2.4	2.5	2.5	2.4
Avg. Stride Length [m]	4.6	7.0	7.2	7.4	7.3	7.0



- [] Ranking at each section and finish
- .-.- No data available at this section
- NA No data available



Horse/Jockey Name	Araceli
Final Rank	5
Fastest Section Time (Section)	0:04.68 (Overall)
Top Speed [km/h] (Section)	65.7 (800m)
Race State	Finished

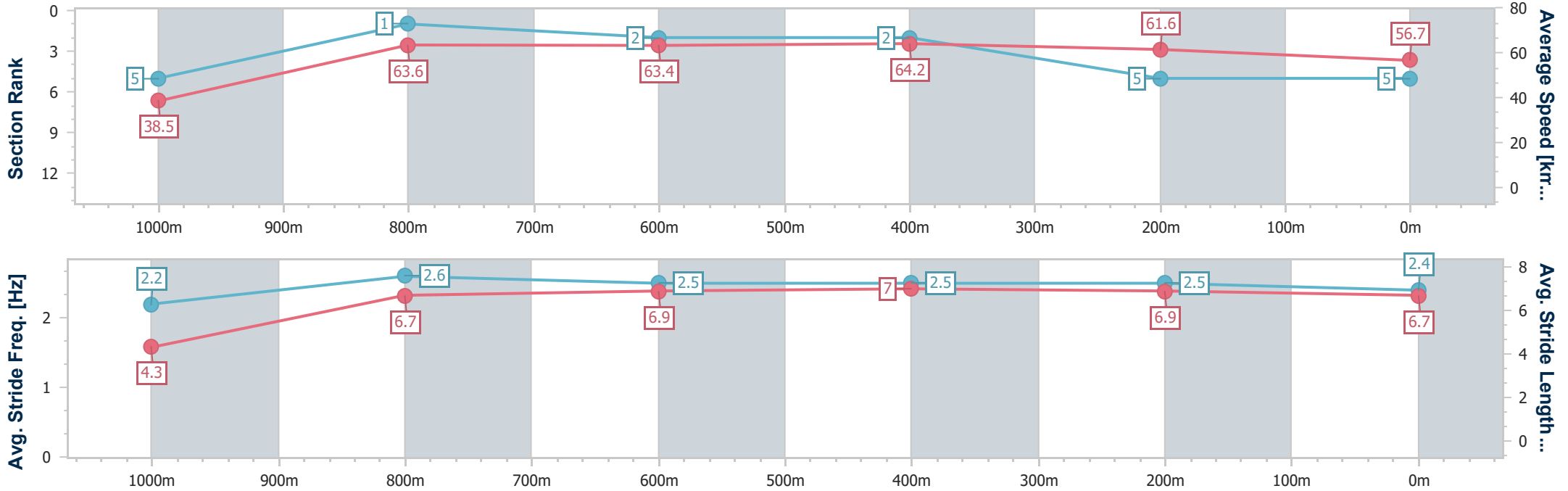


Rockhampton QLD Professional
 Race 4: GET YOUR CAULFIELD CUP TICKETS Maiden
 Handicap - 1050m
 15 August 2024 - 15:16



Track Rating: Heavy 8, Weather: Fine, Rail Position: +6.5m Entire

Section	Overall	1000m	800m	600m	400m	200m
Section Times	1:03.09 [5] (0:04.68)	0:58.41 [5] (0:11.27)	0:47.14 [1] (0:11.51)	0:35.63 [2] (0:11.25)	0:24.38 [2] (0:11.67)	0:12.71 [5] (0:12.71)
Average Speed [km/h]	38.5	63.6	63.4	64.2	61.6	56.7
Top Speed [km/h]	57.1	65.7	65.7	64.7	64.6	59.0
Avg. Dist. to Rail [m]	1.6	0.7	2.3	6.8	8.2	8.8
Avg. Stride Freq. [Hz]	2.2	2.6	2.5	2.5	2.5	2.4
Avg. Stride Length [m]	4.3	6.7	6.9	7.0	6.9	6.7



- [] Ranking at each section and finish
- .-.- No data available at this section
- NA No data available



Horse/Jockey Name	Russian Lad
Final Rank	6
Fastest Section Time (Section)	0:04.93 (Overall)
Top Speed [km/h] (Section)	66.9 (600m)
Race State	Finished



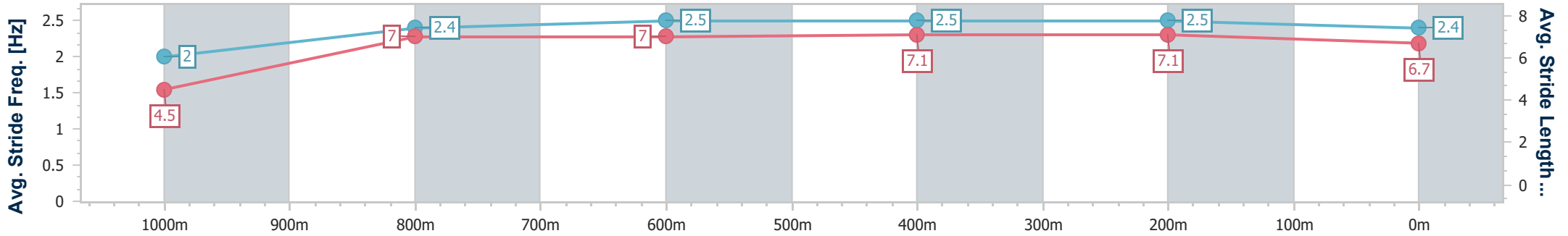
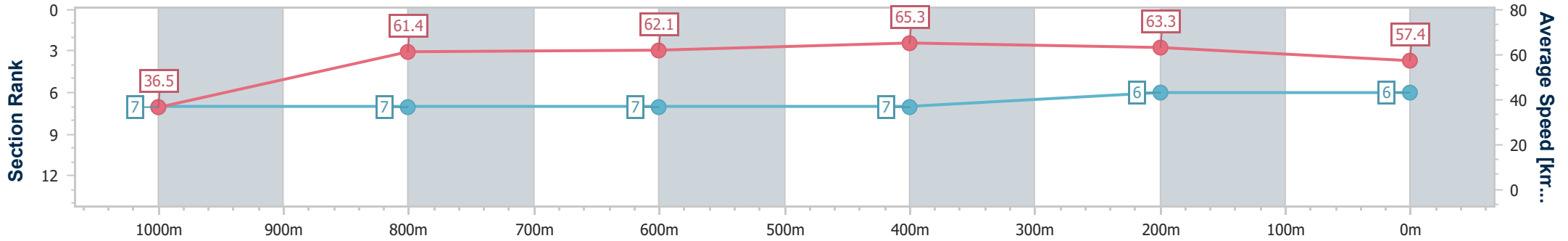
Rockhampton QLD Professional
 Race 4: GET YOUR CAULFIELD CUP TICKETS Maiden
 Handicap - 1050m



15 August 2024 - 15:16

Track Rating: Heavy 8, Weather: Fine, Rail Position: +6.5m Entire

Section	Overall	1000m	800m	600m	400m	200m
Section Times	1:03.42 [6] (0:04.93)	0:58.49 [7] (0:11.66)	0:46.83 [7] (0:11.83)	0:35.00 [7] (0:11.08)	0:23.92 [7] (0:11.39)	0:12.53 [6] (0:12.53)
Average Speed [km/h]	36.5	61.4	62.1	65.3	63.3	57.4
Top Speed [km/h]	54.2	64.3	63.3	66.9	65.3	60.8
Avg. Dist. to Rail [m]	0.9	0.9	2.6	8.6	10.1	11.9
Avg. Stride Freq. [Hz]	2.0	2.4	2.5	2.5	2.5	2.4
Avg. Stride Length [m]	4.5	7.0	7.0	7.1	7.1	6.7



- [] Ranking at each section and finish
- .-.- No data available at this section
- NA No data available



Horse/Jockey Name	The Quickening
Final Rank	7
Fastest Section Time (Section)	0:04.56 (Overall)
Top Speed [km/h] (Section)	64.9 (800m)
Race State	Finished



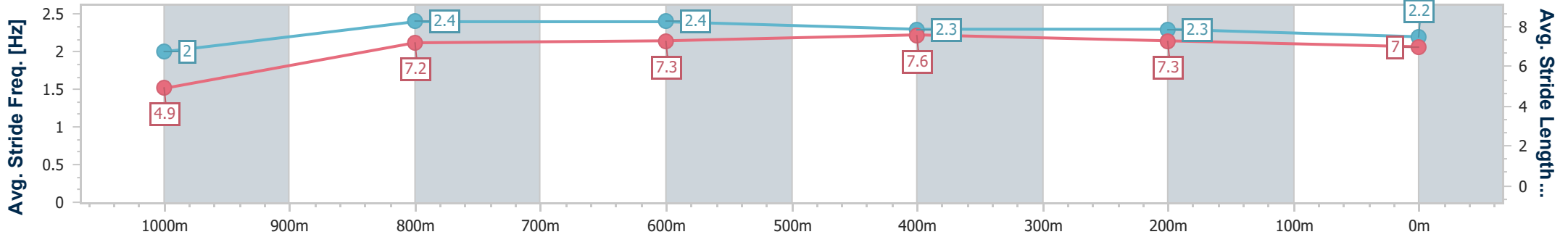
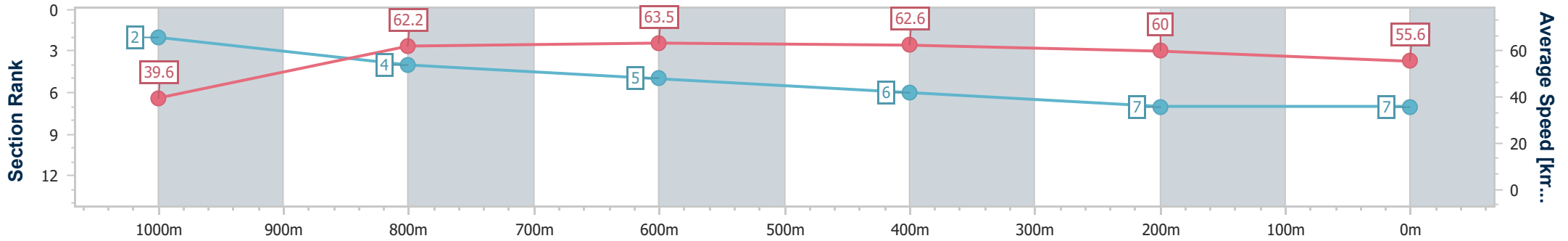
Rockhampton QLD Professional
Race 4: GET YOUR CAULFIELD CUP TICKETS Maiden Handicap - 1050m



15 August 2024 - 15:16

Track Rating: Heavy 8, Weather: Fine, Rail Position: +6.5m Entire

Section	Overall	1000m	800m	600m	400m	200m
Section Times	1:04.44 [7] (0:04.56)	0:59.88 [2] (0:11.69)	0:48.19 [4] (0:11.70)	0:36.49 [5] (0:11.51)	0:24.98 [6] (0:12.04)	0:12.94 [7] (0:12.94)
Average Speed [km/h]	39.6	62.2	63.5	62.6	60.0	55.6
Top Speed [km/h]	55.5	64.2	64.9	64.2	61.8	57.7
Avg. Dist. to Rail [m]	3.8	2.1	3.2	8.5	9.5	9.3
Avg. Stride Freq. [Hz]	2.0	2.4	2.4	2.3	2.3	2.2
Avg. Stride Length [m]	4.9	7.2	7.3	7.6	7.3	7.0



- [] Ranking at each section and finish
- .-.- No data available at this section
- NA No data available