



Rockhampton QLD Professional

Race 1: GREAT NORTHERN QTIS Three-Year-Old Maiden Handicap - 1200m

15 August 2024 - 13:26



Track Rating: Heavy 8, Weather: Fine, Rail Position: +6.5m Entire

Section												Last 600m						
Field Times												0:35.35						
	Overall	1000m	800m	600m	400m	200m												
	1:11.21 (0:12.88)	0:58.33 (0:11.16)	0:47.17 (0:11.82)	0:35.35 (0:11.45)	0:23.90 (0:11.53)	0:12.37 (0:12.37)												
Rank	TAB	Horse/Jockey	Barrier	Top Speed [km/h]	Fastest Section												Margin	Distance Travelled [m]
1	1	SCRUB CHAIN Justin Huxtable	4	65.7 Overall	0:11.20 600m	1:11.21 [1] (0:13.26)	0:57.95 [5] (0:11.29)	0:46.66 [5] (0:11.76)	0:34.90 [5] (0:11.20)	0:23.70 [4] (0:11.33)	0:12.37 [1] (0:12.37)	1:11.21	0:34.90					
2	5	LITTLE PINKER Justin Stanley	1	65.0 1000m	0:11.27 600m	1:11.73 [2] (0:13.09)	0:58.64 [3] (0:11.31)	0:47.33 [3] (0:11.68)	0:35.65 [2] (0:11.27)	0:24.38 [3] (0:11.61)	0:12.77 [2] (0:12.77)	3.03L	0:35.65	-2				
3	3	GOTTA HERO Jackson Murphy	3	66.2 1000m	0:11.16 1000m	1:12.05 [3] (0:12.88)	0:59.17 [1] (0:11.16)	0:48.01 [1] (0:11.82)	0:36.19 [1] (0:11.45)	0:24.74 [1] (0:11.66)	0:13.08 [3] (0:13.08)	4.93L	0:36.19	+2				
4	2	SUPEEDO GONZALES Sean Cormack	2	65.3 1000m	0:11.33 1000m	1:12.10 [4] (0:13.35)	0:58.75 [7] (0:11.33)	0:47.42 [6] (0:11.77)	0:35.65 [6] (0:11.33)	0:24.32 [6] (0:11.67)	0:12.65 [5] (0:12.65)	5.24L	0:35.65	+2				
5	7	BETTER THAN WORDS Zac Sprie	5	64.6 1000m	0:11.39 600m	1:12.21 [5] (0:13.37)	0:58.84 [8] (0:11.43)	0:47.41 [8] (0:11.81)	0:35.60 [8] (0:11.39)	0:24.21 [8] (0:11.74)	0:12.47 [7] (0:12.47)	5.87L	0:35.60	+2				
6	8	CATMISS Les Tilley	6	66.1 1000m	0:11.22 600m	1:12.50 [6] (0:13.01)	0:59.49 [2] (0:11.38)	0:48.11 [2] (0:11.73)	0:36.38 [3] (0:11.22)	0:25.16 [2] (0:11.85)	0:13.31 [4] (0:13.31)	7.58L	0:36.38	+2				
7	6	RUN FREDA RUN Chris Whiteley	9	65.3 800m	0:11.34 600m	1:12.58 [7] (0:13.33)	0:59.25 [6] (0:11.47)	0:47.78 [7] (0:11.80)	0:35.98 [7] (0:11.34)	0:24.64 [7] (0:11.66)	0:12.98 [6] (0:12.98)	8.03L	0:35.98	+9				
8	4	OFFANGO Ryan Wiggins	7	64.8 1000m	0:11.31 1000m	1:15.83 [8] (0:13.10)	1:02.73 [4] (0:11.31)	0:51.42 [4] (0:11.81)	0:39.61 [4] (0:11.51)	0:28.10 [5] (0:12.18)	0:15.92 [8] (0:15.92)	27.13L	0:39.61	+6				

Scratched: Ranrahh (#9)

[] Ranking at each section and finish
 -:-:- No data available at this section
 NA No data available

SCN Saddle cloth number
 DNF Did not finish
 DNT Did not track



Horse/Jockey Name	Scrub Chain
Final Rank	1
Fastest Section Time (Section)	0:11.20 (600m)
Top Speed [km/h] (Section)	65.7 (Overall)
Race State	Finished

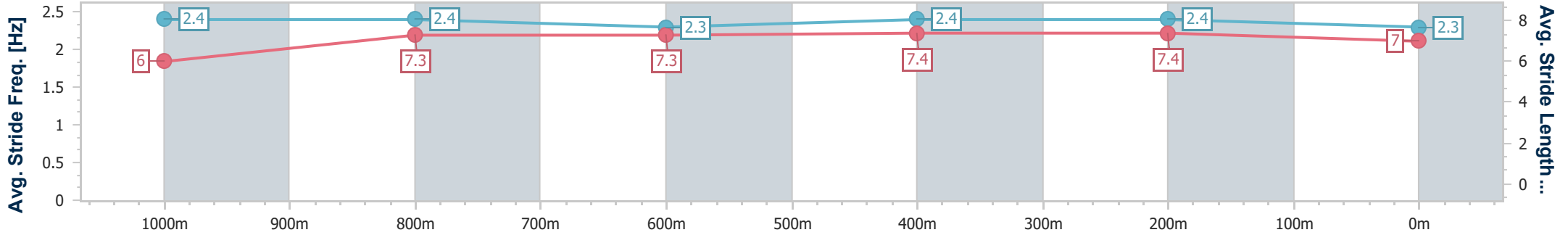
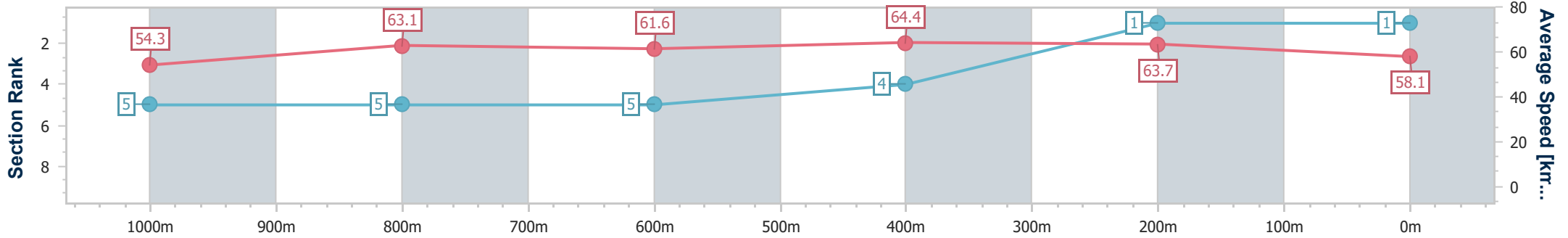


Rockhampton QLD Professional
 Race 1: GREAT NORTHERN QTIS Three-Year-Old Maiden
 Handicap - 1200m
 15 August 2024 - 13:26



Track Rating: Heavy 8, Weather: Fine, Rail Position: +6.5m Entire

Section	Overall	1000m	800m	600m	400m	200m
Section Times	1:11.21 [1] (0:13.26)	0:57.95 [5] (0:11.29)	0:46.66 [5] (0:11.76)	0:34.90 [5] (0:11.20)	0:23.70 [4] (0:11.33)	0:12.37 [1] (0:12.37)
Average Speed [km/h]	54.3	63.1	61.6	64.4	63.7	58.1
Top Speed [km/h]	65.7	65.2	63.4	65.6	65.1	60.7
Avg. Dist. to Rail [m]	1.0	1.5	1.3	6.8	10.1	9.9
Avg. Stride Freq. [Hz]	2.4	2.4	2.3	2.4	2.4	2.3
Avg. Stride Length [m]	6.0	7.3	7.3	7.4	7.4	7.0



- [] Ranking at each section and finish
- .-.- No data available at this section
- NA No data available



Horse/Jockey Name	Little Pinker
Final Rank	2
Fastest Section Time (Section)	0:11.27 (600m)
Top Speed [km/h] (Section)	65.0 (1000m)
Race State	Finished

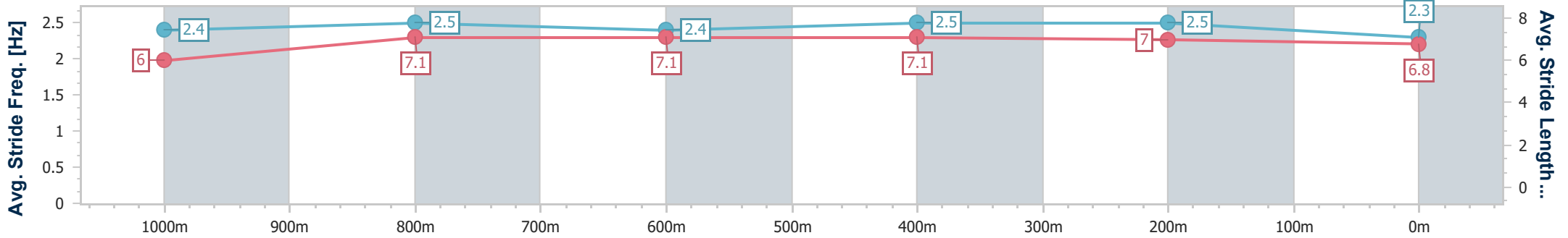
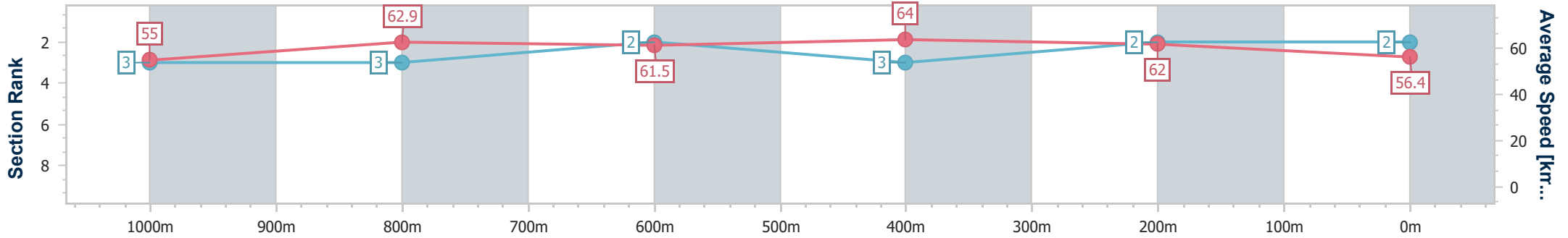


Rockhampton QLD Professional
 Race 1: GREAT NORTHERN QTIS Three-Year-Old Maiden
 Handicap - 1200m
 15 August 2024 - 13:26



Track Rating: Heavy 8, Weather: Fine, Rail Position: +6.5m Entire

Section	Overall	1000m	800m	600m	400m	200m
Section Times	1:11.73 [2] (0:13.09)	0:58.64 [3] (0:11.31)	0:47.33 [3] (0:11.68)	0:35.65 [2] (0:11.27)	0:24.38 [3] (0:11.61)	0:12.77 [2] (0:12.77)
Average Speed [km/h]	55.0	62.9	61.5	64.0	62.0	56.4
Top Speed [km/h]	64.7	65.0	63.6	64.9	64.0	60.0
Avg. Dist. to Rail [m]	3.1	1.7	1.1	4.5	8.1	8.7
Avg. Stride Freq. [Hz]	2.4	2.5	2.4	2.5	2.5	2.3
Avg. Stride Length [m]	6.0	7.1	7.1	7.1	7.0	6.8



- [] Ranking at each section and finish
- .-.- No data available at this section
- NA No data available



Horse/Jockey Name	Gotta Hero
Final Rank	3
Fastest Section Time (Section)	0:11.16 (1000m)
Top Speed [km/h] (Section)	66.2 (1000m)
Race State	Finished

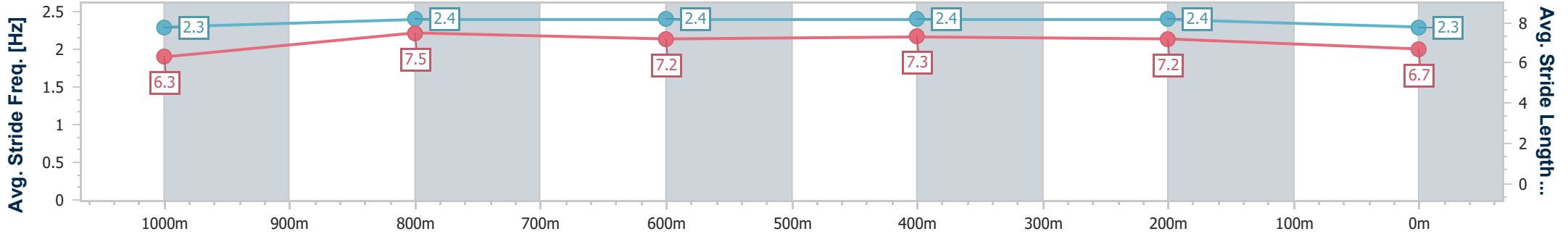
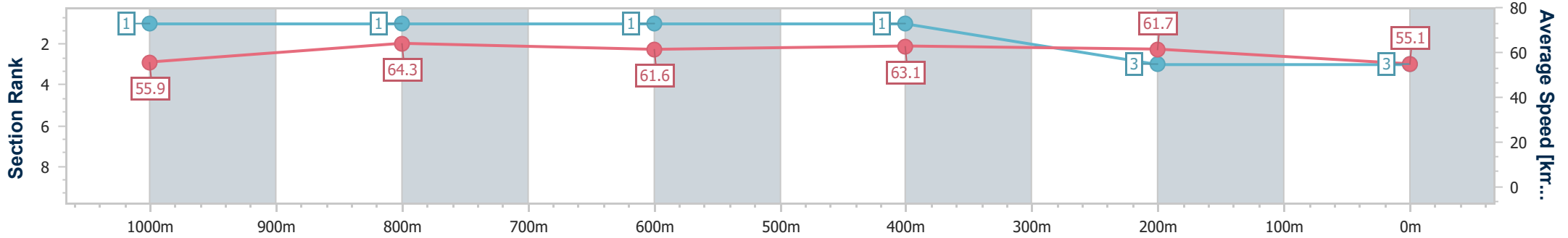


Rockhampton QLD Professional
 Race 1: GREAT NORTHERN QTIS Three-Year-Old Maiden
 Handicap - 1200m
 15 August 2024 - 13:26



Track Rating: Heavy 8, Weather: Fine, Rail Position: +6.5m Entire

Section	Overall	1000m	800m	600m	400m	200m
Section Times	1:12.05 [3] (0:12.88)	0:59.17 [1] (0:11.16)	0:48.01 [1] (0:11.82)	0:36.19 [1] (0:11.45)	0:24.74 [1] (0:11.66)	0:13.08 [3] (0:13.08)
Average Speed [km/h]	55.9	64.3	61.6	63.1	61.7	55.1
Top Speed [km/h]	65.9	66.2	63.3	64.7	63.1	58.8
Avg. Dist. to Rail [m]	1.0	0.7	1.4	3.9	6.7	7.2
Avg. Stride Freq. [Hz]	2.3	2.4	2.4	2.4	2.4	2.3
Avg. Stride Length [m]	6.3	7.5	7.2	7.3	7.2	6.7



- [] Ranking at each section and finish
- .-.- No data available at this section
- NA No data available



Horse/Jockey Name	Supeedo Gonzales
Final Rank	4
Fastest Section Time (Section)	0:11.33 (1000m)
Top Speed [km/h] (Section)	65.3 (1000m)
Race State	Finished



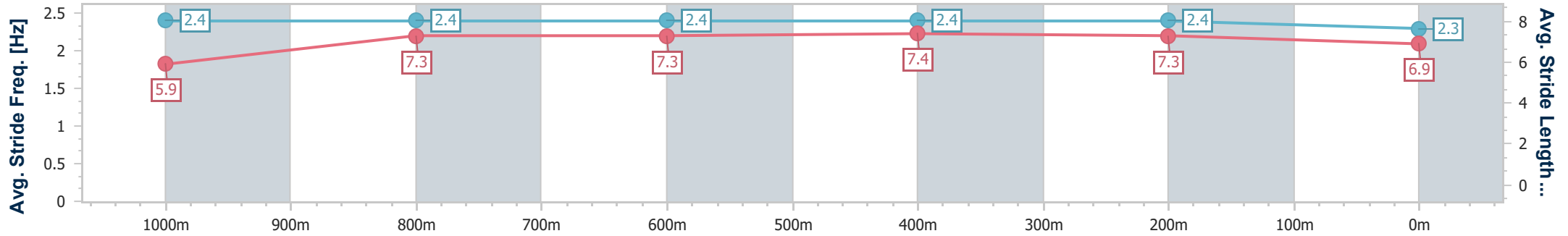
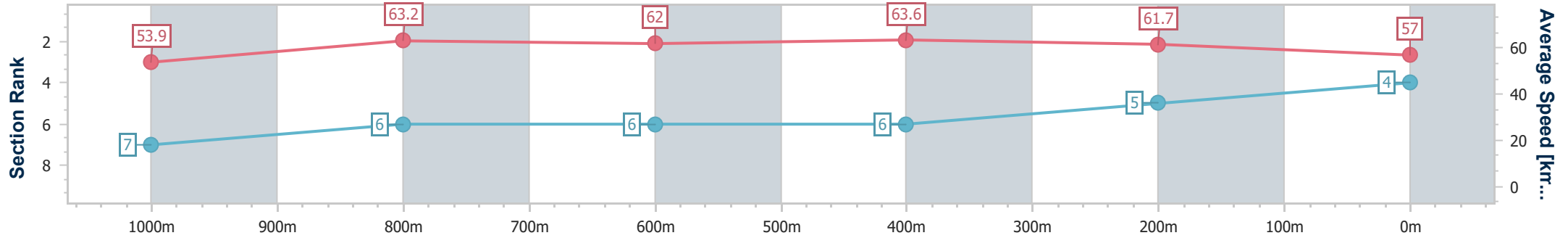
Rockhampton QLD Professional
Race 1: GREAT NORTHERN QTIS Three-Year-Old Maiden
Handicap - 1200m



15 August 2024 - 13:26

Track Rating: Heavy 8, Weather: Fine, Rail Position: +6.5m Entire

Section	Overall	1000m	800m	600m	400m	200m
Section Times	1:12.10 [4] (0:13.35)	0:58.75 [7] (0:11.33)	0:47.42 [6] (0:11.77)	0:35.65 [6] (0:11.33)	0:24.32 [6] (0:11.67)	0:12.65 [5] (0:12.65)
Average Speed [km/h]	53.9	63.2	62.0	63.6	61.7	57.0
Top Speed [km/h]	64.9	65.3	62.9	65.0	63.4	59.9
Avg. Dist. to Rail [m]	1.7	0.9	1.6	5.4	8.5	8.5
Avg. Stride Freq. [Hz]	2.4	2.4	2.4	2.4	2.4	2.3
Avg. Stride Length [m]	5.9	7.3	7.3	7.4	7.3	6.9



- [] Ranking at each section and finish
- .-.- No data available at this section
- NA No data available



Horse/Jockey Name	Better Than Words
Final Rank	5
Fastest Section Time (Section)	0:11.39 (600m)
Top Speed [km/h] (Section)	64.6 (1000m)
Race State	Finished

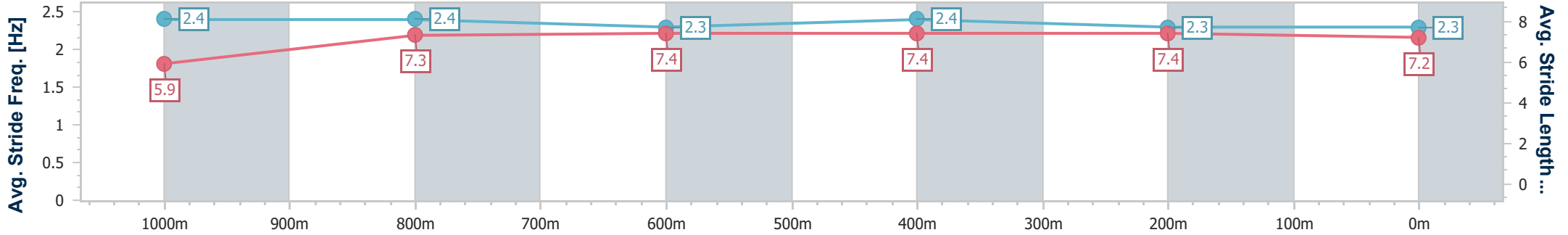
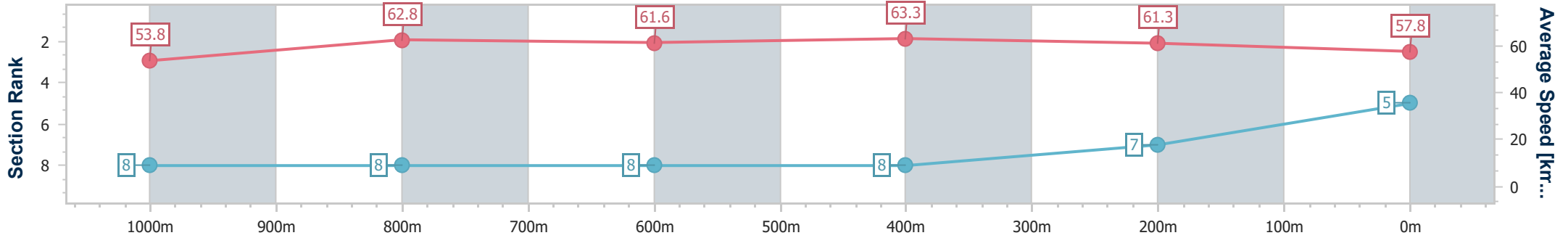


Rockhampton QLD Professional
 Race 1: GREAT NORTHERN QTIS Three-Year-Old Maiden
 Handicap - 1200m
 15 August 2024 - 13:26



Track Rating: Heavy 8, Weather: Fine, Rail Position: +6.5m Entire

Section	Overall	1000m	800m	600m	400m	200m
Section Times	1:12.21 [5] (0:13.37)	0:58.84 [8] (0:11.43)	0:47.41 [8] (0:11.81)	0:35.60 [8] (0:11.39)	0:24.21 [8] (0:11.74)	0:12.47 [7] (0:12.47)
Average Speed [km/h]	53.8	62.8	61.6	63.3	61.3	57.8
Top Speed [km/h]	64.1	64.6	62.7	64.5	63.8	59.3
Avg. Dist. to Rail [m]	0.6	0.6	1.4	5.9	8.8	10.6
Avg. Stride Freq. [Hz]	2.4	2.4	2.3	2.4	2.3	2.3
Avg. Stride Length [m]	5.9	7.3	7.4	7.4	7.4	7.2



- [] Ranking at each section and finish
- .-.- No data available at this section
- NA No data available



Horse/Jockey Name	Catmiss
Final Rank	6
Fastest Section Time (Section)	0:11.22 (600m)
Top Speed [km/h] (Section)	66.1 (1000m)
Race State	Finished

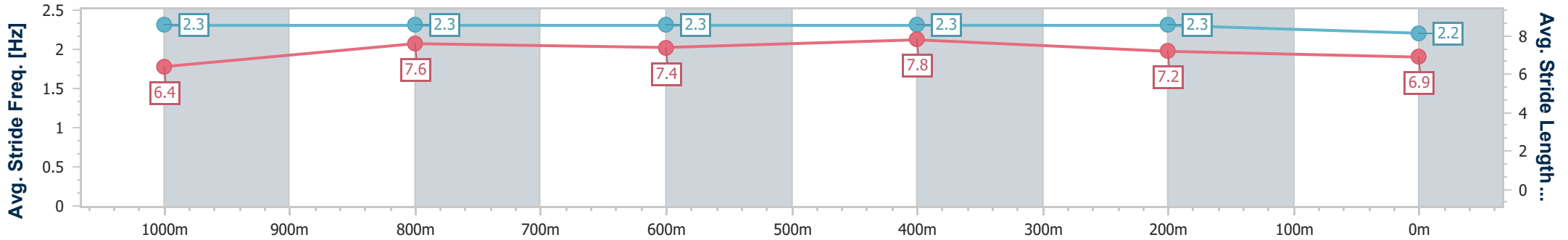
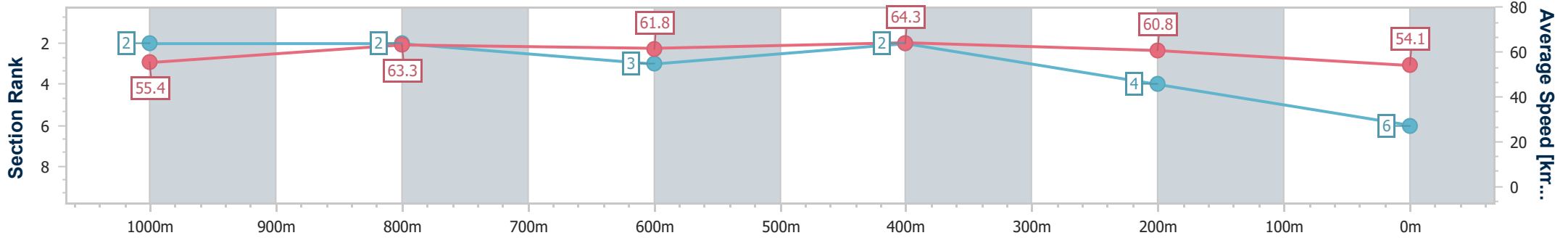


Rockhampton QLD Professional
 Race 1: GREAT NORTHERN QTIS Three-Year-Old Maiden
 Handicap - 1200m
 15 August 2024 - 13:26



Track Rating: Heavy 8, Weather: Fine, Rail Position: +6.5m Entire

Section	Overall	1000m	800m	600m	400m	200m
Section Times	1:12.50 [6] (0:13.01)	0:59.49 [2] (0:11.38)	0:48.11 [2] (0:11.73)	0:36.38 [3] (0:11.22)	0:25.16 [2] (0:11.85)	0:13.31 [4] (0:13.31)
Average Speed [km/h]	55.4	63.3	61.8	64.3	60.8	54.1
Top Speed [km/h]	65.9	66.1	63.2	65.2	64.2	57.2
Avg. Dist. to Rail [m]	1.7	0.5	1.0	5.4	8.9	9.3
Avg. Stride Freq. [Hz]	2.3	2.3	2.3	2.3	2.3	2.2
Avg. Stride Length [m]	6.4	7.6	7.4	7.8	7.2	6.9



- [] Ranking at each section and finish
- .-.- No data available at this section
- NA No data available



Horse/Jockey Name	Run Freda Run
Final Rank	7
Fastest Section Time (Section)	0:11.34 (600m)
Top Speed [km/h] (Section)	65.3 (800m)
Race State	Finished

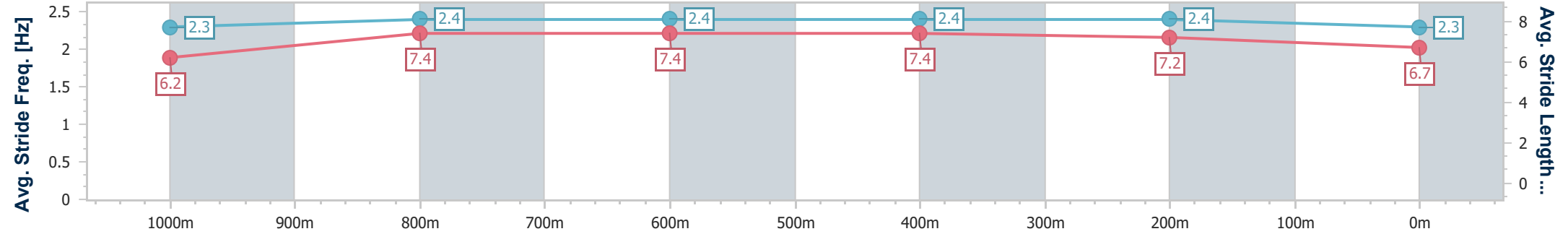
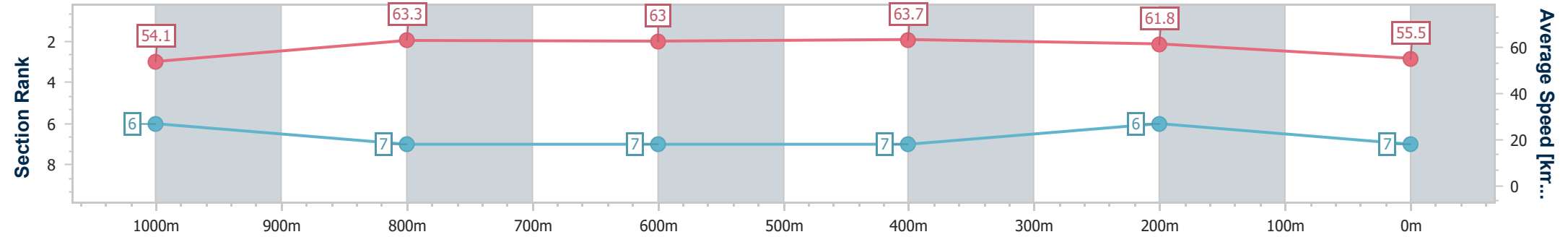


Rockhampton QLD Professional
 Race 1: GREAT NORTHERN QTIS Three-Year-Old Maiden
 Handicap - 1200m
 15 August 2024 - 13:26



Track Rating: Heavy 8, Weather: Fine, Rail Position: +6.5m Entire

Section	Overall	1000m	800m	600m	400m	200m
Section Times	1:12.58 [7] (0:13.33)	0:59.25 [6] (0:11.47)	0:47.78 [7] (0:11.80)	0:35.98 [7] (0:11.34)	0:24.64 [7] (0:11.66)	0:12.98 [6] (0:12.98)
Average Speed [km/h]	54.1	63.3	63.0	63.7	61.8	55.5
Top Speed [km/h]	63.4	64.6	65.3	65.0	63.9	59.2
Avg. Dist. to Rail [m]	3.7	1.6	4.1	8.1	10.5	10.8
Avg. Stride Freq. [Hz]	2.3	2.4	2.4	2.4	2.4	2.3
Avg. Stride Length [m]	6.2	7.4	7.4	7.4	7.2	6.7



- [] Ranking at each section and finish
- .-.- No data available at this section
- NA No data available



Horse/Jockey Name	Offango
Final Rank	8
Fastest Section Time (Section)	0:11.31 (1000m)
Top Speed [km/h] (Section)	64.8 (1000m)
Race State	Finished

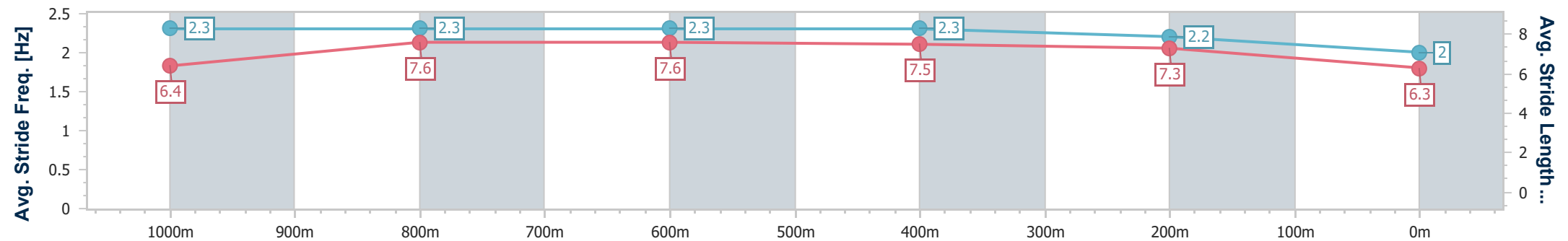
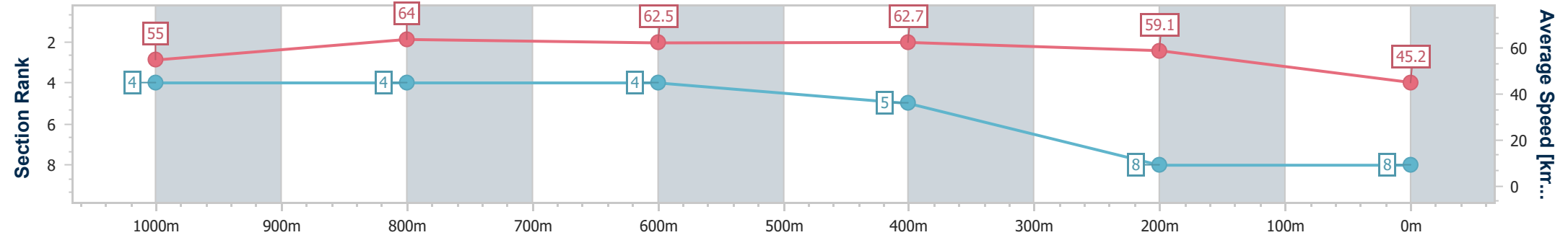


Rockhampton QLD Professional
 Race 1: GREAT NORTHERN QTIS Three-Year-Old Maiden
 Handicap - 1200m
 15 August 2024 - 13:26



Track Rating: Heavy 8, Weather: Fine, Rail Position: +6.5m Entire

Section	Overall	1000m	800m	600m	400m	200m
Section Times	1:15.83 [8] (0:13.10)	1:02.73 [4] (0:11.31)	0:51.42 [4] (0:11.81)	0:39.61 [4] (0:11.51)	0:28.10 [5] (0:12.18)	0:15.92 [8] (0:15.92)
Average Speed [km/h]	55.0	64.0	62.5	62.7	59.1	45.2
Top Speed [km/h]	64.8	64.8	63.2	63.5	61.7	53.9
Avg. Dist. to Rail [m]	2.6	1.1	2.8	7.7	10.7	11.4
Avg. Stride Freq. [Hz]	2.3	2.3	2.3	2.3	2.2	2.0
Avg. Stride Length [m]	6.4	7.6	7.6	7.5	7.3	6.3



- [] Ranking at each section and finish
- .-.- No data available at this section
- NA No data available



Rockhampton QLD Professional

Race 2: TAB OPEN Handicap - 1200m

15 August 2024 - 14:05



Track Rating: Heavy 8, Weather: Fine, Rail Position: +6.5m Entire

Section		Overall	1000m	800m	600m	400m	200m	Last 600m					
Field Times		1:10.79 (0:12.96)	0:57.83 (0:10.97)	0:46.86 (0:11.51)	0:35.35 (0:11.20)	0:24.15 (0:11.56)	0:12.59 (0:12.59)	0:35.35					
Rank	TAB Horse/Jockey	Barrier	Top Speed [km/h]	Fastest Section							Margin	Distance Travelled [m]	
1	4 LETMELETGO Sean Cormack	2	66.3 600m	0:11.05 600m	1:10.79 [1] (0:13.04)	0:57.75 [2] (0:11.20)	0:46.55 [3] (0:11.54)	0:35.01 [3] (0:11.05)	0:23.96 [4] (0:11.37)	0:12.59 [1] (0:12.59)	1:10.79	0:35.01	
2	5 COURTESY BUS Jackson Murphy	1	66.1 1000m	0:10.97 1000m	1:10.81 [2] (0:12.96)	0:57.85 [1] (0:10.97)	0:46.88 [1] (0:11.51)	0:35.37 [1] (0:11.20)	0:24.17 [1] (0:11.58)	0:12.59 [2] (0:12.59)	0.14L	0:35.37	-1
3	1 STAMPE Warwick Satherley	3	67.0 1000m	0:11.04 1000m	1:11.17 [3] (0:13.09)	0:58.08 [3] (0:11.04)	0:47.04 [2] (0:11.51)	0:35.53 [2] (0:11.17)	0:24.36 [3] (0:11.72)	0:12.64 [4] (0:12.64)	2.24L	0:35.53	+4
4	6 DOLLAR DOLLAR Justin Stanley	4	66.9 600m	0:11.04 600m	1:11.25 [4] (0:13.56)	0:57.69 [5] (0:11.19)	0:46.50 [5] (0:11.33)	0:35.17 [5] (0:11.04)	0:24.13 [5] (0:11.54)	0:12.59 [5] (0:12.59)	2.76L	0:35.17	+0
5	2 MOCIAL CHIEF Nathan Thomas	6	66.6 800m	0:10.83 600m	1:12.06 [5] (0:13.30)	0:58.76 [4] (0:11.13)	0:47.63 [4] (0:11.53)	0:36.10 [4] (0:10.83)	0:25.27 [2] (0:11.63)	0:13.64 [3] (0:13.64)	7.47L	0:36.10	+4

Scratched: Knight's Sword (#3)

[] Ranking at each section and finish
 -:-:- No data available at this section
 NA No data available

SCN Saddle cloth number
 DNF Did not finish
 DNT Did not track



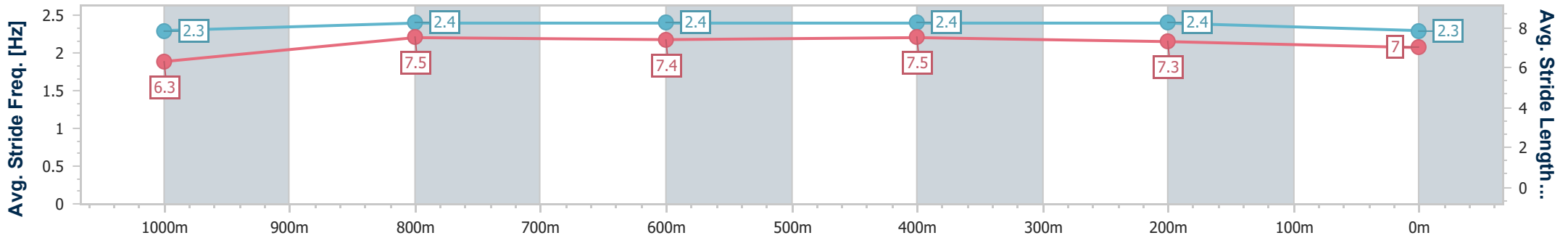
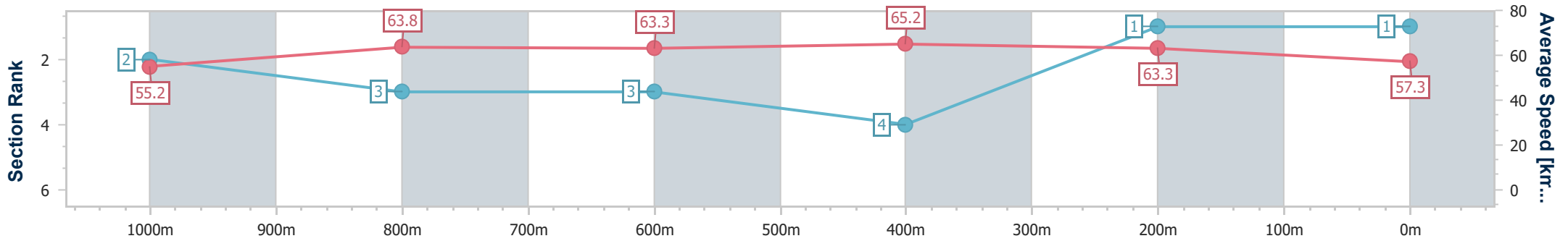
Horse/Jockey Name	Letmeletgo
Final Rank	1
Fastest Section Time (Section)	0:11.05 (600m)
Top Speed [km/h] (Section)	66.3 (600m)
Race State	Finished



Rockhampton QLD Professional
 Race 2: TAB OPEN Handicap - 1200m
 15 August 2024 - 14:05
 Track Rating: Heavy 8, Weather: Fine, Rail Position: +6.5m Entire



Section	Overall	1000m	800m	600m	400m	200m
Section Times	1:10.79 [1] (0:13.04)	0:57.75 [2] (0:11.20)	0:46.55 [3] (0:11.54)	0:35.01 [3] (0:11.05)	0:23.96 [4] (0:11.37)	0:12.59 [1] (0:12.59)
Average Speed [km/h]	55.2	63.8	63.3	65.2	63.3	57.3
Top Speed [km/h]	64.7	65.0	64.5	66.3	65.4	60.7
Avg. Dist. to Rail [m]	2.0	1.3	1.8	4.7	7.9	8.9
Avg. Stride Freq. [Hz]	2.3	2.4	2.4	2.4	2.4	2.3
Avg. Stride Length [m]	6.3	7.5	7.4	7.5	7.3	7.0



- [] Ranking at each section and finish
- .-.- No data available at this section
- NA No data available



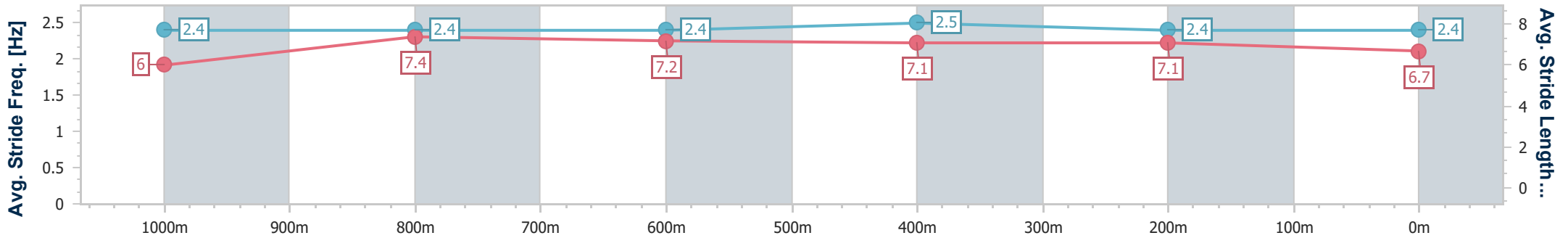
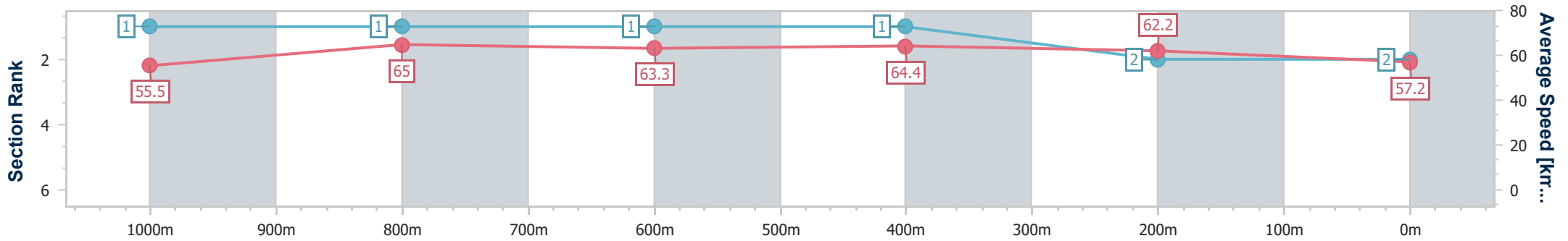
Horse/Jockey Name	Courtesy Bus
Final Rank	2
Fastest Section Time (Section)	0:10.97 (1000m)
Top Speed [km/h] (Section)	66.1 (1000m)
Race State	Finished



Rockhampton QLD Professional
 Race 2: TAB OPEN Handicap - 1200m
 15 August 2024 - 14:05
 Track Rating: Heavy 8, Weather: Fine, Rail Position: +6.5m Entire



Section	Overall	1000m	800m	600m	400m	200m
Section Times	1:10.81 [2] (0:12.96)	0:57.85 [1] (0:10.97)	0:46.88 [1] (0:11.51)	0:35.37 [1] (0:11.20)	0:24.17 [1] (0:11.58)	0:12.59 [2] (0:12.59)
Average Speed [km/h]	55.5	65.0	63.3	64.4	62.2	57.2
Top Speed [km/h]	65.6	66.1	64.1	65.0	64.7	59.5
Avg. Dist. to Rail [m]	2.8	1.4	1.4	4.2	5.9	6.8
Avg. Stride Freq. [Hz]	2.4	2.4	2.4	2.5	2.4	2.4
Avg. Stride Length [m]	6.0	7.4	7.2	7.1	7.1	6.7



- [] Ranking at each section and finish
- .-.- No data available at this section
- NA No data available



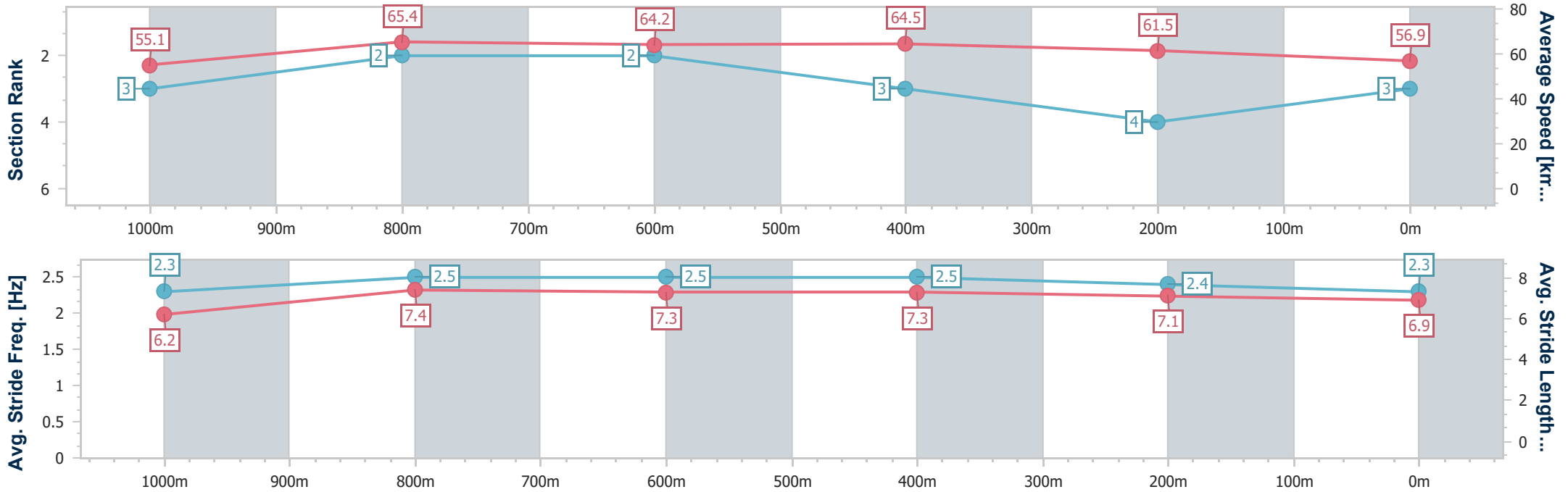
Horse/Jockey Name	Stampe
Final Rank	3
Fastest Section Time (Section)	0:11.04 (1000m)
Top Speed [km/h] (Section)	67.0 (1000m)
Race State	Finished



Rockhampton QLD Professional
 Race 2: TAB OPEN Handicap - 1200m
 15 August 2024 - 14:05
 Track Rating: Heavy 8, Weather: Fine, Rail Position: +6.5m Entire



Section	Overall	1000m	800m	600m	400m	200m
Section Times	1:11.17 [3] (0:13.09)	0:58.08 [3] (0:11.04)	0:47.04 [2] (0:11.51)	0:35.53 [2] (0:11.17)	0:24.36 [3] (0:11.72)	0:12.64 [4] (0:12.64)
Average Speed [km/h]	55.1	65.4	64.2	64.5	61.5	56.9
Top Speed [km/h]	66.3	67.0	65.8	65.8	64.2	59.6
Avg. Dist. to Rail [m]	1.2	0.5	3.2	6.7	9.0	10.2
Avg. Stride Freq. [Hz]	2.3	2.5	2.5	2.5	2.4	2.3
Avg. Stride Length [m]	6.2	7.4	7.3	7.3	7.1	6.9



- [] Ranking at each section and finish
- .-.- No data available at this section
- NA No data available



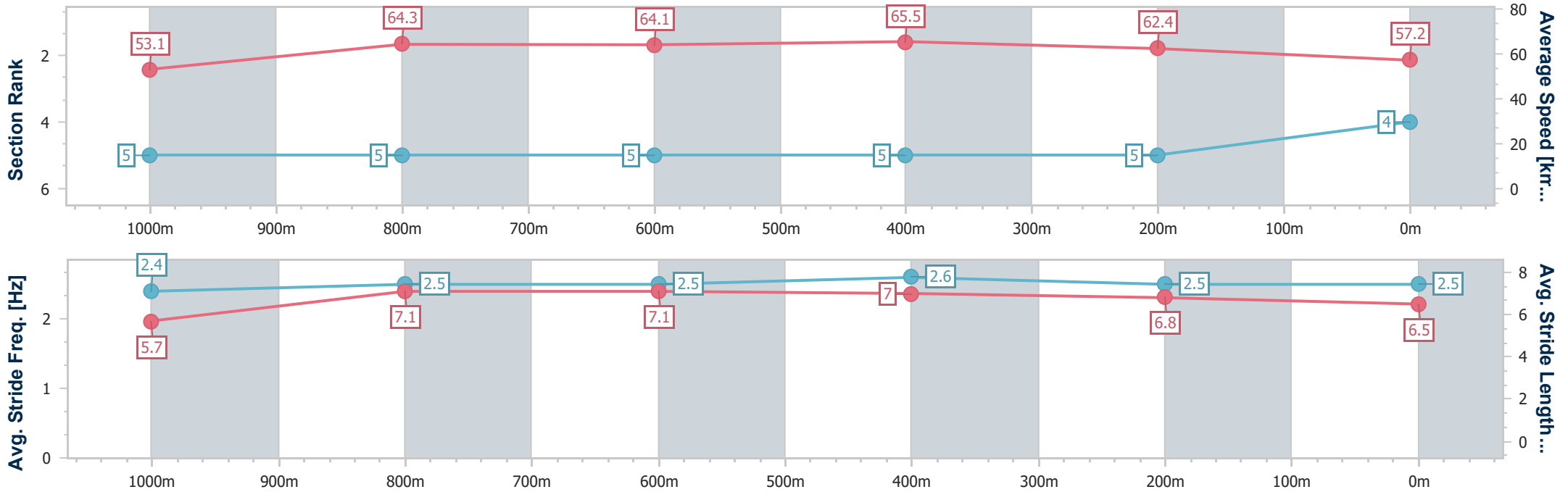
Horse/Jockey Name	Dollar Dollar
Final Rank	4
Fastest Section Time (Section)	0:11.04 (600m)
Top Speed [km/h] (Section)	66.9 (600m)
Race State	Finished



Rockhampton QLD Professional
 Race 2: TAB OPEN Handicap - 1200m
 15 August 2024 - 14:05
 Track Rating: Heavy 8, Weather: Fine, Rail Position: +6.5m Entire



Section	Overall	1000m	800m	600m	400m	200m
Section Times	1:11.25 [4] (0:13.56)	0:57.69 [5] (0:11.19)	0:46.50 [5] (0:11.33)	0:35.17 [5] (0:11.04)	0:24.13 [5] (0:11.54)	0:12.59 [5] (0:12.59)
Average Speed [km/h]	53.1	64.3	64.1	65.5	62.4	57.2
Top Speed [km/h]	66.6	66.8	66.3	66.9	64.5	60.1
Avg. Dist. to Rail [m]	0.6	1.1	1.1	7.6	11.2	12.9
Avg. Stride Freq. [Hz]	2.4	2.5	2.5	2.6	2.5	2.5
Avg. Stride Length [m]	5.7	7.1	7.1	7.0	6.8	6.5



- [] Ranking at each section and finish
- .-.- No data available at this section
- NA No data available



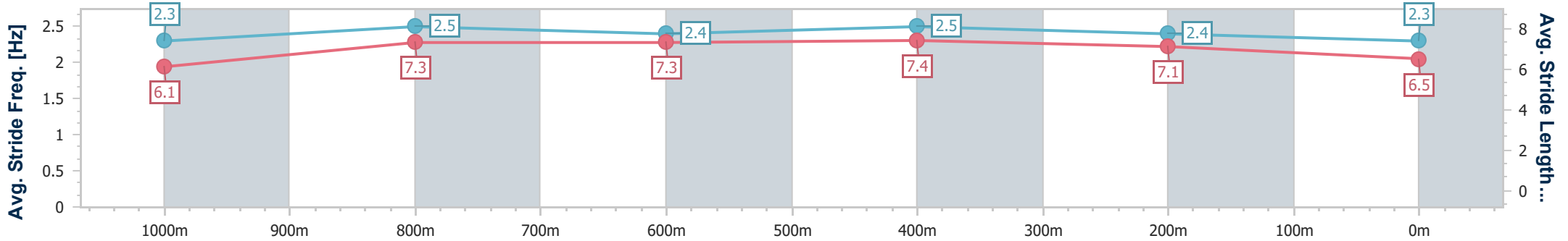
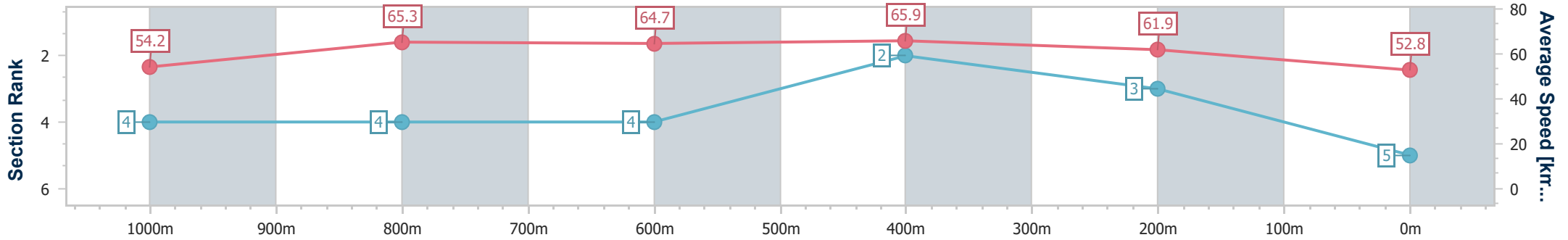
Horse/Jockey Name	Mocial Chief
Final Rank	5
Fastest Section Time (Section)	0:10.83 (600m)
Top Speed [km/h] (Section)	66.6 (800m)
Race State	Finished



Rockhampton QLD Professional
 Race 2: TAB OPEN Handicap - 1200m
 15 August 2024 - 14:05
 Track Rating: Heavy 8, Weather: Fine, Rail Position: +6.5m Entire



Section	Overall	1000m	800m	600m	400m	200m
Section Times	1:12.06 [5] (0:13.30)	0:58.76 [4] (0:11.13)	0:47.63 [4] (0:11.53)	0:36.10 [4] (0:10.83)	0:25.27 [2] (0:11.63)	0:13.64 [3] (0:13.64)
Average Speed [km/h]	54.2	65.3	64.7	65.9	61.9	52.8
Top Speed [km/h]	65.2	66.0	66.6	66.6	64.8	58.2
Avg. Dist. to Rail [m]	1.0	1.3	5.0	5.8	9.4	10.1
Avg. Stride Freq. [Hz]	2.3	2.5	2.4	2.5	2.4	2.3
Avg. Stride Length [m]	6.1	7.3	7.3	7.4	7.1	6.5



- [] Ranking at each section and finish
- .-.- No data available at this section
- NA No data available



Rockhampton QLD Professional

Race 3: 7TH SEPTEMBER RJC GALA INDUSTRY AWARDS Class 6 Plate - 1600m

15 August 2024 - 14:40



Track Rating: Heavy 8, Weather: Fine, Rail Position: +6.5m Entire

Section		Overall	1400m	1200m	1000m	800m	600m	400m	Last 600m				
Field Times		1:37.33 (0:13.99)	1:23.34 (0:11.59)	1:11.75 (0:12.07)	0:59.68 (0:12.05)	0:47.63 (0:12.14)	0:35.49 (0:11.19)	0:24.30 (0:11.58)	0:35.49				
Rank	TAB Horse/Jockey	Barrier	Top Speed [km/h]	Fastest Section	Distance Travelled [m]								
1	4 PEPPERDINE Ryan Wiggins	1	65.9 600m	0:11.19 600m	1:37.33 [1] (0:13.99)	1:23.34 [1] (0:11.59)	1:11.75 [1] (0:12.07)	0:59.68 [1] (0:12.05)	0:47.63 [1] (0:12.14)	0:35.49 [1] (0:11.19)	0:24.30 [1] (0:11.58)	0:35.49	
2	3 MOCAMBO Jackson Murphy	4	65.2 600m	0:11.20 600m	1:37.45 [2] (0:14.55)	1:22.90 [4] (0:11.75)	1:11.15 [5] (0:12.01)	0:59.14 [5] (0:12.04)	0:47.10 [5] (0:11.99)	0:35.11 [5] (0:11.20)	0:23.91 [4] (0:11.59)	0:35.11	-4
3	2 KNIFE'S EDGE Les Tilley	5	64.9 600m	0:11.26 600m	1:37.51 [3] (0:14.59)	1:22.92 [5] (0:11.71)	1:11.21 [4] (0:11.99)	0:59.22 [4] (0:12.02)	0:47.20 [4] (0:11.99)	0:35.21 [4] (0:11.26)	0:23.95 [5] (0:11.47)	0:35.21	-2
4	5 MURRAJONG ROAD Justin Huxtable	3	66.4 600m	0:11.09 600m	1:37.57 [4] (0:14.26)	1:23.31 [3] (0:11.76)	1:11.55 [3] (0:12.13)	0:59.42 [3] (0:12.10)	0:47.32 [3] (0:11.90)	0:35.42 [3] (0:11.09)	0:24.33 [2] (0:11.65)	0:35.42	-4
5	1 ACROPHOBIC Justin Stanley	7	64.3 1400m	0:11.44 600m	1:38.52 [5] (0:14.04)	1:24.48 [2] (0:11.67)	1:12.81 [2] (0:12.06)	1:00.75 [2] (0:12.19)	0:48.56 [2] (0:11.99)	0:36.57 [2] (0:11.44)	0:25.13 [3] (0:11.87)	0:36.57	+4

Scratched: Cusack (#7), Spill The Secret (#6)

[] Ranking at each section and finish
 -:-:- No data available at this section
 NA No data available

SCN Saddle cloth number
 DNF Did not finish
 DNT Did not track



Rockhampton QLD Professional

Race 3: 7TH SEPTEMBER RJC GALA INDUSTRY AWARDS Class 6 Plate - 1600m

15 August 2024 - 14:40



Track Rating: Heavy 8, Weather: Fine, Rail Position: +6.5m Entire

Section							200m			Last 600m
Field Times							0:12.72 (0:12.72)			0:35.49
Rank	TAB	Horse/Jockey	Barrier	Top Speed [km/h]	Fastest Section	Margin			Distance Travelled [m]	
1	4	PEPPERDINE Ryan Wiggins	1	65.9 600m	0:11.19 600m	0:12.72 [1] (0:12.72)	1:37.33		0:35.49	
2	3	MOCAMBO Jackson Murphy	4	65.2 600m	0:11.20 600m	0:12.32 [4] (0:12.32)	0.68L		0:35.11 -4	
3	2	KNIFE'S EDGE Les Tilley	5	64.9 600m	0:11.26 600m	0:12.48 [3] (0:12.48)	1.07L		0:35.21 -2	
4	5	MURRAJONG ROAD Justin Huxtable	3	66.4 600m	0:11.09 600m	0:12.68 [2] (0:12.68)	1.37L		0:35.42 -4	
5	1	ACROPHOBIC Justin Stanley	7	64.3 1400m	0:11.44 600m	0:13.26 [5] (0:13.26)	7.01L		0:36.57 +4	

Scratched: Cusack (#7), Spill The Secret (#6)

[] Ranking at each section and finish
 -:-:- No data available at this section
 NA No data available

SCN Saddle cloth number
 DNF Did not finish
 DNT Did not track



Horse/Jockey Name	Pepperdine
Final Rank	1
Fastest Section Time (Section)	0:11.19 (600m)
Top Speed [km/h] (Section)	65.9 (600m)
Race State	Finished

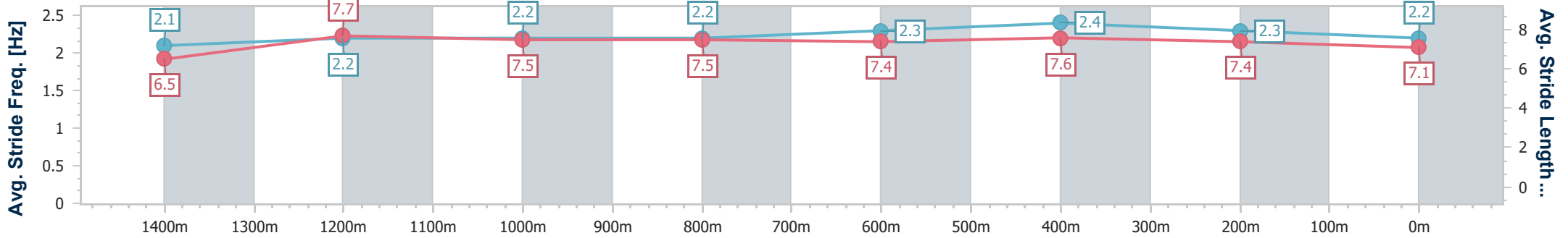
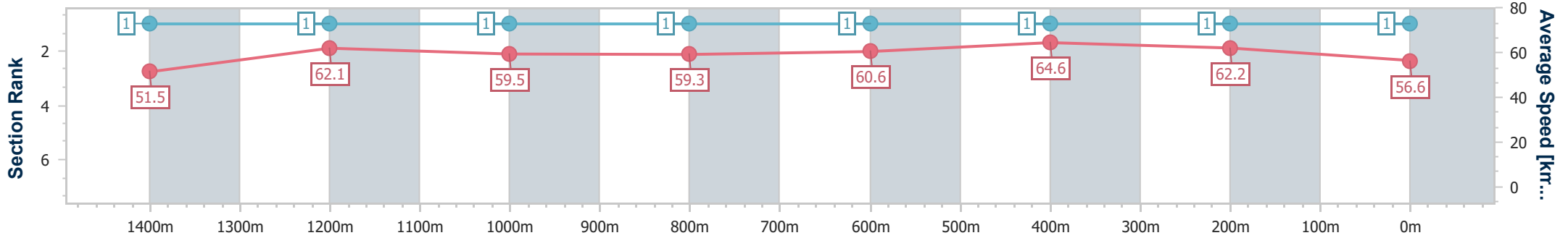


Rockhampton QLD Professional
 Race 3: 7TH SEPTEMBER RJC GALA INDUSTRY AWARDS
 Class 6 Plate - 1600m
 15 August 2024 - 14:40



Track Rating: Heavy 8, Weather: Fine, Rail Position: +6.5m Entire

Section	Overall	1400m	1200m	1000m	800m	600m	400m	200m
Section Times	1:37.33 [1] (0:13.99)	1:23.34 [1] (0:11.59)	1:11.75 [1] (0:12.07)	0:59.68 [1] (0:12.05)	0:47.63 [1] (0:12.14)	0:35.49 [1] (0:11.19)	0:24.30 [1] (0:11.58)	0:12.72 [1] (0:12.72)
Average Speed [km/h]	51.5	62.1	59.5	59.3	60.6	64.6	62.2	56.6
Top Speed [km/h]	60.9	62.8	61.6	60.0	63.4	65.9	65.5	59.2
Avg. Dist. to Rail [m]	1.2	0.9	1.2	1.4	2.8	6.8	7.8	8.6
Avg. Stride Freq. [Hz]	2.1	2.2	2.2	2.2	2.3	2.4	2.3	2.2
Avg. Stride Length [m]	6.5	7.7	7.5	7.5	7.4	7.6	7.4	7.1



- [] Ranking at each section and finish
- .-.- No data available at this section
- NA No data available



Horse/Jockey Name	Mocambo
Final Rank	2
Fastest Section Time (Section)	0:11.20 (600m)
Top Speed [km/h] (Section)	65.2 (600m)
Race State	Finished

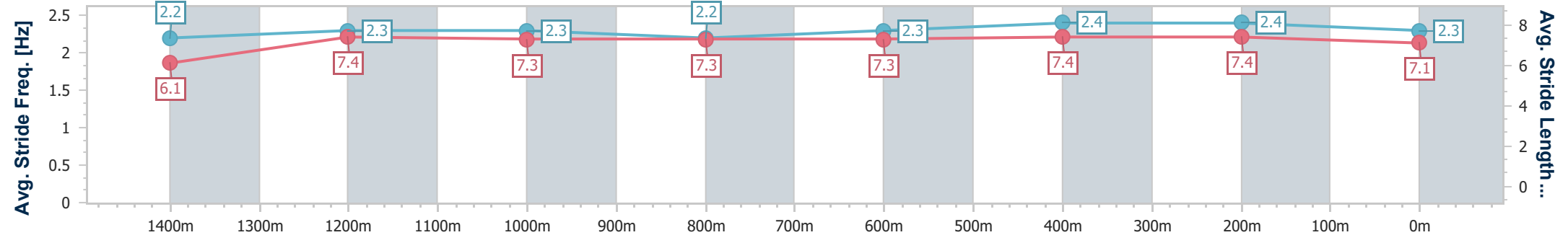
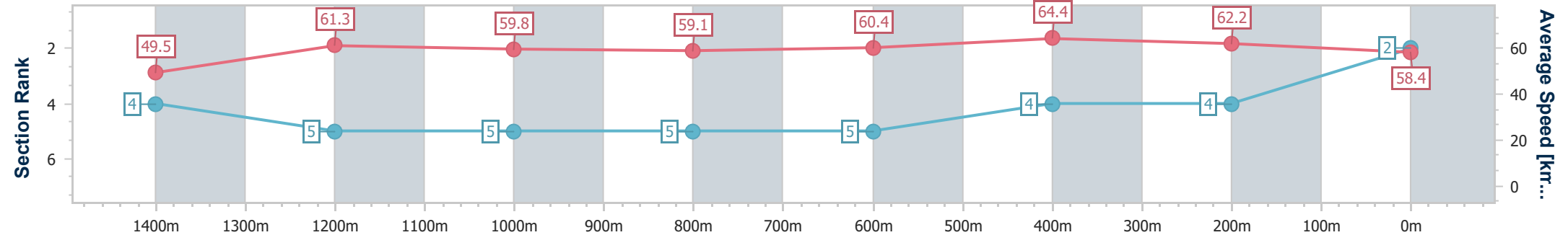


Rockhampton QLD Professional
 Race 3: 7TH SEPTEMBER RJC GALA INDUSTRY AWARDS
 Class 6 Plate - 1600m
 15 August 2024 - 14:40



Track Rating: Heavy 8, Weather: Fine, Rail Position: +6.5m Entire

Section	Overall	1400m	1200m	1000m	800m	600m	400m	200m					
Section Times	1:37.45 [2] (0:14.55)	1:22.90 [4] (0:11.75)	1:11.15 [5] (0:12.01)	0:59.14 [5] (0:12.04)	0:47.10 [5] (0:11.99)	0:35.11 [5] (0:11.20)	0:23.91 [4] (0:11.59)	0:12.32 [4] (0:12.32)					
Average Speed [km/h]	49.5	61.3	59.8	59.1	60.4	64.4	62.2	58.4					
Top Speed [km/h]	59.1	62.7	62.0	60.1	63.3	65.2	64.1	60.2					
Avg. Dist. to Rail [m]	0.7	0.8	1.3	1.9	0.8	4.4	5.6	6.1					
Avg. Stride Freq. [Hz]	2.2	2.3	2.3	2.2	2.3	2.4	2.4	2.3					
Avg. Stride Length [m]	6.1	7.4	7.3	7.3	7.3	7.4	7.4	7.1					



- [] Ranking at each section and finish
- .-.- No data available at this section
- NA No data available



Horse/Jockey Name	Knife's Edge
Final Rank	3
Fastest Section Time (Section)	0:11.26 (600m)
Top Speed [km/h] (Section)	64.9 (600m)
Race State	Finished

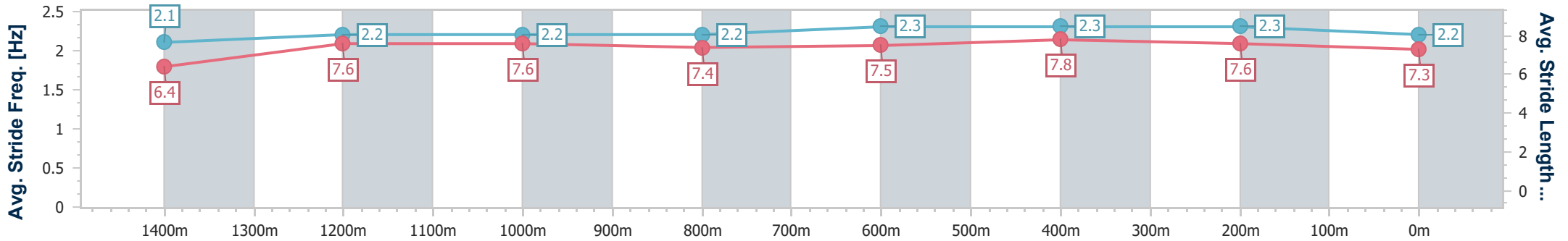
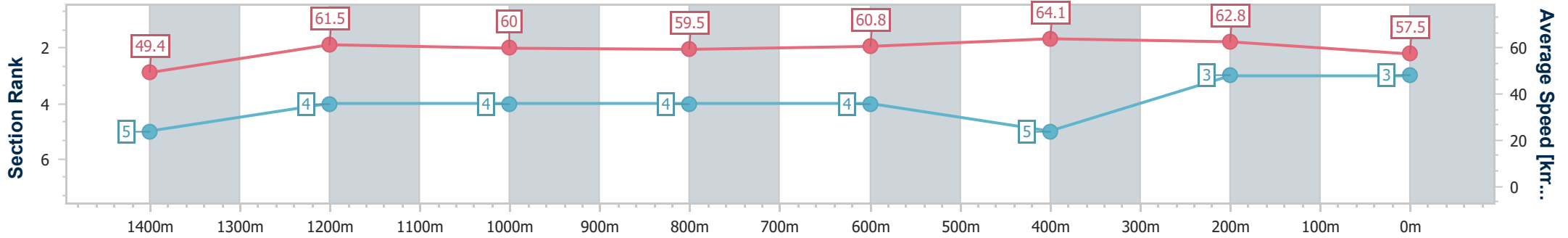


Rockhampton QLD Professional
 Race 3: 7TH SEPTEMBER RJC GALA INDUSTRY AWARDS
 Class 6 Plate - 1600m
 15 August 2024 - 14:40



Track Rating: Heavy 8, Weather: Fine, Rail Position: +6.5m Entire

Section	Overall	1400m	1200m	1000m	800m	600m	400m	200m
Section Times	1:37.51 [3] (0:14.59)	1:22.92 [5] (0:11.71)	1:11.21 [4] (0:11.99)	0:59.22 [4] (0:12.02)	0:47.20 [4] (0:11.99)	0:35.21 [4] (0:11.26)	0:23.95 [5] (0:11.47)	0:12.48 [3] (0:12.48)
Average Speed [km/h]	49.4	61.5	60.0	59.5	60.8	64.1	62.8	57.5
Top Speed [km/h]	59.5	62.8	62.8	60.7	62.7	64.9	63.9	60.5
Avg. Dist. to Rail [m]	1.2	0.3	0.5	1.0	1.6	7.2	10.0	11.9
Avg. Stride Freq. [Hz]	2.1	2.2	2.2	2.2	2.3	2.3	2.3	2.2
Avg. Stride Length [m]	6.4	7.6	7.6	7.4	7.5	7.8	7.6	7.3



- [] Ranking at each section and finish
- .-.- No data available at this section
- NA No data available



Horse/Jockey Name	Murrajong Road
Final Rank	4
Fastest Section Time (Section)	0:11.09 (600m)
Top Speed [km/h] (Section)	66.4 (600m)
Race State	Finished

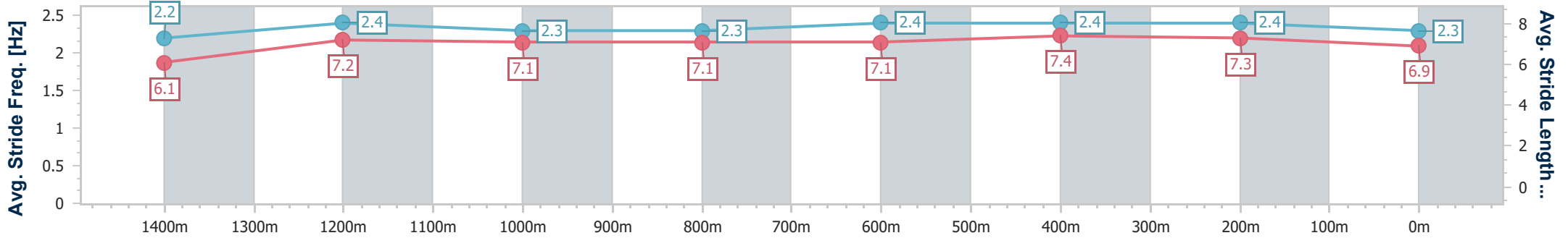
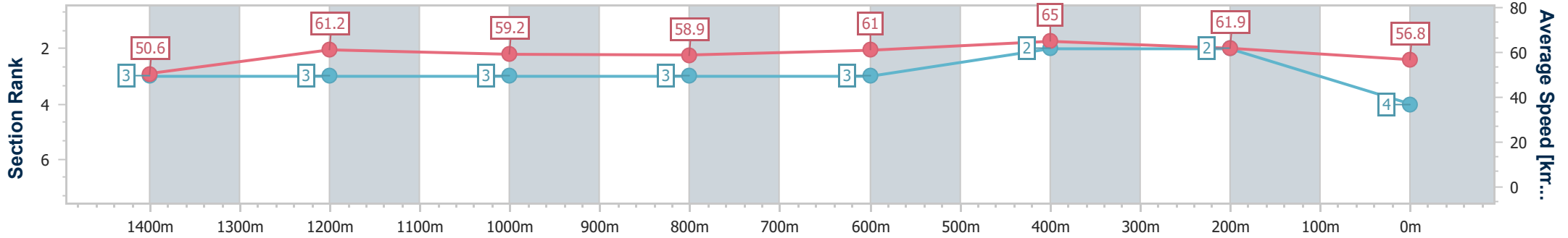


Rockhampton QLD Professional
 Race 3: 7TH SEPTEMBER RJC GALA INDUSTRY AWARDS
 Class 6 Plate - 1600m
 15 August 2024 - 14:40



Track Rating: Heavy 8, Weather: Fine, Rail Position: +6.5m Entire

Section	Overall	1400m	1200m	1000m	800m	600m	400m	200m
Section Times	1:37.57 [4] (0:14.26)	1:23.31 [3] (0:11.76)	1:11.55 [3] (0:12.13)	0:59.42 [3] (0:12.10)	0:47.32 [3] (0:11.90)	0:35.42 [3] (0:11.09)	0:24.33 [2] (0:11.65)	0:12.68 [2] (0:12.68)
Average Speed [km/h]	50.6	61.2	59.2	58.9	61.0	65.0	61.9	56.8
Top Speed [km/h]	60.3	61.9	61.0	59.6	64.4	66.4	65.6	59.4
Avg. Dist. to Rail [m]	0.5	1.2	1.8	1.8	1.0	5.2	7.1	9.0
Avg. Stride Freq. [Hz]	2.2	2.4	2.3	2.3	2.4	2.4	2.4	2.3
Avg. Stride Length [m]	6.1	7.2	7.1	7.1	7.1	7.4	7.3	6.9



- [] Ranking at each section and finish
- .-.- No data available at this section
- NA No data available



Horse/Jockey Name	Acrophobic
Final Rank	5
Fastest Section Time (Section)	0:11.44 (600m)
Top Speed [km/h] (Section)	64.3 (1400m)
Race State	Finished

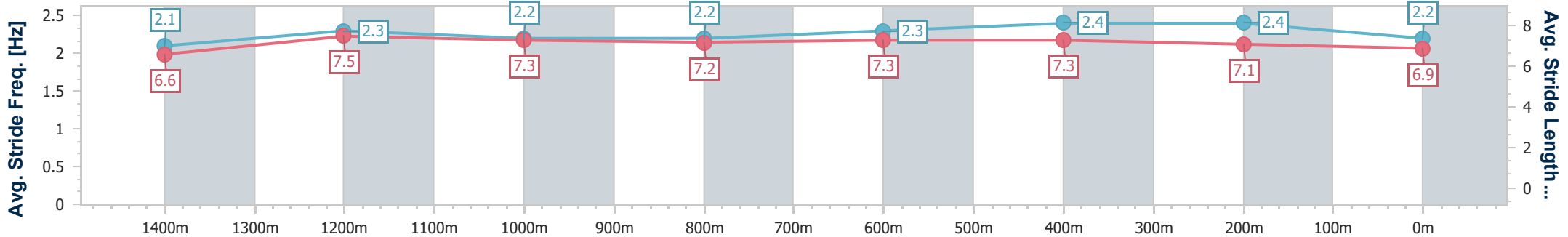
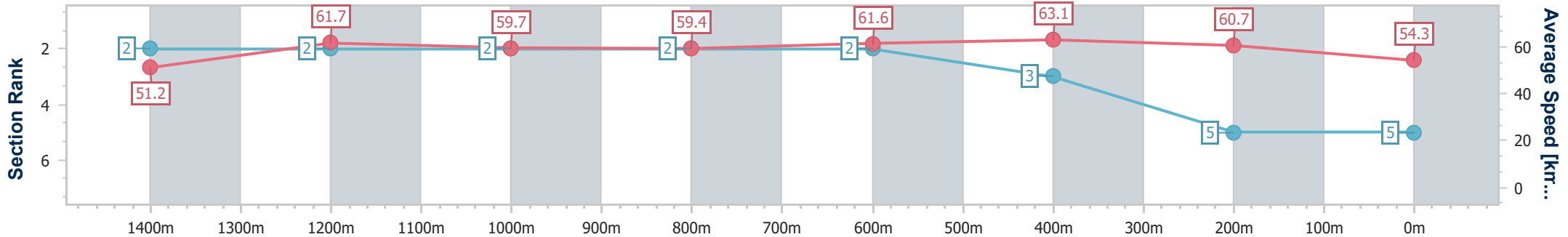


Rockhampton QLD Professional
 Race 3: 7TH SEPTEMBER RJC GALA INDUSTRY AWARDS
 Class 6 Plate - 1600m
 15 August 2024 - 14:40



Track Rating: Heavy 8, Weather: Fine, Rail Position: +6.5m Entire

Section	Overall	1400m	1200m	1000m	800m	600m	400m	200m
Section Times	1:38.52 [5] (0:14.04)	1:24.48 [2] (0:11.67)	1:12.81 [2] (0:12.06)	1:00.75 [2] (0:12.19)	0:48.56 [2] (0:11.99)	0:36.57 [2] (0:11.44)	0:25.13 [3] (0:11.87)	0:13.26 [5] (0:13.26)
Average Speed [km/h]	51.2	61.7	59.7	59.4	61.6	63.1	60.7	54.3
Top Speed [km/h]	60.2	64.3	61.6	60.7	63.9	64.0	63.5	57.8
Avg. Dist. to Rail [m]	2.1	0.9	1.1	1.1	3.1	7.0	7.9	9.6
Avg. Stride Freq. [Hz]	2.1	2.3	2.2	2.2	2.3	2.4	2.4	2.2
Avg. Stride Length [m]	6.6	7.5	7.3	7.2	7.3	7.3	7.1	6.9



- [] Ranking at each section and finish
- .-.- No data available at this section
- NA No data available



Rockhampton QLD Professional

Race 4: GET YOUR CAULFIELD CUP TICKETS Maiden Handicap - 1050m

15 August 2024 - 15:16



Track Rating: Heavy 8, Weather: Fine, Rail Position: +6.5m Entire

Section		Overall	1000m	800m	600m	400m	200m	Last 600m					
Field Times		1:01.84 (0:04.40)	0:57.44 (0:11.55)	0:45.89 (0:11.46)	0:34.43 (0:11.02)	0:23.41 (0:11.14)	0:12.27 (0:12.27)	0:34.43					
Rank	TAB Horse/Jockey	Barrier	Top Speed [km/h]	Fastest Section								Margin	Distance Travelled [m]
1	9 LITTLE MISS BELLE Tahlia Fenlon	4	67.6 600m	0:04.40 Overall	1:01.84 [1] (0:04.40)	0:57.44 [1] (0:11.57)	0:45.87 [2] (0:11.44)	0:34.43 [1] (0:11.02)	0:23.41 [1] (0:11.14)	0:12.27 [1] (0:12.27)	1:01.84	0:34.43	
2	7 LIKE SMOKE Nathan Thomas	2	66.3 400m	0:04.57 Overall	1:01.88 [2] (0:04.57)	0:57.31 [3] (0:11.63)	0:45.68 [3] (0:11.44)	0:34.24 [3] (0:11.12)	0:23.12 [3] (0:11.13)	0:11.99 [2] (0:11.99)	0.22L	0:34.24	+3
3	6 LAMENTUM Justin Huxtable	13	66.9 600m	0:04.63 Overall	1:02.13 [3] (0:04.63)	0:57.50 [4] (0:11.70)	0:45.80 [5] (0:11.48)	0:34.32 [4] (0:11.00)	0:23.32 [4] (0:11.16)	0:12.16 [3] (0:12.16)	1.68L	0:34.32	+3
4	11 MEDIA GEM Jackson Murphy	11	67.0 600m	0:04.79 Overall	1:02.25 [4] (0:04.79)	0:57.46 [6] (0:11.70)	0:45.76 [6] (0:11.64)	0:34.12 [6] (0:10.95)	0:23.17 [5] (0:11.14)	0:12.03 [4] (0:12.03)	2.38L	0:34.12	+3
5	8 ARACELI Ryan Wiggins	9	65.7 800m	0:04.68 Overall	1:03.09 [5] (0:04.68)	0:58.41 [5] (0:11.27)	0:47.14 [1] (0:11.51)	0:35.63 [2] (0:11.25)	0:24.38 [2] (0:11.67)	0:12.71 [5] (0:12.71)	7.35L	0:35.63	+2
6	4 RUSSIAN LAD Sean Cormack	6	66.9 600m	0:04.93 Overall	1:03.42 [6] (0:04.93)	0:58.49 [7] (0:11.66)	0:46.83 [7] (0:11.83)	0:35.00 [7] (0:11.08)	0:23.92 [7] (0:11.39)	0:12.53 [6] (0:12.53)	9.29L	0:35.00	+3
7	12 THE QUICKENING Adrian Layt	10	64.9 800m	0:04.56 Overall	1:04.44 [7] (0:04.56)	0:59.88 [2] (0:11.69)	0:48.19 [4] (0:11.70)	0:36.49 [5] (0:11.51)	0:24.98 [6] (0:12.04)	0:12.94 [7] (0:12.94)	15.28L	0:36.49	+6

Scratched: Snazzy Snitzel (#1), Comango (#2), Absolve (#3), Hank The Hustler (#5), Andiron (#10), Boitumelo (#13)

[] Ranking at each section and finish
 -:-:- No data available at this section
 NA No data available

SCN Saddle cloth number
 DNF Did not finish
 DNT Did not track



Horse/Jockey Name	Little Miss Belle
Final Rank	1
Fastest Section Time (Section)	0:04.40 (Overall)
Top Speed [km/h] (Section)	67.6 (600m)
Race State	Finished

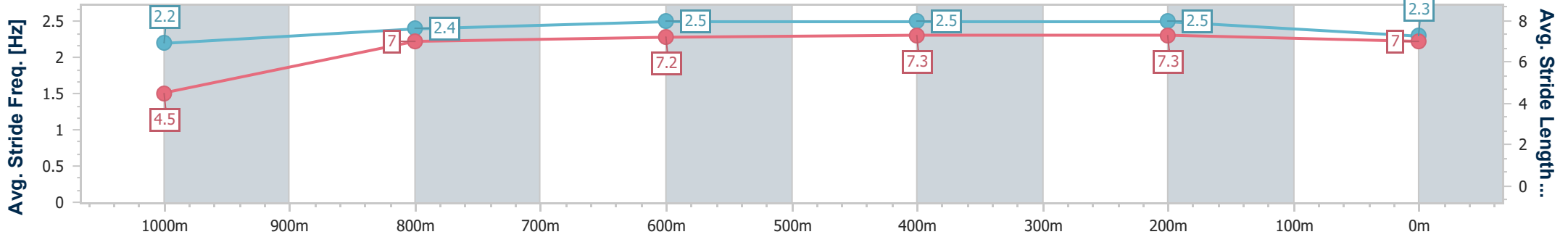
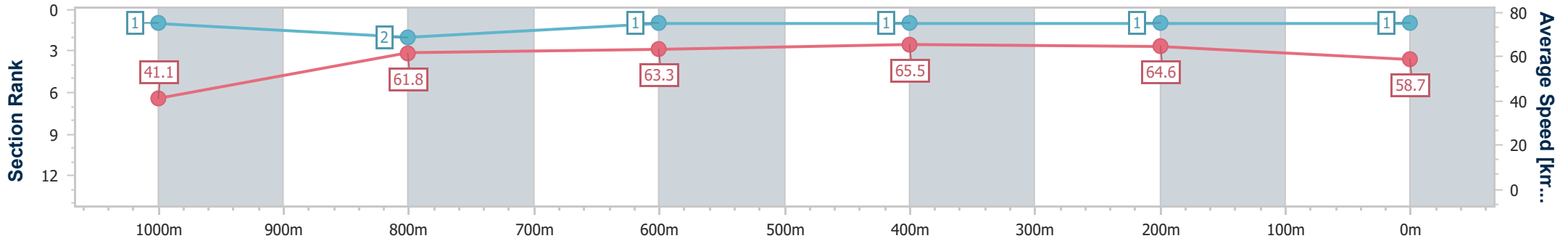


Rockhampton QLD Professional
 Race 4: GET YOUR CAULFIELD CUP TICKETS Maiden
 Handicap - 1050m
 15 August 2024 - 15:16



Track Rating: Heavy 8, Weather: Fine, Rail Position: +6.5m Entire

Section	Overall	1000m	800m	600m	400m	200m
Section Times	1:01.84 [1] (0:04.40)	0:57.44 [1] (0:11.57)	0:45.87 [2] (0:11.44)	0:34.43 [1] (0:11.02)	0:23.41 [1] (0:11.14)	0:12.27 [1] (0:12.27)
Average Speed [km/h]	41.1	61.8	63.3	65.5	64.6	58.7
Top Speed [km/h]	56.0	64.7	65.9	67.6	67.5	62.1
Avg. Dist. to Rail [m]	1.1	1.1	1.1	5.5	7.1	6.7
Avg. Stride Freq. [Hz]	2.2	2.4	2.5	2.5	2.5	2.3
Avg. Stride Length [m]	4.5	7.0	7.2	7.3	7.3	7.0



- [] Ranking at each section and finish
- .-.- No data available at this section
- NA No data available



Horse/Jockey Name	Like Smoke
Final Rank	2
Fastest Section Time (Section)	0:04.57 (Overall)
Top Speed [km/h] (Section)	66.3 (400m)
Race State	Finished



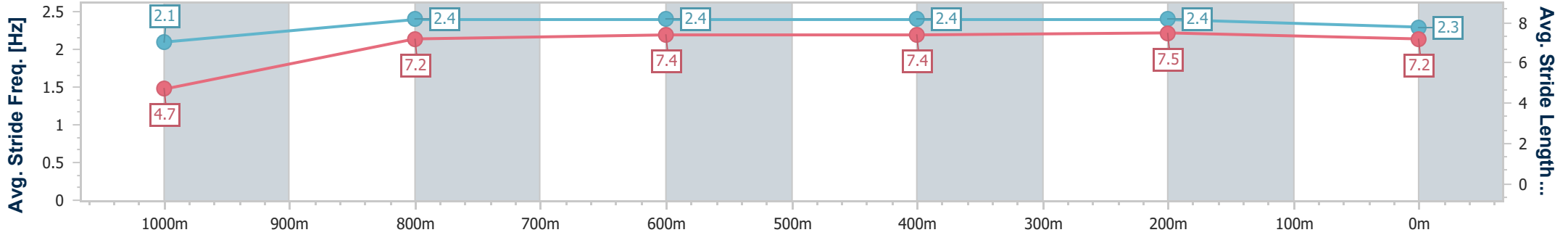
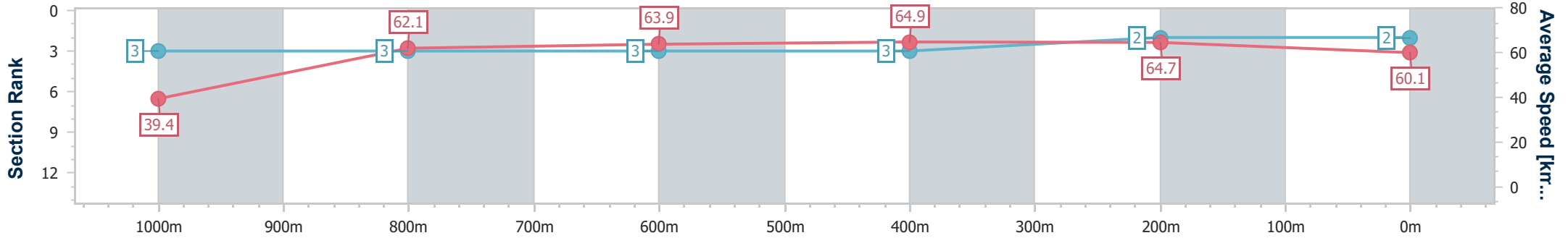
Rockhampton QLD Professional
Race 4: GET YOUR CAULFIELD CUP TICKETS Maiden
Handicap - 1050m

15 August 2024 - 15:16



Track Rating: Heavy 8, Weather: Fine, Rail Position: +6.5m Entire

Section	Overall	1000m	800m	600m	400m	200m
Section Times	1:01.88 [2] (0:04.57)	0:57.31 [3] (0:11.63)	0:45.68 [3] (0:11.44)	0:34.24 [3] (0:11.12)	0:23.12 [3] (0:11.13)	0:11.99 [2] (0:11.99)
Average Speed [km/h]	39.4	62.1	63.9	64.9	64.7	60.1
Top Speed [km/h]	55.5	65.4	65.7	66.2	66.3	62.9
Avg. Dist. to Rail [m]	0.5	0.5	2.2	6.9	7.7	9.2
Avg. Stride Freq. [Hz]	2.1	2.4	2.4	2.4	2.4	2.3
Avg. Stride Length [m]	4.7	7.2	7.4	7.4	7.5	7.2



- [] Ranking at each section and finish
- .-.- No data available at this section
- NA No data available



Horse/Jockey Name	Lamentum
Final Rank	3
Fastest Section Time (Section)	0:04.63 (Overall)
Top Speed [km/h] (Section)	66.9 (600m)
Race State	Finished

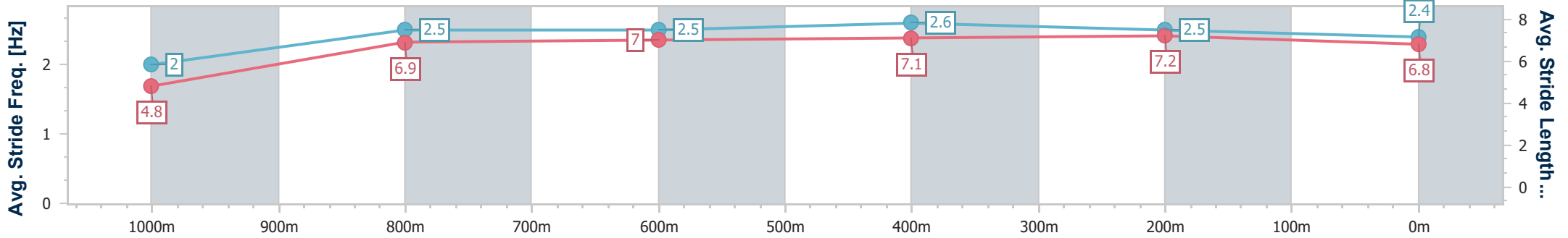
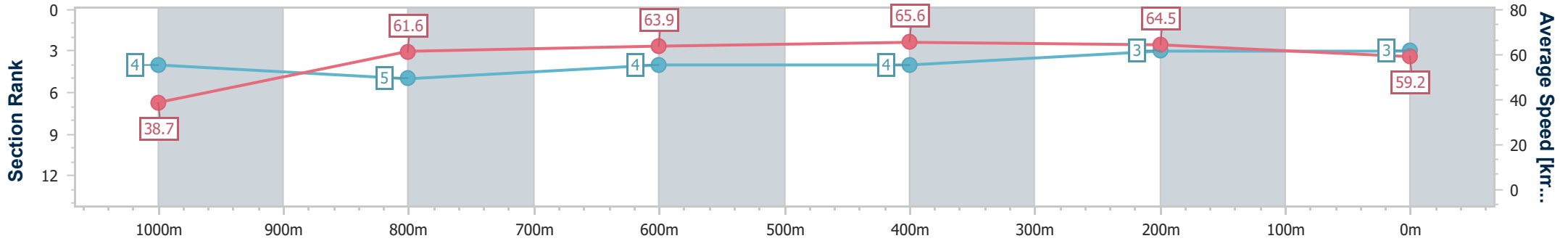


Rockhampton QLD Professional
 Race 4: GET YOUR CAULFIELD CUP TICKETS Maiden
 Handicap - 1050m
 15 August 2024 - 15:16



Track Rating: Heavy 8, Weather: Fine, Rail Position: +6.5m Entire

Section	Overall	1000m	800m	600m	400m	200m
Section Times	1:02.13 [3] (0:04.63)	0:57.50 [4] (0:11.70)	0:45.80 [5] (0:11.48)	0:34.32 [4] (0:11.00)	0:23.32 [4] (0:11.16)	0:12.16 [3] (0:12.16)
Average Speed [km/h]	38.7	61.6	63.9	65.6	64.5	59.2
Top Speed [km/h]	54.1	65.4	65.6	66.9	65.7	63.4
Avg. Dist. to Rail [m]	5.2	1.2	2.4	8.4	9.4	10.4
Avg. Stride Freq. [Hz]	2.0	2.5	2.5	2.6	2.5	2.4
Avg. Stride Length [m]	4.8	6.9	7.0	7.1	7.2	6.8



- [] Ranking at each section and finish
- .-.- No data available at this section
- NA No data available



Horse/Jockey Name	Media Gem
Final Rank	4
Fastest Section Time (Section)	0:04.79 (Overall)
Top Speed [km/h] (Section)	67.0 (600m)
Race State	Finished



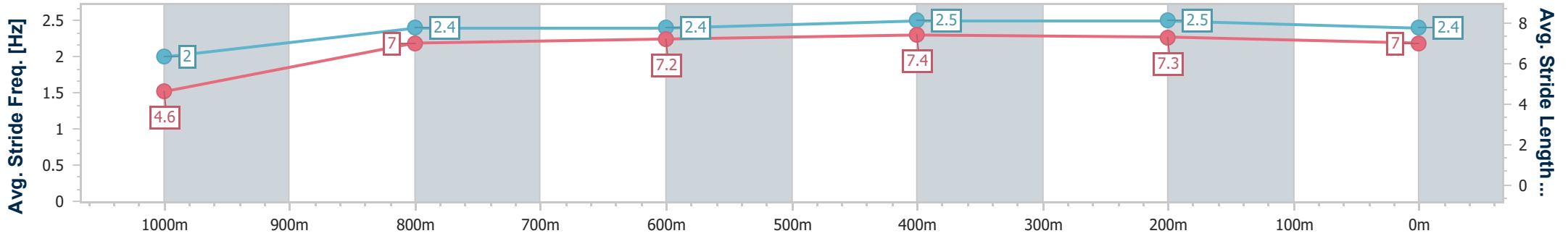
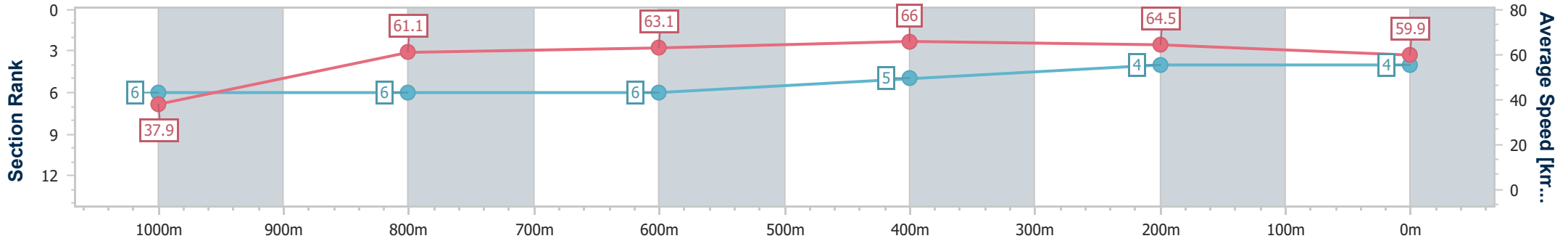
Rockhampton QLD Professional
Race 4: GET YOUR CAULFIELD CUP TICKETS Maiden
Handicap - 1050m

15 August 2024 - 15:16



Track Rating: Heavy 8, Weather: Fine, Rail Position: +6.5m Entire

Section	Overall	1000m	800m	600m	400m	200m
Section Times	1:02.25 [4] (0:04.79)	0:57.46 [6] (0:11.70)	0:45.76 [6] (0:11.64)	0:34.12 [6] (0:10.95)	0:23.17 [5] (0:11.14)	0:12.03 [4] (0:12.03)
Average Speed [km/h]	37.9	61.1	63.1	66.0	64.5	59.9
Top Speed [km/h]	52.3	63.8	65.4	67.0	66.3	63.1
Avg. Dist. to Rail [m]	3.8	1.5	2.6	8.5	11.3	11.7
Avg. Stride Freq. [Hz]	2.0	2.4	2.4	2.5	2.5	2.4
Avg. Stride Length [m]	4.6	7.0	7.2	7.4	7.3	7.0



- [] Ranking at each section and finish
- .-.- No data available at this section
- NA No data available



Horse/Jockey Name	Araceli
Final Rank	5
Fastest Section Time (Section)	0:04.68 (Overall)
Top Speed [km/h] (Section)	65.7 (800m)
Race State	Finished



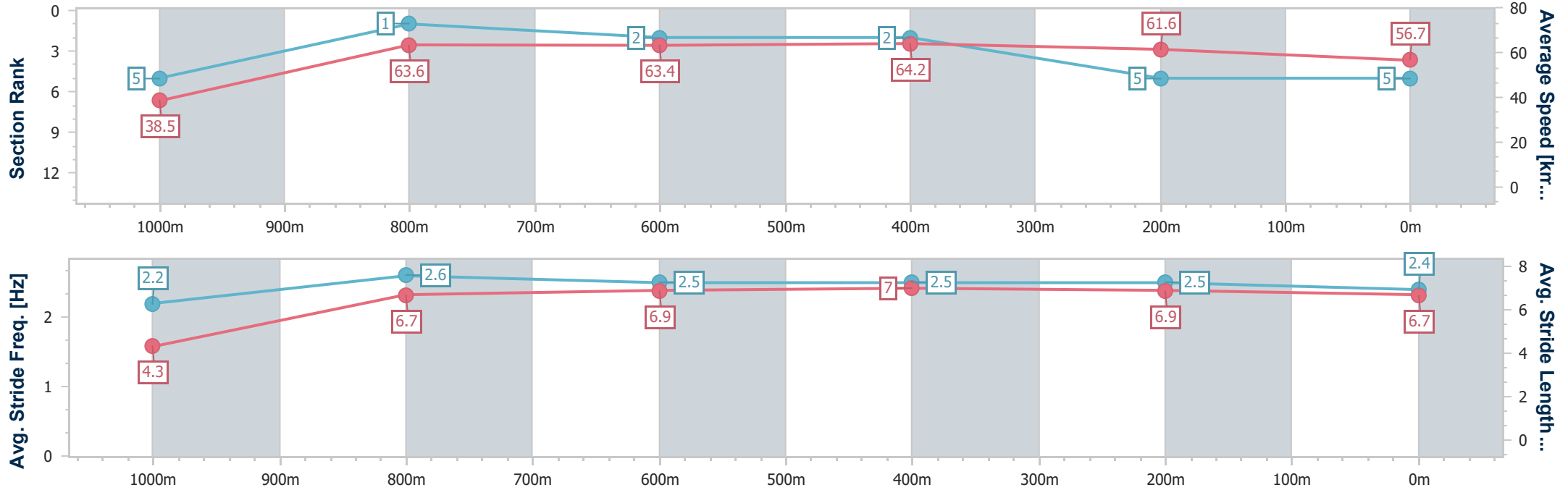
Rockhampton QLD Professional
Race 4: GET YOUR CAULFIELD CUP TICKETS Maiden
Handicap - 1050m



15 August 2024 - 15:16

Track Rating: Heavy 8, Weather: Fine, Rail Position: +6.5m Entire

Section	Overall	1000m	800m	600m	400m	200m
Section Times	1:03.09 [5] (0:04.68)	0:58.41 [5] (0:11.27)	0:47.14 [1] (0:11.51)	0:35.63 [2] (0:11.25)	0:24.38 [2] (0:11.67)	0:12.71 [5] (0:12.71)
Average Speed [km/h]	38.5	63.6	63.4	64.2	61.6	56.7
Top Speed [km/h]	57.1	65.7	65.7	64.7	64.6	59.0
Avg. Dist. to Rail [m]	1.6	0.7	2.3	6.8	8.2	8.8
Avg. Stride Freq. [Hz]	2.2	2.6	2.5	2.5	2.5	2.4
Avg. Stride Length [m]	4.3	6.7	6.9	7.0	6.9	6.7



- [] Ranking at each section and finish
- .-.- No data available at this section
- NA No data available



Horse/Jockey Name	Russian Lad
Final Rank	6
Fastest Section Time (Section)	0:04.93 (Overall)
Top Speed [km/h] (Section)	66.9 (600m)
Race State	Finished



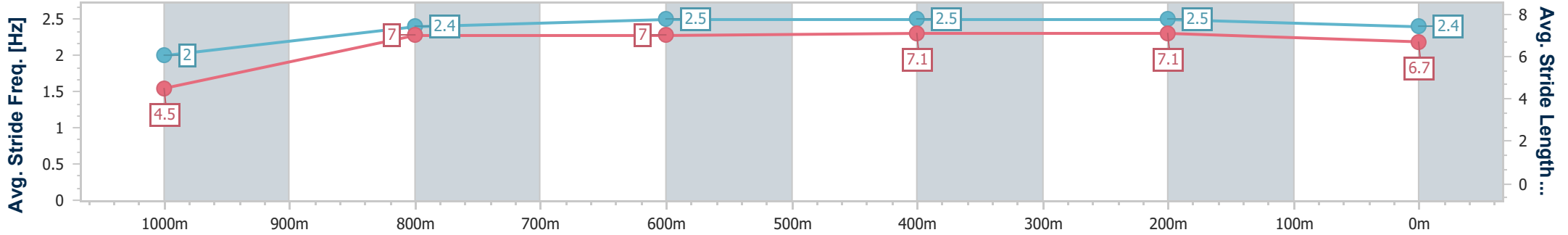
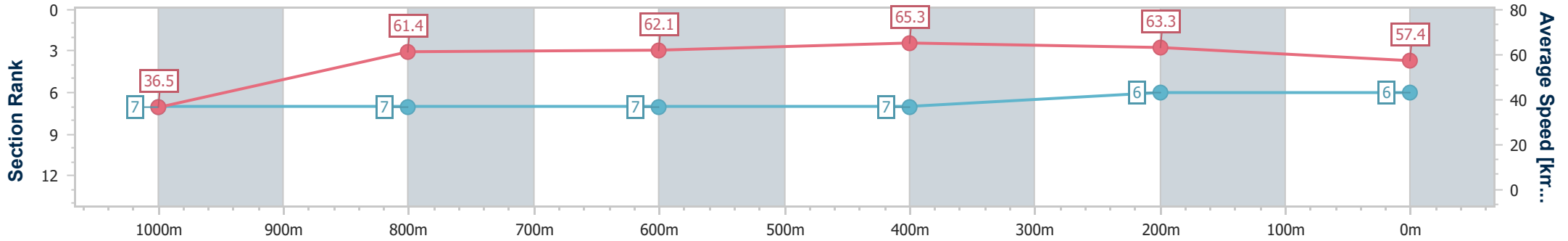
Rockhampton QLD Professional
Race 4: GET YOUR CAULFIELD CUP TICKETS Maiden Handicap - 1050m



15 August 2024 - 15:16

Track Rating: Heavy 8, Weather: Fine, Rail Position: +6.5m Entire

Section	Overall	1000m	800m	600m	400m	200m
Section Times	1:03.42 [6] (0:04.93)	0:58.49 [7] (0:11.66)	0:46.83 [7] (0:11.83)	0:35.00 [7] (0:11.08)	0:23.92 [7] (0:11.39)	0:12.53 [6] (0:12.53)
Average Speed [km/h]	36.5	61.4	62.1	65.3	63.3	57.4
Top Speed [km/h]	54.2	64.3	63.3	66.9	65.3	60.8
Avg. Dist. to Rail [m]	0.9	0.9	2.6	8.6	10.1	11.9
Avg. Stride Freq. [Hz]	2.0	2.4	2.5	2.5	2.5	2.4
Avg. Stride Length [m]	4.5	7.0	7.0	7.1	7.1	6.7



- [] Ranking at each section and finish
- .-.- No data available at this section
- NA No data available



Horse/Jockey Name	The Quickening
Final Rank	7
Fastest Section Time (Section)	0:04.56 (Overall)
Top Speed [km/h] (Section)	64.9 (800m)
Race State	Finished



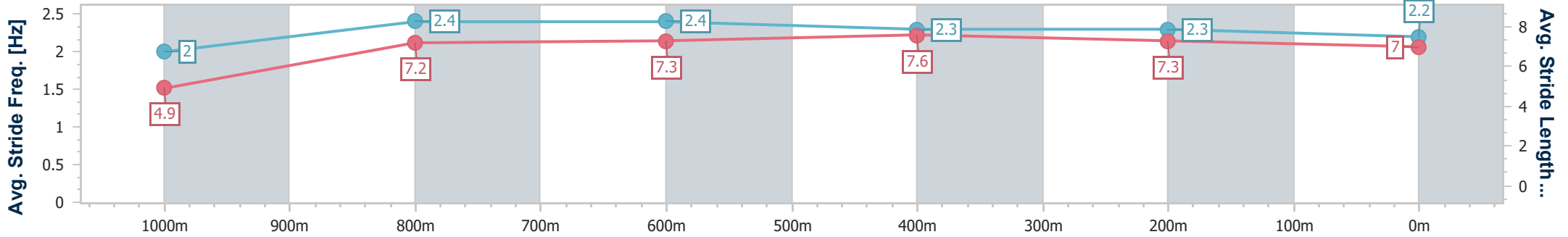
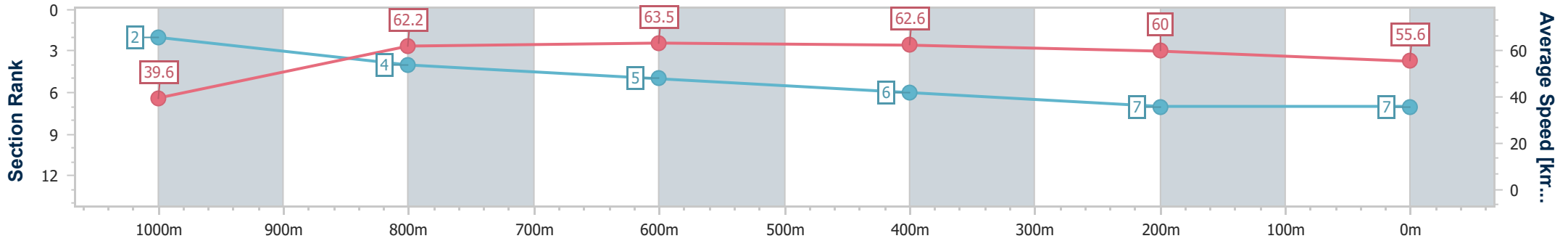
Rockhampton QLD Professional
Race 4: GET YOUR CAULFIELD CUP TICKETS Maiden Handicap - 1050m



15 August 2024 - 15:16

Track Rating: Heavy 8, Weather: Fine, Rail Position: +6.5m Entire

Section	Overall	1000m	800m	600m	400m	200m
Section Times	1:04.44 [7] (0:04.56)	0:59.88 [2] (0:11.69)	0:48.19 [4] (0:11.70)	0:36.49 [5] (0:11.51)	0:24.98 [6] (0:12.04)	0:12.94 [7] (0:12.94)
Average Speed [km/h]	39.6	62.2	63.5	62.6	60.0	55.6
Top Speed [km/h]	55.5	64.2	64.9	64.2	61.8	57.7
Avg. Dist. to Rail [m]	3.8	2.1	3.2	8.5	9.5	9.3
Avg. Stride Freq. [Hz]	2.0	2.4	2.4	2.3	2.3	2.2
Avg. Stride Length [m]	4.9	7.2	7.3	7.6	7.3	7.0



- [] Ranking at each section and finish
- .-.- No data available at this section
- NA No data available



Rockhampton QLD Professional

Race 5: BROWN BROTHERS Class 1 Handicap - 1100m

15 August 2024 - 15:52



Track Rating: Heavy 8, Weather: Fine, Rail Position: +6.5m Entire

Section													Last 600m	
Field Times		Overall	1000m	800m	600m	400m	200m						0:34.29	
		1:04.54 (0:07.06)	0:57.48 (0:11.48)	0:46.00 (0:11.71)	0:34.29 (0:11.01)	0:23.28 (0:11.08)	0:12.20 (0:12.20)							
Rank	TAB	Horse/Jockey	Barrier	Top Speed [km/h]	Fastest Section							Margin	Distance Travelled [m]	
1	2	HELLISH Justin Stanley	4	67.3 600m	0:07.11 Overall	1:04.54 [1] (0:07.11)	0:57.43 [2] (0:11.57)	0:45.86 [2] (0:11.73)	0:34.13 [2] (0:11.02)	0:23.11 [2] (0:11.07)	0:12.04 [2] (0:12.04)	1:04.54	0:34.13	
2	6	DISCOVERED GOLD Tahlia Fenlon	2	67.7 600m	0:07.06 Overall	1:04.69 [2] (0:07.06)	0:57.63 [1] (0:11.48)	0:46.15 [1] (0:11.71)	0:34.44 [1] (0:11.01)	0:23.43 [1] (0:11.08)	0:12.35 [1] (0:12.35)	0.85L	0:34.44	-4
3	9	DEEP SILENCE Adrian Layt	1	67.3 400m	0:07.37 Overall	1:04.90 [3] (0:07.37)	0:57.53 [4] (0:11.48)	0:46.05 [3] (0:11.63)	0:34.42 [3] (0:11.13)	0:23.29 [3] (0:11.08)	0:12.21 [3] (0:12.21)	2.08L	0:34.42	-2
4	7	LADY MASQUERADE Chris Whiteley	8	68.3 600m	0:07.51 Overall	1:04.94 [4] (0:07.51)	0:57.43 [6] (0:12.00)	0:45.43 [8] (0:11.75)	0:33.68 [8] (0:10.93)	0:22.75 [7] (0:10.81)	0:11.94 [5] (0:11.94)	2.33L	0:33.68	+1
5	1	OUR TURN NOW Warwick Satherley	3	67.3 600m	0:07.36 Overall	1:04.96 [5] (0:07.36)	0:57.60 [3] (0:11.60)	0:46.00 [4] (0:11.73)	0:34.27 [4] (0:10.98)	0:23.29 [4] (0:11.20)	0:12.09 [4] (0:12.09)	2.46L	0:34.27	+1
6	8	SERAFIMA Sean Cormack	6	68.5 600m	0:07.49 Overall	1:05.57 [6] (0:07.49)	0:58.08 [5] (0:11.62)	0:46.46 [5] (0:11.78)	0:34.68 [5] (0:11.07)	0:23.61 [5] (0:11.26)	0:12.35 [6] (0:12.35)	6.01L	0:34.68	-1
7	10	SHOOT THE BOSS Nathan Thomas	7	65.4 400m	0:07.58 Overall	1:06.68 [7] (0:07.58)	0:59.10 [7] (0:11.65)	0:47.45 [6] (0:11.73)	0:35.72 [6] (0:11.15)	0:24.57 [6] (0:11.53)	0:13.04 [7] (0:13.04)	12.56L	0:35.72	+3
8	5	HOLLYWOOD ANGEL Ryan Wiggins	10	65.4 600m	0:07.66 Overall	1:07.44 [8] (0:07.66)	0:59.78 [8] (0:11.77)	0:48.01 [7] (0:11.82)	0:36.19 [7] (0:11.21)	0:24.98 [8] (0:11.50)	0:13.48 [8] (0:13.48)	17.05L	0:36.19	+0

Scratched: Son Of Beebee (#3), Separatist (#4)

[] Ranking at each section and finish
 -:-:- No data available at this section
 NA No data available

SCN Saddle cloth number
 DNF Did not finish
 DNT Did not track



Horse/Jockey Name	Hellish
Final Rank	1
Fastest Section Time (Section)	0:07.11 (Overall)
Top Speed [km/h] (Section)	67.3 (600m)
Race State	Finished



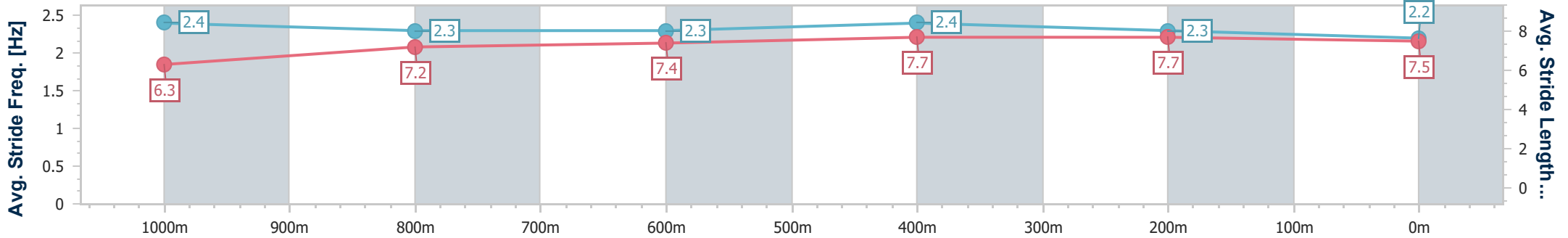
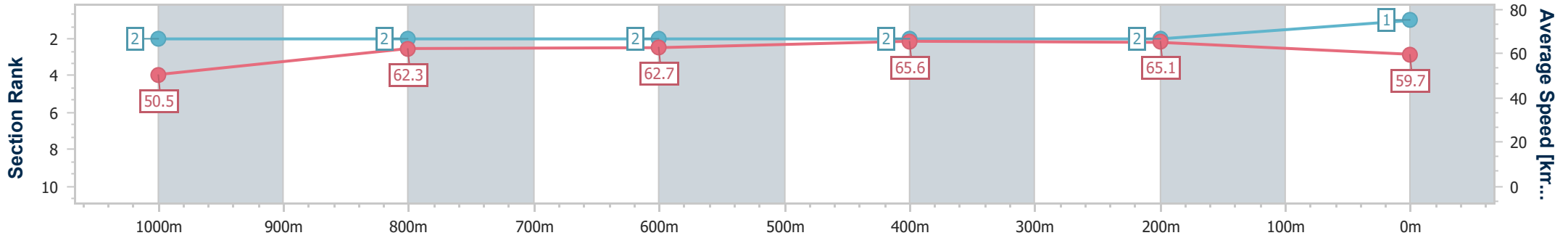
Rockhampton QLD Professional
Race 5: BROWN BROTHERS Class 1 Handicap - 1100m

15 August 2024 - 15:52

Track Rating: Heavy 8, Weather: Fine, Rail Position: +6.5m Entire



Section	Overall	1000m	800m	600m	400m	200m
Section Times	1:04.54 [1] (0:07.11)	0:57.43 [2] (0:11.57)	0:45.86 [2] (0:11.73)	0:34.13 [2] (0:11.02)	0:23.11 [2] (0:11.07)	0:12.04 [2] (0:12.04)
Average Speed [km/h]	50.5	62.3	62.7	65.6	65.1	59.7
Top Speed [km/h]	62.2	63.6	63.6	67.3	66.4	62.5
Avg. Dist. to Rail [m]	1.7	0.5	2.7	7.2	9.1	8.2
Avg. Stride Freq. [Hz]	2.4	2.3	2.3	2.4	2.3	2.2
Avg. Stride Length [m]	6.3	7.2	7.4	7.7	7.7	7.5



- [] Ranking at each section and finish
- .-.- No data available at this section
- NA No data available



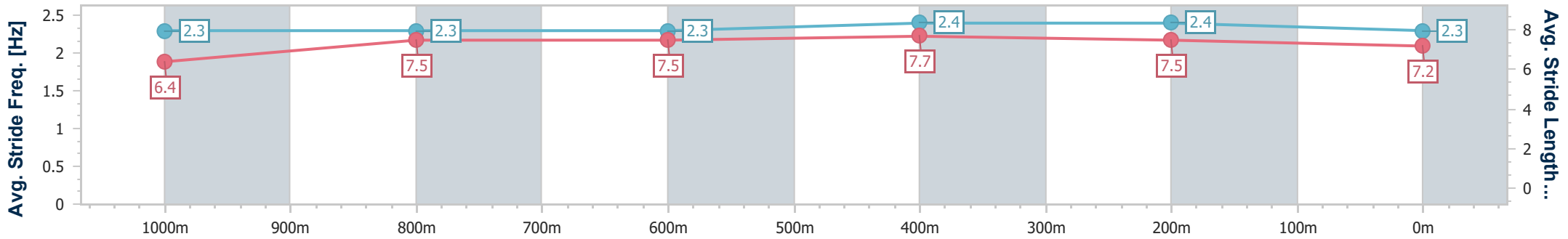
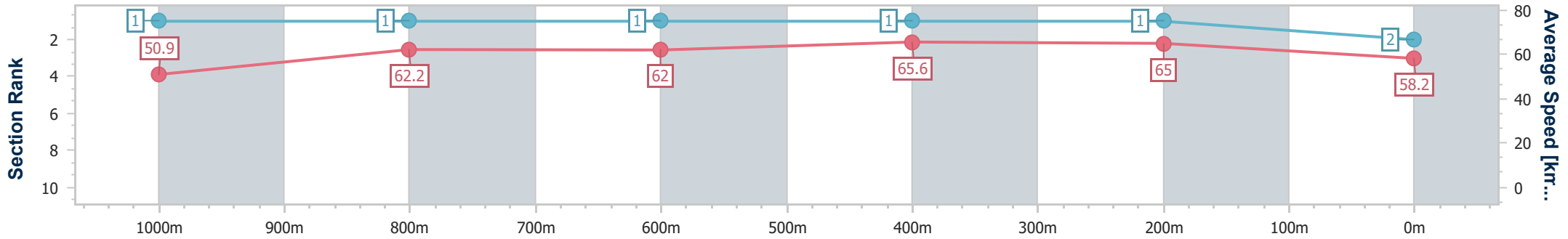
Horse/Jockey Name	Discovered Gold
Final Rank	2
Fastest Section Time (Section)	0:07.06 (Overall)
Top Speed [km/h] (Section)	67.7 (600m)
Race State	Finished



Rockhampton QLD Professional
 Race 5: BROWN BROTHERS Class 1 Handicap - 1100m
 15 August 2024 - 15:52
 Track Rating: Heavy 8, Weather: Fine, Rail Position: +6.5m Entire



Section	Overall	1000m	800m	600m	400m	200m
Section Times	1:04.69 [2] (0:07.06)	0:57.63 [1] (0:11.48)	0:46.15 [1] (0:11.71)	0:34.44 [1] (0:11.01)	0:23.43 [1] (0:11.08)	0:12.35 [1] (0:12.35)
Average Speed [km/h]	50.9	62.2	62.0	65.6	65.0	58.2
Top Speed [km/h]	62.4	64.5	63.5	67.7	66.8	62.3
Avg. Dist. to Rail [m]	0.5	1.3	1.3	6.8	7.6	5.6
Avg. Stride Freq. [Hz]	2.3	2.3	2.3	2.4	2.4	2.3
Avg. Stride Length [m]	6.4	7.5	7.5	7.7	7.5	7.2



- [] Ranking at each section and finish
- .-.- No data available at this section
- NA No data available



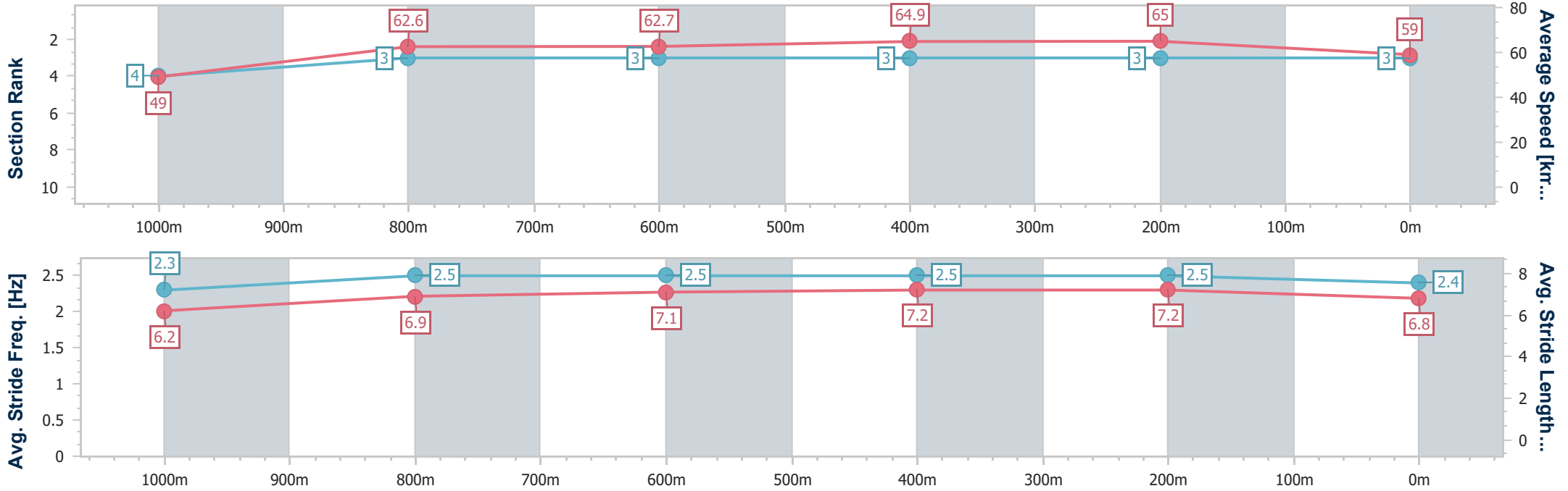
Horse/Jockey Name	Deep Silence
Final Rank	3
Fastest Section Time (Section)	0:07.37 (Overall)
Top Speed [km/h] (Section)	67.3 (400m)
Race State	Finished



Rockhampton QLD Professional
 Race 5: BROWN BROTHERS Class 1 Handicap - 1100m
 15 August 2024 - 15:52
 Track Rating: Heavy 8, Weather: Fine, Rail Position: +6.5m Entire



Section	Overall	1000m	800m	600m	400m	200m
Section Times	1:04.90 [3] (0:07.37)	0:57.53 [4] (0:11.48)	0:46.05 [3] (0:11.63)	0:34.42 [3] (0:11.13)	0:23.29 [3] (0:11.08)	0:12.21 [3] (0:12.21)
Average Speed [km/h]	49.0	62.6	62.7	64.9	65.0	59.0
Top Speed [km/h]	61.0	63.4	63.9	67.2	67.3	61.8
Avg. Dist. to Rail [m]	1.0	0.6	1.7	7.6	10.4	9.6
Avg. Stride Freq. [Hz]	2.3	2.5	2.5	2.5	2.5	2.4
Avg. Stride Length [m]	6.2	6.9	7.1	7.2	7.2	6.8



- [] Ranking at each section and finish
- .-.- No data available at this section
- NA No data available



Horse/Jockey Name	Lady Masquerade
Final Rank	4
Fastest Section Time (Section)	0:07.51 (Overall)
Top Speed [km/h] (Section)	68.3 (600m)
Race State	Finished



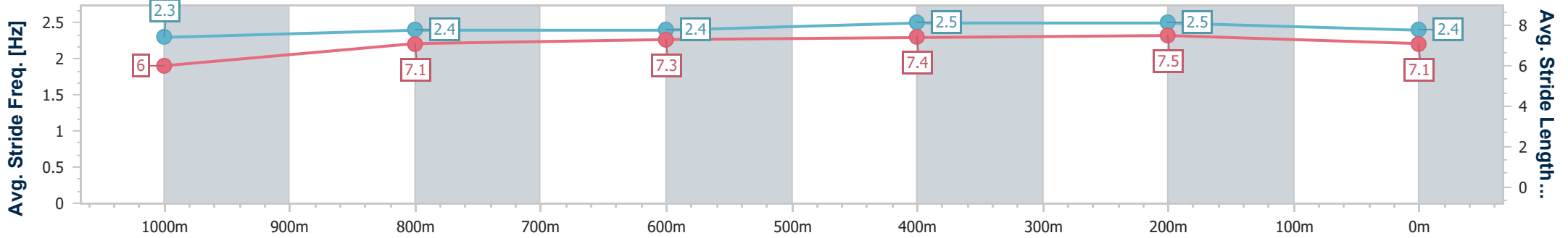
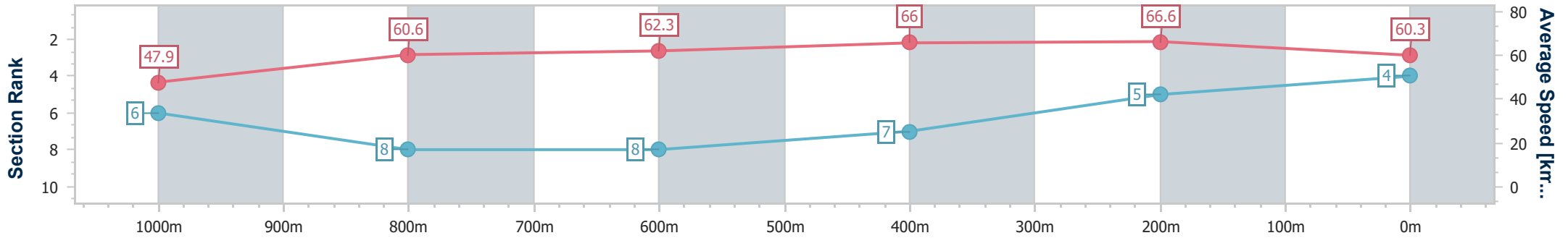
Rockhampton QLD Professional
Race 5: BROWN BROTHERS Class 1 Handicap - 1100m



15 August 2024 - 15:52

Track Rating: Heavy 8, Weather: Fine, Rail Position: +6.5m Entire

Section	Overall	1000m	800m	600m	400m	200m
Section Times	1:04.94 [4] (0:07.51)	0:57.43 [6] (0:12.00)	0:45.43 [8] (0:11.75)	0:33.68 [8] (0:10.93)	0:22.75 [7] (0:10.81)	0:11.94 [5] (0:11.94)
Average Speed [km/h]	47.9	60.6	62.3	66.0	66.6	60.3
Top Speed [km/h]	58.9	62.4	64.2	68.3	68.0	63.0
Avg. Dist. to Rail [m]	5.0	1.8	2.0	7.4	10.1	10.3
Avg. Stride Freq. [Hz]	2.3	2.4	2.4	2.5	2.5	2.4
Avg. Stride Length [m]	6.0	7.1	7.3	7.4	7.5	7.1



- [] Ranking at each section and finish
- .-.- No data available at this section
- NA No data available



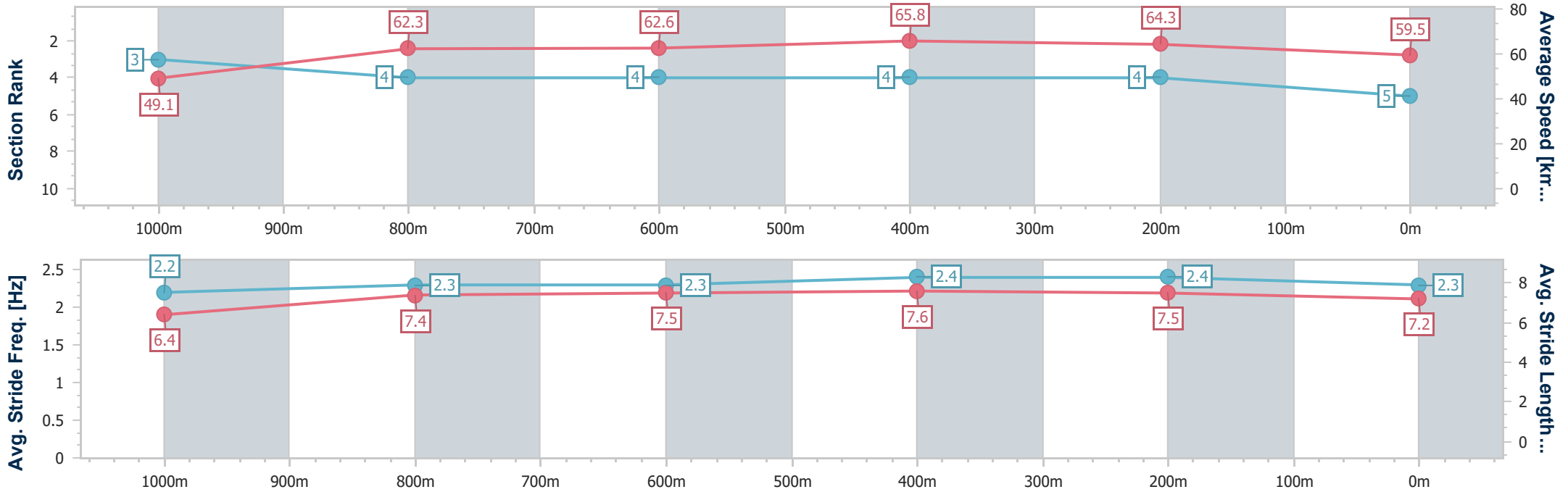
Horse/Jockey Name	Our Turn Now
Final Rank	5
Fastest Section Time (Section)	0:07.36 (Overall)
Top Speed [km/h] (Section)	67.3 (600m)
Race State	Finished



Rockhampton QLD Professional
 Race 5: BROWN BROTHERS Class 1 Handicap - 1100m
 15 August 2024 - 15:52
 Track Rating: Heavy 8, Weather: Fine, Rail Position: +6.5m Entire



Section	Overall	1000m	800m	600m	400m	200m
Section Times	1:04.96 [5] (0:07.36)	0:57.60 [3] (0:11.60)	0:46.00 [4] (0:11.73)	0:34.27 [4] (0:10.98)	0:23.29 [4] (0:11.20)	0:12.09 [4]
Average Speed [km/h]	49.1	62.3	62.6	65.8	64.3	59.5
Top Speed [km/h]	60.5	63.7	64.6	67.3	66.8	61.5
Avg. Dist. to Rail [m]	1.3	0.6	2.6	7.6	11.0	9.1
Avg. Stride Freq. [Hz]	2.2	2.3	2.3	2.4	2.4	2.3
Avg. Stride Length [m]	6.4	7.4	7.5	7.6	7.5	7.2



- [] Ranking at each section and finish
- .-.- No data available at this section
- NA No data available



Horse/Jockey Name	Serafima
Final Rank	6
Fastest Section Time (Section)	0:07.49 (Overall)
Top Speed [km/h] (Section)	68.5 (600m)
Race State	Finished



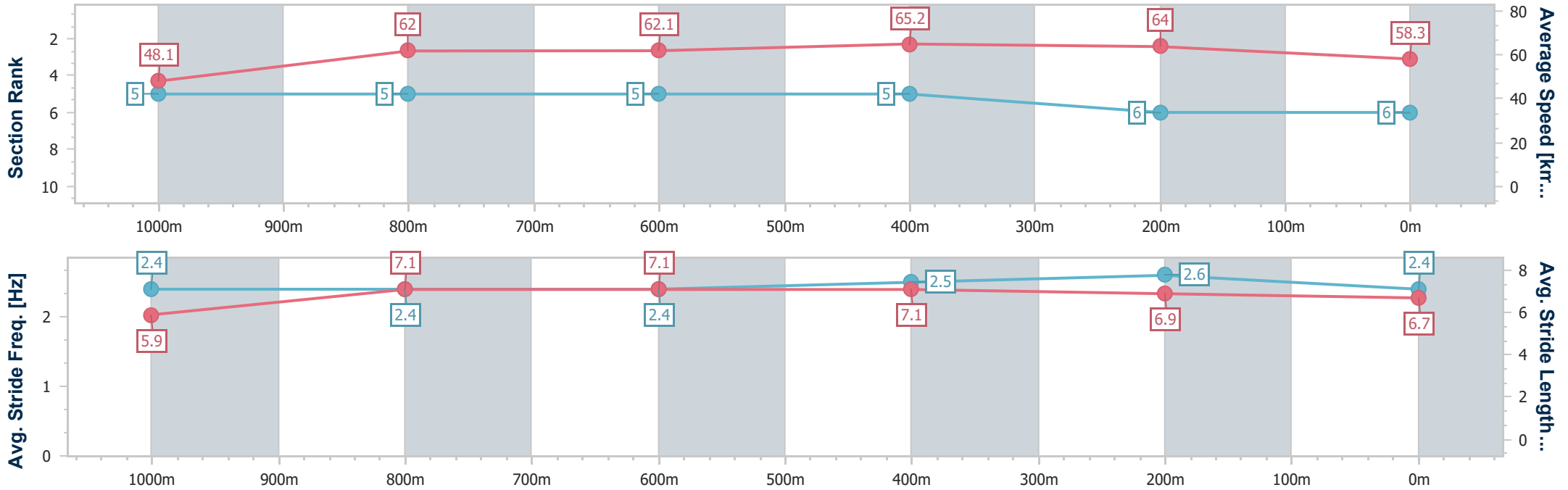
Rockhampton QLD Professional
Race 5: BROWN BROTHERS Class 1 Handicap - 1100m

15 August 2024 - 15:52

Track Rating: Heavy 8, Weather: Fine, Rail Position: +6.5m Entire



Section	Overall	1000m	800m	600m	400m	200m
Section Times	1:05.57 [6] (0:07.49)	0:58.08 [5] (0:11.62)	0:46.46 [5] (0:11.78)	0:34.68 [5] (0:11.07)	0:23.61 [5] (0:11.26)	0:12.35 [6] (0:12.35)
Average Speed [km/h]	48.1	62.0	62.1	65.2	64.0	58.3
Top Speed [km/h]	60.0	62.6	64.1	68.5	67.5	62.0
Avg. Dist. to Rail [m]	3.1	0.3	2.3	7.4	8.6	9.3
Avg. Stride Freq. [Hz]	2.4	2.4	2.4	2.5	2.6	2.4
Avg. Stride Length [m]	5.9	7.1	7.1	7.1	6.9	6.7



- [] Ranking at each section and finish
- .-.- No data available at this section
- NA No data available



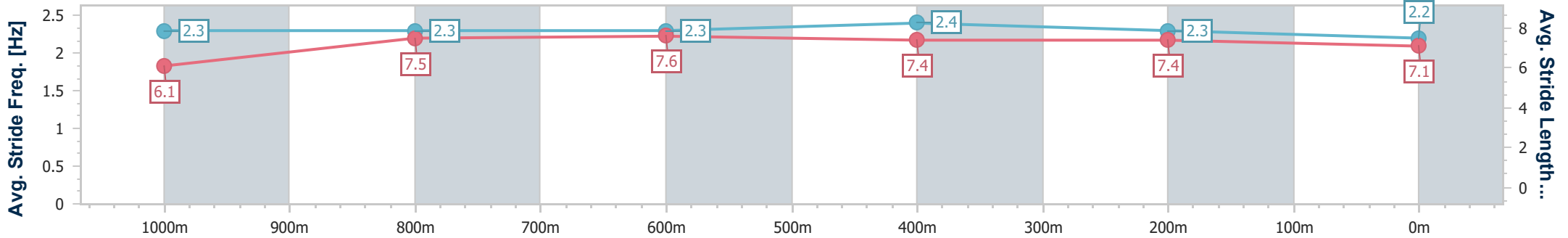
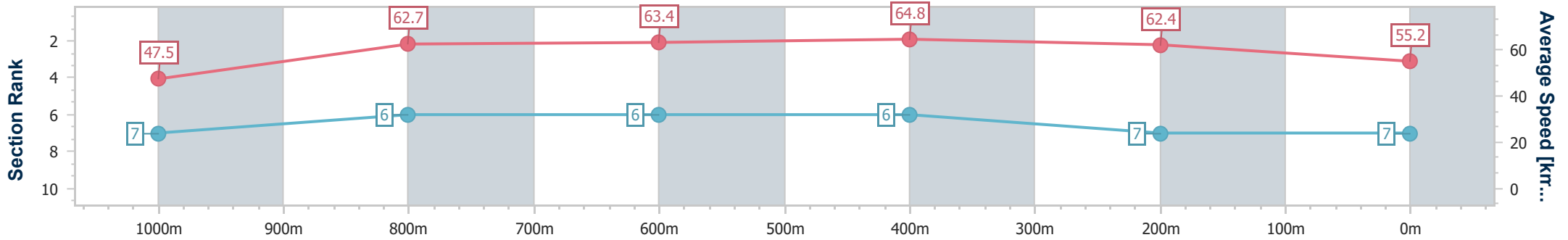
Horse/Jockey Name	Shoot The Boss
Final Rank	7
Fastest Section Time (Section)	0:07.58 (Overall)
Top Speed [km/h] (Section)	65.4 (400m)
Race State	Finished



Rockhampton QLD Professional
 Race 5: BROWN BROTHERS Class 1 Handicap - 1100m
 15 August 2024 - 15:52
 Track Rating: Heavy 8, Weather: Fine, Rail Position: +6.5m Entire



Section	Overall	1000m	800m	600m	400m	200m
Section Times	1:06.68 [7] (0:07.58)	0:59.10 [7] (0:11.65)	0:47.45 [6] (0:11.73)	0:35.72 [6] (0:11.15)	0:24.57 [6] (0:11.53)	0:13.04 [7] (0:13.04)
Average Speed [km/h]	47.5	62.7	63.4	64.8	62.4	55.2
Top Speed [km/h]	60.2	64.1	64.5	65.4	65.4	58.4
Avg. Dist. to Rail [m]	3.8	2.1	3.7	8.7	9.6	7.7
Avg. Stride Freq. [Hz]	2.3	2.3	2.3	2.4	2.3	2.2
Avg. Stride Length [m]	6.1	7.5	7.6	7.4	7.4	7.1



- [] Ranking at each section and finish
- .-.- No data available at this section
- NA No data available



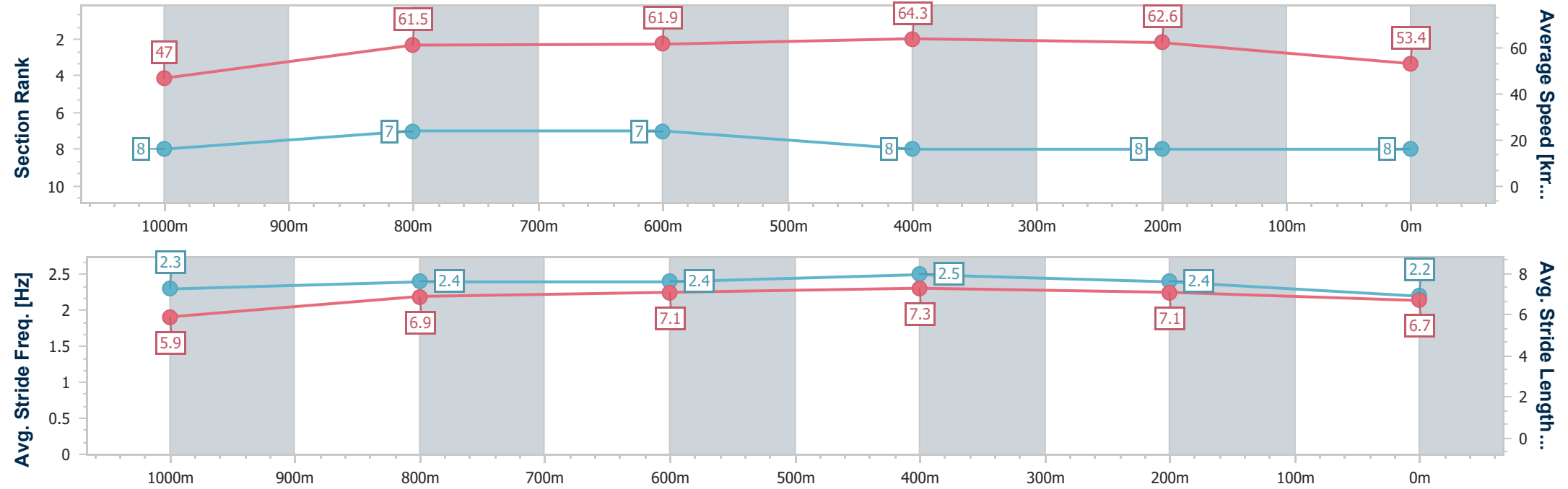
Horse/Jockey Name	Hollywood Angel
Final Rank	8
Fastest Section Time (Section)	0:07.66 (Overall)
Top Speed [km/h] (Section)	65.4 (600m)
Race State	Finished



Rockhampton QLD Professional
 Race 5: BROWN BROTHERS Class 1 Handicap - 1100m
 15 August 2024 - 15:52
 Track Rating: Heavy 8, Weather: Fine, Rail Position: +6.5m Entire



Section	Overall	1000m	800m	600m	400m	200m
Section Times	1:07.44 [8] (0:07.66)	0:59.78 [8] (0:11.77)	0:48.01 [7] (0:11.82)	0:36.19 [7] (0:11.21)	0:24.98 [8] (0:11.50)	0:13.48 [8] (0:13.48)
Average Speed [km/h]	47.0	61.5	61.9	64.3	62.6	53.4
Top Speed [km/h]	58.6	63.3	64.1	65.4	64.9	59.8
Avg. Dist. to Rail [m]	6.2	1.3	2.0	6.4	7.9	7.1
Avg. Stride Freq. [Hz]	2.3	2.4	2.4	2.5	2.4	2.2
Avg. Stride Length [m]	5.9	6.9	7.1	7.3	7.1	6.7



- [] Ranking at each section and finish
- .-.- No data available at this section
- NA No data available



Rockhampton QLD Professional

Race 6: SPARROW CONSTRUCTIONS BENCHMARK 55 Handicap - 1300m

15 August 2024 - 16:25



Track Rating: Heavy 8, Weather: Fine, Rail Position: +6.5m Entire

Section	Overall	1200m	1000m	800m	600m	400m	Last 600m
Field Times	1:18.11 (0:07.94)	1:10.17 (0:10.97)	0:59.20 (0:11.04)	0:48.16 (0:11.85)	0:36.31 (0:11.76)	0:24.55 (0:11.75)	0:36.31

Rank	TAB	Horse/Jockey	Barrier	Top Speed [km/h]	Fastest Section	Overall	1200m	1000m	800m	600m	400m	Last 600m	Distance Travelled [m]
1	6	SANTORINI SUMMER Warwick Satherley	4	67.0 1200m	0:08.23 Overall	1:18.11 [1] (0:08.23)	1:09.88 [5] (0:11.20)	0:58.68 [5] (0:11.38)	0:47.30 [5] (0:11.67)	0:35.63 [5] (0:11.40)	0:24.23 [4] (0:11.52)	0:35.63	
2	8	YULE MY HERO Adrian Layt	3	66.2 1200m	0:08.06 Overall	1:18.21 [2] (0:08.06)	1:10.15 [3] (0:11.21)	0:58.94 [4] (0:11.25)	0:47.69 [4] (0:11.59)	0:36.10 [2] (0:11.45)	0:24.65 [1] (0:11.75)	0:36.10	-3
3	3	BLUE RAY Sean Cormack	6	67.3 1000m	0:08.45 Overall	1:18.64 [3] (0:08.45)	1:10.19 [6] (0:11.16)	0:59.03 [7] (0:11.44)	0:47.59 [7] (0:11.61)	0:35.98 [6] (0:11.38)	0:24.60 [7] (0:11.97)	0:35.98	-1
4	2	ELLEVES Chris Whiteley	2	67.0 1000m	0:08.49 Overall	1:18.73 [4] (0:08.49)	1:10.24 [7] (0:11.10)	0:59.14 [6] (0:11.37)	0:47.77 [6] (0:11.74)	0:36.03 [7] (0:11.31)	0:24.72 [5] (0:11.85)	0:36.03	+2
5	5	EARLY FUSION Justin Huxtable	5	67.2 1200m	0:07.94 Overall	1:18.76 [5] (0:07.94)	1:10.82 [1] (0:11.06)	0:59.76 [2] (0:11.42)	0:48.34 [2] (0:11.80)	0:36.54 [3] (0:11.45)	0:25.09 [2] (0:11.72)	0:36.54	+2
6	9	OOVII Justin Stanley	9	67.7 1200m	0:08.09 Overall	1:20.09 [6] (0:08.09)	1:12.00 [4] (0:10.82)	1:01.18 [1] (0:11.04)	0:50.14 [1] (0:11.85)	0:38.29 [1] (0:11.99)	0:26.30 [3] (0:12.44)	0:38.29	-4
7	4	CITY PLAYBOY Ryan Wiggins	7	66.1 1200m	0:07.98 Overall	1:20.97 [7] (0:07.98)	1:12.99 [2] (0:11.10)	1:01.89 [3] (0:11.35)	0:50.54 [3] (0:11.87)	0:38.67 [4] (0:11.73)	0:26.94 [6] (0:12.60)	0:38.67	+3

Scratched: Bush Diamond (#1), Step This Way (#7), Another Dimension (#10)

[] Ranking at each section and finish
 -:-:- No data available at this section
 NA No data available

SCN Saddle cloth number
 DNF Did not finish
 DNT Did not track



Rockhampton QLD Professional

Race 6: SPARROW CONSTRUCTIONS BENCHMARK 55 Handicap - 1300m

15 August 2024 - 16:25



Track Rating: Heavy 8, Weather: Fine, Rail Position: +6.5m Entire

Section							200m			Last 600m
Field Times							0:12.80 (0:12.80)			0:36.31
Rank	TAB	Horse/Jockey	Barrier	Top Speed [km/h]	Fastest Section	Margin			Distance Travelled [m]	
1	6	SANTORINI SUMMER Warwick Satherley	4	67.0 1200m	0:08.23 Overall	0:12.71 [3] (0:12.71)	1:18.11			0:35.63
2	8	YULE MY HERO Adrian Layt	3	66.2 1200m	0:08.06 Overall	0:12.90 [1] (0:12.90)	0.6L			0:36.10 -3
3	3	BLUE RAY Sean Cormack	6	67.3 1000m	0:08.45 Overall	0:12.63 [5] (0:12.63)	3.14L			0:35.98 -1
4	2	ELLEVES Chris Whiteley	2	67.0 1000m	0:08.49 Overall	0:12.87 [4] (0:12.87)	3.68L			0:36.03 +2
5	5	EARLY FUSION Justin Huxtable	5	67.2 1200m	0:07.94 Overall	0:13.37 [2] (0:13.37)	3.87L			0:36.54 +2
6	9	OOVII Justin Stanley	9	67.7 1200m	0:08.09 Overall	0:13.86 [6] (0:13.86)	11.66L			0:38.29 -4
7	4	CITY PLAYBOY Ryan Wiggins	7	66.1 1200m	0:07.98 Overall	0:14.34 [7] (0:14.34)	16.88L			0:38.67 +3

Scratched: Bush Diamond (#1), Step This Way (#7), Another Dimension (#10)



Horse/Jockey Name	Santorini Summer
Final Rank	1
Fastest Section Time (Section)	0:08.23 (Overall)
Top Speed [km/h] (Section)	67.0 (1200m)
Race State	Finished

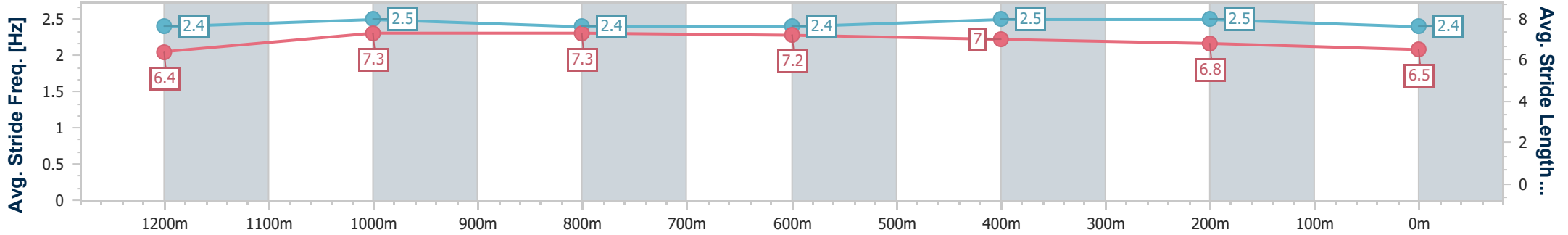
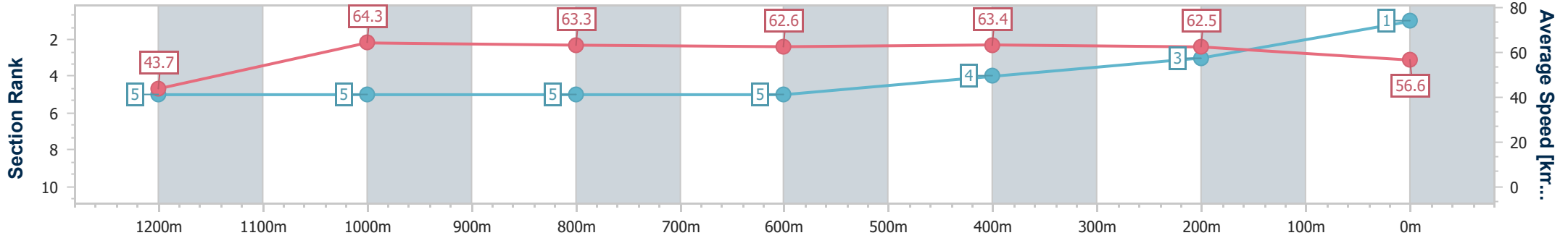


Rockhampton QLD Professional
 Race 6: SPARROW CONSTRUCTIONS BENCHMARK 55
 Handicap - 1300m
 15 August 2024 - 16:25



Track Rating: Heavy 8, Weather: Fine, Rail Position: +6.5m Entire

Section	Overall	1200m	1000m	800m	600m	400m	200m
Section Times	1:18.11 [1] (0:08.23)	1:09.88 [5] (0:11.20)	0:58.68 [5] (0:11.38)	0:47.30 [5] (0:11.67)	0:35.63 [5] (0:11.40)	0:24.23 [4] (0:11.52)	0:12.71 [3] (0:12.71)
Average Speed [km/h]	43.7	64.3	63.3	62.6	63.4	62.5	56.6
Top Speed [km/h]	62.0	67.0	65.2	63.5	64.7	64.4	60.2
Avg. Dist. to Rail [m]	1.2	0.2	0.3	2.0	7.6	7.8	9.5
Avg. Stride Freq. [Hz]	2.4	2.5	2.4	2.4	2.5	2.5	2.4
Avg. Stride Length [m]	6.4	7.3	7.3	7.2	7.0	6.8	6.5



- [] Ranking at each section and finish
- .-.- No data available at this section
- NA No data available



Horse/Jockey Name	Yule My Hero
Final Rank	2
Fastest Section Time (Section)	0:08.06 (Overall)
Top Speed [km/h] (Section)	66.2 (1200m)
Race State	Finished

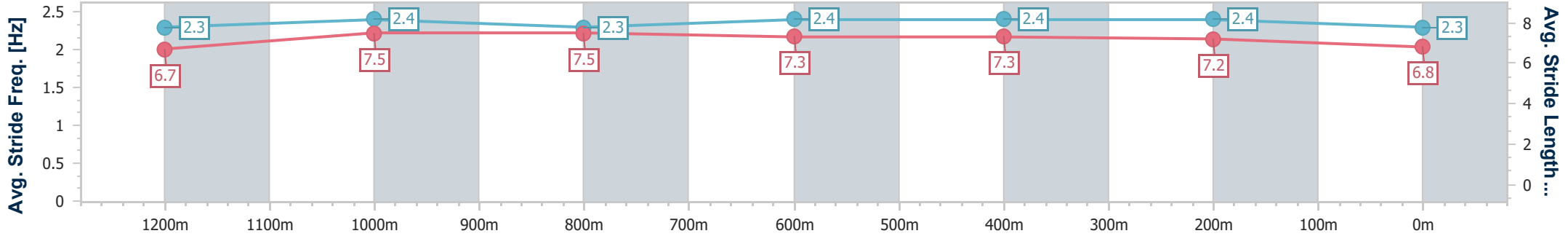
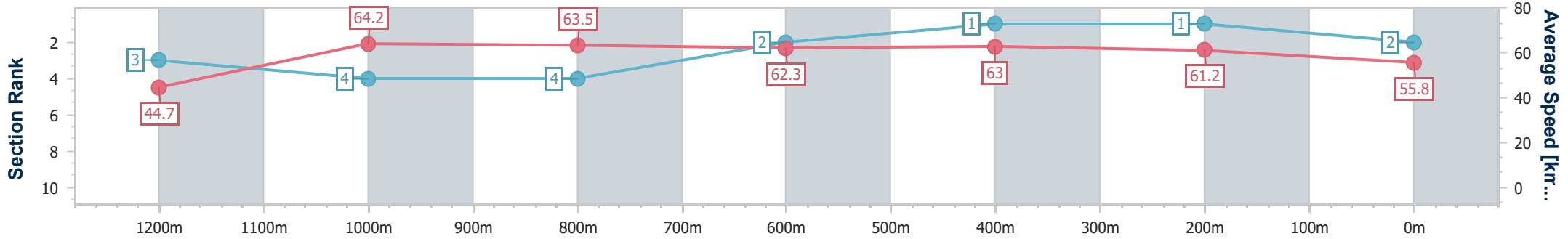


Rockhampton QLD Professional
 Race 6: SPARROW CONSTRUCTIONS BENCHMARK 55
 Handicap - 1300m
 15 August 2024 - 16:25



Track Rating: Heavy 8, Weather: Fine, Rail Position: +6.5m Entire

Section	Overall	1200m	1000m	800m	600m	400m	200m
Section Times	1:18.21 [2] (0:08.06)	1:10.15 [3] (0:11.21)	0:58.94 [4] (0:11.25)	0:47.69 [4] (0:11.59)	0:36.10 [2] (0:11.45)	0:24.65 [1] (0:11.75)	0:12.90 [1] (0:12.90)
Average Speed [km/h]	44.7	64.2	63.5	62.3	63.0	61.2	55.8
Top Speed [km/h]	63.4	66.2	65.9	63.3	64.4	64.3	59.2
Avg. Dist. to Rail [m]	1.0	1.0	1.3	0.8	4.8	6.3	8.3
Avg. Stride Freq. [Hz]	2.3	2.4	2.3	2.4	2.4	2.4	2.3
Avg. Stride Length [m]	6.7	7.5	7.5	7.3	7.3	7.2	6.8



- [] Ranking at each section and finish
- .-.- No data available at this section
- NA No data available



Horse/Jockey Name	Blue Ray
Final Rank	3
Fastest Section Time (Section)	0:08.45 (Overall)
Top Speed [km/h] (Section)	67.3 (1000m)
Race State	Finished

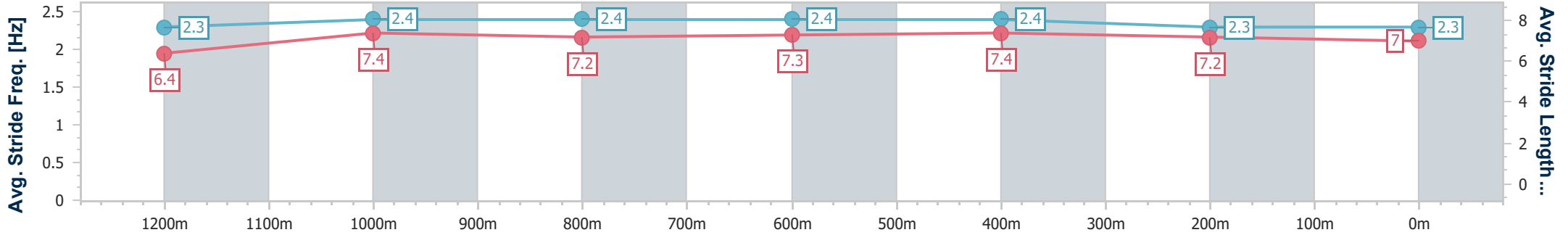
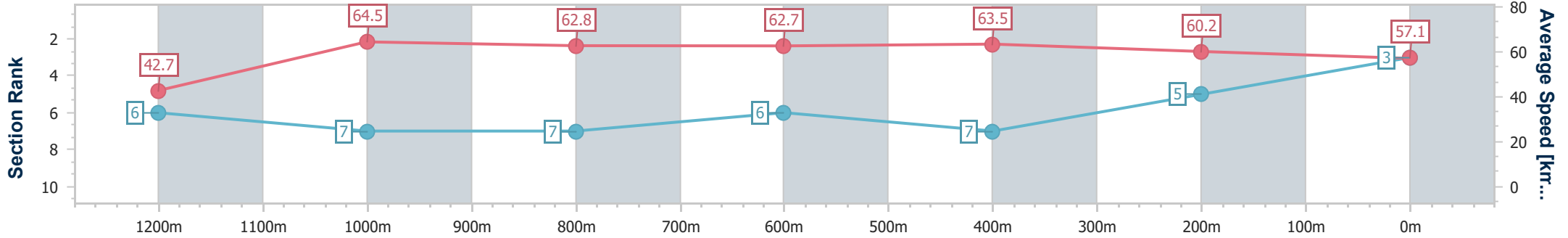


Rockhampton QLD Professional
 Race 6: SPARROW CONSTRUCTIONS BENCHMARK 55
 Handicap - 1300m
 15 August 2024 - 16:25



Track Rating: Heavy 8, Weather: Fine, Rail Position: +6.5m Entire

Section	Overall	1200m	1000m	800m	600m	400m	200m
Section Times	1:18.64 [3] (0:08.45)	1:10.19 [6] (0:11.16)	0:59.03 [7] (0:11.44)	0:47.59 [7] (0:11.61)	0:35.98 [6] (0:11.38)	0:24.60 [7] (0:11.97)	0:12.63 [5]
Average Speed [km/h]	42.7	64.5	62.8	62.7	63.5	60.2	57.1
Top Speed [km/h]	60.9	66.6	67.3	64.1	64.7	63.2	58.8
Avg. Dist. to Rail [m]	2.9	0.6	0.3	1.4	6.6	8.3	9.9
Avg. Stride Freq. [Hz]	2.3	2.4	2.4	2.4	2.4	2.3	2.3
Avg. Stride Length [m]	6.4	7.4	7.2	7.3	7.4	7.2	7.0



- [] Ranking at each section and finish
- .-.- No data available at this section
- NA No data available



Horse/Jockey Name	Elleves
Final Rank	4
Fastest Section Time (Section)	0:08.49 (Overall)
Top Speed [km/h] (Section)	67.0 (1000m)
Race State	Finished

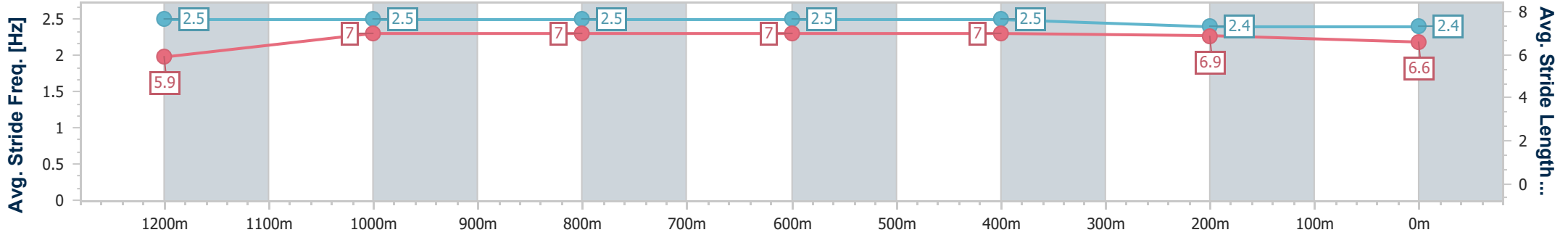
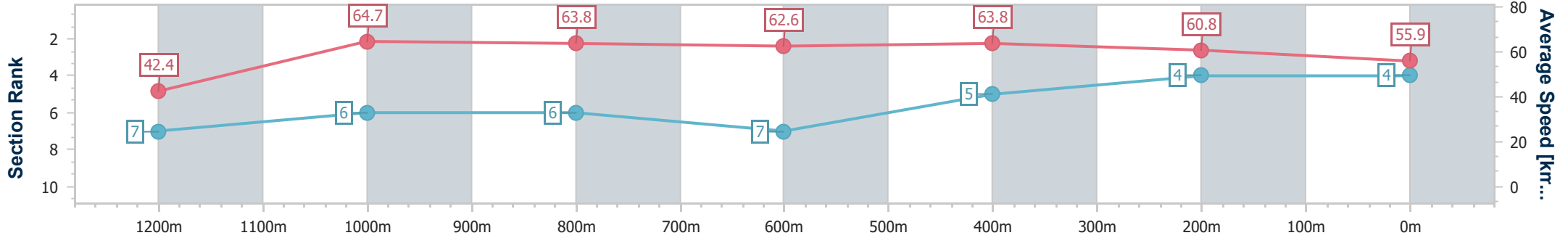


Rockhampton QLD Professional
 Race 6: SPARROW CONSTRUCTIONS BENCHMARK 55
 Handicap - 1300m
 15 August 2024 - 16:25



Track Rating: Heavy 8, Weather: Fine, Rail Position: +6.5m Entire

Section	Overall	1200m	1000m	800m	600m	400m	200m
Section Times	1:18.73 [4] (0:08.49)	1:10.24 [7] (0:11.10)	0:59.14 [6] (0:11.37)	0:47.77 [6] (0:11.74)	0:36.03 [7] (0:11.31)	0:24.72 [5] (0:11.85)	0:12.87 [4]
Average Speed [km/h]	42.4	64.7	63.8	62.6	63.8	60.8	55.9
Top Speed [km/h]	62.3	66.9	67.0	63.5	65.2	63.3	58.3
Avg. Dist. to Rail [m]	1.5	1.4	1.2	2.7	5.1	4.8	5.0
Avg. Stride Freq. [Hz]	2.5	2.5	2.5	2.5	2.5	2.4	2.4
Avg. Stride Length [m]	5.9	7.0	7.0	7.0	7.0	6.9	6.6



- [] Ranking at each section and finish
- .-.- No data available at this section
- NA No data available



Horse/Jockey Name	Early Fusion
Final Rank	5
Fastest Section Time (Section)	0:07.94 (Overall)
Top Speed [km/h] (Section)	67.2 (1200m)
Race State	Finished

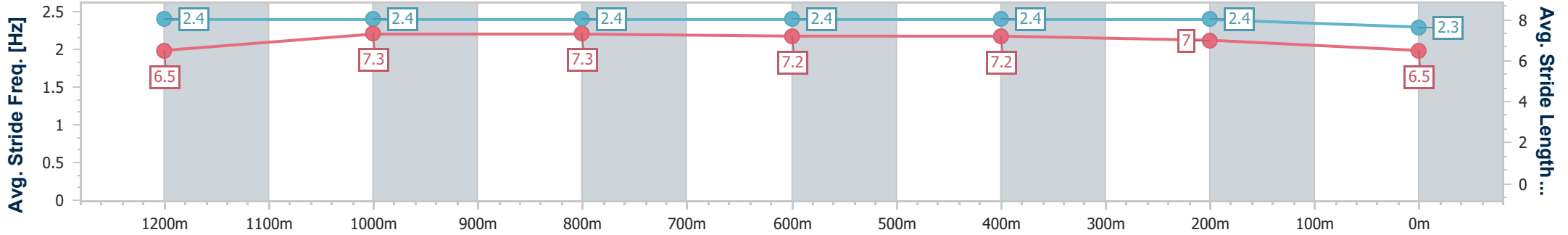
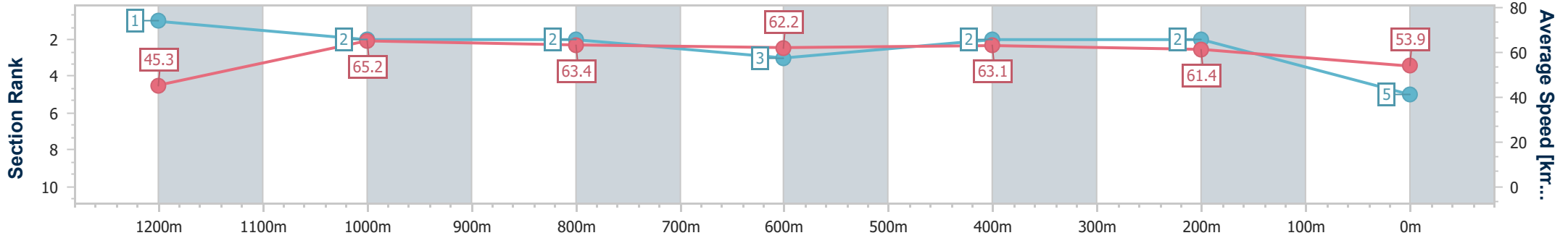


Rockhampton QLD Professional
 Race 6: SPARROW CONSTRUCTIONS BENCHMARK 55
 Handicap - 1300m
 15 August 2024 - 16:25



Track Rating: Heavy 8, Weather: Fine, Rail Position: +6.5m Entire

Section	Overall	1200m	1000m	800m	600m	400m	200m
Section Times	1:18.76 [5] (0:07.94)	1:10.82 [1] (0:11.06)	0:59.76 [2] (0:11.42)	0:48.34 [2] (0:11.80)	0:36.54 [3] (0:11.45)	0:25.09 [2] (0:11.72)	0:13.37 [2] (0:13.37)
Average Speed [km/h]	45.3	65.2	63.4	62.2	63.1	61.4	53.9
Top Speed [km/h]	63.4	67.2	65.2	63.8	64.6	64.6	58.0
Avg. Dist. to Rail [m]	2.1	0.4	1.0	2.5	5.7	5.9	9.0
Avg. Stride Freq. [Hz]	2.4	2.4	2.4	2.4	2.4	2.4	2.3
Avg. Stride Length [m]	6.5	7.3	7.3	7.2	7.2	7.0	6.5



- [] Ranking at each section and finish
- .-.- No data available at this section
- NA No data available



Horse/Jockey Name	Oovii
Final Rank	6
Fastest Section Time (Section)	0:08.09 (Overall)
Top Speed [km/h] (Section)	67.7 (1200m)
Race State	Finished



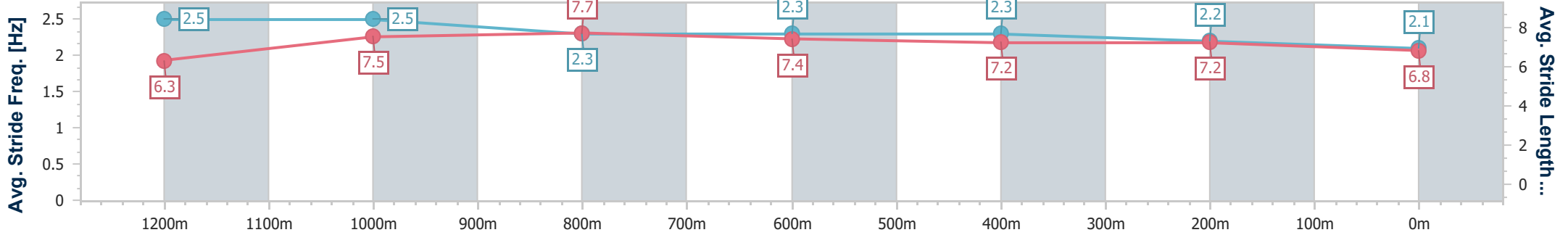
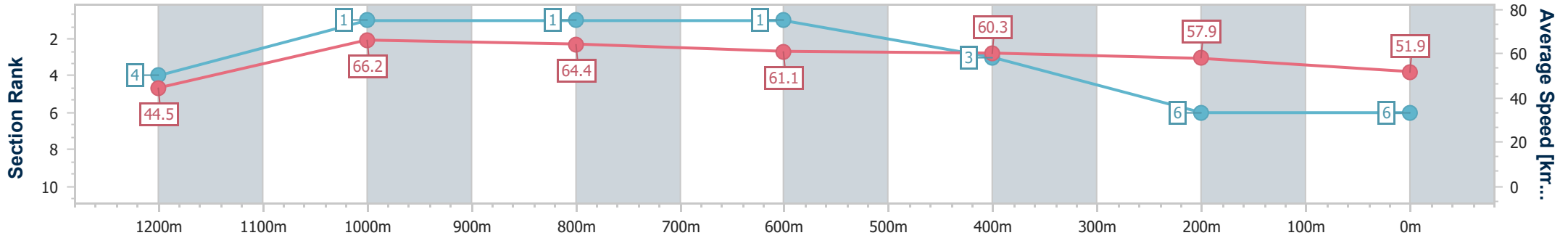
Rockhampton QLD Professional
Race 6: SPARROW CONSTRUCTIONS BENCHMARK 55
Handicap - 1300m



15 August 2024 - 16:25

Track Rating: Heavy 8, Weather: Fine, Rail Position: +6.5m Entire

Section	Overall	1200m	1000m	800m	600m	400m	200m
Section Times	1:20.09 [6] (0:08.09)	1:12.00 [4] (0:10.82)	1:01.18 [1] (0:11.04)	0:50.14 [1] (0:11.85)	0:38.29 [1] (0:11.99)	0:26.30 [3] (0:12.44)	0:13.86 [6] (0:13.86)
Average Speed [km/h]	44.5	66.2	64.4	61.1	60.3	57.9	51.9
Top Speed [km/h]	64.4	67.7	66.8	62.8	61.0	60.3	55.1
Avg. Dist. to Rail [m]	5.0	0.9	1.7	1.4	5.5	6.8	7.4
Avg. Stride Freq. [Hz]	2.5	2.5	2.3	2.3	2.3	2.2	2.1
Avg. Stride Length [m]	6.3	7.5	7.7	7.4	7.2	7.2	6.8



- [] Ranking at each section and finish
- .-.- No data available at this section
- NA No data available



Horse/Jockey Name	City Playboy
Final Rank	7
Fastest Section Time (Section)	0:07.98 (Overall)
Top Speed [km/h] (Section)	66.1 (1200m)
Race State	Finished

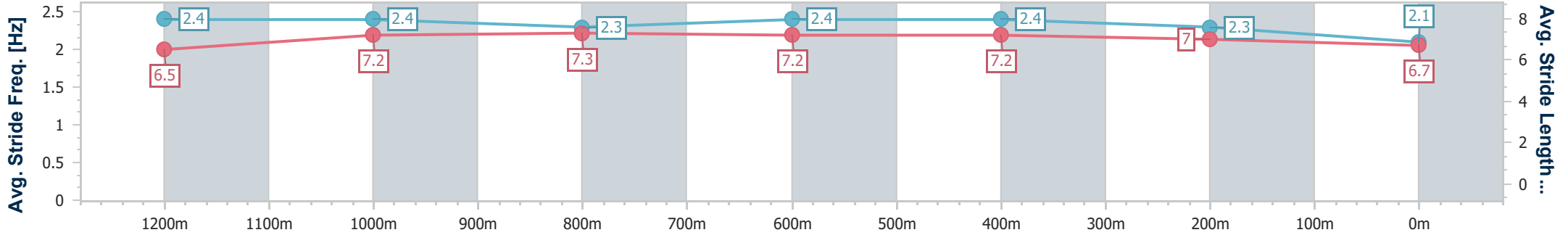
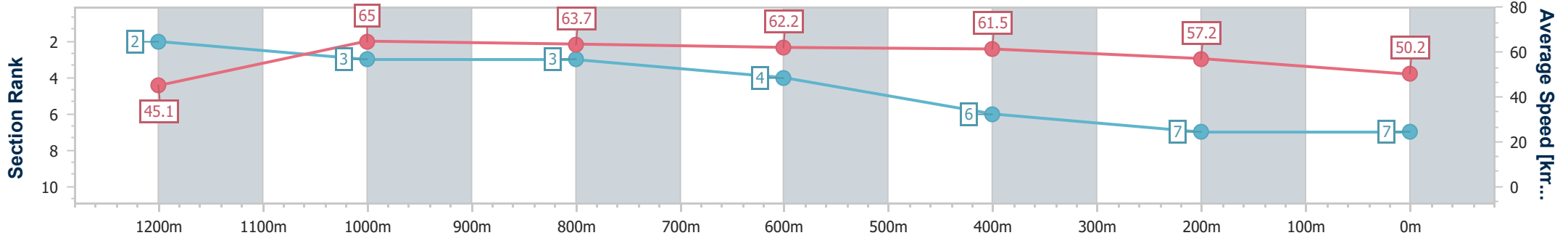


Rockhampton QLD Professional
 Race 6: SPARROW CONSTRUCTIONS BENCHMARK 55
 Handicap - 1300m
 15 August 2024 - 16:25



Track Rating: Heavy 8, Weather: Fine, Rail Position: +6.5m Entire

Section	Overall	1200m	1000m	800m	600m	400m	200m
Section Times	1:20.97 [7] (0:07.98)	1:12.99 [2] (0:11.10)	1:01.89 [3] (0:11.35)	0:50.54 [3] (0:11.87)	0:38.67 [4] (0:11.73)	0:26.94 [6] (0:12.60)	0:14.34 [7] (0:14.34)
Average Speed [km/h]	45.1	65.0	63.7	62.2	61.5	57.2	50.2
Top Speed [km/h]	63.5	66.1	65.9	63.0	62.4	60.0	54.2
Avg. Dist. to Rail [m]	4.9	1.0	0.7	2.9	7.9	9.4	8.6
Avg. Stride Freq. [Hz]	2.4	2.4	2.3	2.4	2.4	2.3	2.1
Avg. Stride Length [m]	6.5	7.2	7.3	7.2	7.2	7.0	6.7



- [] Ranking at each section and finish
- .-.- No data available at this section
- NA No data available



Rockhampton QLD Professional

Race 7: CENTRE STATE SIGNS RATINGS BAND 0 - 55 Handicap - 1500m

15 August 2024 - 17:06



Track Rating: Heavy 8, Weather: Fine, Rail Position: +6.5m Entire

Section		Overall											Last 600m	
Field Times		1400m	1200m	1000m	800m	600m	400m	400m	400m	400m	400m	400m	400m	
		1:31.10	1:23.26	1:11.61	0:59.98	0:48.03	0:35.57	0:23.85	0:23.85	0:23.85	0:23.85	0:23.85	0:35.57	
		(0:07.84)	(0:11.65)	(0:11.63)	(0:11.95)	(0:12.46)	(0:11.72)	(0:11.60)	(0:11.60)	(0:11.60)	(0:11.60)	(0:11.60)	(0:11.60)	
Rank	TAB	Horse/Jockey	Barrier	Top Speed [km/h]	Fastest Section								Distance Travelled [m]	
1	3	BRAIN FOG Ryan Wiggins	4	65.0 600m	0:08.25 Overall	1:31.10 [1] (0:08.25)	1:22.85 [6] (0:11.85)	1:11.00 [5] (0:11.86)	0:59.14 [6] (0:11.95)	0:47.19 [5] (0:12.15)	0:35.04 [6] (0:11.40)	0:23.64 [4] (0:11.44)	0:35.04	
2	1	GENERAL WOLFFE Tahlia Fenlon	1	63.8 600m	0:07.91 Overall	1:31.15 [2] (0:07.91)	1:23.24 [2] (0:11.92)	1:11.32 [3] (0:11.78)	0:59.54 [3] (0:12.00)	0:47.54 [3] (0:12.16)	0:35.38 [3] (0:11.59)	0:23.79 [2] (0:11.54)	0:35.38	-2
3	4	REPLACE THE ACE Jackson Murphy	3	63.2 400m	0:07.84 Overall	1:31.32 [3] (0:07.84)	1:23.48 [1] (0:11.65)	1:11.83 [1] (0:11.63)	1:00.20 [1] (0:11.95)	0:48.25 [1] (0:12.46)	0:35.79 [1] (0:11.72)	0:24.07 [1] (0:11.60)	0:35.79	-1
4	10	PLUCKERCARN Chris Whiteley	10	64.8 600m	0:08.44 Overall	1:31.78 [4] (0:08.44)	1:23.34 [8] (0:11.94)	1:11.40 [8] (0:11.87)	0:59.53 [8] (0:11.97)	0:47.56 [9] (0:12.05)	0:35.51 [8] (0:11.38)	0:24.13 [7] (0:11.60)	0:35.51	+2
5	5	STREET GLORY Zac Sprie	8	63.7 1400m	0:07.98 Overall	1:31.98 [5] (0:07.98)	1:24.00 [3] (0:11.51)	1:12.49 [2] (0:11.77)	1:00.72 [2] (0:12.01)	0:48.71 [2] (0:12.40)	0:36.31 [2] (0:11.73)	0:24.58 [3] (0:11.80)	0:36.31	+1
6	9	COCO CUBER Warwick Satherley	12	63.0 600m	0:08.45 Overall	1:32.18 [6] (0:08.45)	1:23.73 [9] (0:12.01)	1:11.72 [9] (0:11.80)	0:59.92 [9] (0:11.94)	0:47.98 [8] (0:12.08)	0:35.90 [9] (0:11.55)	0:24.35 [9] (0:11.75)	0:35.90	+0
7	11	ROCKY REBEL Sean Cormack	5	64.1 600m	0:08.32 Overall	1:32.43 [7] (0:08.32)	1:24.11 [7] (0:11.78)	1:12.33 [6] (0:11.84)	1:00.49 [5] (0:11.99)	0:48.50 [6] (0:12.10)	0:36.40 [5] (0:11.59)	0:24.81 [5] (0:11.75)	0:36.40	+1
8	8	MOUNT MARGARET Adrian Layt	6	63.5 400m	0:08.09 Overall	1:32.55 [8] (0:08.09)	1:24.46 [4] (0:11.74)	1:12.72 [4] (0:11.84)	1:00.88 [4] (0:11.98)	0:48.90 [4] (0:12.20)	0:36.70 [4] (0:11.80)	0:24.90 [6] (0:11.88)	0:36.70	-1
9	12	SILENT ANGEL Nathan Thomas	9	62.8 600m	0:08.20 Overall	1:35.00 [9] (0:08.20)	1:26.80 [5] (0:11.91)	1:14.89 [7] (0:11.91)	1:02.98 [7] (0:12.02)	0:50.96 [7] (0:12.14)	0:38.82 [7] (0:11.59)	0:27.23 [8] (0:12.33)	0:38.82	+5

Scratched: Sheer Reward (#2), Silverado Miss (#6), Another Dimension (#7)

[] Ranking at each section and finish
 -:-:- No data available at this section
 NA No data available

SCN Saddle cloth number
 DNF Did not finish
 DNT Did not track



Rockhampton QLD Professional

Race 7: CENTRE STATE SIGNS RATINGS BAND 0 - 55 Handicap - 1500m

15 August 2024 - 17:06



Track Rating: Heavy 8, Weather: Fine, Rail Position: +6.5m Entire

Section							200m			Last 600m
Field Times							0:12.25			0:35.57
							(0:12.25)			
Rank	TAB	Horse/Jockey	Barrier	Top Speed [km/h]	Fastest Section	Margin			Distance Travelled [m]	
1	3	BRAIN FOG	4	65.0	0:08.25	0:12.20 [3]	1:31.10		0:35.04	
		Ryan Wiggins		600m	Overall	(0:12.20)				
2	1	GENERAL WOLFFE	1	63.8	0:07.91	0:12.25 [2]	0.32L		0:35.38 -2	
		Tahlia Fenlon		600m	Overall	(0:12.25)				
3	4	REPLACE THE ACE	3	63.2	0:07.84	0:12.47 [1]	1.31L		0:35.79 -1	
		Jackson Murphy		400m	Overall	(0:12.47)				
4	10	PLUCKERCARN	10	64.8	0:08.44	0:12.53 [5]	4L		0:35.51 +2	
		Chris Whiteley		600m	Overall	(0:12.53)				
5	5	STREET GLORY	8	63.7	0:07.98	0:12.78 [4]	5.18L		0:36.31 +1	
		Zac Sprie		1400m	Overall	(0:12.78)				
6	9	COCO CUBER	12	63.0	0:08.45	0:12.60 [8]	6.4L		0:35.90 +0	
		Warwick Satherley		600m	Overall	(0:12.60)				
7	11	ROCKY REBEL	5	64.1	0:08.32	0:13.06 [6]	7.83L		0:36.40 +1	
		Sean Cormack		600m	Overall	(0:13.06)				
8	8	MOUNT MARGARET	6	63.5	0:08.09	0:13.02 [7]	8.57L		0:36.70 -1	
		Adrian Layt		400m	Overall	(0:13.02)				
9	12	SILENT ANGEL	9	62.8	0:08.20	0:14.90 [9]	22.97L		0:38.82 +5	
		Nathan Thomas		600m	Overall	(0:14.90)				

Scratched: Sheer Reward (#2), Silverado Miss (#6), Another Dimension (#7)

[] Ranking at each section and finish
 -:-:- No data available at this section
 NA No data available

SCN Saddle cloth number
 DNF Did not finish
 DNT Did not track



Horse/Jockey Name	Brain Fog
Final Rank	1
Fastest Section Time (Section)	0:08.25 (Overall)
Top Speed [km/h] (Section)	65.0 (600m)
Race State	Finished



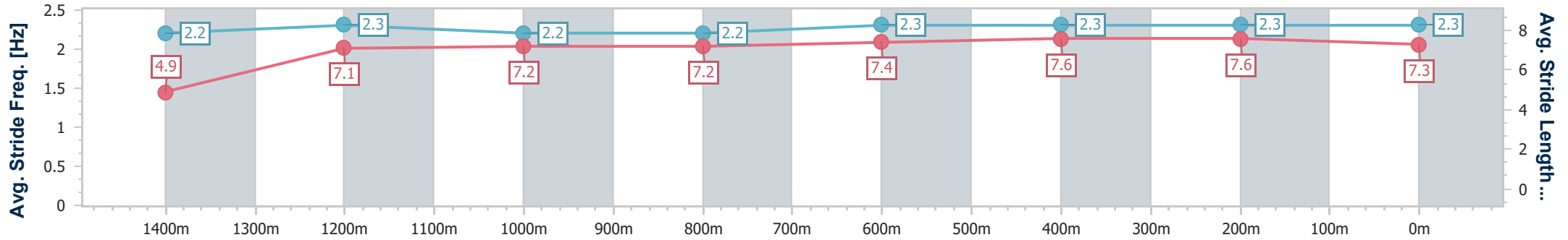
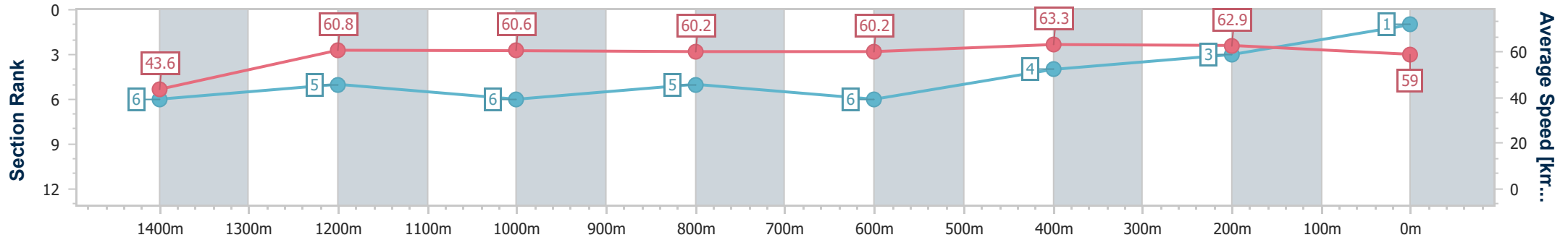
Rockhampton QLD Professional
Race 7: CENTRE STATE SIGNS RATINGS BAND 0 - 55
Handicap - 1500m



15 August 2024 - 17:06

Track Rating: Heavy 8, Weather: Fine, Rail Position: +6.5m Entire

Section	Overall	1400m	1200m	1000m	800m	600m	400m	200m
Section Times	1:31.10 [1] (0:08.25)	1:22.85 [6] (0:11.85)	1:11.00 [5] (0:11.86)	0:59.14 [6] (0:11.95)	0:47.19 [5] (0:12.15)	0:35.04 [6] (0:11.40)	0:23.64 [4] (0:11.44)	0:12.20 [3] (0:12.20)
Average Speed [km/h]	43.6	60.8	60.6	60.2	60.2	63.3	62.9	59.0
Top Speed [km/h]	57.7	61.6	61.4	60.8	61.3	65.0	64.8	61.1
Avg. Dist. to Rail [m]	0.9	0.9	0.6	0.5	1.8	4.8	6.4	5.5
Avg. Stride Freq. [Hz]	2.2	2.3	2.2	2.2	2.3	2.3	2.3	2.3
Avg. Stride Length [m]	4.9	7.1	7.2	7.2	7.4	7.6	7.6	7.3



- [] Ranking at each section and finish
- .-.- No data available at this section
- NA No data available



Horse/Jockey Name	General Wolffe
Final Rank	2
Fastest Section Time (Section)	0:07.91 (Overall)
Top Speed [km/h] (Section)	63.8 (600m)
Race State	Finished



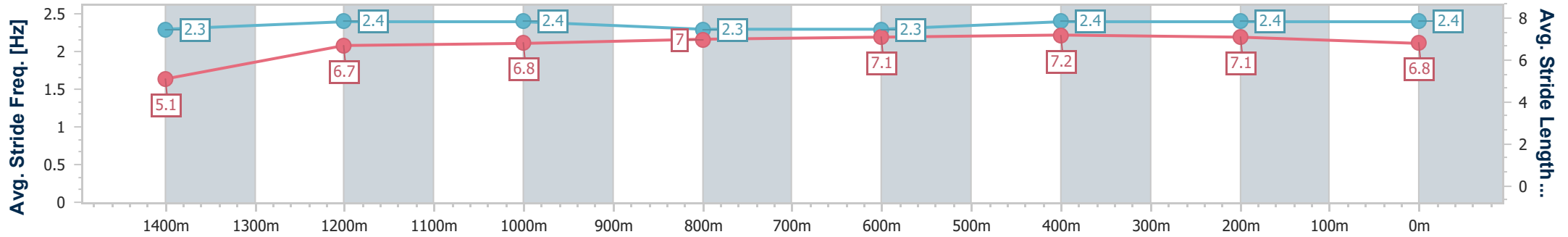
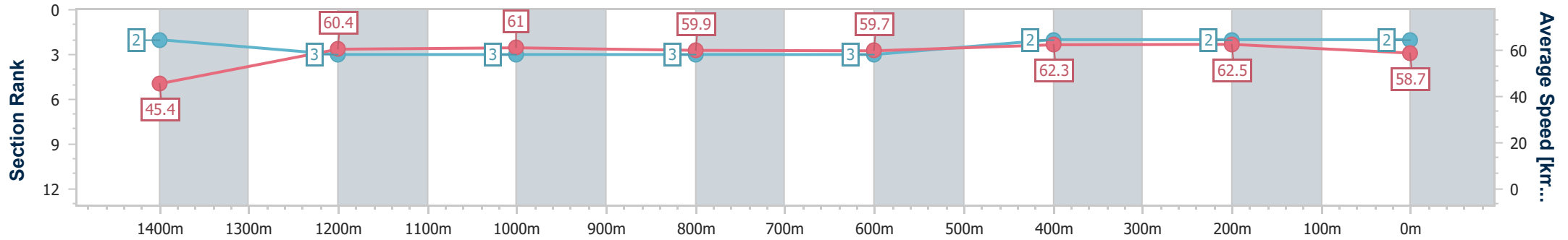
Rockhampton QLD Professional
Race 7: CENTRE STATE SIGNS RATINGS BAND 0 - 55
Handicap - 1500m



15 August 2024 - 17:06

Track Rating: Heavy 8, Weather: Fine, Rail Position: +6.5m Entire

Section	Overall	1400m	1200m	1000m	800m	600m	400m	200m
Section Times	1:31.15 [2] (0:07.91)	1:23.24 [2] (0:11.92)	1:11.32 [3] (0:11.78)	0:59.54 [3] (0:12.00)	0:47.54 [3] (0:12.16)	0:35.38 [3] (0:11.59)	0:23.79 [2] (0:11.54)	0:12.25 [2] (0:12.25)
Average Speed [km/h]	45.4	60.4	61.0	59.9	59.7	62.3	62.5	58.7
Top Speed [km/h]	58.6	61.5	61.4	60.8	60.9	63.8	63.7	61.0
Avg. Dist. to Rail [m]	1.2	1.0	0.9	0.7	1.3	6.0	7.4	6.8
Avg. Stride Freq. [Hz]	2.3	2.4	2.4	2.3	2.3	2.4	2.4	2.4
Avg. Stride Length [m]	5.1	6.7	6.8	7.0	7.1	7.2	7.1	6.8



- [] Ranking at each section and finish
- .-.- No data available at this section
- NA No data available



Horse/Jockey Name	Replace The Ace
Final Rank	3
Fastest Section Time (Section)	0:07.84 (Overall)
Top Speed [km/h] (Section)	63.2 (400m)
Race State	Finished



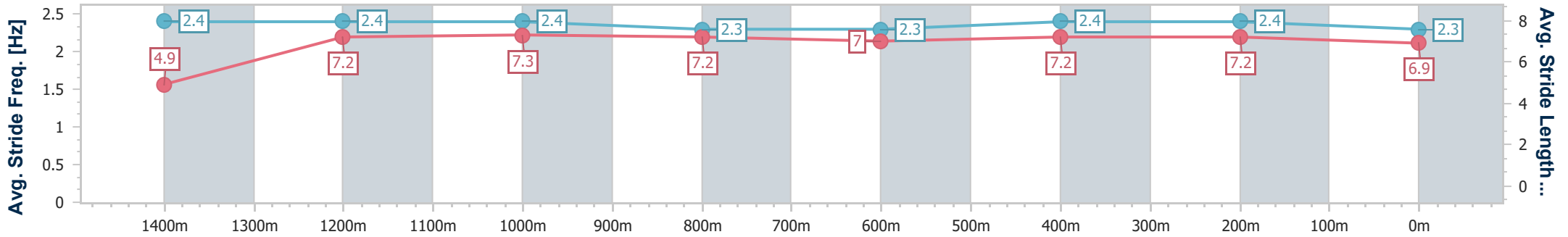
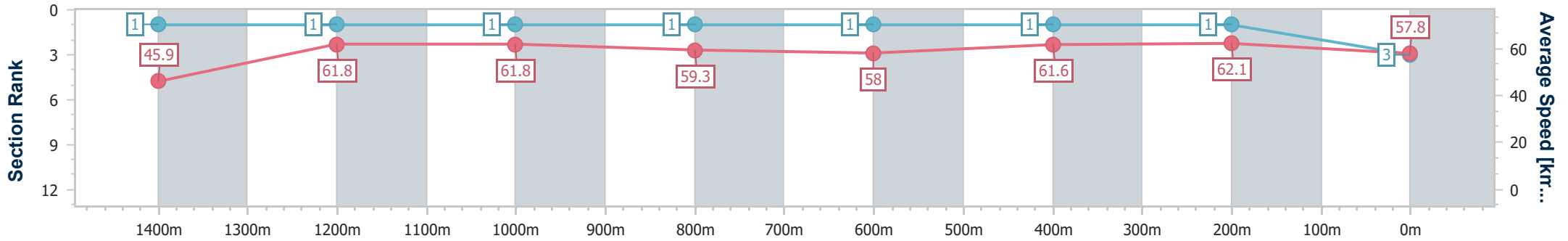
Rockhampton QLD Professional
Race 7: CENTRE STATE SIGNS RATINGS BAND 0 - 55
Handicap - 1500m



15 August 2024 - 17:06

Track Rating: Heavy 8, Weather: Fine, Rail Position: +6.5m Entire

Section	Overall	1400m	1200m	1000m	800m	600m	400m	200m
Section Times	1:31.32 [3] (0:07.84)	1:23.48 [1] (0:11.65)	1:11.83 [1] (0:11.63)	1:00.20 [1] (0:11.95)	0:48.25 [1] (0:12.46)	0:35.79 [1] (0:11.72)	0:24.07 [1] (0:11.60)	0:12.47 [1] (0:12.47)
Average Speed [km/h]	45.9	61.8	61.8	59.3	58.0	61.6	62.1	57.8
Top Speed [km/h]	58.9	63.1	63.1	60.8	59.1	63.2	63.2	60.4
Avg. Dist. to Rail [m]	0.4	0.9	1.7	2.6	1.5	6.5	8.2	9.0
Avg. Stride Freq. [Hz]	2.4	2.4	2.4	2.3	2.3	2.4	2.4	2.3
Avg. Stride Length [m]	4.9	7.2	7.3	7.2	7.0	7.2	7.2	6.9



- [] Ranking at each section and finish
- .-.- No data available at this section
- NA No data available



Horse/Jockey Name	Pluckercarn
Final Rank	4
Fastest Section Time (Section)	0:08.44 (Overall)
Top Speed [km/h] (Section)	64.8 (600m)
Race State	Finished



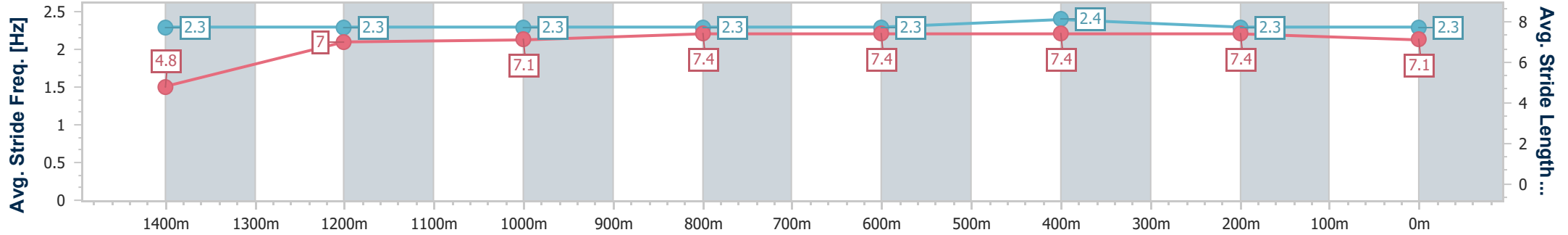
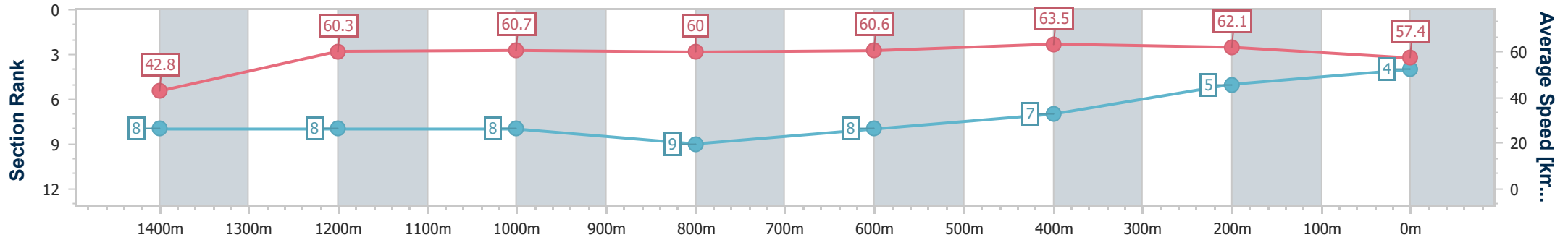
Rockhampton QLD Professional
 Race 7: CENTRE STATE SIGNS RATINGS BAND 0 - 55
 Handicap - 1500m



15 August 2024 - 17:06

Track Rating: Heavy 8, Weather: Fine, Rail Position: +6.5m Entire

Section	Overall	1400m	1200m	1000m	800m	600m	400m	200m
Section Times	1:31.78 [4] (0:08.44)	1:23.34 [8] (0:11.94)	1:11.40 [8] (0:11.87)	0:59.53 [8] (0:11.97)	0:47.56 [9] (0:12.05)	0:35.51 [8] (0:11.38)	0:24.13 [7] (0:11.60)	0:12.53 [5] (0:12.53)
Average Speed [km/h]	42.8	60.3	60.7	60.0	60.6	63.5	62.1	57.4
Top Speed [km/h]	55.6	61.7	61.2	61.3	61.5	64.8	63.8	60.2
Avg. Dist. to Rail [m]	4.8	0.9	0.7	0.8	2.0	5.8	7.1	7.7
Avg. Stride Freq. [Hz]	2.3	2.3	2.3	2.3	2.3	2.4	2.3	2.3
Avg. Stride Length [m]	4.8	7.0	7.1	7.4	7.4	7.4	7.4	7.1



- [] Ranking at each section and finish
- .-.- No data available at this section
- NA No data available



Horse/Jockey Name	Street Glory
Final Rank	5
Fastest Section Time (Section)	0:07.98 (Overall)
Top Speed [km/h] (Section)	63.7 (1400m)
Race State	Finished



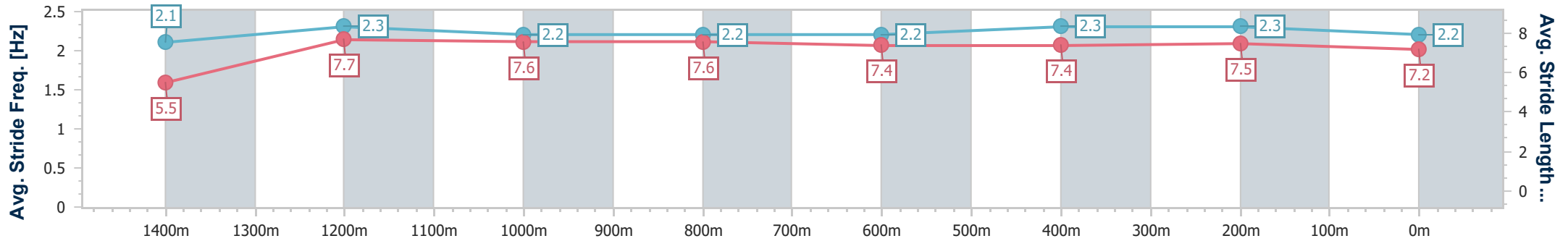
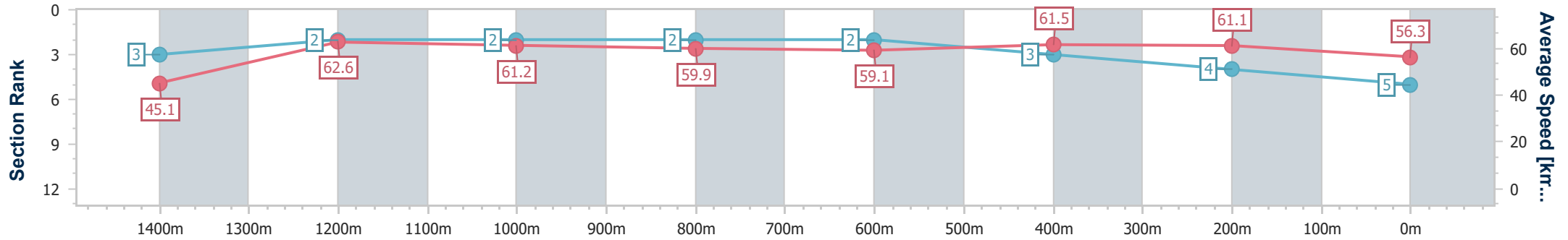
Rockhampton QLD Professional
Race 7: CENTRE STATE SIGNS RATINGS BAND 0 - 55
Handicap - 1500m



15 August 2024 - 17:06

Track Rating: Heavy 8, Weather: Fine, Rail Position: +6.5m Entire

Section	Overall	1400m	1200m	1000m	800m	600m	400m	200m
Section Times	1:31.98 [5] (0:07.98)	1:24.00 [3] (0:11.51)	1:12.49 [2] (0:11.77)	1:00.72 [2] (0:12.01)	0:48.71 [2] (0:12.40)	0:36.31 [2] (0:11.73)	0:24.58 [3] (0:11.80)	0:12.78 [4] (0:12.78)
Average Speed [km/h]	45.1	62.6	61.2	59.9	59.1	61.5	61.1	56.3
Top Speed [km/h]	58.3	63.7	63.1	61.1	60.1	62.7	62.7	59.7
Avg. Dist. to Rail [m]	3.0	0.7	0.2	0.5	2.4	7.0	9.5	9.7
Avg. Stride Freq. [Hz]	2.1	2.3	2.2	2.2	2.2	2.3	2.3	2.2
Avg. Stride Length [m]	5.5	7.7	7.6	7.6	7.4	7.4	7.5	7.2



- [] Ranking at each section and finish
- .-.- No data available at this section
- NA No data available



Horse/Jockey Name	Coco Cuber
Final Rank	6
Fastest Section Time (Section)	0:08.45 (Overall)
Top Speed [km/h] (Section)	63.0 (600m)
Race State	Finished



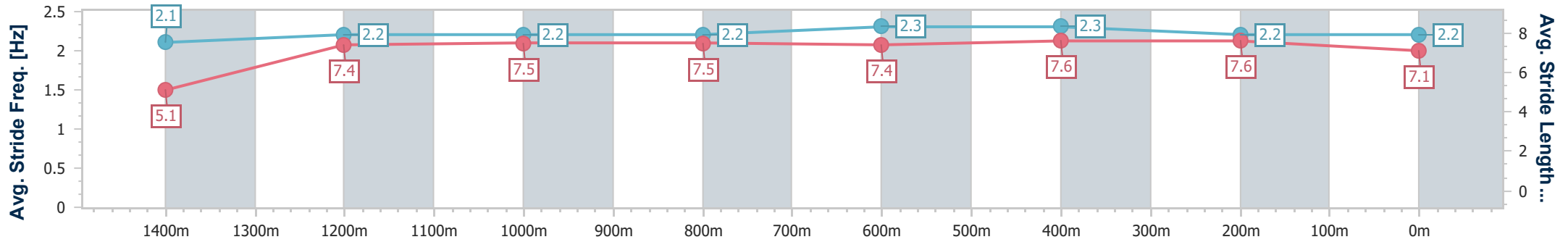
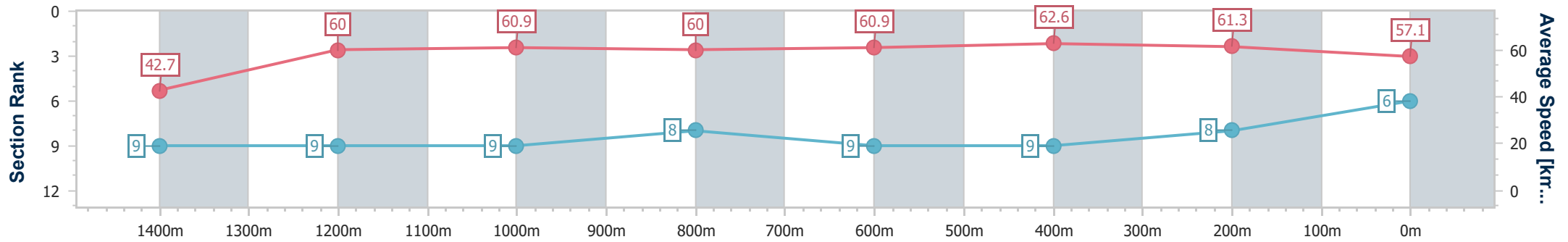
Rockhampton QLD Professional
Race 7: CENTRE STATE SIGNS RATINGS BAND 0 - 55
Handicap - 1500m



15 August 2024 - 17:06

Track Rating: Heavy 8, Weather: Fine, Rail Position: +6.5m Entire

Section	Overall	1400m	1200m	1000m	800m	600m	400m	200m
Section Times	1:32.18 [6] (0:08.45)	1:23.73 [9] (0:12.01)	1:11.72 [9] (0:11.80)	0:59.92 [9] (0:11.94)	0:47.98 [8] (0:12.08)	0:35.90 [9] (0:11.55)	0:24.35 [9] (0:11.75)	0:12.60 [8] (0:12.60)
Average Speed [km/h]	42.7	60.0	60.9	60.0	60.9	62.6	61.3	57.1
Top Speed [km/h]	57.2	61.8	61.6	61.4	61.6	63.0	62.8	59.9
Avg. Dist. to Rail [m]	5.5	1.2	1.0	1.0	2.8	7.0	8.3	6.5
Avg. Stride Freq. [Hz]	2.1	2.2	2.2	2.2	2.3	2.3	2.2	2.2
Avg. Stride Length [m]	5.1	7.4	7.5	7.5	7.4	7.6	7.6	7.1



- [] Ranking at each section and finish
- .-.- No data available at this section
- NA No data available



Horse/Jockey Name	Rocky Rebel
Final Rank	7
Fastest Section Time (Section)	0:08.32 (Overall)
Top Speed [km/h] (Section)	64.1 (600m)
Race State	Finished



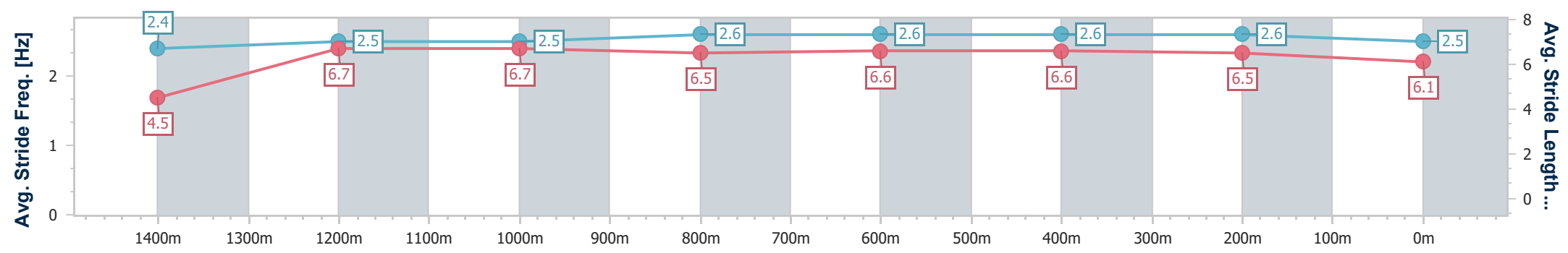
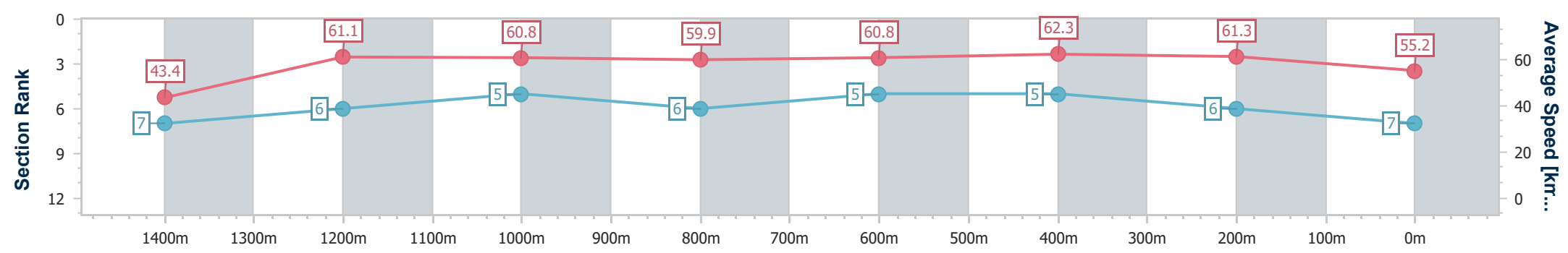
Rockhampton QLD Professional
Race 7: CENTRE STATE SIGNS RATINGS BAND 0 - 55
Handicap - 1500m

15 August 2024 - 17:06



Track Rating: Heavy 8, Weather: Fine, Rail Position: +6.5m Entire

Section	Overall	1400m	1200m	1000m	800m	600m	400m	200m						
Section Times	1:32.43 [7] (0:08.32)	1:24.11 [7] (0:11.78)	1:12.33 [6] (0:11.84)	1:00.49 [5] (0:11.99)	0:48.50 [6] (0:12.10)	0:36.40 [5] (0:11.59)	0:24.81 [5] (0:11.75)	0:13.06 [6] (0:13.06)						
Average Speed [km/h]	43.4	61.1	60.8	59.9	60.8	62.3	61.3	55.2						
Top Speed [km/h]	58.8	62.4	61.5	60.5	62.3	64.1	63.5	58.2						
Avg. Dist. to Rail [m]	2.8	0.2	0.2	0.4	2.8	8.1	9.1	9.4						
Avg. Stride Freq. [Hz]	2.4	2.5	2.5	2.6	2.6	2.6	2.6	2.5						
Avg. Stride Length [m]	4.5	6.7	6.7	6.5	6.6	6.6	6.5	6.1						



- [] Ranking at each section and finish
- .-.- No data available at this section
- NA No data available



Horse/Jockey Name	Mount Margaret
Final Rank	8
Fastest Section Time (Section)	0:08.09 (Overall)
Top Speed [km/h] (Section)	63.5 (400m)
Race State	Finished



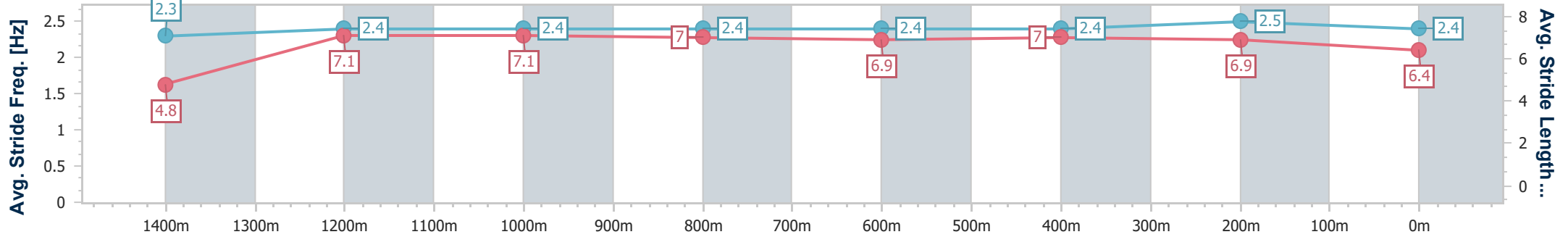
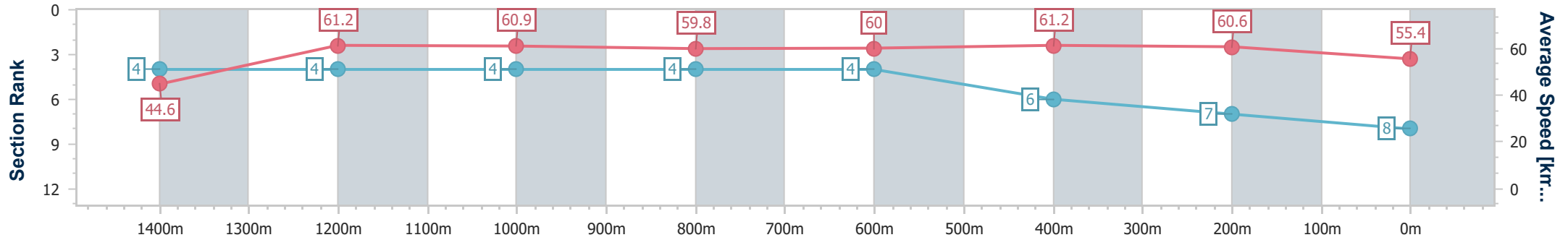
Rockhampton QLD Professional
Race 7: CENTRE STATE SIGNS RATINGS BAND 0 - 55
Handicap - 1500m



15 August 2024 - 17:06

Track Rating: Heavy 8, Weather: Fine, Rail Position: +6.5m Entire

Section	Overall	1400m	1200m	1000m	800m	600m	400m	200m
Section Times	1:32.55 [8] (0:08.09)	1:24.46 [4] (0:11.74)	1:12.72 [4] (0:11.84)	1:00.88 [4] (0:11.98)	0:48.90 [4] (0:12.20)	0:36.70 [4] (0:11.80)	0:24.90 [6] (0:11.88)	0:13.02 [7] (0:13.02)
Average Speed [km/h]	44.6	61.2	60.9	59.8	60.0	61.2	60.6	55.4
Top Speed [km/h]	58.4	62.0	61.7	60.9	62.0	62.7	63.5	59.0
Avg. Dist. to Rail [m]	2.0	0.5	0.8	0.8	2.0	6.9	9.3	9.8
Avg. Stride Freq. [Hz]	2.3	2.4	2.4	2.4	2.4	2.4	2.5	2.4
Avg. Stride Length [m]	4.8	7.1	7.1	7.0	6.9	7.0	6.9	6.4



- [] Ranking at each section and finish
- .-.- No data available at this section
- NA No data available



Horse/Jockey Name	Silent Angel
Final Rank	9
Fastest Section Time (Section)	0:08.20 (Overall)
Top Speed [km/h] (Section)	62.8 (600m)
Race State	Finished



Rockhampton QLD Professional
Race 7: CENTRE STATE SIGNS RATINGS BAND 0 - 55
Handicap - 1500m



15 August 2024 - 17:06

Track Rating: Heavy 8, Weather: Fine, Rail Position: +6.5m Entire

Section	Overall	1400m	1200m	1000m	800m	600m	400m	200m
Section Times	1:35.00 [9] (0:08.20)	1:26.80 [5] (0:11.91)	1:14.89 [7] (0:11.91)	1:02.98 [7] (0:12.02)	0:50.96 [7] (0:12.14)	0:38.82 [7] (0:11.59)	0:27.23 [8] (0:12.33)	0:14.90 [9] (0:14.90)
Average Speed [km/h]	43.9	60.4	60.5	60.7	61.6	62.4	58.4	48.4
Top Speed [km/h]	57.3	61.9	61.7	61.7	62.7	62.8	61.7	54.1
Avg. Dist. to Rail [m]	3.5	1.0	1.3	1.9	4.0	8.9	11.0	8.4
Avg. Stride Freq. [Hz]	2.3	2.4	2.4	2.4	2.4	2.5	2.4	2.2
Avg. Stride Length [m]	4.9	7.0	7.0	7.1	7.0	7.0	6.8	6.2

