



Sunshine Coast Poly Track QLD Professional
Race 3: MIX & MATCH 2024 BENCHMARK 65 Handicap - 1100m
 11 August 2024 - 14:08



Track Rating: Synthetic, Weather: Overcast, Rail Position: True

Section		Overall	1000m	800m	600m	400m	200m	Last 600m					
Field Times		1:04.33 (0:08.05)	0:56.28 (0:10.48)	0:45.80 (0:11.22)	0:34.58 (0:11.32)	0:23.26 (0:11.37)	0:11.89 (0:11.89)	0:34.58					
Rank	TAB Horse/Jockey	Barrier	Top Speed [km/h]	Fastest Section							Margin	Distance Travelled [m]	
1	3 BULSARA Shania Willis	1	69.5 1000m	0:08.15 Overall	1:04.33 [1] (0:08.15)	0:56.18 [3] (0:10.65)	0:45.53 [2] (0:11.16)	0:34.37 [2] (0:11.16)	0:23.21 [2] (0:11.33)	0:11.88 [2] (0:11.88)	1:04.33	0:34.37	
2	8 BEACHSIDE BABE Samantha Collett	8	70.7 1000m	0:08.05 Overall	1:04.65 [2] (0:08.05)	0:56.60 [1] (0:10.48)	0:46.12 [1] (0:11.22)	0:34.90 [1] (0:11.32)	0:23.58 [1] (0:11.37)	0:12.21 [1] (0:12.21)	1.8L	0:34.90	+4
3	5 FROSTY BEAR Dale Smith	5	69.5 1000m	0:08.55 Overall	1:04.79 [3] (0:08.55)	0:56.24 [8] (0:10.82)	0:45.42 [7] (0:11.02)	0:34.40 [7] (0:11.24)	0:23.16 [6] (0:11.28)	0:11.88 [4] (0:11.88)	2.6L	0:34.40	+1
4	1 GALAXY GENERAL Cody Collis	9	67.5 1000m	0:08.23 Overall	1:04.85 [4] (0:08.23)	0:56.62 [5] (0:10.91)	0:45.71 [6] (0:11.02)	0:34.69 [5] (0:11.36)	0:23.33 [5] (0:11.31)	0:12.02 [3] (0:12.02)	2.8L	0:34.69	+4
5	4 GALACTIC LEGEND Bailey Wheeler	4	67.4 1000m	0:08.23 Overall	1:05.23 [5] (0:08.23)	0:57.00 [4] (0:10.90)	0:46.10 [5] (0:11.10)	0:35.00 [6] (0:11.43)	0:23.57 [7] (0:11.53)	0:12.04 [7] (0:12.04)	4.8L	0:35.00	+0
6	6 OUR RED PLANET Cejay Graham	3	68.4 1000m	0:08.32 Overall	1:05.41 [6] (0:08.32)	0:57.09 [6] (0:10.76)	0:46.33 [4] (0:11.01)	0:35.32 [4] (0:11.26)	0:24.06 [3] (0:11.57)	0:12.49 [5] (0:12.49)	5.8L	0:35.32	+1
7	7 BELISTIC MAN Nikita Beriman	2	68.7 1000m	0:08.11 Overall	1:05.54 [7] (0:08.11)	0:57.43 [2] (0:10.73)	0:46.70 [3] (0:11.15)	0:35.55 [3] (0:11.43)	0:24.12 [4] (0:11.50)	0:12.62 [6] (0:12.62)	6.3L	0:35.55	+2
8	9 ICY ISEA Landan Sykes	6	67.4 1000m	0:08.40 Overall	1:05.65 [8] (0:08.40)	0:57.25 [7] (0:11.05)	0:46.20 [8] (0:11.07)	0:35.13 [8] (0:11.37)	0:23.76 [8] (0:11.51)	0:12.25 [8] (0:12.25)	6.8L	0:35.13	+3

Scratched: Bauhinia Rock (#2)

[] Ranking at each section and finish
 -:-:- No data available at this section
 NA No data available

SCN Saddle cloth number
 DNF Did not finish
 DNT Did not track



Horse/Jockey Name	Bulsara
Final Rank	1
Fastest Section Time (Section)	0:08.15 (Overall)
Top Speed [km/h] (Section)	69.5 (1000m)
Race State	Finished



Sunshine Coast Poly Track QLD Professional

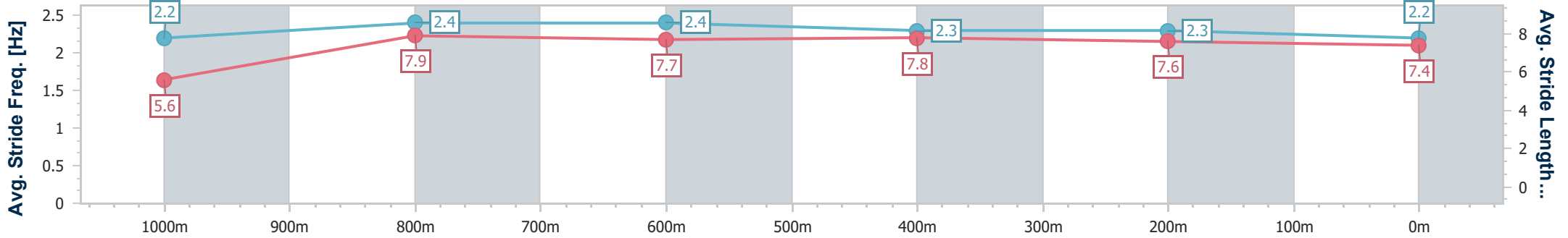
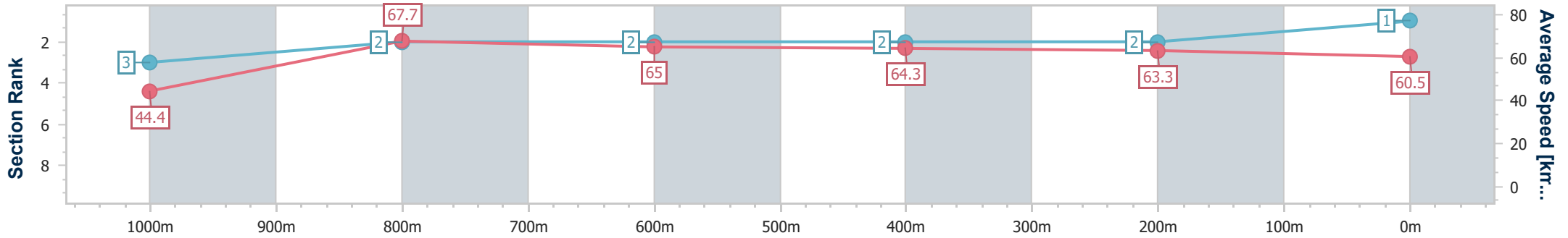
Race 3: MIX & MATCH 2024 BENCHMARK 65 Handicap - 1100m



11 August 2024 - 14:08

Track Rating: Synthetic, Weather: Overcast, Rail Position: True

Section	Overall	1000m	800m	600m	400m	200m
Section Times	1:04.33 [1] (0:08.15)	0:56.18 [3] (0:10.65)	0:45.53 [2] (0:11.16)	0:34.37 [2] (0:11.16)	0:23.21 [2] (0:11.33)	0:11.88 [2] (0:11.88)
Average Speed [km/h]	44.4	67.7	65.0	64.3	63.3	60.5
Top Speed [km/h]	61.7	69.5	67.1	64.8	64.8	63.5
Avg. Dist. to Rail [m]	2.8	2.7	1.2	0.9	0.8	3.0
Avg. Stride Freq. [Hz]	2.2	2.4	2.4	2.3	2.3	2.2
Avg. Stride Length [m]	5.6	7.9	7.7	7.8	7.6	7.4



- [] Ranking at each section and finish
- .-.- No data available at this section
- NA No data available



Horse/Jockey Name	Beachside Babe
Final Rank	2
Fastest Section Time (Section)	0:08.05 (Overall)
Top Speed [km/h] (Section)	70.7 (1000m)
Race State	Finished



Sunshine Coast Poly Track QLD Professional

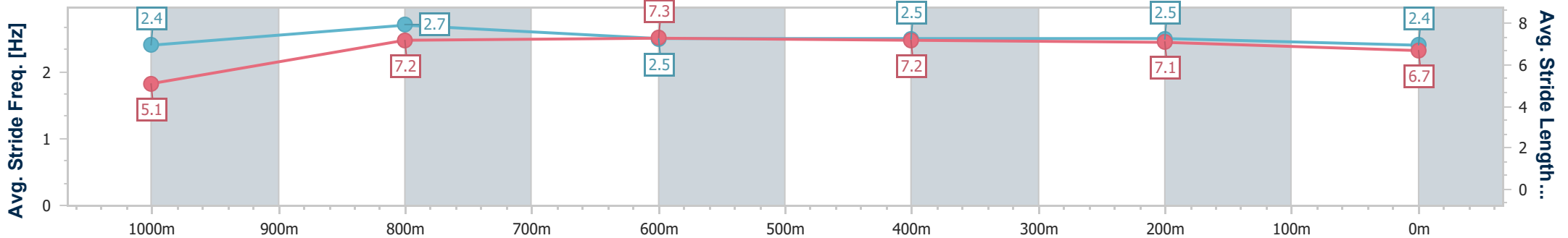
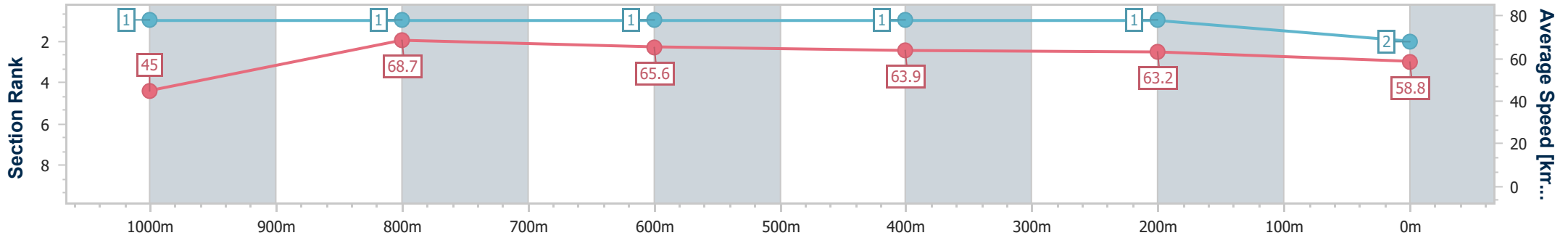
Race 3: MIX & MATCH 2024 BENCHMARK 65 Handicap - 1100m



11 August 2024 - 14:08

Track Rating: Synthetic, Weather: Overcast, Rail Position: True

Section	Overall	1000m	800m	600m	400m	200m
Section Times	1:04.65 [2] (0:08.05)	0:56.60 [1] (0:10.48)	0:46.12 [1] (0:11.22)	0:34.90 [1] (0:11.32)	0:23.58 [1] (0:11.37)	0:12.21 [1] (0:12.21)
Average Speed [km/h]	45.0	68.7	65.6	63.9	63.2	58.8
Top Speed [km/h]	64.3	70.7	69.1	64.7	64.5	62.0
Avg. Dist. to Rail [m]	8.3	5.1	2.8	1.2	0.5	0.4
Avg. Stride Freq. [Hz]	2.4	2.7	2.5	2.5	2.5	2.4
Avg. Stride Length [m]	5.1	7.2	7.3	7.2	7.1	6.7



- [] Ranking at each section and finish
- .-.- No data available at this section
- NA No data available



Horse/Jockey Name	Frosty Bear
Final Rank	3
Fastest Section Time (Section)	0:08.55 (Overall)
Top Speed [km/h] (Section)	69.5 (1000m)
Race State	Finished



Sunshine Coast Poly Track QLD Professional

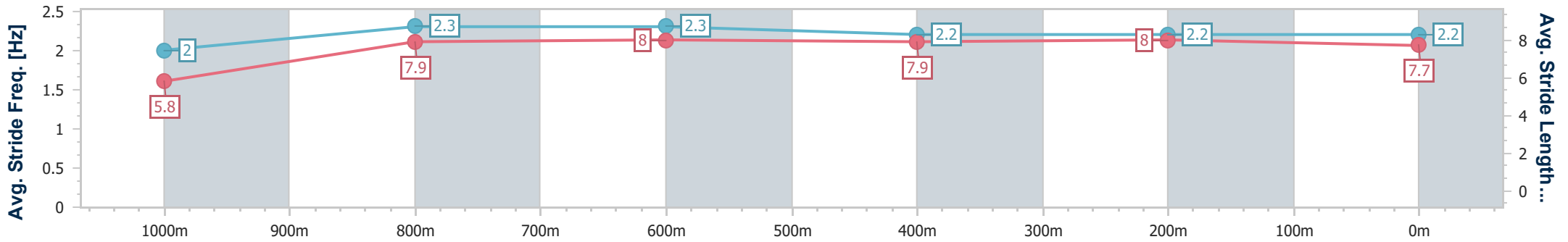
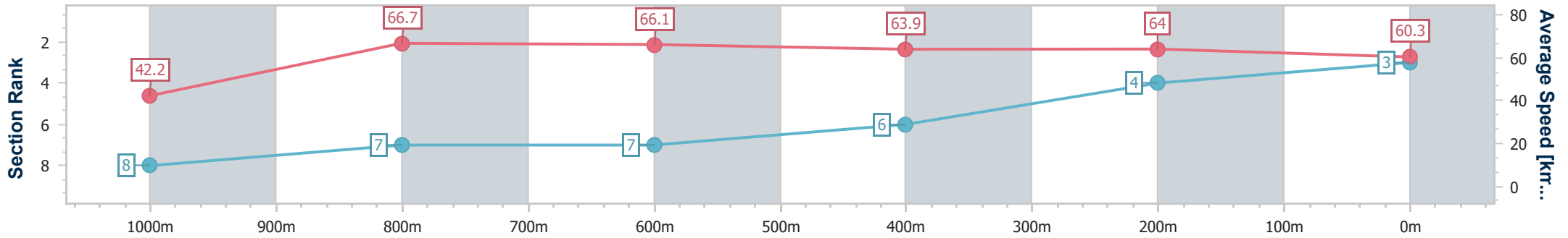
Race 3: MIX & MATCH 2024 BENCHMARK 65 Handicap - 1100m



11 August 2024 - 14:08

Track Rating: Synthetic, Weather: Overcast, Rail Position: True

Section	Overall	1000m	800m	600m	400m	200m
Section Times	1:04.79 [3] (0:08.55)	0:56.24 [8] (0:10.82)	0:45.42 [7] (0:11.02)	0:34.40 [7] (0:11.24)	0:23.16 [6] (0:11.28)	0:11.88 [4]
Average Speed [km/h]	42.2	66.7	66.1	63.9	64.0	60.3
Top Speed [km/h]	63.2	69.5	67.3	65.4	65.0	62.5
Avg. Dist. to Rail [m]	6.6	2.2	1.7	0.4	0.3	1.0
Avg. Stride Freq. [Hz]	2.0	2.3	2.3	2.2	2.2	2.2
Avg. Stride Length [m]	5.8	7.9	8.0	7.9	8.0	7.7



- [] Ranking at each section and finish
- .-.- No data available at this section
- NA No data available



Horse/Jockey Name	Galaxy General
Final Rank	4
Fastest Section Time (Section)	0:08.23 (Overall)
Top Speed [km/h] (Section)	67.5 (1000m)
Race State	Finished



Sunshine Coast Poly Track QLD Professional

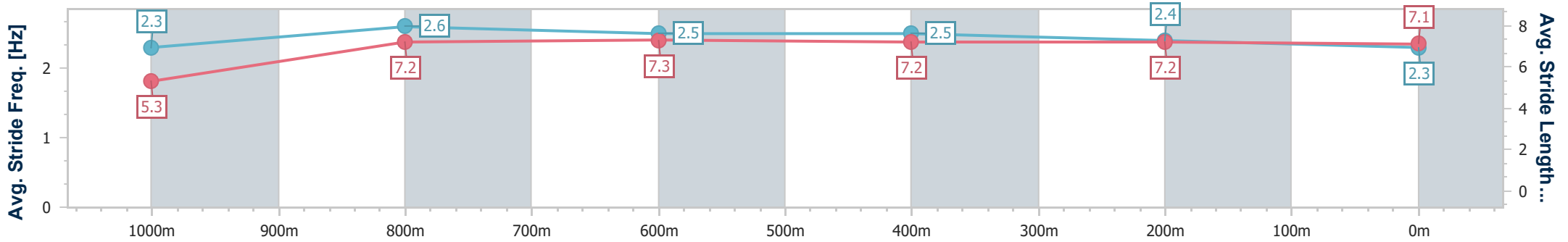
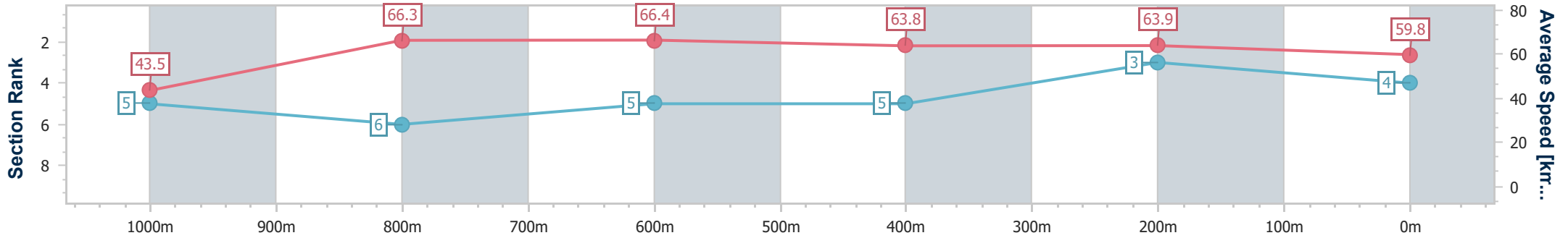
Race 3: MIX & MATCH 2024 BENCHMARK 65 Handicap - 1100m



11 August 2024 - 14:08

Track Rating: Synthetic, Weather: Overcast, Rail Position: True

Section	Overall	1000m	800m	600m	400m	200m
Section Times	1:04.85 [4] (0:08.23)	0:56.62 [5] (0:10.91)	0:45.71 [6] (0:11.02)	0:34.69 [5] (0:11.36)	0:23.33 [5] (0:11.31)	0:12.02 [3] (0:12.02)
Average Speed [km/h]	43.5	66.3	66.4	63.8	63.9	59.8
Top Speed [km/h]	62.2	67.5	67.0	66.1	64.2	62.1
Avg. Dist. to Rail [m]	9.3	4.8	2.3	1.6	3.9	5.3
Avg. Stride Freq. [Hz]	2.3	2.6	2.5	2.5	2.4	2.3
Avg. Stride Length [m]	5.3	7.2	7.3	7.2	7.2	7.1



- [] Ranking at each section and finish
- .-.- No data available at this section
- NA No data available



Horse/Jockey Name	Galactic Legend
Final Rank	5
Fastest Section Time (Section)	0:08.23 (Overall)
Top Speed [km/h] (Section)	67.4 (1000m)
Race State	Finished



Sunshine Coast Poly Track QLD Professional

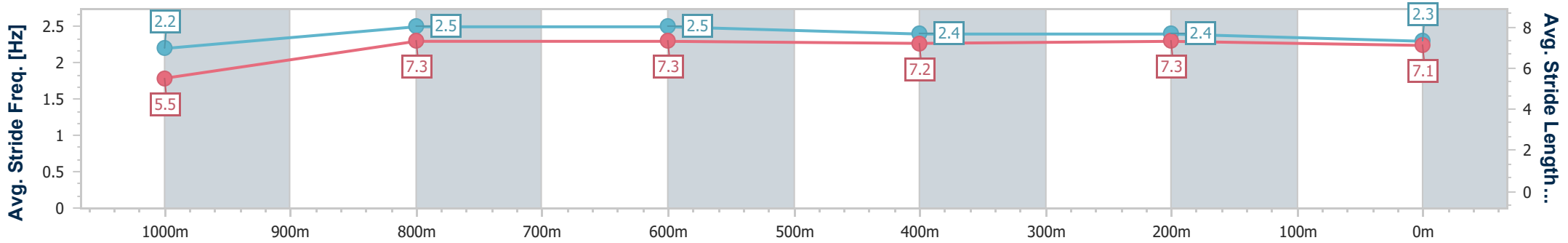
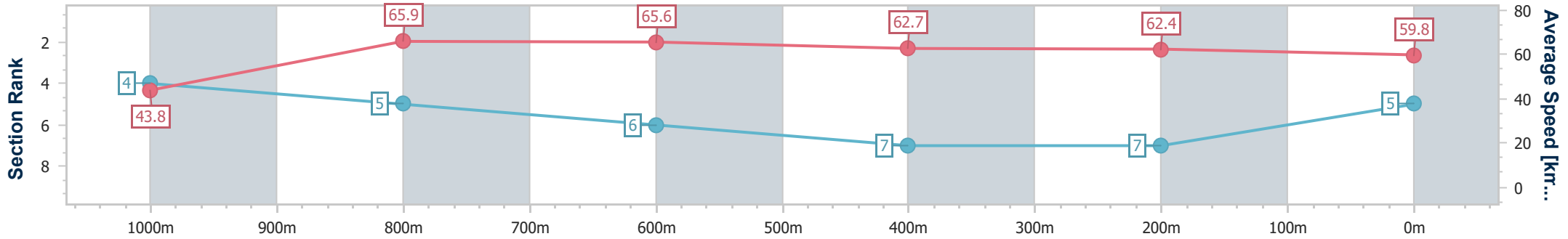
Race 3: MIX & MATCH 2024 BENCHMARK 65 Handicap - 1100m



11 August 2024 - 14:08

Track Rating: Synthetic, Weather: Overcast, Rail Position: True

Section	Overall	1000m	800m	600m	400m	200m
Section Times	1:05.23 [5] (0:08.23)	0:57.00 [4] (0:10.90)	0:46.10 [5] (0:11.10)	0:35.00 [6] (0:11.43)	0:23.57 [7] (0:11.53)	0:12.04 [7] (0:12.04)
Average Speed [km/h]	43.8	65.9	65.6	62.7	62.4	59.8
Top Speed [km/h]	63.2	67.4	66.9	64.5	63.8	61.4
Avg. Dist. to Rail [m]	6.5	3.9	1.5	1.0	2.2	6.0
Avg. Stride Freq. [Hz]	2.2	2.5	2.5	2.4	2.4	2.3
Avg. Stride Length [m]	5.5	7.3	7.3	7.2	7.3	7.1



- [] Ranking at each section and finish
- .-.- No data available at this section
- NA No data available



Horse/Jockey Name	Our Red Planet
Final Rank	6
Fastest Section Time (Section)	0:08.32 (Overall)
Top Speed [km/h] (Section)	68.4 (1000m)
Race State	Finished



Sunshine Coast Poly Track QLD Professional

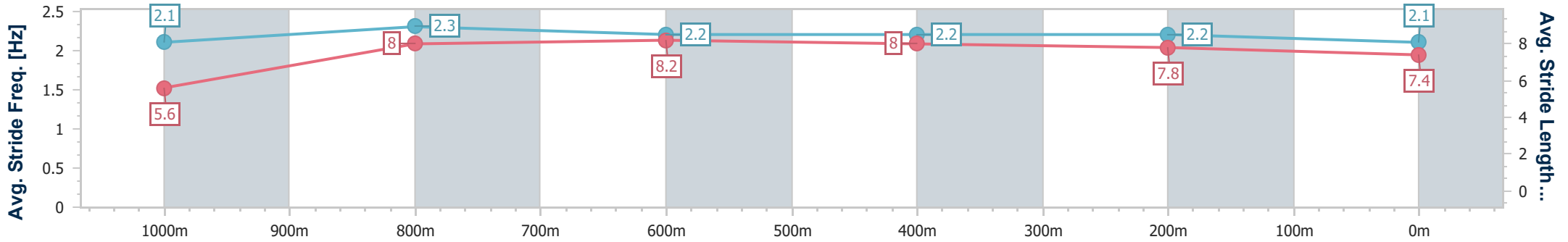
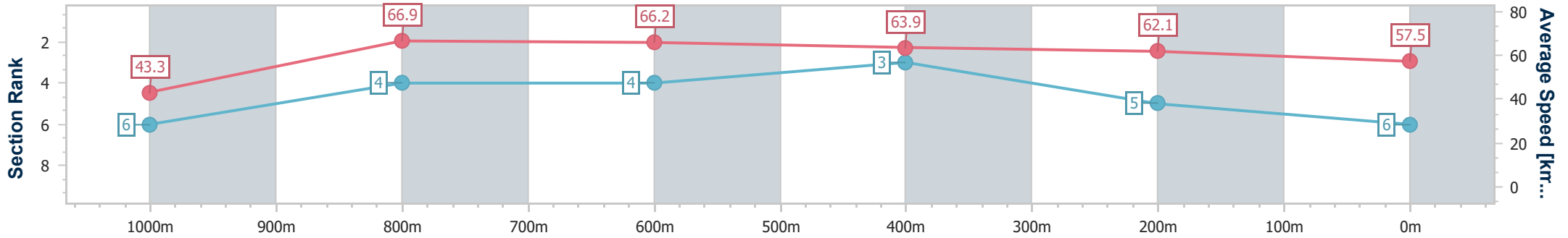
Race 3: MIX & MATCH 2024 BENCHMARK 65 Handicap - 1100m



11 August 2024 - 14:08

Track Rating: Synthetic, Weather: Overcast, Rail Position: True

Section	Overall	1000m	800m	600m	400m	200m
Section Times	1:05.41 [6] (0:08.32)	0:57.09 [6] (0:10.76)	0:46.33 [4] (0:11.01)	0:35.32 [4] (0:11.26)	0:24.06 [3] (0:11.57)	0:12.49 [5] (0:12.49)
Average Speed [km/h]	43.3	66.9	66.2	63.9	62.1	57.5
Top Speed [km/h]	63.2	68.4	68.0	65.0	63.3	60.3
Avg. Dist. to Rail [m]	4.9	2.1	1.2	0.4	1.4	2.6
Avg. Stride Freq. [Hz]	2.1	2.3	2.2	2.2	2.2	2.1
Avg. Stride Length [m]	5.6	8.0	8.2	8.0	7.8	7.4



- [] Ranking at each section and finish
- .-.- No data available at this section
- NA No data available



Horse/Jockey Name	Belistic Man
Final Rank	7
Fastest Section Time (Section)	0:08.11 (Overall)
Top Speed [km/h] (Section)	68.7 (1000m)
Race State	Finished



Sunshine Coast Poly Track QLD Professional

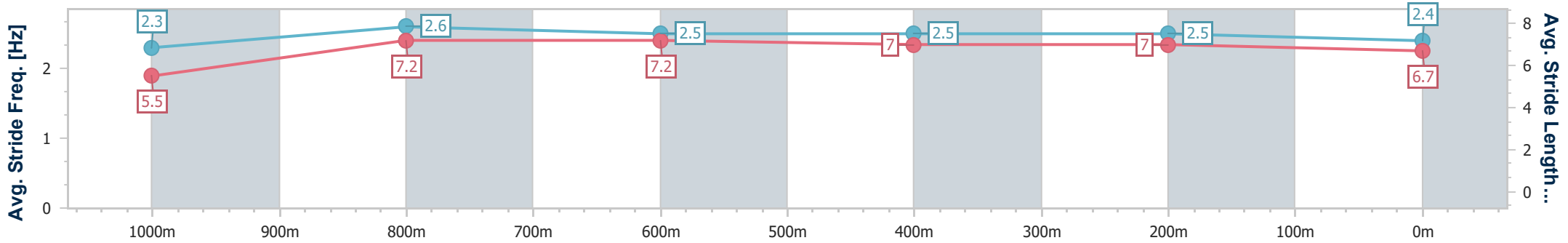
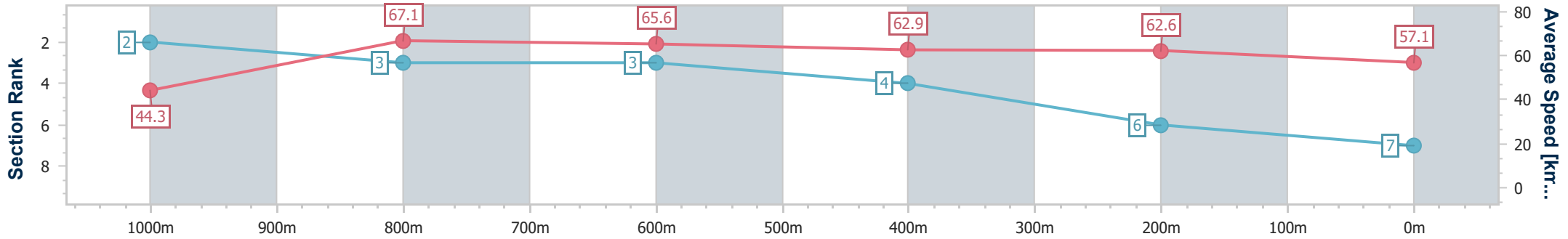
Race 3: MIX & MATCH 2024 BENCHMARK 65 Handicap - 1100m



11 August 2024 - 14:08

Track Rating: Synthetic, Weather: Overcast, Rail Position: True

Section	Overall	1000m	800m	600m	400m	200m
Section Times	1:05.54 [7] (0:08.11)	0:57.43 [2] (0:10.73)	0:46.70 [3] (0:11.15)	0:35.55 [3] (0:11.43)	0:24.12 [4] (0:11.50)	0:12.62 [6] (0:12.62)
Average Speed [km/h]	44.3	67.1	65.6	62.9	62.6	57.1
Top Speed [km/h]	65.0	68.7	68.6	63.9	63.9	60.0
Avg. Dist. to Rail [m]	3.8	3.2	2.2	0.5	1.7	2.5
Avg. Stride Freq. [Hz]	2.3	2.6	2.5	2.5	2.5	2.4
Avg. Stride Length [m]	5.5	7.2	7.2	7.0	7.0	6.7



- [] Ranking at each section and finish
- .-.- No data available at this section
- NA No data available



Horse/Jockey Name	Icy Isea
Final Rank	8
Fastest Section Time (Section)	0:08.40 (Overall)
Top Speed [km/h] (Section)	67.4 (1000m)
Race State	Finished



Sunshine Coast Poly Track QLD Professional

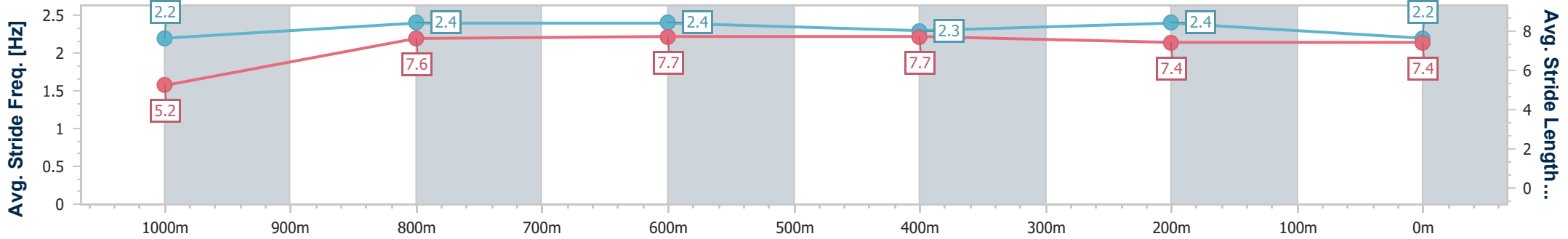
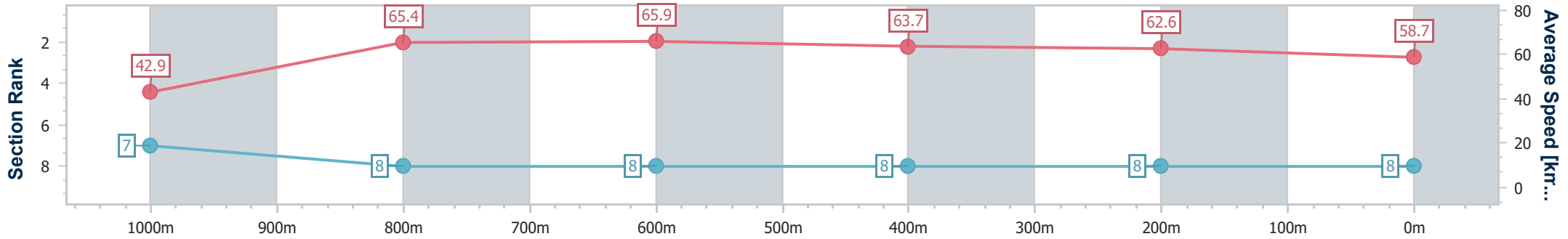
Race 3: MIX & MATCH 2024 BENCHMARK 65 Handicap - 1100m



11 August 2024 - 14:08

Track Rating: Synthetic, Weather: Overcast, Rail Position: True

Section	Overall	1000m	800m	600m	400m	200m
Section Times	1:05.65 [8] (0:08.40)	0:57.25 [7] (0:11.05)	0:46.20 [8] (0:11.07)	0:35.13 [8] (0:11.37)	0:23.76 [8] (0:11.51)	0:12.25 [8] (0:12.25)
Average Speed [km/h]	42.9	65.4	65.9	63.7	62.6	58.7
Top Speed [km/h]	62.3	67.4	67.1	65.4	63.7	61.1
Avg. Dist. to Rail [m]	7.3	4.0	2.3	0.9	4.6	6.2
Avg. Stride Freq. [Hz]	2.2	2.4	2.4	2.3	2.4	2.2
Avg. Stride Length [m]	5.2	7.6	7.7	7.7	7.4	7.4



- [] Ranking at each section and finish
- .-.- No data available at this section
- NA No data available