



Sunshine Coast Poly Track QLD Professional
Race 1: MCCAIN SURECRISP BENCHMARK 70 Handicap - 1000m
11 August 2024 - 12:51



Track Rating: Synthetic, Weather: Overcast, Rail Position: True

Section		Overall	800m	600m	400m	200m	Last 600m					
Field Times		0:57.68 (0:13.41)	0:44.27 (0:11.12)	0:33.15 (0:10.91)	0:22.24 (0:10.84)	0:11.40 (0:11.40)	0:33.15					
Rank	TAB Horse/Jockey	Barrier	Top Speed [km/h]	Fastest Section	Margin					Distance Travelled [m]		
1	7 RUSTIC BOOM Bailey Wheeler	1	67.0 400m	0:10.84 400m	0:57.68 [1] (0:13.41)	0:44.27 [1] (0:11.16)	0:33.11 [2] (0:10.87)	0:22.24 [1] (0:10.84)	0:11.40 [1] (0:11.40)	0:57.68	0:33.11	
2	1 DARE TO SHARE Shania Willis	7	67.7 800m	0:10.87 400m	0:58.01 [2] (0:13.66)	0:44.35 [5] (0:11.06)	0:33.29 [3] (0:11.05)	0:22.24 [3] (0:10.87)	0:11.37 [3] (0:11.37)	1.8L	0:33.29	+7
3	6 YOUR TOO GOOD Nikita Beriman	5	67.9 600m	0:10.87 400m	0:58.13 [3] (0:13.62)	0:44.51 [4] (0:11.27)	0:33.24 [6] (0:10.95)	0:22.29 [4] (0:10.87)	0:11.42 [4] (0:11.42)	2.3L	0:33.24	+6
4	2 PHANTOM SPIRIT Corey Sutherland	4	66.9 400m	0:10.99 400m	0:58.65 [4] (0:13.72)	0:44.93 [6] (0:11.07)	0:33.86 [4] (0:11.11)	0:22.75 [5] (0:10.99)	0:11.76 [5] (0:11.76)	5.3L	0:33.86	+2
5	4 GLORIOUS RUBY Fiona Sandkuhl	6	67.3 Overall	0:11.04 600m	0:58.66 [5] (0:13.43)	0:45.23 [2] (0:11.10)	0:34.13 [1] (0:11.04)	0:23.09 [2] (0:11.07)	0:12.02 [2] (0:12.02)	5.4L	0:34.13	+3
6	3 BOOM BOOM BASIL Justin Huxtable	2	67.4 600m	0:11.03 400m	0:58.67 [6] (0:13.55)	0:45.12 [3] (0:11.32)	0:33.80 [5] (0:11.13)	0:22.67 [6] (0:11.03)	0:11.64 [6] (0:11.64)	5.5L	0:33.80	+10

Scratched: Enterprise Lucia (#5)

[] Ranking at each section and finish
 -:-:- No data available at this section
 NA No data available

SCN Saddle cloth number
 DNF Did not finish
 DNT Did not track



Horse/Jockey Name	Rustic Boom
Final Rank	1
Fastest Section Time (Section)	0:10.84 (400m)
Top Speed [km/h] (Section)	67.0 (400m)
Race State	Finished



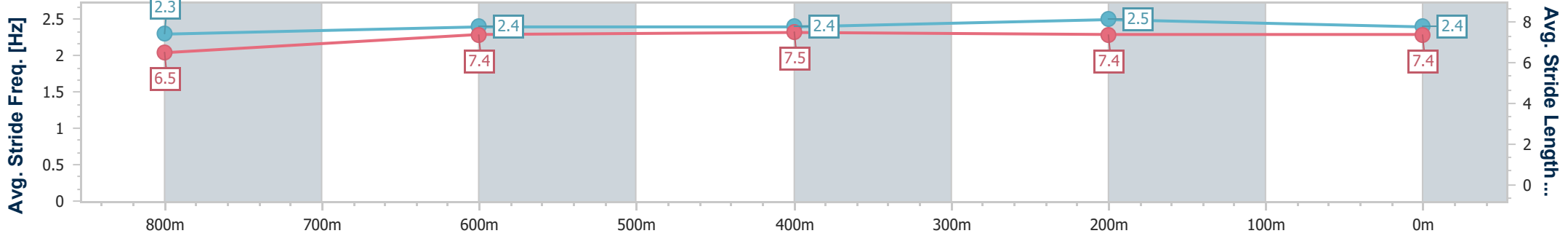
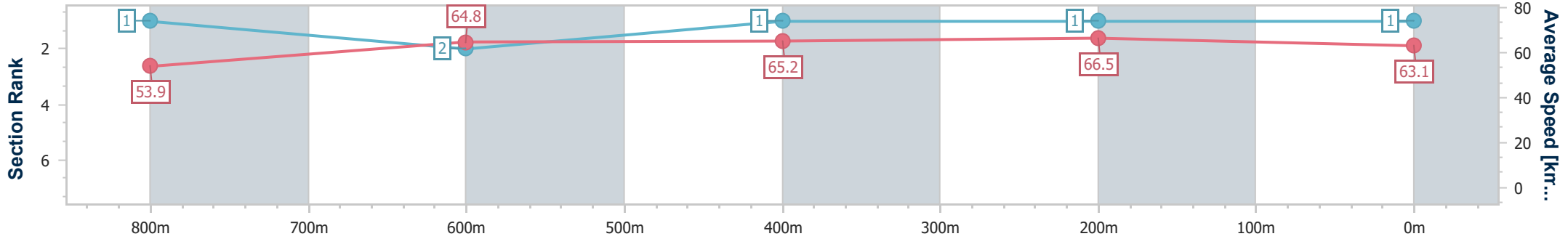
Sunshine Coast Poly Track QLD Professional
Race 1: MCCAIN SURECRISP BENCHMARK 70 Handicap - 1000m



11 August 2024 - 12:51

Track Rating: Synthetic, Weather: Overcast, Rail Position: True

Section	Overall	800m	600m	400m	200m
Section Times	0:57.68 [1] (0:13.41)	0:44.27 [1] (0:11.16)	0:33.11 [2] (0:10.87)	0:22.24 [1] (0:10.84)	0:11.40 [1] (0:11.40)
Average Speed [km/h]	53.9	64.8	65.2	66.5	63.1
Top Speed [km/h]	66.3	66.5	66.6	67.0	66.3
Avg. Dist. to Rail [m]	2.6	1.0	2.1	1.0	0.3
Avg. Stride Freq. [Hz]	2.3	2.4	2.4	2.5	2.4
Avg. Stride Length [m]	6.5	7.4	7.5	7.4	7.4



- [] Ranking at each section and finish
- .-.- No data available at this section
- NA No data available



Horse/Jockey Name	Dare To Share
Final Rank	2
Fastest Section Time (Section)	0:10.87 (400m)
Top Speed [km/h] (Section)	67.7 (800m)
Race State	Finished



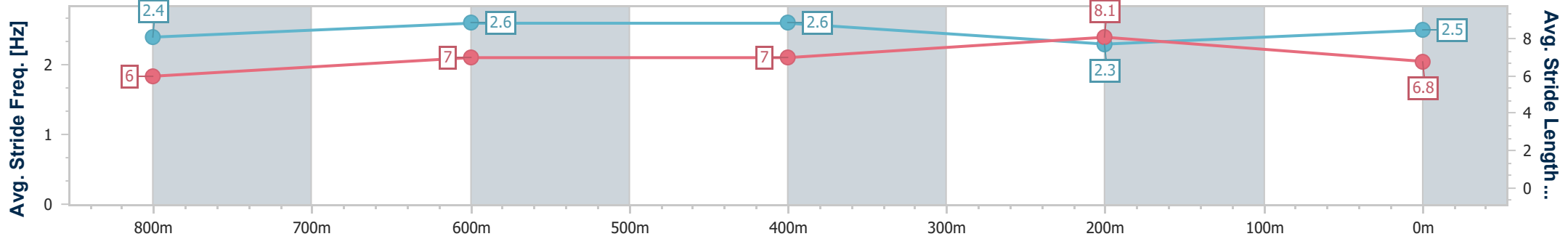
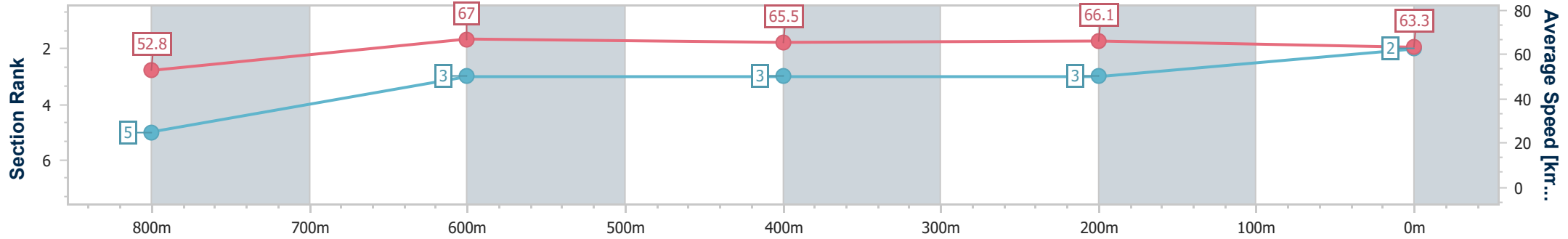
Sunshine Coast Poly Track QLD Professional
Race 1: MCCAIN SURECRISP BENCHMARK 70 Handicap - 1000m



11 August 2024 - 12:51

Track Rating: Synthetic, Weather: Overcast, Rail Position: True

Section	Overall	800m	600m	400m	200m
Section Times	0:58.01 [2] (0:13.66)	0:44.35 [5] (0:11.06)	0:33.29 [3] (0:11.05)	0:22.24 [3] (0:10.87)	0:11.37 [3] (0:11.37)
Average Speed [km/h]	52.8	67.0	65.5	66.1	63.3
Top Speed [km/h]	65.8	67.7	66.8	67.1	64.4
Avg. Dist. to Rail [m]	7.4	3.6	0.7	2.4	1.9
Avg. Stride Freq. [Hz]	2.4	2.6	2.6	2.3	2.5
Avg. Stride Length [m]	6.0	7.0	7.0	8.1	6.8



- [] Ranking at each section and finish
- .-.- No data available at this section
- NA No data available



Horse/Jockey Name	Your Too Good
Final Rank	3
Fastest Section Time (Section)	0:10.87 (400m)
Top Speed [km/h] (Section)	67.9 (600m)
Race State	Finished



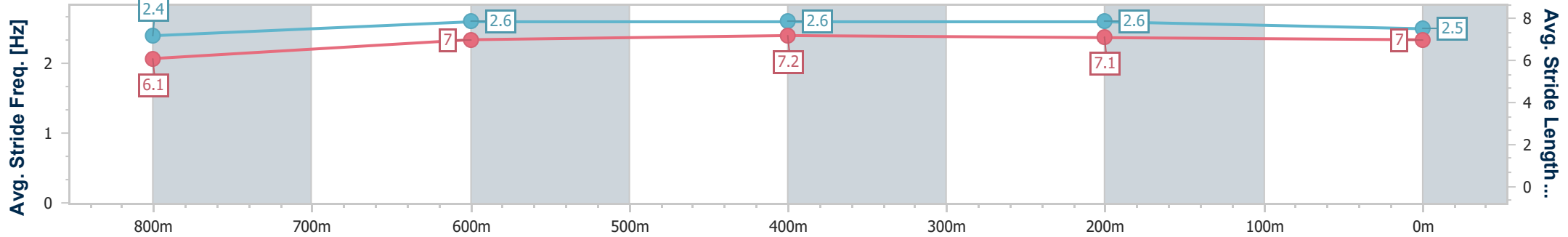
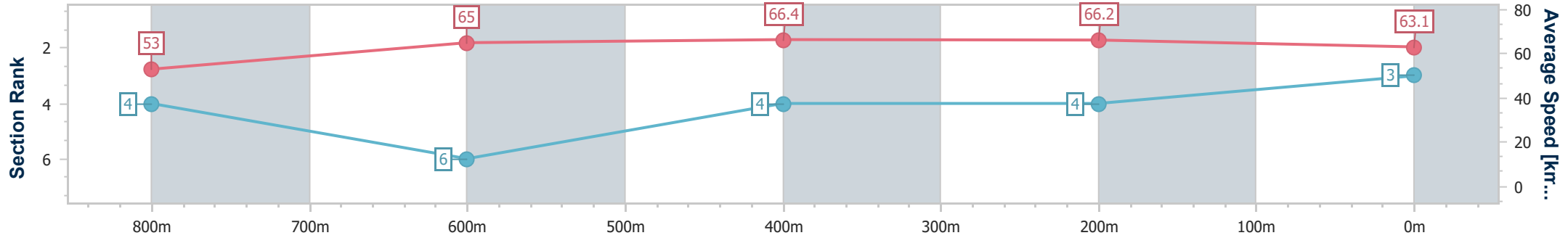
Sunshine Coast Poly Track QLD Professional
Race 1: MCCAIN SURECRISP BENCHMARK 70 Handicap - 1000m



11 August 2024 - 12:51

Track Rating: Synthetic, Weather: Overcast, Rail Position: True

Section	Overall	800m	600m	400m	200m
Section Times	0:58.13 [3] (0:13.62)	0:44.51 [4] (0:11.27)	0:33.24 [6] (0:10.95)	0:22.29 [4] (0:10.87)	0:11.42 [4] (0:11.42)
Average Speed [km/h]	53.0	65.0	66.4	66.2	63.1
Top Speed [km/h]	66.0	67.0	67.9	67.4	64.1
Avg. Dist. to Rail [m]	5.4	2.9	1.3	4.0	3.9
Avg. Stride Freq. [Hz]	2.4	2.6	2.6	2.6	2.5
Avg. Stride Length [m]	6.1	7.0	7.2	7.1	7.0



- [] Ranking at each section and finish
- .-.- No data available at this section
- NA No data available



Horse/Jockey Name	Phantom Spirit
Final Rank	4
Fastest Section Time (Section)	0:10.99 (400m)
Top Speed [km/h] (Section)	66.9 (400m)
Race State	Finished



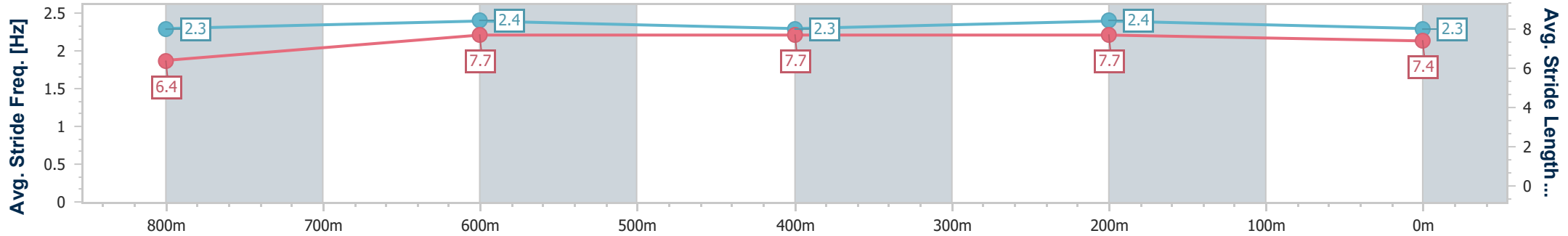
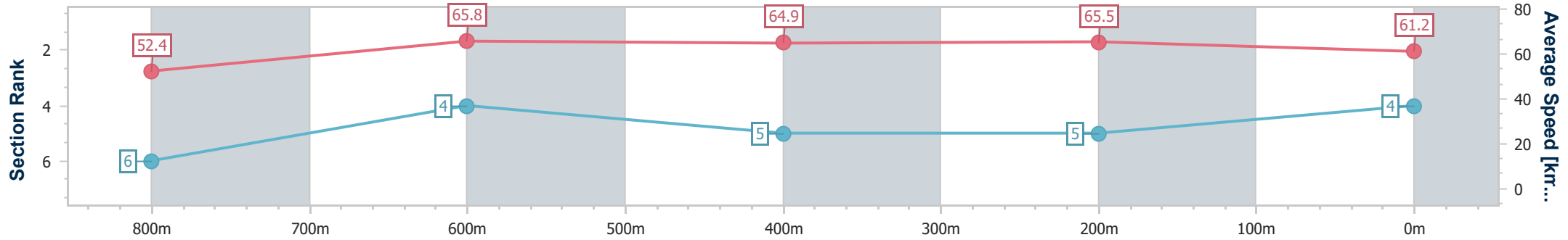
Sunshine Coast Poly Track QLD Professional
Race 1: MCCAIN SURECRISP BENCHMARK 70 Handicap - 1000m



11 August 2024 - 12:51

Track Rating: Synthetic, Weather: Overcast, Rail Position: True

Section	Overall	800m	600m	400m	200m
Section Times	0:58.65 [4] (0:13.72)	0:44.93 [6] (0:11.07)	0:33.86 [4] (0:11.11)	0:22.75 [5] (0:10.99)	0:11.76 [5] (0:11.76)
Average Speed [km/h]	52.4	65.8	64.9	65.5	61.2
Top Speed [km/h]	66.9	66.9	66.3	66.9	63.6
Avg. Dist. to Rail [m]	3.9	1.4	0.3	0.7	1.0
Avg. Stride Freq. [Hz]	2.3	2.4	2.3	2.4	2.3
Avg. Stride Length [m]	6.4	7.7	7.7	7.7	7.4



- [] Ranking at each section and finish
- .-.- No data available at this section
- NA No data available



Horse/Jockey Name	Glorious Ruby
Final Rank	5
Fastest Section Time (Section)	0:11.04 (600m)
Top Speed [km/h] (Section)	67.3 (Overall)
Race State	Finished



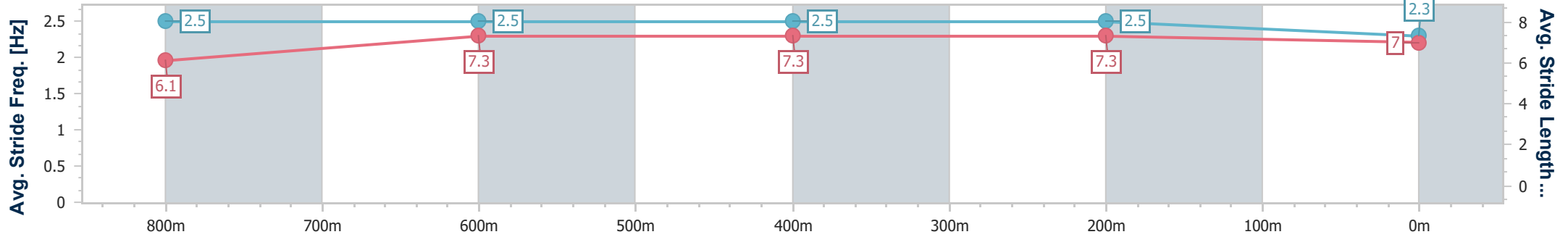
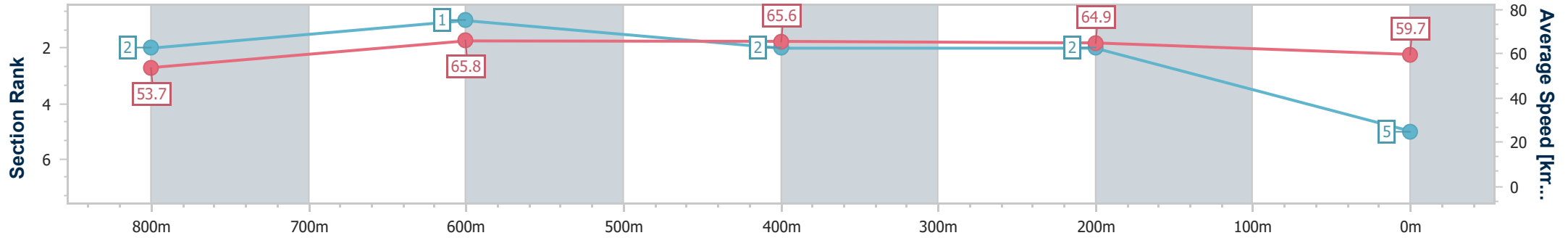
Sunshine Coast Poly Track QLD Professional
Race 1: MCCAIN SURECRISP BENCHMARK 70 Handicap - 1000m



11 August 2024 - 12:51

Track Rating: Synthetic, Weather: Overcast, Rail Position: True

Section	Overall	800m	600m	400m	200m
Section Times	0:58.66 [5] (0:13.43)	0:45.23 [2] (0:11.10)	0:34.13 [1] (0:11.04)	0:23.09 [2] (0:11.07)	0:12.02 [2] (0:12.02)
Average Speed [km/h]	53.7	65.8	65.6	64.9	59.7
Top Speed [km/h]	67.3	66.7	66.1	66.3	62.9
Avg. Dist. to Rail [m]	6.4	2.0	0.6	1.6	1.6
Avg. Stride Freq. [Hz]	2.5	2.5	2.5	2.5	2.3
Avg. Stride Length [m]	6.1	7.3	7.3	7.3	7.0



- [] Ranking at each section and finish
- .-.- No data available at this section
- NA No data available



Horse/Jockey Name	Boom Boom Basil
Final Rank	6
Fastest Section Time (Section)	0:11.03 (400m)
Top Speed [km/h] (Section)	67.4 (600m)
Race State	Finished



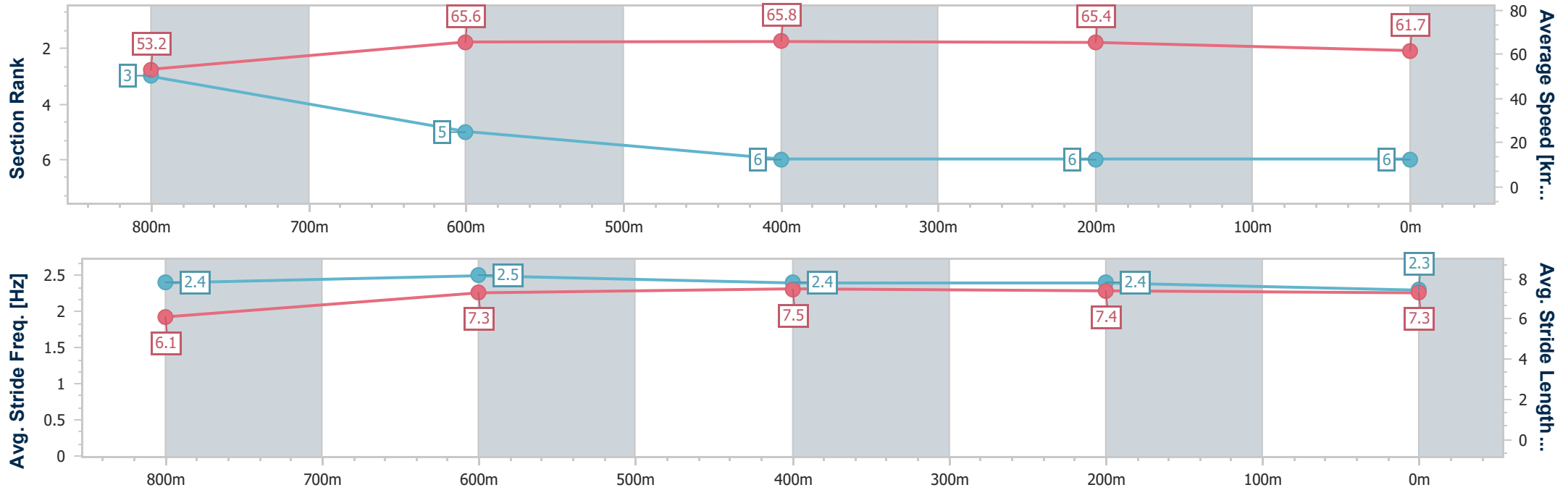
Sunshine Coast Poly Track QLD Professional
Race 1: MCCAIN SURECRISP BENCHMARK 70 Handicap - 1000m



11 August 2024 - 12:51

Track Rating: Synthetic, Weather: Overcast, Rail Position: True

Section	Overall	800m	600m	400m	200m
Section Times	0:58.67 [6] (0:13.55)	0:45.12 [3] (0:11.32)	0:33.80 [5] (0:11.13)	0:22.67 [6] (0:11.03)	0:11.64 [6] (0:11.64)
Average Speed [km/h]	53.2	65.6	65.8	65.4	61.7
Top Speed [km/h]	66.2	66.1	67.4	66.4	64.1
Avg. Dist. to Rail [m]	4.0	4.1	2.9	2.7	2.4
Avg. Stride Freq. [Hz]	2.4	2.5	2.4	2.4	2.3
Avg. Stride Length [m]	6.1	7.3	7.5	7.4	7.3



- [] Ranking at each section and finish
- .-.- No data available at this section
- NA No data available



Sunshine Coast Poly Track QLD Professional

Race 2: PRIMO EGGING FOR EDGAR Maiden Plate - 1100m

11 August 2024 - 13:29



Track Rating: Synthetic, Weather: Overcast, Rail Position: True

Section		Overall	1000m	800m	600m	400m	200m	Last 600m					
Field Times		1:05.24 (0:08.14)	0:57.10 (0:10.70)	0:46.40 (0:11.29)	0:35.11 (0:11.40)	0:23.71 (0:11.52)	0:12.19 (0:12.19)	0:35.11					
Rank	TAB Horse/Jockey	Barrier	Top Speed [km/h]	Fastest Section							Margin	Distance Travelled [m]	
1	5 DIVINE GEM Nathan Thomas	7	69.5 1000m	0:08.31 Overall	1:05.24 [1] (0:08.31)	0:56.93 [5] (0:10.63)	0:46.30 [2] (0:11.36)	0:34.94 [2] (0:11.41)	0:23.53 [2] (0:11.40)	0:12.13 [2] (0:12.13)	1:05.24	0:34.94	
2	2 HERECOMESANTORINI Bailey Wheeler	1	68.7 1000m	0:08.16 Overall	1:05.41 [2] (0:08.16)	0:57.25 [3] (0:10.68)	0:46.57 [1] (0:11.29)	0:35.28 [1] (0:11.40)	0:23.88 [1] (0:11.52)	0:12.36 [1] (0:12.36)	1L	0:35.28	-7
3	4 CHIARO DI LUNA Cody Collis	4	67.2 1000m	0:08.15 Overall	1:05.53 [3] (0:08.15)	0:57.38 [2] (0:10.90)	0:46.48 [4] (0:11.39)	0:35.09 [5] (0:11.52)	0:23.57 [5] (0:11.51)	0:12.06 [5] (0:12.06)	1.5L	0:35.09	-7
4	9 HOT TORQUE INVEGAS Kyle Wilson-Taylor	2	67.7 1000m	0:08.14 Overall	1:05.61 [4] (0:08.14)	0:57.47 [1] (0:10.81)	0:46.66 [3] (0:11.37)	0:35.29 [3] (0:11.53)	0:23.76 [3] (0:11.59)	0:12.17 [3] (0:12.17)	1.9L	0:35.29	-7
5	10 LITTLE IFFY Taylor Marshall	3	68.1 1000m	0:08.24 Overall	1:05.81 [5] (0:08.24)	0:57.57 [4] (0:10.86)	0:46.71 [5] (0:11.32)	0:35.39 [4] (0:11.46)	0:23.93 [4] (0:11.57)	0:12.36 [4] (0:12.36)	2.9L	0:35.39	-7
6	8 WIFE IS RIGHT Cejay Graham	5	67.9 1000m	0:08.59 Overall	1:06.00 [6] (0:08.59)	0:57.41 [6] (0:10.79)	0:46.62 [6] (0:11.33)	0:35.29 [7] (0:11.37)	0:23.92 [6] (0:11.68)	0:12.24 [6] (0:12.24)	3.9L	0:35.29	-7
7	1 ADVERTISE Chris Taylor	9	68.9 1000m	0:08.68 Overall	1:06.24 [7] (0:08.68)	0:57.56 [8] (0:10.97)	0:46.59 [8] (0:11.31)	0:35.28 [8] (0:11.57)	0:23.71 [8] (0:11.54)	0:12.17 [7] (0:12.17)	5.2L	0:35.28	-2
8	7 SHINTARO LASS Nikita Beriman	6	68.4 1000m	0:08.61 Overall	1:06.99 [8] (0:08.61)	0:58.38 [7] (0:10.83)	0:47.55 [7] (0:11.24)	0:36.31 [6] (0:11.63)	0:24.68 [7] (0:11.87)	0:12.81 [8] (0:12.81)	9.5L	0:36.31	-1

Scratched: Tequila Stealer (#3), Nirvana Beauty (#6)

[] Ranking at each section and finish
 -:-:- No data available at this section
 NA No data available

SCN Saddle cloth number
 DNF Did not finish
 DNT Did not track



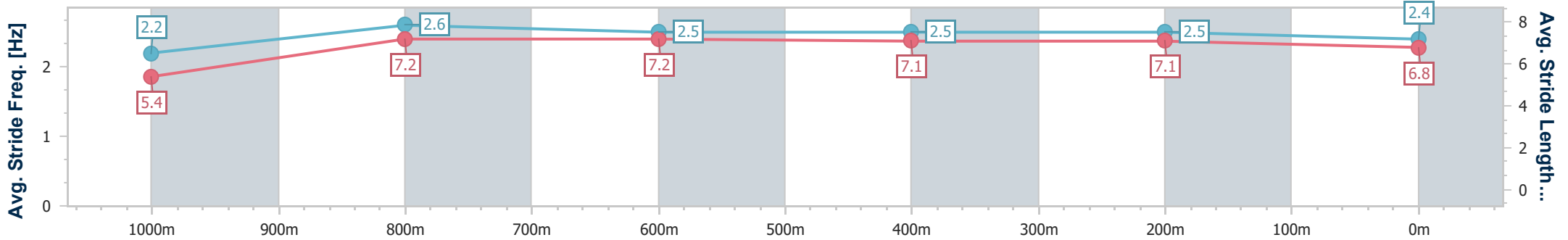
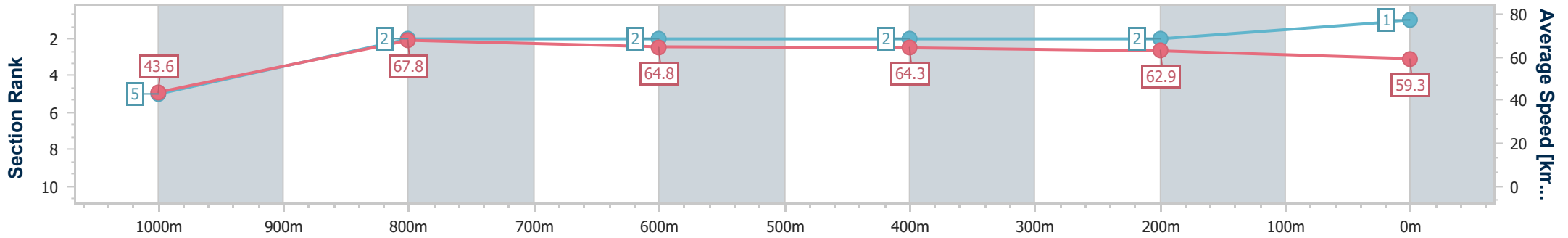
Horse/Jockey Name	Divine Gem
Final Rank	1
Fastest Section Time (Section)	0:08.31 (Overall)
Top Speed [km/h] (Section)	69.5 (1000m)
Race State	Finished



Sunshine Coast Poly Track QLD Professional
 Race 2: PRIMO EGGING FOR EDGAR Maiden Plate - 1100m
 11 August 2024 - 13:29
 Track Rating: Synthetic, Weather: Overcast, Rail Position: True



Section	Overall	1000m	800m	600m	400m	200m
Section Times	1:05.24 [1] (0:08.31)	0:56.93 [5] (0:10.63)	0:46.30 [2] (0:11.36)	0:34.94 [2] (0:11.41)	0:23.53 [2] (0:11.40)	0:12.13 [2] (0:12.13)
Average Speed [km/h]	43.6	67.8	64.8	64.3	62.9	59.3
Top Speed [km/h]	66.1	69.5	66.9	64.9	63.9	62.3
Avg. Dist. to Rail [m]	8.6	5.4	3.2	2.3	2.6	0.9
Avg. Stride Freq. [Hz]	2.2	2.6	2.5	2.5	2.5	2.4
Avg. Stride Length [m]	5.4	7.2	7.2	7.1	7.1	6.8



- [] Ranking at each section and finish
- .-.- No data available at this section
- NA No data available



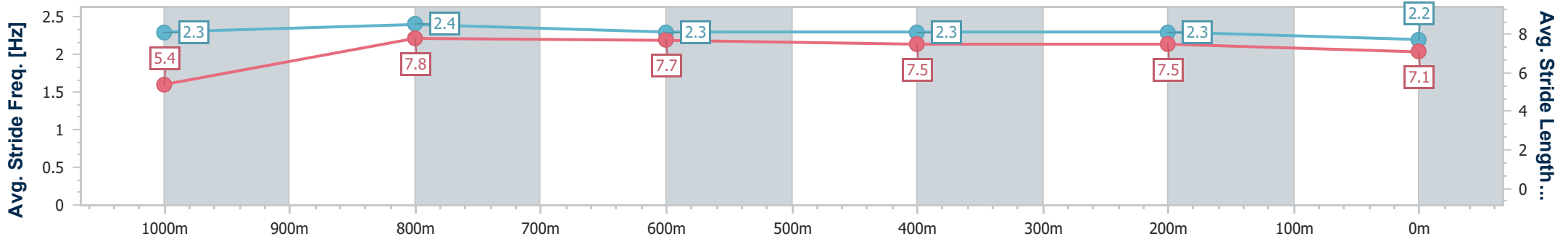
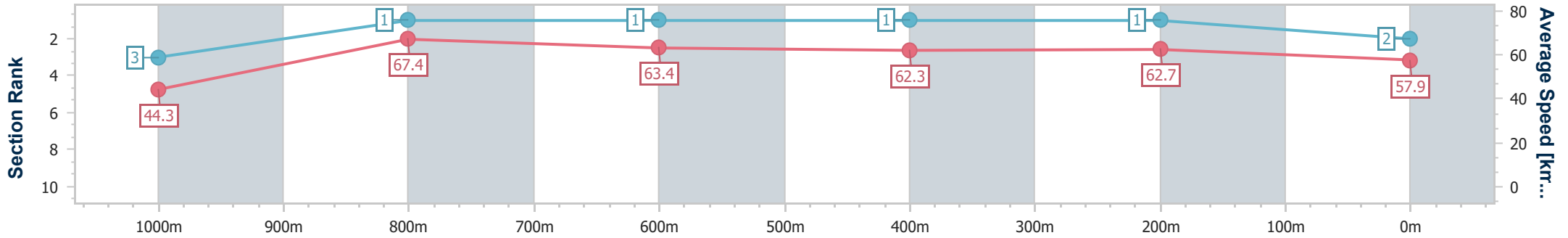
Horse/Jockey Name	Herecomesantorini
Final Rank	2
Fastest Section Time (Section)	0:08.16 (Overall)
Top Speed [km/h] (Section)	68.7 (1000m)
Race State	Finished



Sunshine Coast Poly Track QLD Professional
 Race 2: PRIMO EGGING FOR EDGAR Maiden Plate - 1100m
 11 August 2024 - 13:29
 Track Rating: Synthetic, Weather: Overcast, Rail Position: True



Section	Overall	1000m	800m	600m	400m	200m
Section Times	1:05.41 [2] (0:08.16)	0:57.25 [3] (0:10.68)	0:46.57 [1] (0:11.29)	0:35.28 [1] (0:11.40)	0:23.88 [1] (0:11.52)	0:12.36 [1] (0:12.36)
Average Speed [km/h]	44.3	67.4	63.4	62.3	62.7	57.9
Top Speed [km/h]	65.6	68.7	66.1	63.2	63.9	60.9
Avg. Dist. to Rail [m]	2.6	0.9	1.2	1.6	0.5	0.9
Avg. Stride Freq. [Hz]	2.3	2.4	2.3	2.3	2.3	2.2
Avg. Stride Length [m]	5.4	7.8	7.7	7.5	7.5	7.1



- [] Ranking at each section and finish
- .-.- No data available at this section
- NA No data available



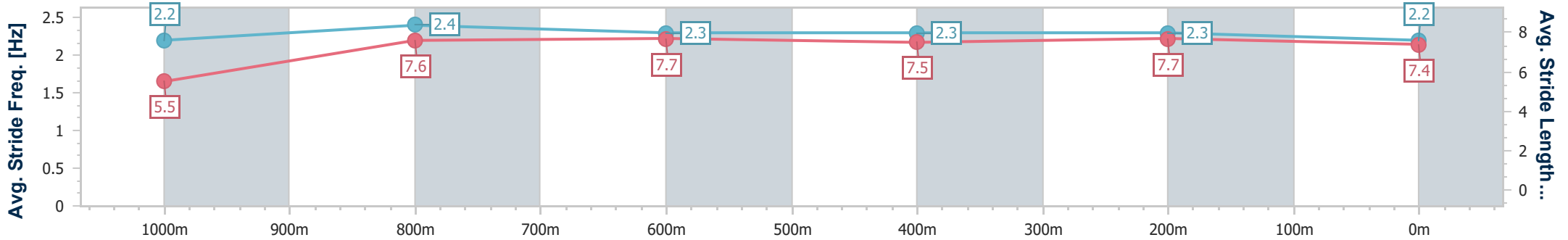
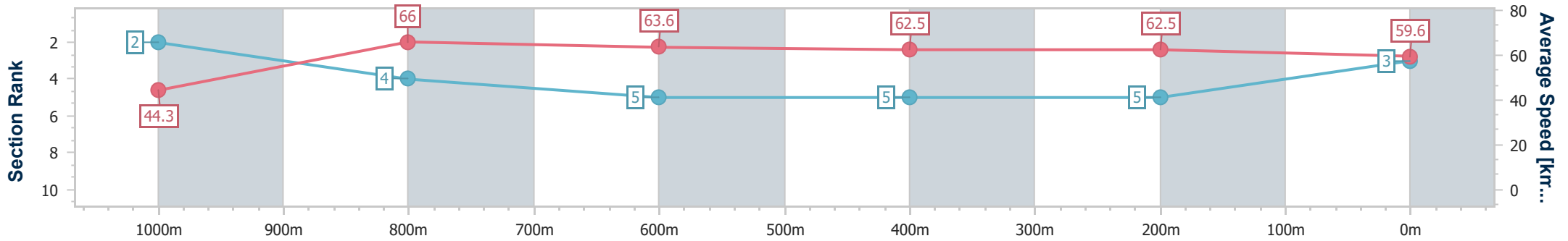
Horse/Jockey Name	Chiaro Di Luna
Final Rank	3
Fastest Section Time (Section)	0:08.15 (Overall)
Top Speed [km/h] (Section)	67.2 (1000m)
Race State	Finished



Sunshine Coast Poly Track QLD Professional
 Race 2: PRIMO EGGING FOR EDGAR Maiden Plate - 1100m
 11 August 2024 - 13:29
 Track Rating: Synthetic, Weather: Overcast, Rail Position: True



Section	Overall	1000m	800m	600m	400m	200m
Section Times	1:05.53 [3] (0:08.15)	0:57.38 [2] (0:10.90)	0:46.48 [4] (0:11.39)	0:35.09 [5] (0:11.52)	0:23.57 [5] (0:11.51)	0:12.06 [5] (0:12.06)
Average Speed [km/h]	44.3	66.0	63.6	62.5	62.5	59.6
Top Speed [km/h]	62.3	67.2	65.9	63.1	63.7	61.1
Avg. Dist. to Rail [m]	6.3	3.3	1.0	0.2	1.8	4.0
Avg. Stride Freq. [Hz]	2.2	2.4	2.3	2.3	2.3	2.2
Avg. Stride Length [m]	5.5	7.6	7.7	7.5	7.7	7.4



- [] Ranking at each section and finish
- .-.- No data available at this section
- NA No data available



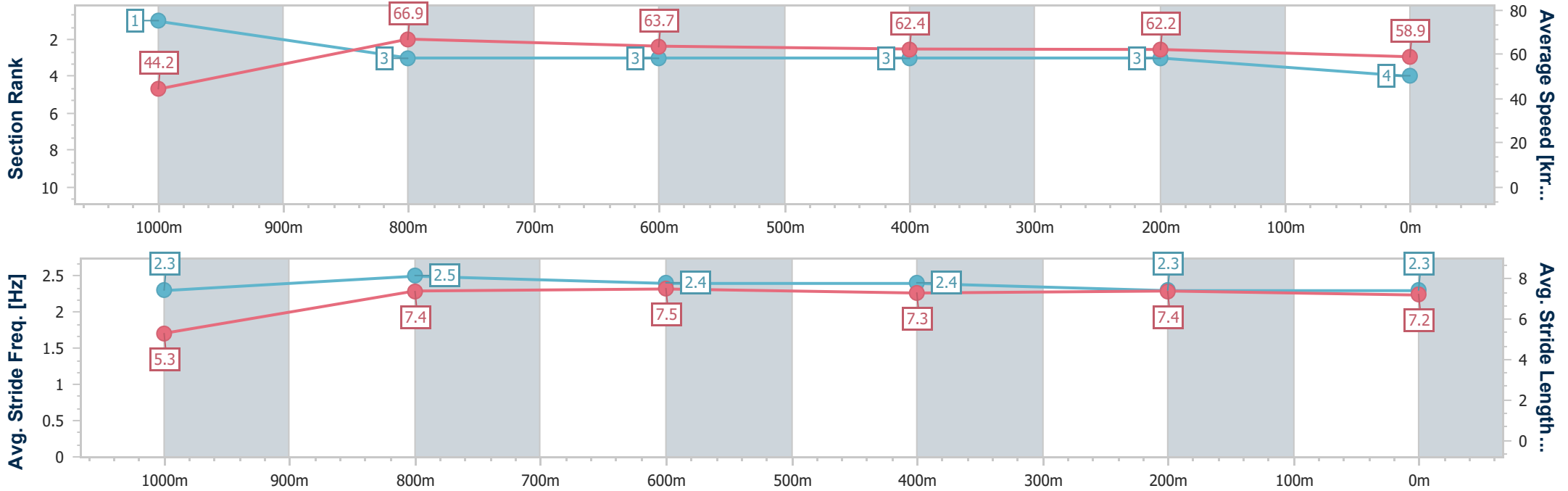
Horse/Jockey Name	Hot Torque Invegas
Final Rank	4
Fastest Section Time (Section)	0:08.14 (Overall)
Top Speed [km/h] (Section)	67.7 (1000m)
Race State	Finished



Sunshine Coast Poly Track QLD Professional
 Race 2: PRIMO EGGING FOR EDGAR Maiden Plate - 1100m
 11 August 2024 - 13:29
 Track Rating: Synthetic, Weather: Overcast, Rail Position: True



Section	Overall	1000m	800m	600m	400m	200m
Section Times	1:05.61 [4] (0:08.14)	0:57.47 [1] (0:10.81)	0:46.66 [3] (0:11.37)	0:35.29 [3] (0:11.53)	0:23.76 [3] (0:11.59)	0:12.17 [3] (0:12.17)
Average Speed [km/h]	44.2	66.9	63.7	62.4	62.2	58.9
Top Speed [km/h]	65.0	67.7	66.9	63.5	63.2	60.7
Avg. Dist. to Rail [m]	4.6	3.3	1.4	0.3	0.5	1.7
Avg. Stride Freq. [Hz]	2.3	2.5	2.4	2.4	2.3	2.3
Avg. Stride Length [m]	5.3	7.4	7.5	7.3	7.4	7.2



- [] Ranking at each section and finish
- .-.- No data available at this section
- NA No data available



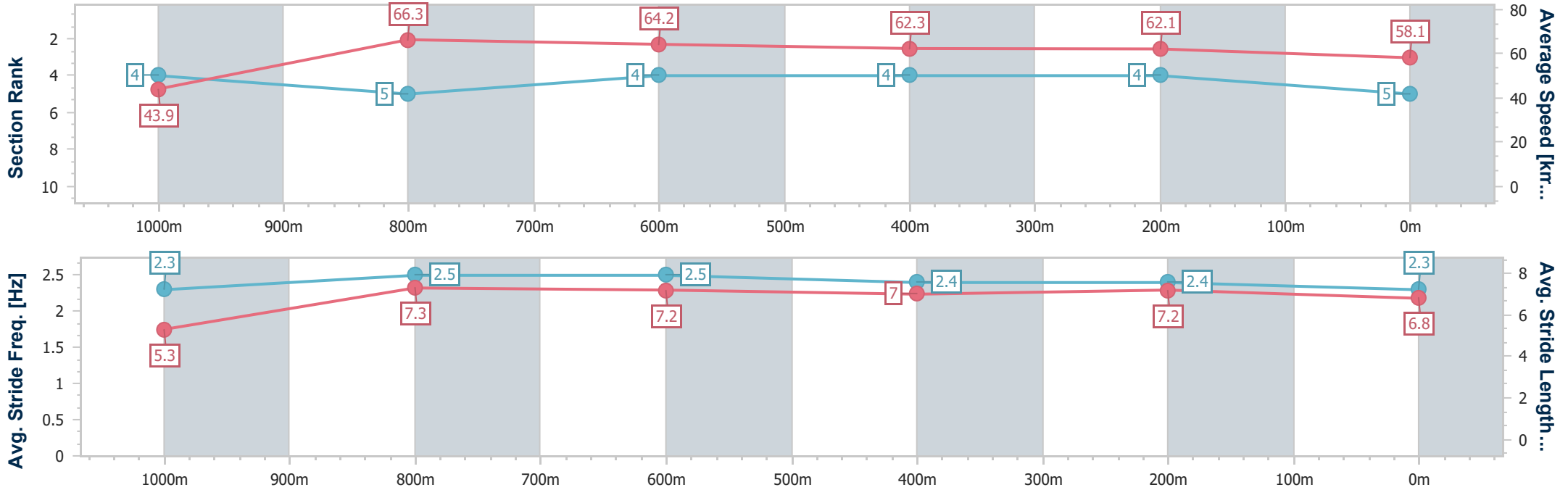
Horse/Jockey Name	Little Iffy
Final Rank	5
Fastest Section Time (Section)	0:08.24 (Overall)
Top Speed [km/h] (Section)	68.1 (1000m)
Race State	Finished



Sunshine Coast Poly Track QLD Professional
 Race 2: PRIMO EGGING FOR EDGAR Maiden Plate - 1100m
 11 August 2024 - 13:29
 Track Rating: Synthetic, Weather: Overcast, Rail Position: True



Section	Overall	1000m	800m	600m	400m	200m
Section Times	1:05.81 [5] (0:08.24)	0:57.57 [4] (0:10.86)	0:46.71 [5] (0:11.32)	0:35.39 [4] (0:11.46)	0:23.93 [4] (0:11.57)	0:12.36 [4] (0:12.36)
Average Speed [km/h]	43.9	66.3	64.2	62.3	62.1	58.1
Top Speed [km/h]	63.2	68.1	67.0	63.9	64.0	60.4
Avg. Dist. to Rail [m]	5.6	3.2	1.1	1.4	0.6	0.1
Avg. Stride Freq. [Hz]	2.3	2.5	2.5	2.4	2.4	2.3
Avg. Stride Length [m]	5.3	7.3	7.2	7.0	7.2	6.8



- [] Ranking at each section and finish
- .-.- No data available at this section
- NA No data available



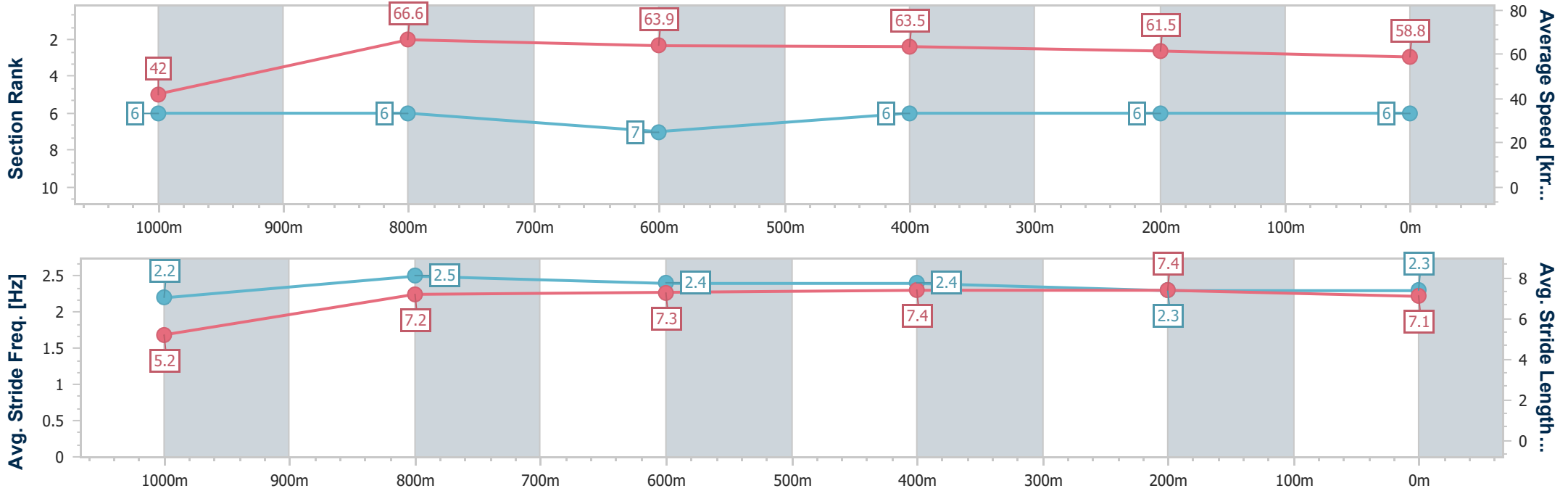
Horse/Jockey Name	Wife Is Right
Final Rank	6
Fastest Section Time (Section)	0:08.59 (Overall)
Top Speed [km/h] (Section)	67.9 (1000m)
Race State	Finished



Sunshine Coast Poly Track QLD Professional
 Race 2: PRIMO EGGING FOR EDGAR Maiden Plate - 1100m
 11 August 2024 - 13:29
 Track Rating: Synthetic, Weather: Overcast, Rail Position: True



Section	Overall	1000m	800m	600m	400m	200m
Section Times	1:06.00 [6] (0:08.59)	0:57.41 [6] (0:10.79)	0:46.62 [6] (0:11.33)	0:35.29 [7] (0:11.37)	0:23.92 [6] (0:11.68)	0:12.24 [6] (0:12.24)
Average Speed [km/h]	42.0	66.6	63.9	63.5	61.5	58.8
Top Speed [km/h]	65.0	67.9	65.8	64.2	62.6	60.5
Avg. Dist. to Rail [m]	6.9	1.7	0.8	0.3	2.2	2.5
Avg. Stride Freq. [Hz]	2.2	2.5	2.4	2.4	2.3	2.3
Avg. Stride Length [m]	5.2	7.2	7.3	7.4	7.4	7.1



- [] Ranking at each section and finish
- .-.- No data available at this section
- NA No data available



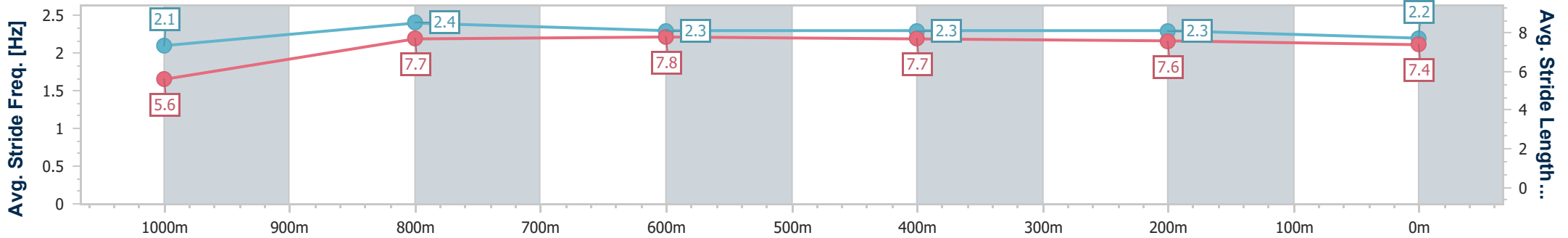
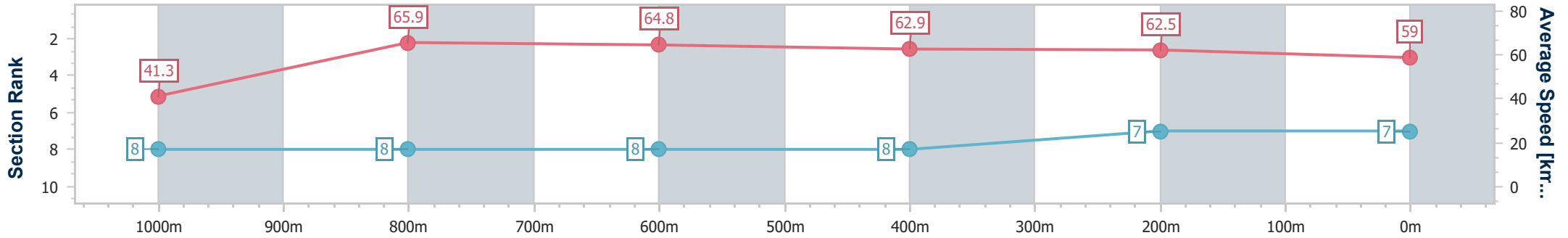
Horse/Jockey Name	Advertise
Final Rank	7
Fastest Section Time (Section)	0:08.68 (Overall)
Top Speed [km/h] (Section)	68.9 (1000m)
Race State	Finished



Sunshine Coast Poly Track QLD Professional
 Race 2: PRIMO EGGING FOR EDGAR Maiden Plate - 1100m
 11 August 2024 - 13:29
 Track Rating: Synthetic, Weather: Overcast, Rail Position: True



Section	Overall	1000m	800m	600m	400m	200m
Section Times	1:06.24 [7] (0:08.68)	0:57.56 [8] (0:10.97)	0:46.59 [8] (0:11.31)	0:35.28 [8] (0:11.57)	0:23.71 [8] (0:11.54)	0:12.17 [7] (0:12.17)
Average Speed [km/h]	41.3	65.9	64.8	62.9	62.5	59.0
Top Speed [km/h]	61.5	68.9	68.9	63.5	63.4	60.9
Avg. Dist. to Rail [m]	10.1	5.5	2.6	1.4	5.1	7.4
Avg. Stride Freq. [Hz]	2.1	2.4	2.3	2.3	2.3	2.2
Avg. Stride Length [m]	5.6	7.7	7.8	7.7	7.6	7.4



- [] Ranking at each section and finish
- .-.- No data available at this section
- NA No data available



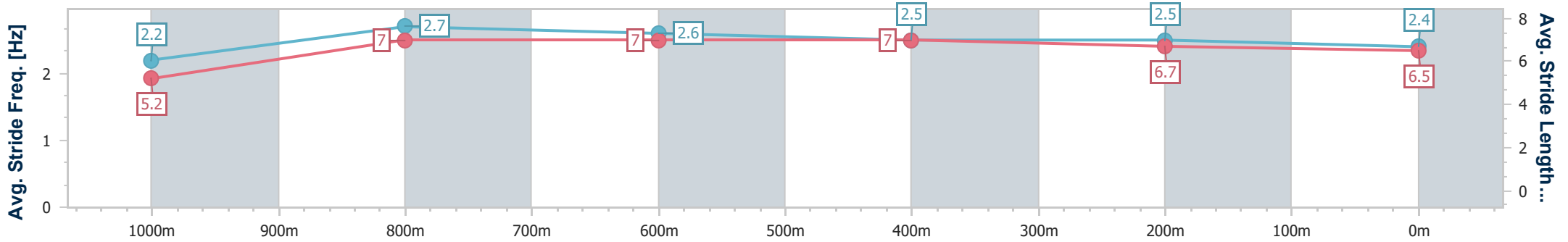
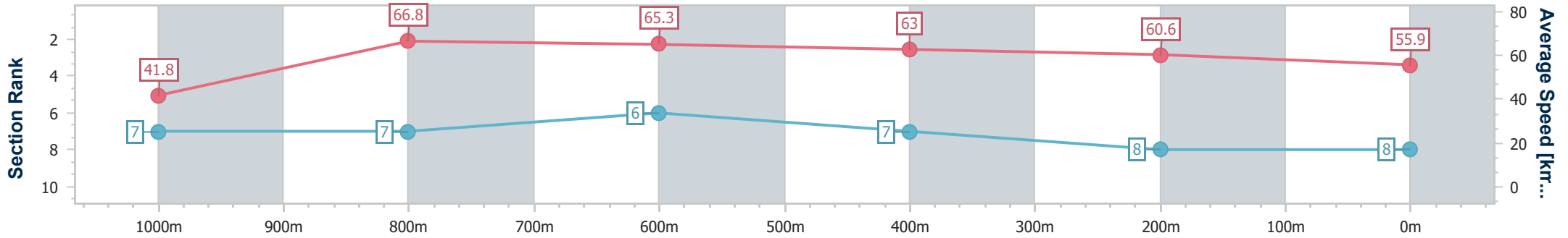
Horse/Jockey Name	Shintaro Lass
Final Rank	8
Fastest Section Time (Section)	0:08.61 (Overall)
Top Speed [km/h] (Section)	68.4 (1000m)
Race State	Finished



Sunshine Coast Poly Track QLD Professional
 Race 2: PRIMO EGGING FOR EDGAR Maiden Plate - 1100m
 11 August 2024 - 13:29
 Track Rating: Synthetic, Weather: Overcast, Rail Position: True



Section	Overall	1000m	800m	600m	400m	200m
Section Times	1:06.99 [8] (0:08.61)	0:58.38 [7] (0:10.83)	0:47.55 [7] (0:11.24)	0:36.31 [6] (0:11.63)	0:24.68 [7] (0:11.87)	0:12.81 [8] (0:12.81)
Average Speed [km/h]	41.8	66.8	65.3	63.0	60.6	55.9
Top Speed [km/h]	61.8	68.4	67.1	63.7	62.1	59.2
Avg. Dist. to Rail [m]	8.5	2.7	3.3	2.4	2.6	3.3
Avg. Stride Freq. [Hz]	2.2	2.7	2.6	2.5	2.5	2.4
Avg. Stride Length [m]	5.2	7.0	7.0	7.0	6.7	6.5



- [] Ranking at each section and finish
- .-.- No data available at this section
- NA No data available



Sunshine Coast Poly Track QLD Professional
Race 3: MIX & MATCH 2024 BENCHMARK 65 Handicap - 1100m
11 August 2024 - 14:08



Track Rating: Synthetic, Weather: Overcast, Rail Position: True

Section		Overall	1000m	800m	600m	400m	200m	Last 600m					
Field Times		1:04.33 (0:08.05)	0:56.28 (0:10.48)	0:45.80 (0:11.22)	0:34.58 (0:11.32)	0:23.26 (0:11.37)	0:11.89 (0:11.89)	0:34.58					
Rank	TAB Horse/Jockey	Barrier	Top Speed [km/h]	Fastest Section							Margin	Distance Travelled [m]	
1	3 BULSARA Shania Willis	1	69.5 1000m	0:08.15 Overall	1:04.33 [1] (0:08.15)	0:56.18 [3] (0:10.65)	0:45.53 [2] (0:11.16)	0:34.37 [2] (0:11.16)	0:23.21 [2] (0:11.33)	0:11.88 [2] (0:11.88)	1:04.33	0:34.37	
2	8 BEACHSIDE BABE Samantha Collett	8	70.7 1000m	0:08.05 Overall	1:04.65 [2] (0:08.05)	0:56.60 [1] (0:10.48)	0:46.12 [1] (0:11.22)	0:34.90 [1] (0:11.32)	0:23.58 [1] (0:11.37)	0:12.21 [1] (0:12.21)	1.8L	0:34.90	+4
3	5 FROSTY BEAR Dale Smith	5	69.5 1000m	0:08.55 Overall	1:04.79 [3] (0:08.55)	0:56.24 [8] (0:10.82)	0:45.42 [7] (0:11.02)	0:34.40 [7] (0:11.24)	0:23.16 [6] (0:11.28)	0:11.88 [4] (0:11.88)	2.6L	0:34.40	+1
4	1 GALAXY GENERAL Cody Collis	9	67.5 1000m	0:08.23 Overall	1:04.85 [4] (0:08.23)	0:56.62 [5] (0:10.91)	0:45.71 [6] (0:11.02)	0:34.69 [5] (0:11.36)	0:23.33 [5] (0:11.31)	0:12.02 [3] (0:12.02)	2.8L	0:34.69	+4
5	4 GALACTIC LEGEND Bailey Wheeler	4	67.4 1000m	0:08.23 Overall	1:05.23 [5] (0:08.23)	0:57.00 [4] (0:10.90)	0:46.10 [5] (0:11.10)	0:35.00 [6] (0:11.43)	0:23.57 [7] (0:11.53)	0:12.04 [7] (0:12.04)	4.8L	0:35.00	+0
6	6 OUR RED PLANET Cejay Graham	3	68.4 1000m	0:08.32 Overall	1:05.41 [6] (0:08.32)	0:57.09 [6] (0:10.76)	0:46.33 [4] (0:11.01)	0:35.32 [4] (0:11.26)	0:24.06 [3] (0:11.57)	0:12.49 [5] (0:12.49)	5.8L	0:35.32	+1
7	7 BELISTIC MAN Nikita Beriman	2	68.7 1000m	0:08.11 Overall	1:05.54 [7] (0:08.11)	0:57.43 [2] (0:10.73)	0:46.70 [3] (0:11.15)	0:35.55 [3] (0:11.43)	0:24.12 [4] (0:11.50)	0:12.62 [6] (0:12.62)	6.3L	0:35.55	+2
8	9 ICY ISEA Landan Sykes	6	67.4 1000m	0:08.40 Overall	1:05.65 [8] (0:08.40)	0:57.25 [7] (0:11.05)	0:46.20 [8] (0:11.07)	0:35.13 [8] (0:11.37)	0:23.76 [8] (0:11.51)	0:12.25 [8] (0:12.25)	6.8L	0:35.13	+3

Scratched: Bauhinia Rock (#2)

[] Ranking at each section and finish
 -:-:- No data available at this section
 NA No data available

SCN Saddle cloth number
 DNF Did not finish
 DNT Did not track



Horse/Jockey Name	Bulsara
Final Rank	1
Fastest Section Time (Section)	0:08.15 (Overall)
Top Speed [km/h] (Section)	69.5 (1000m)
Race State	Finished



Sunshine Coast Poly Track QLD Professional

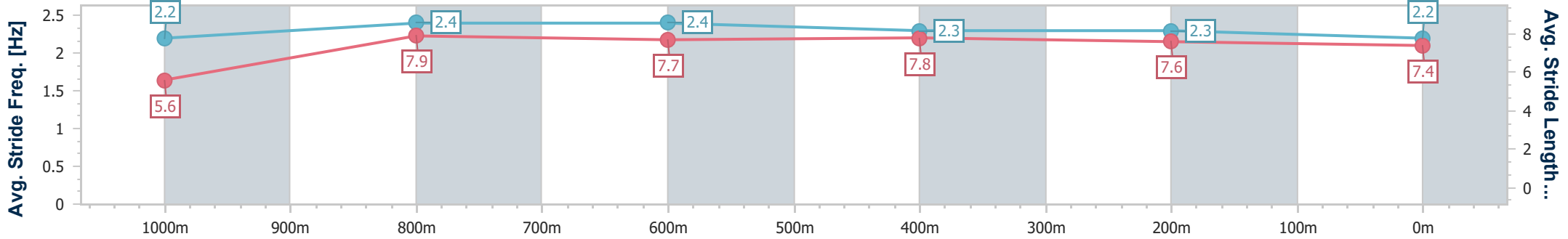
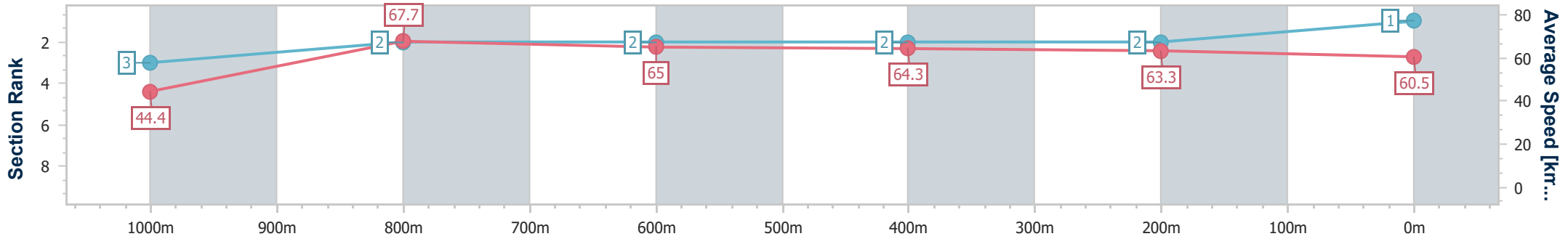
Race 3: MIX & MATCH 2024 BENCHMARK 65 Handicap - 1100m



11 August 2024 - 14:08

Track Rating: Synthetic, Weather: Overcast, Rail Position: True

Section	Overall	1000m	800m	600m	400m	200m
Section Times	1:04.33 [1] (0:08.15)	0:56.18 [3] (0:10.65)	0:45.53 [2] (0:11.16)	0:34.37 [2] (0:11.16)	0:23.21 [2] (0:11.33)	0:11.88 [2] (0:11.88)
Average Speed [km/h]	44.4	67.7	65.0	64.3	63.3	60.5
Top Speed [km/h]	61.7	69.5	67.1	64.8	64.8	63.5
Avg. Dist. to Rail [m]	2.8	2.7	1.2	0.9	0.8	3.0
Avg. Stride Freq. [Hz]	2.2	2.4	2.4	2.3	2.3	2.2
Avg. Stride Length [m]	5.6	7.9	7.7	7.8	7.6	7.4



- [] Ranking at each section and finish
- .-.- No data available at this section
- NA No data available



Horse/Jockey Name	Beachside Babe
Final Rank	2
Fastest Section Time (Section)	0:08.05 (Overall)
Top Speed [km/h] (Section)	70.7 (1000m)
Race State	Finished



Sunshine Coast Poly Track QLD Professional

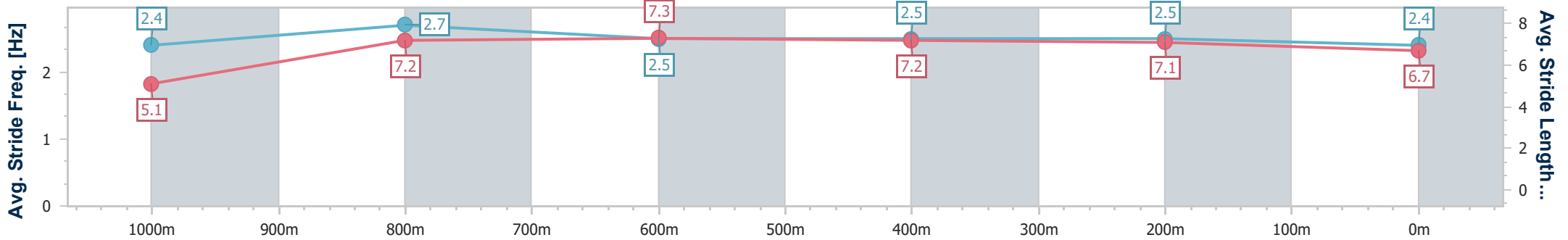
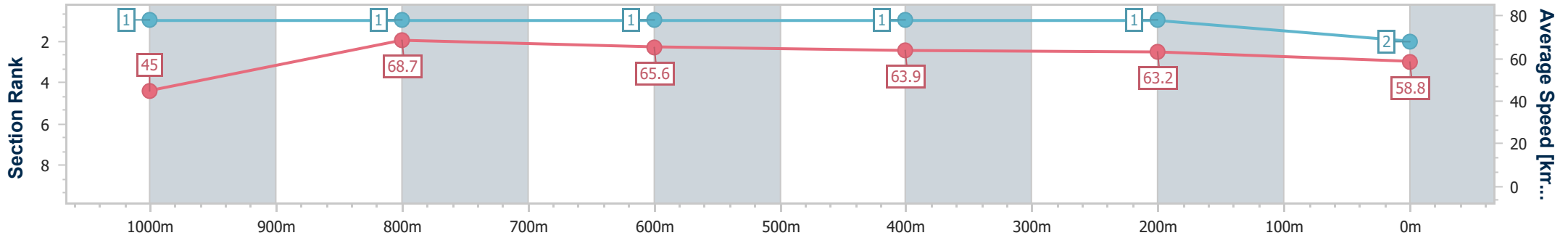
Race 3: MIX & MATCH 2024 BENCHMARK 65 Handicap - 1100m



11 August 2024 - 14:08

Track Rating: Synthetic, Weather: Overcast, Rail Position: True

Section	Overall	1000m	800m	600m	400m	200m
Section Times	1:04.65 [2] (0:08.05)	0:56.60 [1] (0:10.48)	0:46.12 [1] (0:11.22)	0:34.90 [1] (0:11.32)	0:23.58 [1] (0:11.37)	0:12.21 [1] (0:12.21)
Average Speed [km/h]	45.0	68.7	65.6	63.9	63.2	58.8
Top Speed [km/h]	64.3	70.7	69.1	64.7	64.5	62.0
Avg. Dist. to Rail [m]	8.3	5.1	2.8	1.2	0.5	0.4
Avg. Stride Freq. [Hz]	2.4	2.7	2.5	2.5	2.5	2.4
Avg. Stride Length [m]	5.1	7.2	7.3	7.2	7.1	6.7



- [] Ranking at each section and finish
- .-.- No data available at this section
- NA No data available



Horse/Jockey Name	Frosty Bear
Final Rank	3
Fastest Section Time (Section)	0:08.55 (Overall)
Top Speed [km/h] (Section)	69.5 (1000m)
Race State	Finished



Sunshine Coast Poly Track QLD Professional

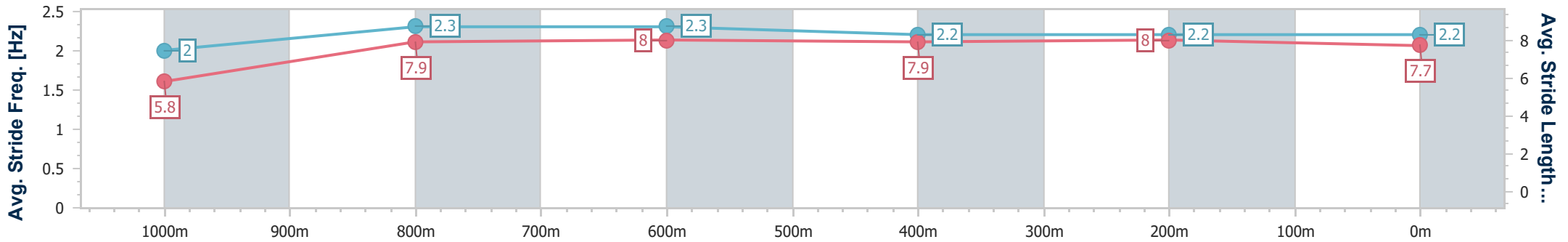
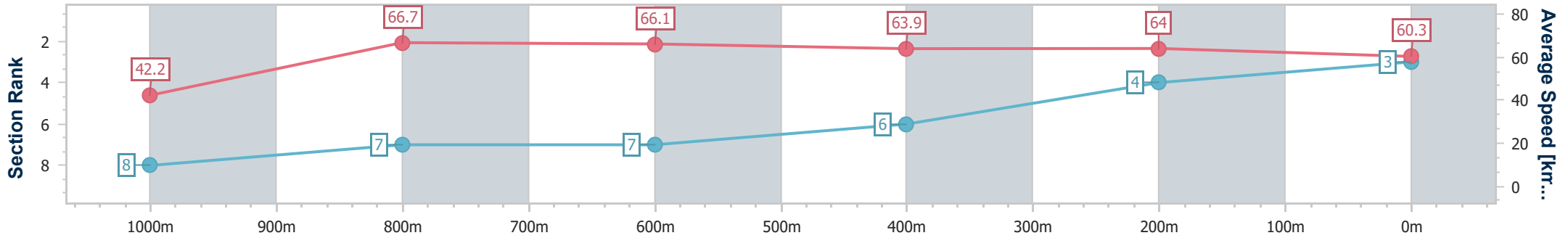
Race 3: MIX & MATCH 2024 BENCHMARK 65 Handicap - 1100m



11 August 2024 - 14:08

Track Rating: Synthetic, Weather: Overcast, Rail Position: True

Section	Overall	1000m	800m	600m	400m	200m
Section Times	1:04.79 [3] (0:08.55)	0:56.24 [8] (0:10.82)	0:45.42 [7] (0:11.02)	0:34.40 [7] (0:11.24)	0:23.16 [6] (0:11.28)	0:11.88 [4]
Average Speed [km/h]	42.2	66.7	66.1	63.9	64.0	60.3
Top Speed [km/h]	63.2	69.5	67.3	65.4	65.0	62.5
Avg. Dist. to Rail [m]	6.6	2.2	1.7	0.4	0.3	1.0
Avg. Stride Freq. [Hz]	2.0	2.3	2.3	2.2	2.2	2.2
Avg. Stride Length [m]	5.8	7.9	8.0	7.9	8.0	7.7



- [] Ranking at each section and finish
- .-.- No data available at this section
- NA No data available



Horse/Jockey Name	Galaxy General
Final Rank	4
Fastest Section Time (Section)	0:08.23 (Overall)
Top Speed [km/h] (Section)	67.5 (1000m)
Race State	Finished



Sunshine Coast Poly Track QLD Professional

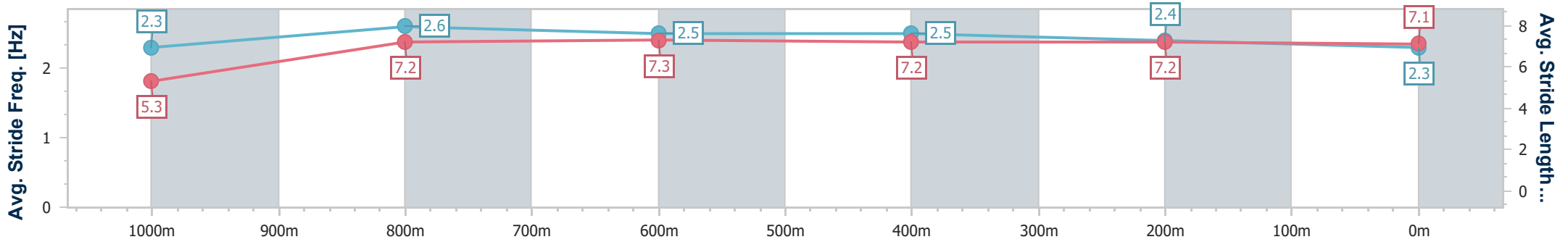
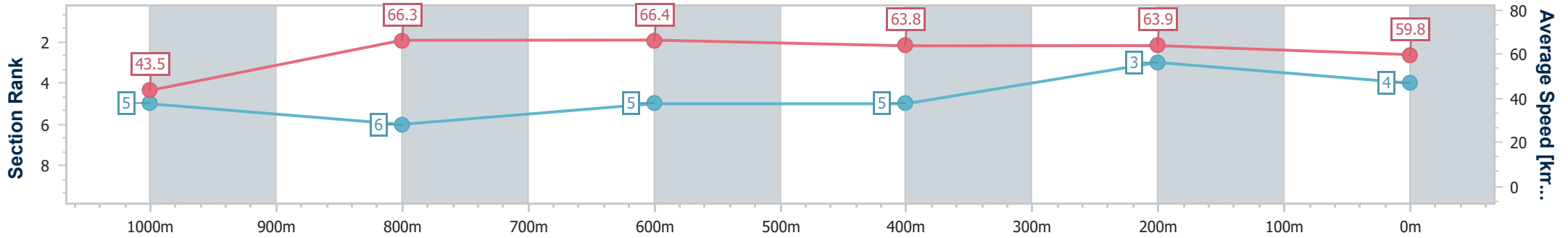
Race 3: MIX & MATCH 2024 BENCHMARK 65 Handicap - 1100m



11 August 2024 - 14:08

Track Rating: Synthetic, Weather: Overcast, Rail Position: True

Section	Overall	1000m	800m	600m	400m	200m
Section Times	1:04.85 [4] (0:08.23)	0:56.62 [5] (0:10.91)	0:45.71 [6] (0:11.02)	0:34.69 [5] (0:11.36)	0:23.33 [5] (0:11.31)	0:12.02 [3] (0:12.02)
Average Speed [km/h]	43.5	66.3	66.4	63.8	63.9	59.8
Top Speed [km/h]	62.2	67.5	67.0	66.1	64.2	62.1
Avg. Dist. to Rail [m]	9.3	4.8	2.3	1.6	3.9	5.3
Avg. Stride Freq. [Hz]	2.3	2.6	2.5	2.5	2.4	2.3
Avg. Stride Length [m]	5.3	7.2	7.3	7.2	7.2	7.1



- [] Ranking at each section and finish
- .-.- No data available at this section
- NA No data available



Horse/Jockey Name	Galactic Legend
Final Rank	5
Fastest Section Time (Section)	0:08.23 (Overall)
Top Speed [km/h] (Section)	67.4 (1000m)
Race State	Finished



Sunshine Coast Poly Track QLD Professional

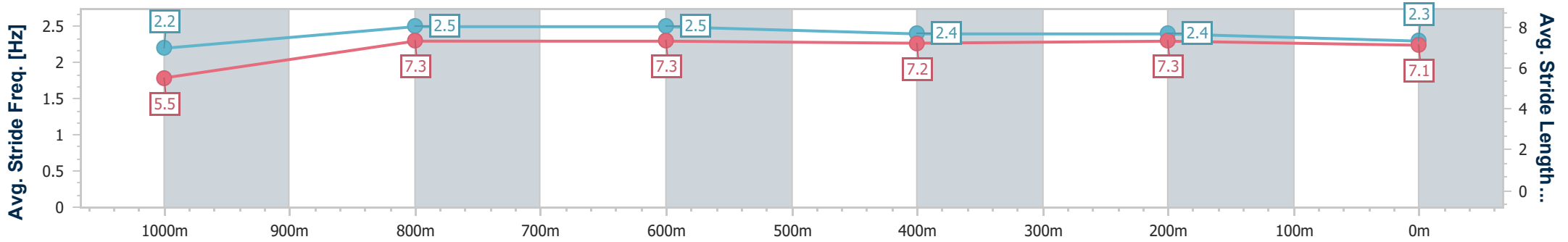
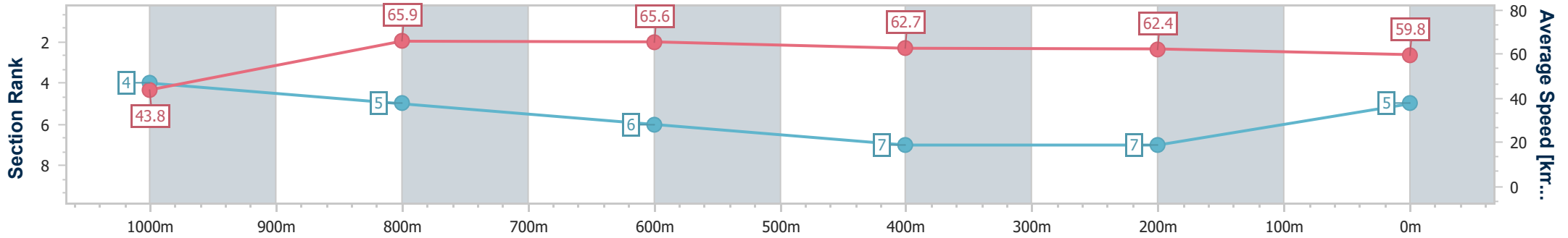
Race 3: MIX & MATCH 2024 BENCHMARK 65 Handicap - 1100m



11 August 2024 - 14:08

Track Rating: Synthetic, Weather: Overcast, Rail Position: True

Section	Overall	1000m	800m	600m	400m	200m
Section Times	1:05.23 [5] (0:08.23)	0:57.00 [4] (0:10.90)	0:46.10 [5] (0:11.10)	0:35.00 [6] (0:11.43)	0:23.57 [7] (0:11.53)	0:12.04 [7] (0:12.04)
Average Speed [km/h]	43.8	65.9	65.6	62.7	62.4	59.8
Top Speed [km/h]	63.2	67.4	66.9	64.5	63.8	61.4
Avg. Dist. to Rail [m]	6.5	3.9	1.5	1.0	2.2	6.0
Avg. Stride Freq. [Hz]	2.2	2.5	2.5	2.4	2.4	2.3
Avg. Stride Length [m]	5.5	7.3	7.3	7.2	7.3	7.1



- [] Ranking at each section and finish
- .-.- No data available at this section
- NA No data available



Horse/Jockey Name	Our Red Planet
Final Rank	6
Fastest Section Time (Section)	0:08.32 (Overall)
Top Speed [km/h] (Section)	68.4 (1000m)
Race State	Finished



Sunshine Coast Poly Track QLD Professional

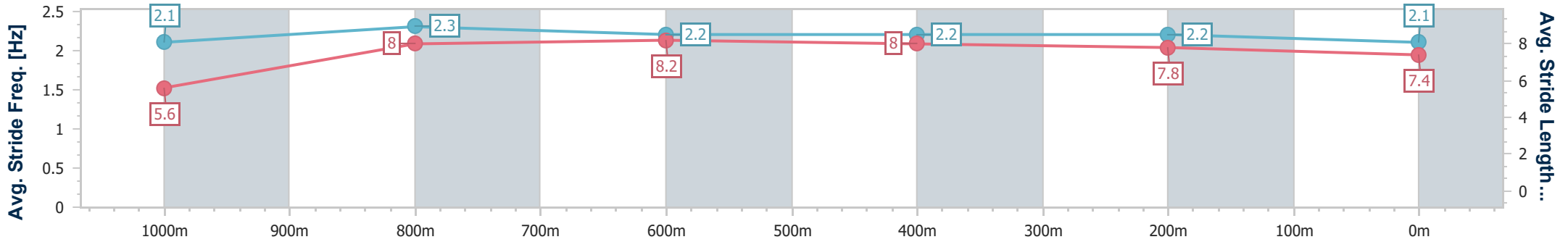
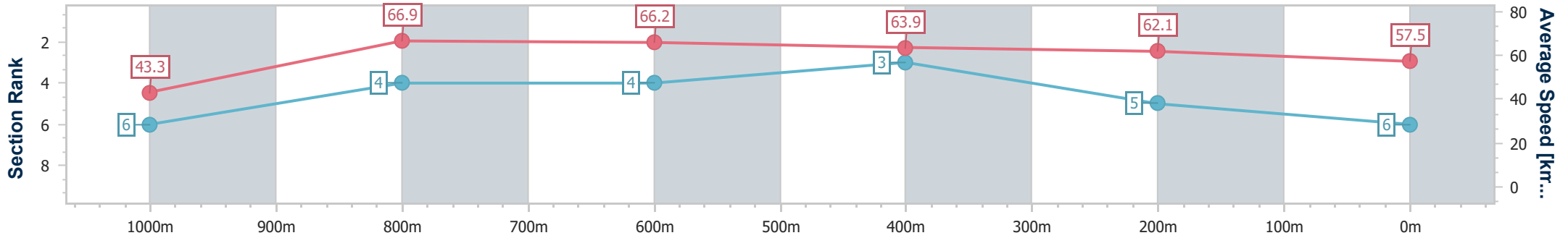
Race 3: MIX & MATCH 2024 BENCHMARK 65 Handicap - 1100m



11 August 2024 - 14:08

Track Rating: Synthetic, Weather: Overcast, Rail Position: True

Section	Overall	1000m	800m	600m	400m	200m
Section Times	1:05.41 [6] (0:08.32)	0:57.09 [6] (0:10.76)	0:46.33 [4] (0:11.01)	0:35.32 [4] (0:11.26)	0:24.06 [3] (0:11.57)	0:12.49 [5] (0:12.49)
Average Speed [km/h]	43.3	66.9	66.2	63.9	62.1	57.5
Top Speed [km/h]	63.2	68.4	68.0	65.0	63.3	60.3
Avg. Dist. to Rail [m]	4.9	2.1	1.2	0.4	1.4	2.6
Avg. Stride Freq. [Hz]	2.1	2.3	2.2	2.2	2.2	2.1
Avg. Stride Length [m]	5.6	8.0	8.2	8.0	7.8	7.4



- [] Ranking at each section and finish
- .-.- No data available at this section
- NA No data available



Horse/Jockey Name	Belistic Man
Final Rank	7
Fastest Section Time (Section)	0:08.11 (Overall)
Top Speed [km/h] (Section)	68.7 (1000m)
Race State	Finished



Sunshine Coast Poly Track QLD Professional

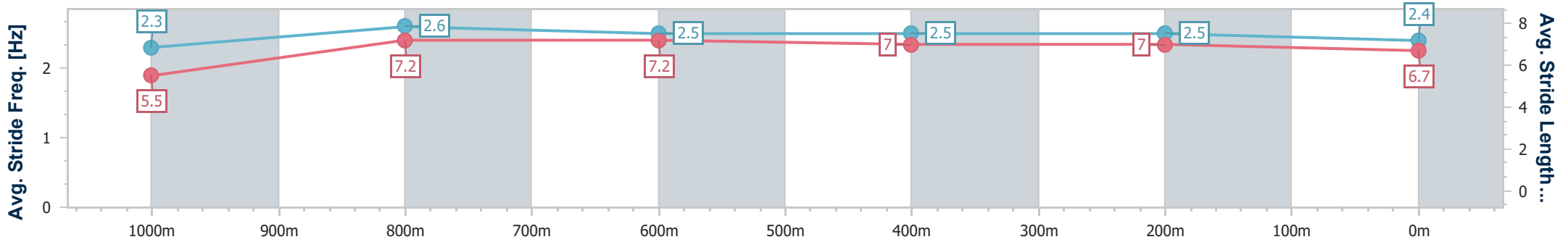
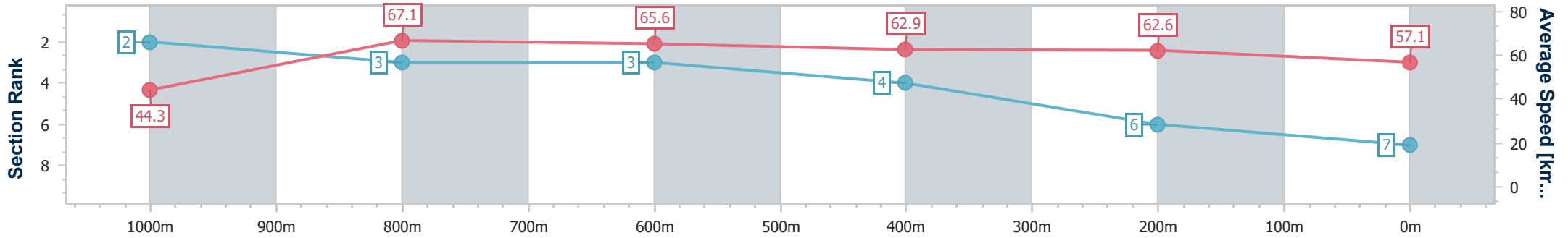
Race 3: MIX & MATCH 2024 BENCHMARK 65 Handicap - 1100m



11 August 2024 - 14:08

Track Rating: Synthetic, Weather: Overcast, Rail Position: True

Section	Overall	1000m	800m	600m	400m	200m
Section Times	1:05.54 [7] (0:08.11)	0:57.43 [2] (0:10.73)	0:46.70 [3] (0:11.15)	0:35.55 [3] (0:11.43)	0:24.12 [4] (0:11.50)	0:12.62 [6] (0:12.62)
Average Speed [km/h]	44.3	67.1	65.6	62.9	62.6	57.1
Top Speed [km/h]	65.0	68.7	68.6	63.9	63.9	60.0
Avg. Dist. to Rail [m]	3.8	3.2	2.2	0.5	1.7	2.5
Avg. Stride Freq. [Hz]	2.3	2.6	2.5	2.5	2.5	2.4
Avg. Stride Length [m]	5.5	7.2	7.2	7.0	7.0	6.7



- [] Ranking at each section and finish
- .-.- No data available at this section
- NA No data available



Horse/Jockey Name	Icy Isea
Final Rank	8
Fastest Section Time (Section)	0:08.40 (Overall)
Top Speed [km/h] (Section)	67.4 (1000m)
Race State	Finished



Sunshine Coast Poly Track QLD Professional

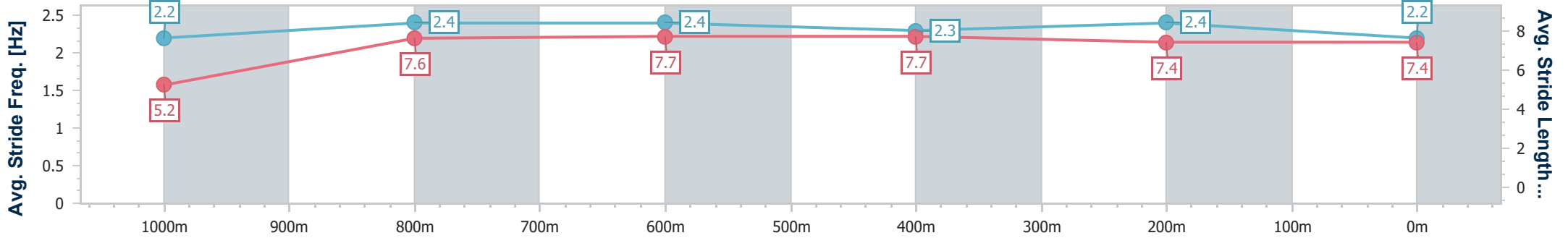
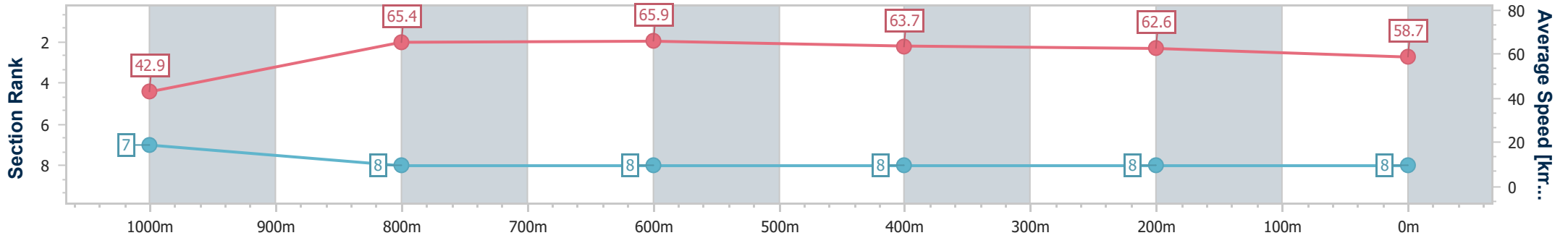
Race 3: MIX & MATCH 2024 BENCHMARK 65 Handicap - 1100m



11 August 2024 - 14:08

Track Rating: Synthetic, Weather: Overcast, Rail Position: True

Section	Overall	1000m	800m	600m	400m	200m
Section Times	1:05.65 [8] (0:08.40)	0:57.25 [7] (0:11.05)	0:46.20 [8] (0:11.07)	0:35.13 [8] (0:11.37)	0:23.76 [8] (0:11.51)	0:12.25 [8] (0:12.25)
Average Speed [km/h]	42.9	65.4	65.9	63.7	62.6	58.7
Top Speed [km/h]	62.3	67.4	67.1	65.4	63.7	61.1
Avg. Dist. to Rail [m]	7.3	4.0	2.3	0.9	4.6	6.2
Avg. Stride Freq. [Hz]	2.2	2.4	2.4	2.3	2.4	2.2
Avg. Stride Length [m]	5.2	7.6	7.7	7.7	7.4	7.4



- [] Ranking at each section and finish
- .-.-.- No data available at this section
- NA No data available



Sunshine Coast Poly Track QLD Professional
Race 4: PFD FRESH SEAFOOD BENCHMARK 60 Handicap - 1400m
11 August 2024 - 14:48



Track Rating: Synthetic, Weather: Overcast, Rail Position: True

Section		Overall	1200m	1000m	800m	600m	400m	Last 600m				
Field Times		1:24.86 (0:14.00)	1:10.86 (0:11.61)	0:59.25 (0:11.73)	0:47.52 (0:12.24)	0:35.28 (0:11.91)	0:23.37 (0:11.46)	0:35.28				
Rank	TAB Horse/Jockey	Barrier	Top Speed [km/h]	Fastest Section	Distance Travelled [m]							
1	6 WHAT A WEEKEND Bailey Wheeler	5	64.4 400m	0:11.44 400m	1:24.86 [1] (0:14.15)	1:10.71 [2] (0:11.53)	0:59.18 [2] (0:11.77)	0:47.41 [2] (0:12.25)	0:35.16 [2] (0:11.94)	0:23.22 [2] (0:11.44)	0:35.16	
2	5 HE'S ESSENTIAL Nikita Beriman	4	64.1 400m	0:11.46 400m	1:24.93 [2] (0:14.00)	1:10.93 [1] (0:11.61)	0:59.32 [1] (0:11.73)	0:47.59 [1] (0:12.24)	0:35.35 [1] (0:11.91)	0:23.44 [1] (0:11.46)	0:35.35 -4	
3	2 SCRIPT WRITER Kyle Wilson-Taylor	6	65.0 400m	0:11.29 400m	1:25.12 [3] (0:14.46)	1:10.66 [5] (0:11.61)	0:59.05 [5] (0:12.02)	0:47.03 [6] (0:12.04)	0:34.99 [6] (0:11.81)	0:23.18 [5] (0:11.29)	0:34.99 +1	
4	1 BANDIT Corey Sutherland	1	63.7 400m	0:11.45 400m	1:25.20 [4] (0:14.25)	1:10.95 [4] (0:11.76)	0:59.19 [4] (0:11.89)	0:47.30 [4] (0:12.06)	0:35.24 [4] (0:11.83)	0:23.41 [4] (0:11.45)	0:35.24 -4	
5	7 WICKED'N' LOVIN'IT Samantha Collett	3	64.7 1200m	0:11.60 1200m	1:25.52 [5] (0:14.20)	1:11.32 [3] (0:11.60)	0:59.72 [3] (0:11.86)	0:47.86 [3] (0:12.24)	0:35.62 [3] (0:11.83)	0:23.79 [3] (0:11.62)	0:35.62 +3	
6	4 PAIENBARA Justin Huxtable	7	64.3 1200m	0:11.60 1200m	1:26.06 [6] (0:14.49)	1:11.57 [6] (0:11.60)	0:59.97 [6] (0:11.94)	0:48.03 [5] (0:12.08)	0:35.95 [5] (0:11.94)	0:24.01 [6] (0:11.60)	0:35.95 +5	

Scratched: Redente Choice (#8), Deal An Ace (#9), Loose Unit (#3)

[] Ranking at each section and finish
 -:-:- No data available at this section
 NA No data available

SCN Saddle cloth number
 DNF Did not finish
 DNT Did not track



Sunshine Coast Poly Track QLD Professional
Race 4: PFD FRESH SEAFOOD BENCHMARK 60 Handicap - 1400m
 11 August 2024 - 14:48



Track Rating: Synthetic, Weather: Overcast, Rail Position: True

Section				200m				Last 600m	
Field Times				0:11.91 (0:11.91)				0:35.28	
Rank	TAB	Horse/Jockey	Barrier	Top Speed [km/h]	Fastest Section	Margin			Distance Travelled [m]
1	6	WHAT A WEEKEND Bailey Wheeler	5	64.4 400m	0:11.44 400m	0:11.78 [2] (0:11.78)	1:24.86		0:35.16
2	5	HE'S ESSENTIAL Nikita Beriman	4	64.1 400m	0:11.46 400m	0:11.98 [1] (0:11.98)	0.3L		0:35.35 -4
3	2	SCRIPT WRITER Kyle Wilson-Taylor	6	65.0 400m	0:11.29 400m	0:11.89 [3] (0:11.89)	1.3L		0:34.99 +1
4	1	BANDIT Corey Sutherland	1	63.7 400m	0:11.45 400m	0:11.96 [4] (0:11.96)	1.6L		0:35.24 -4
5	7	WICKED'N' LOVIN'IT Samantha Collett	3	64.7 1200m	0:11.60 1200m	0:12.17 [5] (0:12.17)	3.4L		0:35.62 +3
6	4	PAIENBARA Justin Huxtable	7	64.3 1200m	0:11.60 1200m	0:12.41 [6] (0:12.41)	6.4L		0:35.95 +5

Scratched: Redente Choice (#8), Deal An Ace (#9), Loose Unit (#3)

[] Ranking at each section and finish
 -:-:- No data available at this section
 NA No data available

SCN Saddle cloth number
 DNF Did not finish
 DNT Did not track



Horse/Jockey Name	What A Weekend
Final Rank	1
Fastest Section Time (Section)	0:11.44 (400m)
Top Speed [km/h] (Section)	64.4 (400m)
Race State	Finished



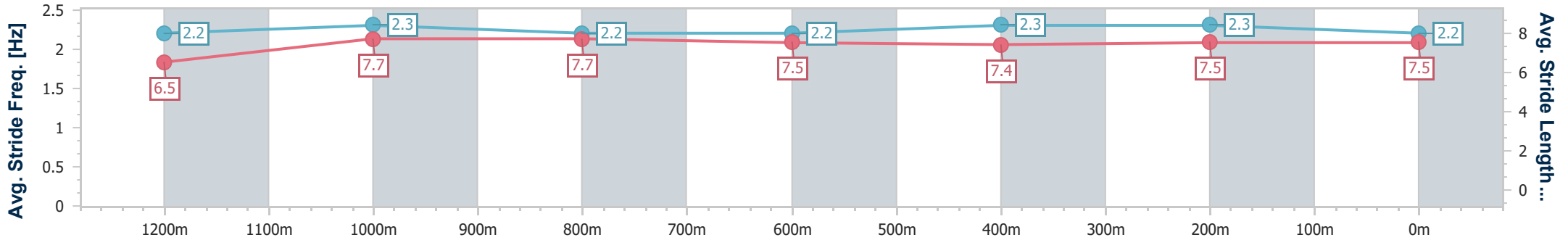
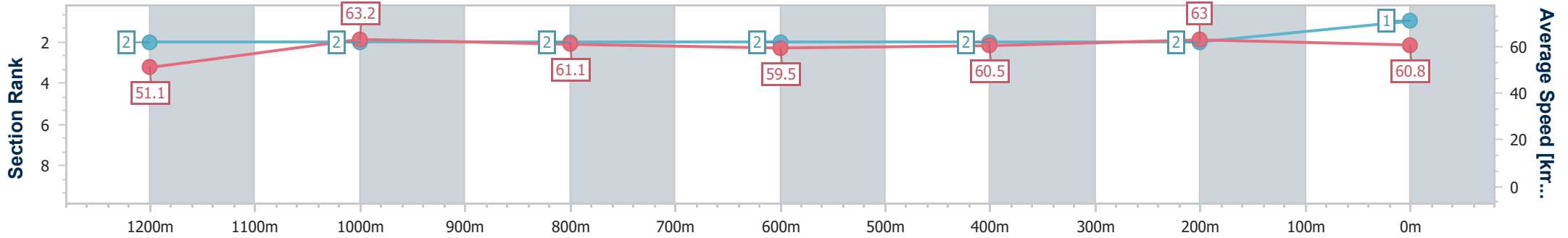
Sunshine Coast Poly Track QLD Professional
Race 4: PFD FRESH SEAFOOD BENCHMARK 60 Handicap - 1400m



11 August 2024 - 14:48

Track Rating: Synthetic, Weather: Overcast, Rail Position: True

Section	Overall	1200m	1000m	800m	600m	400m	200m							
Section Times	1:24.86 [1] (0:14.15)	1:10.71 [2] (0:11.53)	0:59.18 [2] (0:11.77)	0:47.41 [2] (0:12.25)	0:35.16 [2] (0:11.94)	0:23.22 [2] (0:11.44)	0:11.78 [2] (0:11.78)							
Average Speed [km/h]	51.1	63.2	61.1	59.5	60.5	63.0	60.8							
Top Speed [km/h]	64.0	64.1	62.5	60.3	62.5	64.4	62.6							
Avg. Dist. to Rail [m]	4.8	3.5	2.6	1.7	0.4	1.5	3.1							
Avg. Stride Freq. [Hz]	2.2	2.3	2.2	2.2	2.3	2.3	2.2							
Avg. Stride Length [m]	6.5	7.7	7.7	7.5	7.4	7.5	7.5							



- [] Ranking at each section and finish
- .-.-.- No data available at this section
- NA No data available



Horse/Jockey Name	He's Essential
Final Rank	2
Fastest Section Time (Section)	0:11.46 (400m)
Top Speed [km/h] (Section)	64.1 (400m)
Race State	Finished



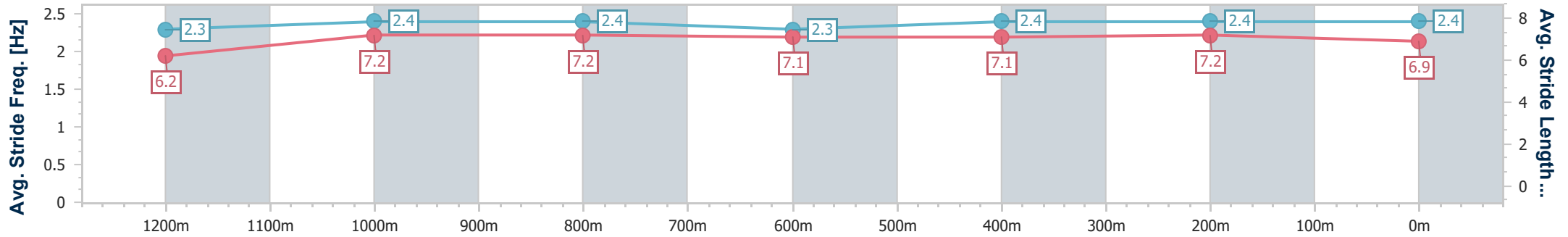
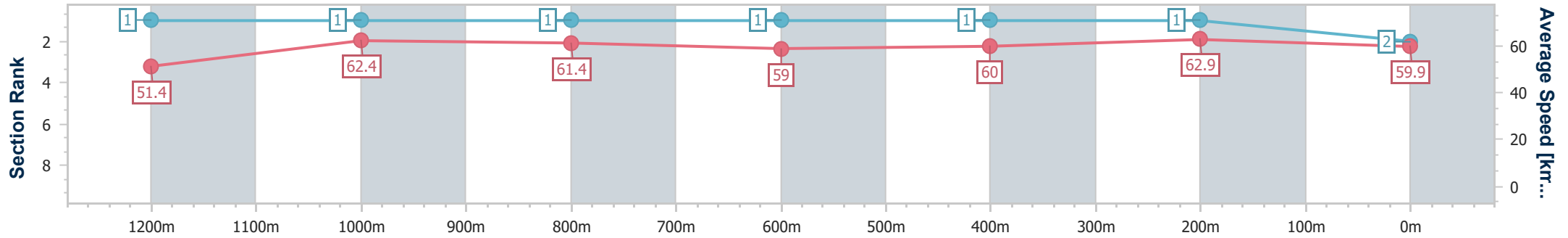
Sunshine Coast Poly Track QLD Professional
Race 4: PFD FRESH SEAFOOD BENCHMARK 60 Handicap - 1400m



11 August 2024 - 14:48

Track Rating: Synthetic, Weather: Overcast, Rail Position: True

Section	Overall	1200m	1000m	800m	600m	400m	200m
Section Times	1:24.93 [2] (0:14.00)	1:10.93 [1] (0:11.61)	0:59.32 [1] (0:11.73)	0:47.59 [1] (0:12.24)	0:35.35 [1] (0:11.91)	0:23.44 [1] (0:11.46)	0:11.98 [1] (0:11.98)
Average Speed [km/h]	51.4	62.4	61.4	59.0	60.0	62.9	59.9
Top Speed [km/h]	62.9	63.2	63.1	59.8	61.8	64.1	61.8
Avg. Dist. to Rail [m]	4.0	1.5	1.1	0.6	0.6	0.3	0.7
Avg. Stride Freq. [Hz]	2.3	2.4	2.4	2.3	2.4	2.4	2.4
Avg. Stride Length [m]	6.2	7.2	7.2	7.1	7.1	7.2	6.9



- [] Ranking at each section and finish
- .-.- No data available at this section
- NA No data available



Horse/Jockey Name	Script Writer
Final Rank	3
Fastest Section Time (Section)	0:11.29 (400m)
Top Speed [km/h] (Section)	65.0 (400m)
Race State	Finished



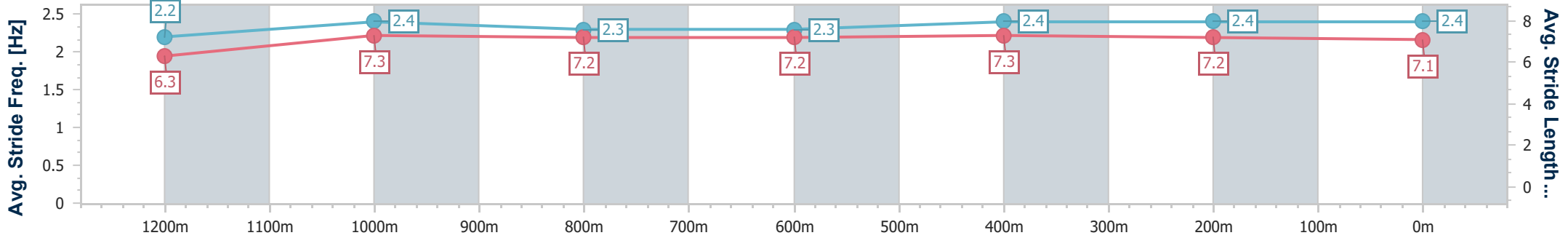
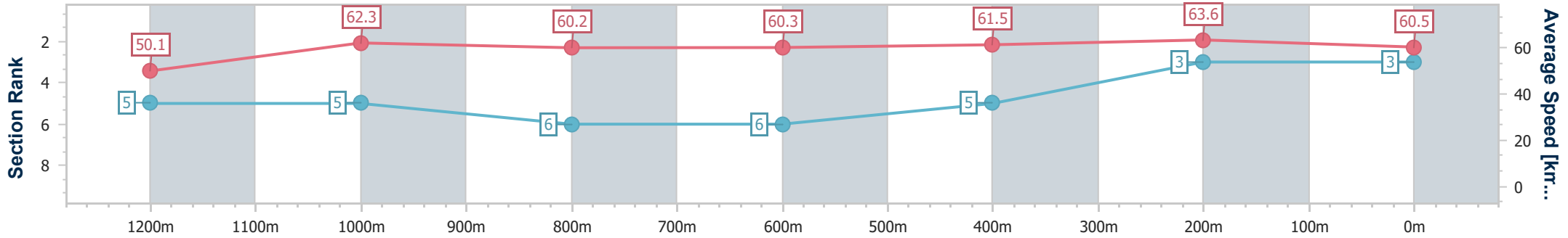
Sunshine Coast Poly Track QLD Professional
Race 4: PFD FRESH SEAFOOD BENCHMARK 60 Handicap - 1400m



11 August 2024 - 14:48

Track Rating: Synthetic, Weather: Overcast, Rail Position: True

Section	Overall	1200m	1000m	800m	600m	400m	200m
Section Times	1:25.12 [3] (0:14.46)	1:10.66 [5] (0:11.61)	0:59.05 [5] (0:12.02)	0:47.03 [6] (0:12.04)	0:34.99 [6] (0:11.81)	0:23.18 [5] (0:11.29)	0:11.89 [3] (0:11.89)
Average Speed [km/h]	50.1	62.3	60.2	60.3	61.5	63.6	60.5
Top Speed [km/h]	62.1	64.6	60.6	61.3	62.5	65.0	64.1
Avg. Dist. to Rail [m]	5.5	2.3	2.0	1.6	0.9	4.0	6.4
Avg. Stride Freq. [Hz]	2.2	2.4	2.3	2.3	2.4	2.4	2.4
Avg. Stride Length [m]	6.3	7.3	7.2	7.2	7.3	7.2	7.1



- [] Ranking at each section and finish
- .-.- No data available at this section
- NA No data available



Horse/Jockey Name	Bandit
Final Rank	4
Fastest Section Time (Section)	0:11.45 (400m)
Top Speed [km/h] (Section)	63.7 (400m)
Race State	Finished



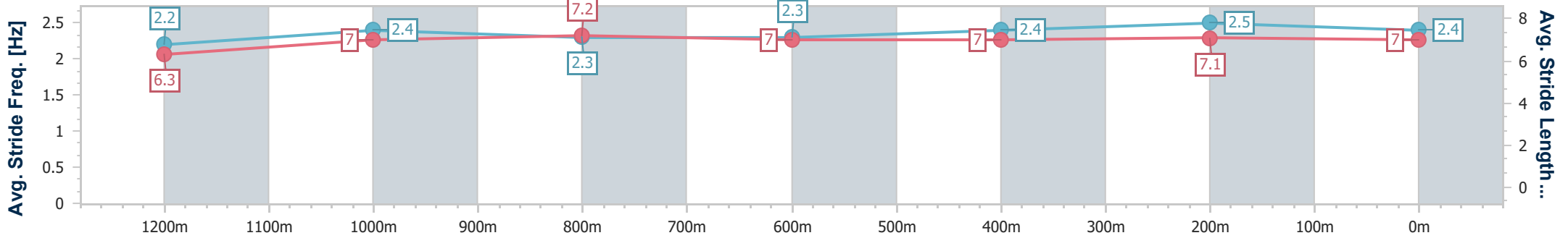
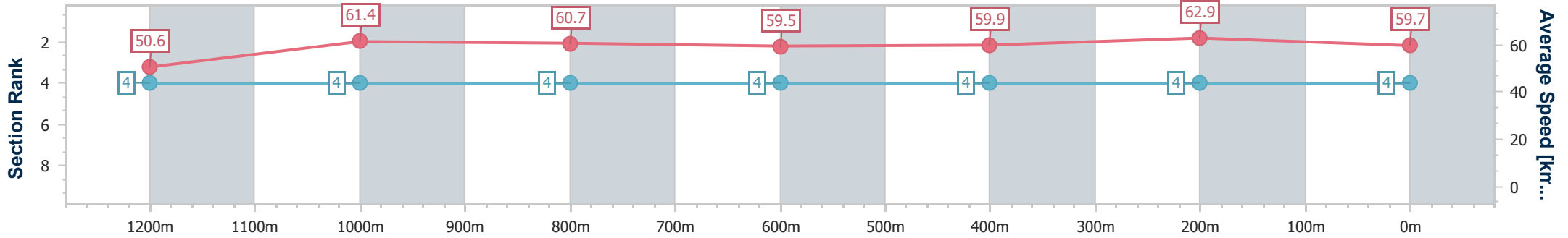
Sunshine Coast Poly Track QLD Professional
Race 4: PFD FRESH SEAFOOD BENCHMARK 60 Handicap - 1400m



11 August 2024 - 14:48

Track Rating: Synthetic, Weather: Overcast, Rail Position: True

Section	Overall	1200m	1000m	800m	600m	400m	200m
Section Times	1:25.20 [4] (0:14.25)	1:10.95 [4] (0:11.76)	0:59.19 [4] (0:11.89)	0:47.30 [4] (0:12.06)	0:35.24 [4] (0:11.83)	0:23.41 [4] (0:11.45)	0:11.96 [4] (0:11.96)
Average Speed [km/h]	50.6	61.4	60.7	59.5	59.9	62.9	59.7
Top Speed [km/h]	61.2	62.2	62.2	60.1	63.1	63.7	62.1
Avg. Dist. to Rail [m]	2.0	0.6	0.6	0.8	2.4	2.0	3.1
Avg. Stride Freq. [Hz]	2.2	2.4	2.3	2.3	2.4	2.5	2.4
Avg. Stride Length [m]	6.3	7.0	7.2	7.0	7.0	7.1	7.0



- [] Ranking at each section and finish
- .-.- No data available at this section
- NA No data available



Horse/Jockey Name	Wicked'n' Lovin'it
Final Rank	5
Fastest Section Time (Section)	0:11.60 (1200m)
Top Speed [km/h] (Section)	64.7 (1200m)
Race State	Finished



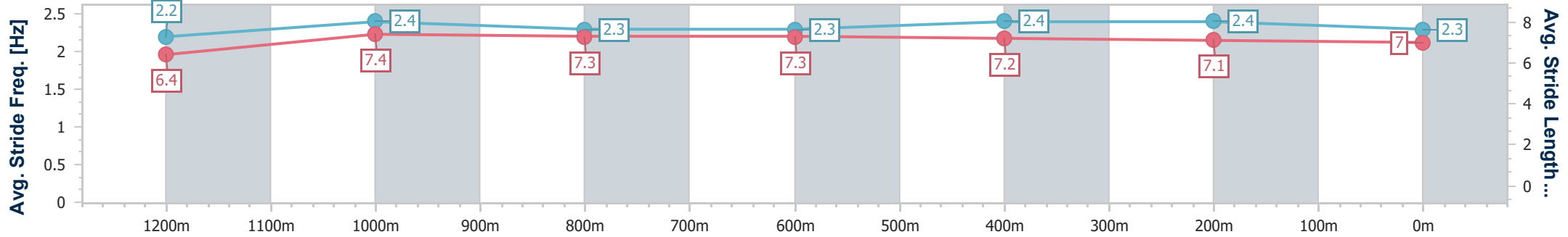
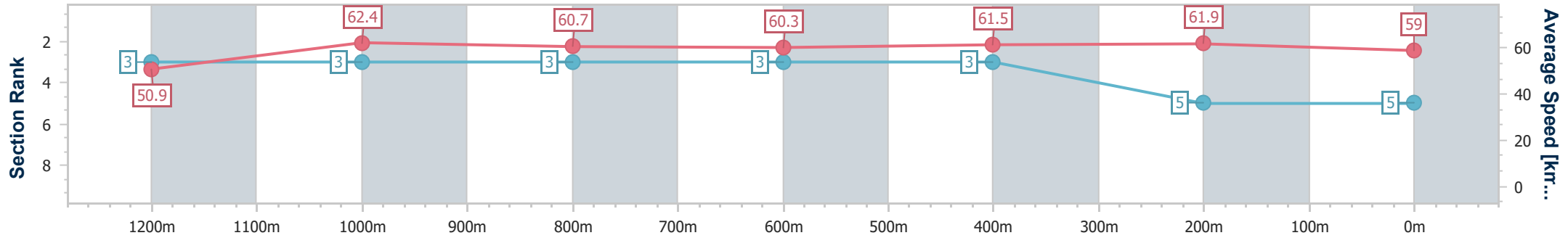
Sunshine Coast Poly Track QLD Professional
Race 4: PFD FRESH SEAFOOD BENCHMARK 60 Handicap - 1400m



11 August 2024 - 14:48

Track Rating: Synthetic, Weather: Overcast, Rail Position: True

Section	Overall	1200m	1000m	800m	600m	400m	200m
Section Times	1:25.52 [5] (0:14.20)	1:11.32 [3] (0:11.60)	0:59.72 [3] (0:11.86)	0:47.86 [3] (0:12.24)	0:35.62 [3] (0:11.83)	0:23.79 [3] (0:11.62)	0:12.17 [5] (0:12.17)
Average Speed [km/h]	50.9	62.4	60.7	60.3	61.5	61.9	59.0
Top Speed [km/h]	61.4	64.7	61.3	61.1	62.6	62.6	61.3
Avg. Dist. to Rail [m]	3.7	2.6	3.2	3.1	1.7	3.6	5.6
Avg. Stride Freq. [Hz]	2.2	2.4	2.3	2.3	2.4	2.4	2.3
Avg. Stride Length [m]	6.4	7.4	7.3	7.3	7.2	7.1	7.0



- [] Ranking at each section and finish
- .-.- No data available at this section
- NA No data available



Horse/Jockey Name	Paienbara
Final Rank	6
Fastest Section Time (Section)	0:11.60 (1200m)
Top Speed [km/h] (Section)	64.3 (1200m)
Race State	Finished



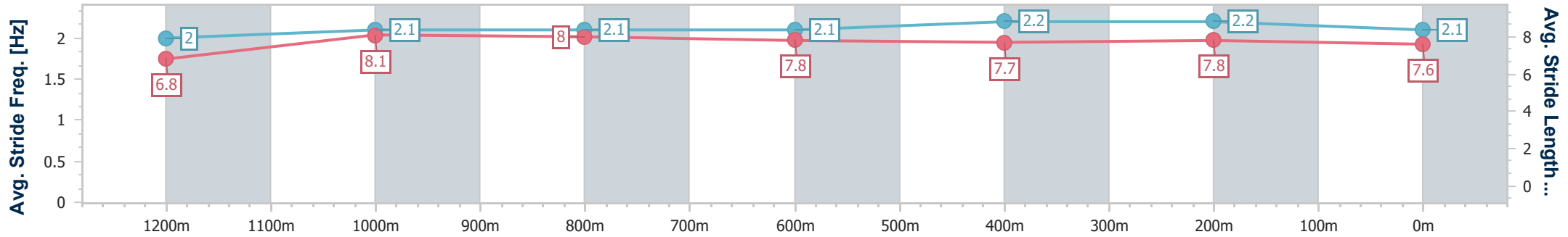
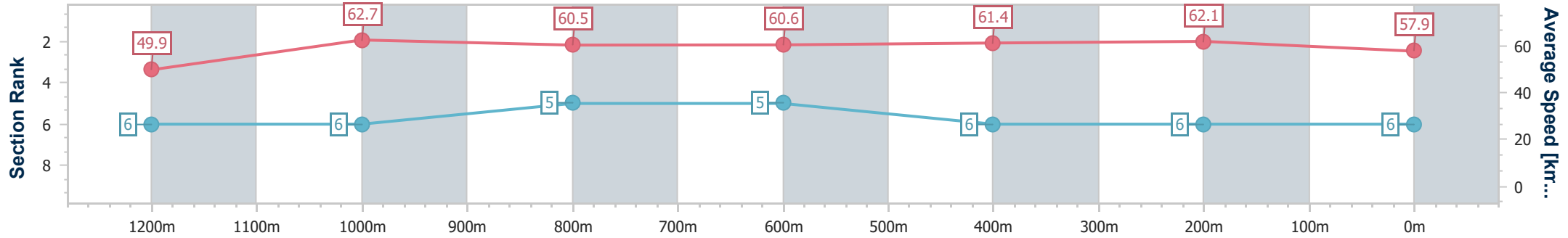
Sunshine Coast Poly Track QLD Professional
Race 4: PFD FRESH SEAFOOD BENCHMARK 60 Handicap - 1400m



11 August 2024 - 14:48

Track Rating: Synthetic, Weather: Overcast, Rail Position: True

Section	Overall	1200m	1000m	800m	600m	400m	200m
Section Times	1:26.06 [6] (0:14.49)	1:11.57 [6] (0:11.60)	0:59.97 [6] (0:11.94)	0:48.03 [5] (0:12.08)	0:35.95 [5] (0:11.94)	0:24.01 [6] (0:11.60)	0:12.41 [6] (0:12.41)
Average Speed [km/h]	49.9	62.7	60.5	60.6	61.4	62.1	57.9
Top Speed [km/h]	63.5	64.3	60.9	61.4	62.9	63.7	60.3
Avg. Dist. to Rail [m]	6.8	3.2	3.0	2.8	2.4	5.3	6.2
Avg. Stride Freq. [Hz]	2.0	2.1	2.1	2.1	2.2	2.2	2.1
Avg. Stride Length [m]	6.8	8.1	8.0	7.8	7.7	7.8	7.6



- [] Ranking at each section and finish
- .-.- No data available at this section
- NA No data available



Sunshine Coast Poly Track QLD Professional

Race 5: STEWARTS PURE Maiden Handicap - 1600m

11 August 2024 - 15:28



Track Rating: Synthetic, Weather: Overcast, Rail Position: True

Section		Overall	1400m	1200m	1000m	800m	600m	400m	Last 600m				
Field Times		1:36.99 (0:13.24)	1:23.75 (0:10.61)	1:13.14 (0:11.55)	1:01.59 (0:11.96)	0:49.63 (0:11.96)	0:37.67 (0:12.09)	0:25.58 (0:12.41)	0:37.67				
Rank	TAB Horse/Jockey	Barrier	Top Speed [km/h]	Fastest Section									Distance Travelled [m]
1	4 IL TORO D'ORO Taylor Marshall	6	68.6 1400m	0:11.03 1400m	1:36.99 [1] (0:13.37)	1:23.62 [4] (0:11.03)	1:12.59 [3] (0:11.37)	1:01.22 [3] (0:11.69)	0:49.53 [2] (0:12.15)	0:37.38 [3] (0:11.98)	0:25.40 [3] (0:12.23)	0:37.38	
2	6 FLY FIFER Nikita Beriman	5	67.8 Overall	0:10.94 1400m	1:37.14 [2] (0:13.29)	1:23.85 [2] (0:10.94)	1:12.91 [2] (0:11.43)	1:01.48 [2] (0:11.84)	0:49.64 [3] (0:11.96)	0:37.68 [2] (0:12.10)	0:25.58 [2] (0:12.36)	0:37.68	-1
3	3 LOYALTY COUNTS Karl Zechner	7	69.8 1400m	0:10.61 1400m	1:37.20 [3] (0:13.24)	1:23.96 [1] (0:10.61)	1:13.35 [1] (0:11.55)	1:01.80 [1] (0:11.96)	0:49.84 [1] (0:11.96)	0:37.88 [1] (0:12.09)	0:25.79 [1] (0:12.53)	0:37.88	-1
4	9 OPTIMUS MAXIMUS Shania Willis	1	67.0 1400m	0:11.07 1400m	1:37.29 [4] (0:13.48)	1:23.81 [6] (0:11.07)	1:12.74 [5] (0:11.54)	1:01.20 [6] (0:11.89)	0:49.31 [6] (0:12.17)	0:37.14 [6] (0:11.98)	0:25.16 [6] (0:12.27)	0:37.14	-9
5	2 MIDNIGHT MADNESS Micheal Hellyer	8	68.6 1400m	0:11.05 1400m	1:37.62 [5] (0:13.52)	1:24.10 [7] (0:11.05)	1:13.05 [6] (0:11.44)	1:01.61 [5] (0:11.75)	0:49.86 [4] (0:11.98)	0:37.88 [4] (0:12.12)	0:25.76 [4] (0:12.50)	0:37.88	+5
6	8 HURRICANE ROSIE Kyle Wilson-Taylor	2	66.3 1400m	0:11.11 1400m	1:37.88 [6] (0:13.30)	1:24.58 [3] (0:11.11)	1:13.47 [4] (0:11.52)	1:01.95 [4] (0:12.02)	0:49.93 [5] (0:11.89)	0:38.04 [5] (0:12.03)	0:26.01 [5] (0:12.63)	0:38.04	-8
7	1 CAPITAL BOSS Cody Collis	11	66.8 Overall	0:11.13 1400m	1:38.14 [7] (0:13.87)	1:24.27 [10] (0:11.13)	1:13.14 [10] (0:11.38)	1:01.76 [9] (0:11.97)	0:49.79 [9] (0:11.94)	0:37.85 [7] (0:12.15)	0:25.70 [7] (0:12.52)	0:37.85	+1
8	11 VISCOUNT SYDNEY Nozi Tomizawa	4	65.9 1400m	0:11.15 1400m	1:38.33 [8] (0:13.81)	1:24.52 [9] (0:11.15)	1:13.37 [9] (0:11.59)	1:01.78 [10] (0:11.92)	0:49.86 [10] (0:12.01)	0:37.85 [10] (0:12.10)	0:25.75 [8] (0:12.48)	0:37.85	-4
9	10 LADY PARVATI Landan Sykes	10	68.1 1200m	0:11.12 1400m	1:38.40 [9] (0:14.50)	1:23.90 [11] (0:11.12)	1:12.78 [11] (0:11.19)	1:01.59 [11] (0:11.76)	0:49.83 [11] (0:12.26)	0:37.57 [11] (0:12.55)	0:25.02 [11] (0:12.24)	0:37.57	+4
10	7 READY TO MINGLE Cejay Graham	3	66.9 1400m	0:11.15 1400m	1:38.93 [10] (0:13.45)	1:25.48 [5] (0:11.15)	1:14.33 [7] (0:11.53)	1:02.80 [7] (0:12.00)	0:50.80 [7] (0:12.20)	0:38.60 [8] (0:12.35)	0:26.25 [9] (0:12.69)	0:38.60	-1

[] Ranking at each section and finish
 -:-:- No data available at this section
 NA No data available

SCN Saddle cloth number
 DNF Did not finish
 DNT Did not track



Sunshine Coast Poly Track QLD Professional

Race 5: STEWARTS PURE Maiden Handicap - 1600m

11 August 2024 - 15:28



Track Rating: Synthetic, Weather: Overcast, Rail Position: True

Section	Overall	1400m	1200m	1000m	800m	600m	400m	Last 600m						
Field Times	1:36.99 (0:13.24)	1:23.75 (0:10.61)	1:13.14 (0:11.55)	1:01.59 (0:11.96)	0:49.63 (0:11.96)	0:37.67 (0:12.09)	0:25.58 (0:12.41)	0:37.67						
Rank	TAB	Horse/Jockey	Barrier	Top Speed [km/h]	Fastest Section				Distance Travelled [m]					
11	5	ORBIT Samantha Collett	9	66.9 1400m	0:11.12 1400m	1:39.77 [11] (0:13.73)	1:26.04 [8] (0:11.12)	1:14.92 [8] (0:11.43)	1:03.49 [8] (0:11.89)	0:51.60 [8] (0:12.30)	0:39.30 [9] (0:12.47)	0:26.83 [10] (0:12.85)	0:39.30	+13

[] Ranking at each section and finish
 -:-:- No data available at this section
 NA No data available

SCN Saddle cloth number
 DNF Did not finish
 DNT Did not track



Sunshine Coast Poly Track QLD Professional

Race 5: STEWARTS PURE Maiden Handicap - 1600m

11 August 2024 - 15:28



Track Rating: Synthetic, Weather: Overcast, Rail Position: True

Section				200m				Last 600m	
Field Times				0:13.17 (0:13.17)				0:37.67	
Rank	TAB	Horse/Jockey	Barrier	Top Speed [km/h]	Fastest Section	Margin			Distance Travelled [m]
1	4	IL TORO D'ORO Taylor Marshall	6	68.6 1400m	0:11.03 1400m	0:13.17 [1] (0:13.17)	1:36.99		0:37.38
2	6	FLY FIFER Nikita Beriman	5	67.8 Overall	0:10.94 1400m	0:13.22 [2] (0:13.22)	0.8L		0:37.68 -1
3	3	LOYALTY COUNTS Karl Zechner	7	69.8 1400m	0:10.61 1400m	0:13.26 [3] (0:13.26)	1L		0:37.88 -1
4	9	OPTIMUS MAXIMUS Shania Willis	1	67.0 1400m	0:11.07 1400m	0:12.89 [5] (0:12.89)	1.4L		0:37.14 -9
5	2	MIDNIGHT MADNESS Micheal Hellyer	8	68.6 1400m	0:11.05 1400m	0:13.26 [4] (0:13.26)	3.2L		0:37.88 +5
6	8	HURRICANE ROSIE Kyle Wilson-Taylor	2	66.3 1400m	0:11.11 1400m	0:13.38 [6] (0:13.38)	4.7L		0:38.04 -8
7	1	CAPITAL BOSS Cody Collis	11	66.8 Overall	0:11.13 1400m	0:13.18 [7] (0:13.18)	6.2L		0:37.85 +1
8	11	VISCOUNT SYDNEY Nozi Tomizawa	4	65.9 1400m	0:11.15 1400m	0:13.27 [8] (0:13.27)	7.2L		0:37.85 -4
9	10	LADY PARVATI Landan Sykes	10	68.1 1200m	0:11.12 1400m	0:12.78 [10] (0:12.78)	7.5L		0:37.57 +4
10	7	READY TO MINGLE Cejay Graham	3	66.9 1400m	0:11.15 1400m	0:13.56 [9] (0:13.56)	10.5L		0:38.60 -1

[] Ranking at each section and finish
 -:-:- No data available at this section
 NA No data available

SCN Saddle cloth number
 DNF Did not finish
 DNT Did not track



Sunshine Coast Poly Track QLD Professional

Race 5: STEWARTS PURE Maiden Handicap - 1600m

11 August 2024 - 15:28



Track Rating: Synthetic, Weather: Overcast, Rail Position: True

Section				200m				Last 600m		
Field Times				0:13.17 (0:13.17)				0:37.67		
Rank	TAB	Horse/Jockey	Barrier	Top Speed [km/h]	Fastest Section	Margin			Distance Travelled [m]	
11	5	ORBIT	9	66.9	0:11.12	0:13.98 [11]	15.3L		0:39.30	+13
		Samantha Collett		1400m	1400m	(0:13.98)				

[] Ranking at each section and finish
 -:-:- No data available at this section
 NA No data available

SCN Saddle cloth number
 DNF Did not finish
 DNT Did not track



Horse/Jockey Name	Il Toro D'oro
Final Rank	1
Fastest Section Time (Section)	0:11.03 (1400m)
Top Speed [km/h] (Section)	68.6 (1400m)
Race State	Finished



Sunshine Coast Poly Track QLD Professional

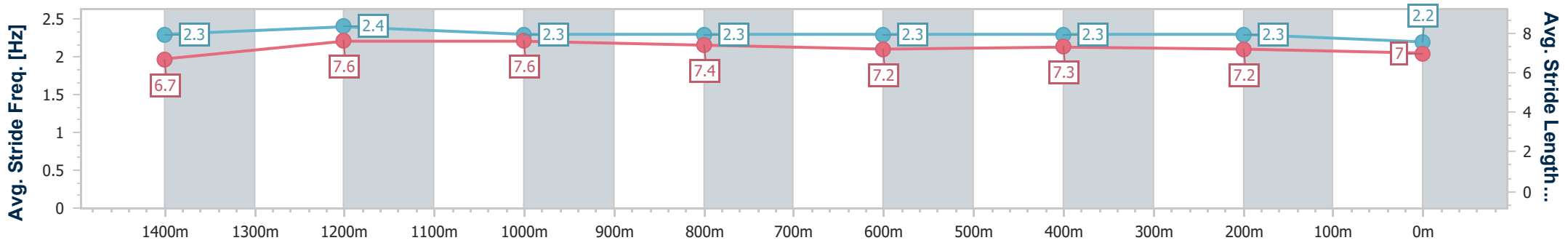
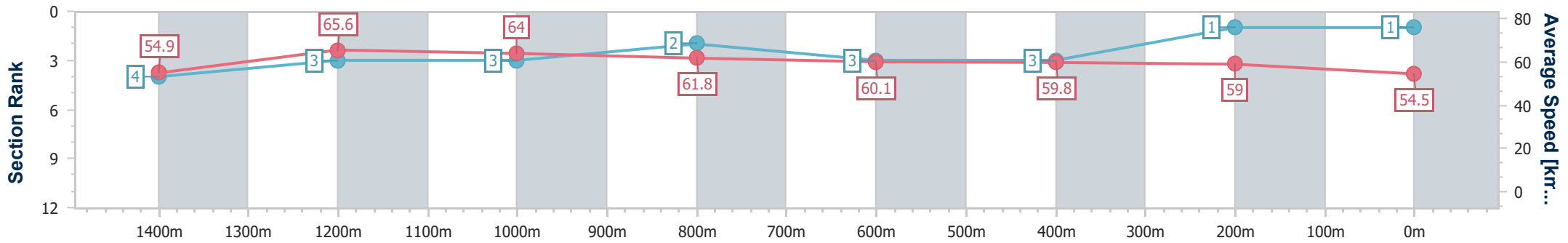
Race 5: STEWARTS PURE Maiden Handicap - 1600m

11 August 2024 - 15:28

Track Rating: Synthetic, Weather: Overcast, Rail Position: True



Section	Overall	1400m	1200m	1000m	800m	600m	400m	200m
Section Times	1:36.99 [1] (0:13.37)	1:23.62 [4] (0:11.03)	1:12.59 [3] (0:11.37)	1:01.22 [3] (0:11.69)	0:49.53 [2] (0:12.15)	0:37.38 [3] (0:11.98)	0:25.40 [3] (0:12.23)	0:13.17 [1] (0:13.17)
Average Speed [km/h]	54.9	65.6	64.0	61.8	60.1	59.8	59.0	54.5
Top Speed [km/h]	67.2	68.6	67.3	62.6	61.4	60.4	60.4	57.3
Avg. Dist. to Rail [m]	6.2	3.3	3.5	3.7	2.3	0.9	1.6	3.2
Avg. Stride Freq. [Hz]	2.3	2.4	2.3	2.3	2.3	2.3	2.3	2.2
Avg. Stride Length [m]	6.7	7.6	7.6	7.4	7.2	7.3	7.2	7.0



- [] Ranking at each section and finish
- .-.-.- No data available at this section
- NA No data available



Horse/Jockey Name	Fly Fifer
Final Rank	2
Fastest Section Time (Section)	0:10.94 (1400m)
Top Speed [km/h] (Section)	67.8 (Overall)
Race State	Finished



Sunshine Coast Poly Track QLD Professional

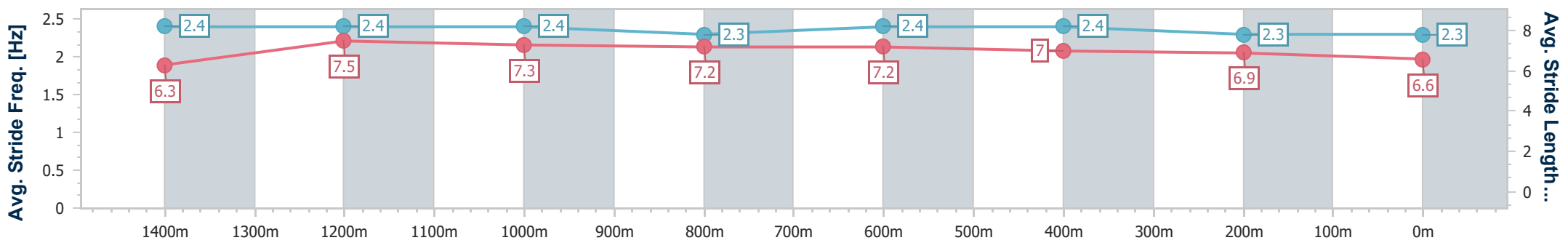
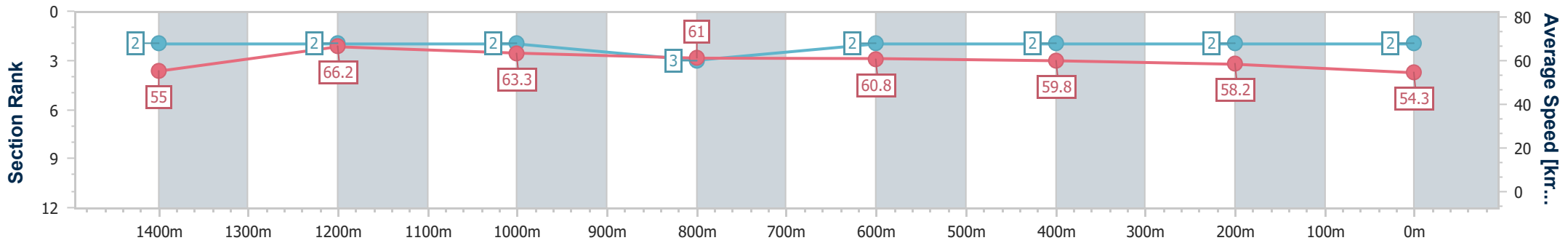
Race 5: STEWARTS PURE Maiden Handicap - 1600m

11 August 2024 - 15:28



Track Rating: Synthetic, Weather: Overcast, Rail Position: True

Section	Overall	1400m	1200m	1000m	800m	600m	400m	200m
Section Times	1:37.14 [2] (0:13.29)	1:23.85 [2] (0:10.94)	1:12.91 [2] (0:11.43)	1:01.48 [2] (0:11.84)	0:49.64 [3] (0:11.96)	0:37.68 [2] (0:12.10)	0:25.58 [2] (0:12.36)	0:13.22 [2] (0:13.22)
Average Speed [km/h]	55.0	66.2	63.3	61.0	60.8	59.8	58.2	54.3
Top Speed [km/h]	67.8	67.5	65.8	61.6	61.4	60.8	60.7	56.5
Avg. Dist. to Rail [m]	6.1	2.2	2.1	3.0	1.7	0.7	2.2	2.7
Avg. Stride Freq. [Hz]	2.4	2.4	2.4	2.3	2.4	2.4	2.3	2.3
Avg. Stride Length [m]	6.3	7.5	7.3	7.2	7.2	7.0	6.9	6.6



- [] Ranking at each section and finish
- .-.-.- No data available at this section
- NA No data available



Horse/Jockey Name	Loyalty Counts
Final Rank	3
Fastest Section Time (Section)	0:10.61 (1400m)
Top Speed [km/h] (Section)	69.8 (1400m)
Race State	Finished



Sunshine Coast Poly Track QLD Professional

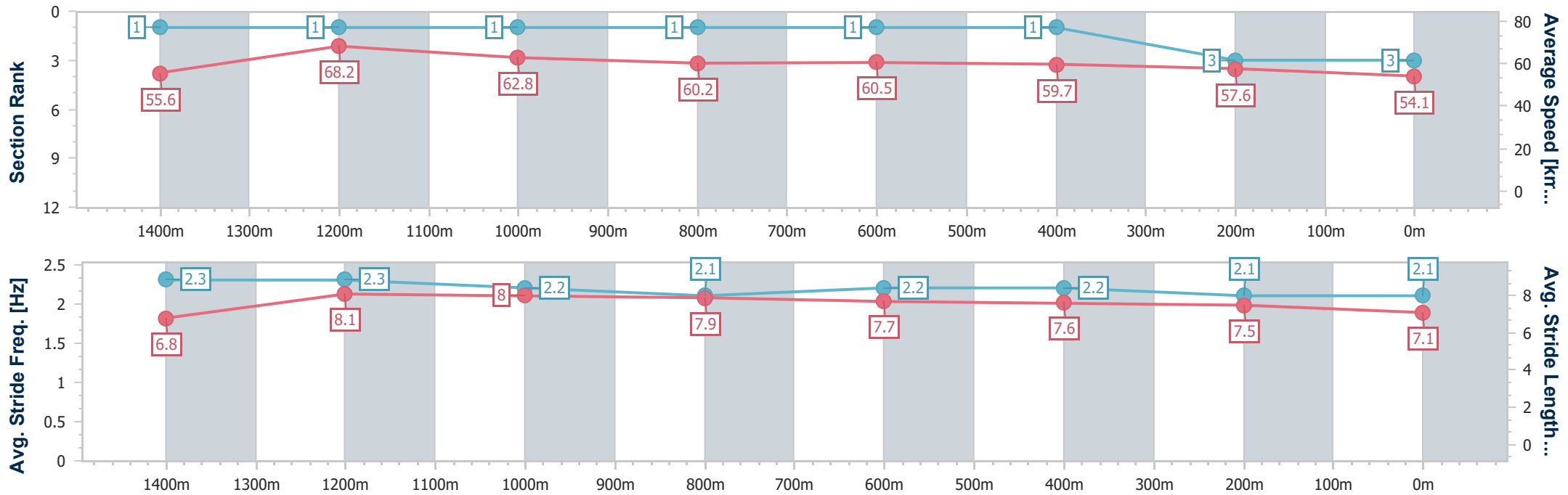
Race 5: STEWARTS PURE Maiden Handicap - 1600m

11 August 2024 - 15:28



Track Rating: Synthetic, Weather: Overcast, Rail Position: True

Section	Overall	1400m	1200m	1000m	800m	600m	400m	200m
Section Times	1:37.20 [3] (0:13.24)	1:23.96 [1] (0:10.61)	1:13.35 [1] (0:11.55)	1:01.80 [1] (0:11.96)	0:49.84 [1] (0:11.96)	0:37.88 [1] (0:12.09)	0:25.79 [1] (0:12.53)	0:13.26 [3] (0:13.26)
Average Speed [km/h]	55.6	68.2	62.8	60.2	60.5	59.7	57.6	54.1
Top Speed [km/h]	69.8	69.8	68.5	61.2	61.3	60.9	58.8	55.7
Avg. Dist. to Rail [m]	7.5	3.5	2.0	2.2	0.9	0.1	0.8	1.3
Avg. Stride Freq. [Hz]	2.3	2.3	2.2	2.1	2.2	2.2	2.1	2.1
Avg. Stride Length [m]	6.8	8.1	8.0	7.9	7.7	7.6	7.5	7.1



- [] Ranking at each section and finish
- .-.-.- No data available at this section
- NA No data available



Horse/Jockey Name	Optimus Maximus
Final Rank	4
Fastest Section Time (Section)	0:11.07 (1400m)
Top Speed [km/h] (Section)	67.0 (1400m)
Race State	Finished



Sunshine Coast Poly Track QLD Professional

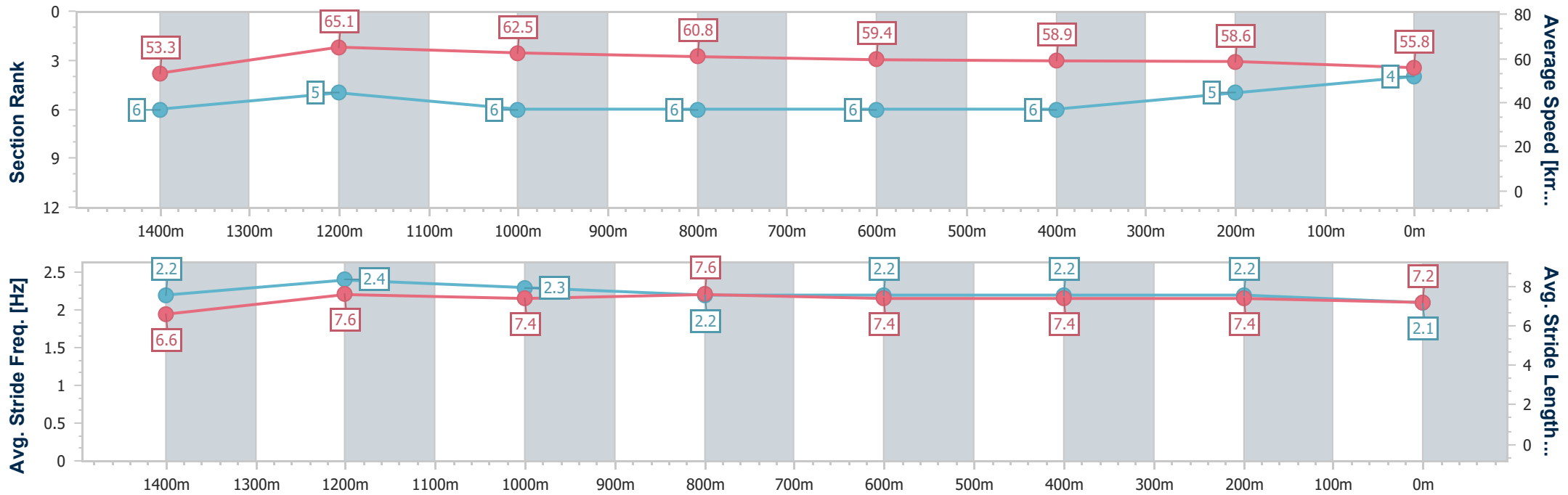
Race 5: STEWARTS PURE Maiden Handicap - 1600m

11 August 2024 - 15:28

Track Rating: Synthetic, Weather: Overcast, Rail Position: True



Section	Overall	1400m	1200m	1000m	800m	600m	400m	200m
Section Times	1:37.29 [4] (0:13.48)	1:23.81 [6] (0:11.07)	1:12.74 [5] (0:11.54)	1:01.20 [6] (0:11.89)	0:49.31 [6] (0:12.17)	0:37.14 [6] (0:11.98)	0:25.16 [6] (0:12.27)	0:12.89 [5] (0:12.89)
Average Speed [km/h]	53.3	65.1	62.5	60.8	59.4	58.9	58.6	55.8
Top Speed [km/h]	66.0	67.0	65.9	65.8	60.3	60.2	59.4	58.1
Avg. Dist. to Rail [m]	1.6	0.8	1.8	1.8	1.2	2.6	0.8	3.8
Avg. Stride Freq. [Hz]	2.2	2.4	2.3	2.2	2.2	2.2	2.2	2.1
Avg. Stride Length [m]	6.6	7.6	7.4	7.6	7.4	7.4	7.4	7.2



- [] Ranking at each section and finish
- .-.- No data available at this section
- NA No data available



Horse/Jockey Name	Midnight Madness
Final Rank	5
Fastest Section Time (Section)	0:11.05 (1400m)
Top Speed [km/h] (Section)	68.6 (1400m)
Race State	Finished



Sunshine Coast Poly Track QLD Professional

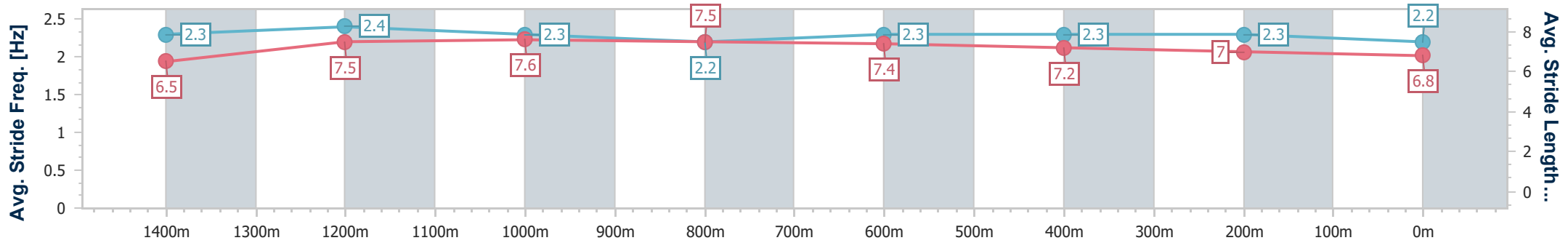
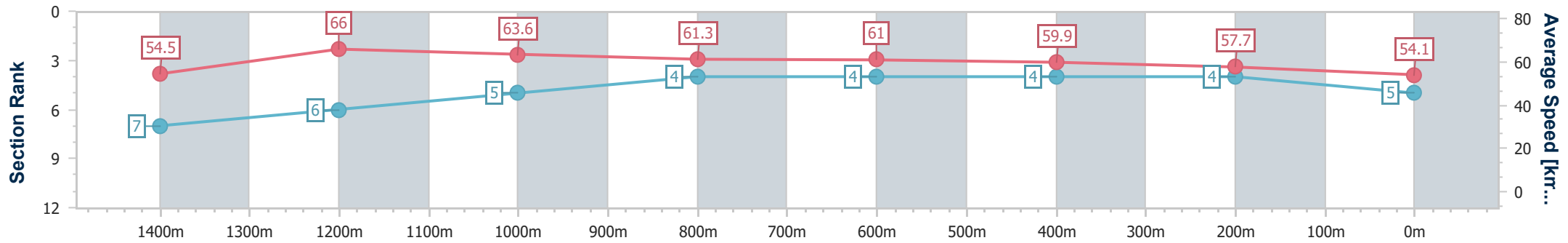
Race 5: STEWARTS PURE Maiden Handicap - 1600m

11 August 2024 - 15:28

Track Rating: Synthetic, Weather: Overcast, Rail Position: True



Section	Overall	1400m	1200m	1000m	800m	600m	400m	200m
Section Times	1:37.62 [5] (0:13.52)	1:24.10 [7] (0:11.05)	1:13.05 [6] (0:11.44)	1:01.61 [5] (0:11.75)	0:49.86 [4] (0:11.98)	0:37.88 [4] (0:12.12)	0:25.76 [4] (0:12.50)	0:13.26 [4] (0:13.26)
Average Speed [km/h]	54.5	66.0	63.6	61.3	61.0	59.9	57.7	54.1
Top Speed [km/h]	66.1	68.6	65.5	62.8	61.6	61.7	59.7	56.3
Avg. Dist. to Rail [m]	8.1	4.6	3.9	4.1	1.9	1.6	4.4	5.8
Avg. Stride Freq. [Hz]	2.3	2.4	2.3	2.2	2.3	2.3	2.3	2.2
Avg. Stride Length [m]	6.5	7.5	7.6	7.5	7.4	7.2	7.0	6.8



- [] Ranking at each section and finish
- .-.- No data available at this section
- NA No data available



Horse/Jockey Name	Hurricane Rosie
Final Rank	6
Fastest Section Time (Section)	0:11.11 (1400m)
Top Speed [km/h] (Section)	66.3 (1400m)
Race State	Finished



Sunshine Coast Poly Track QLD Professional

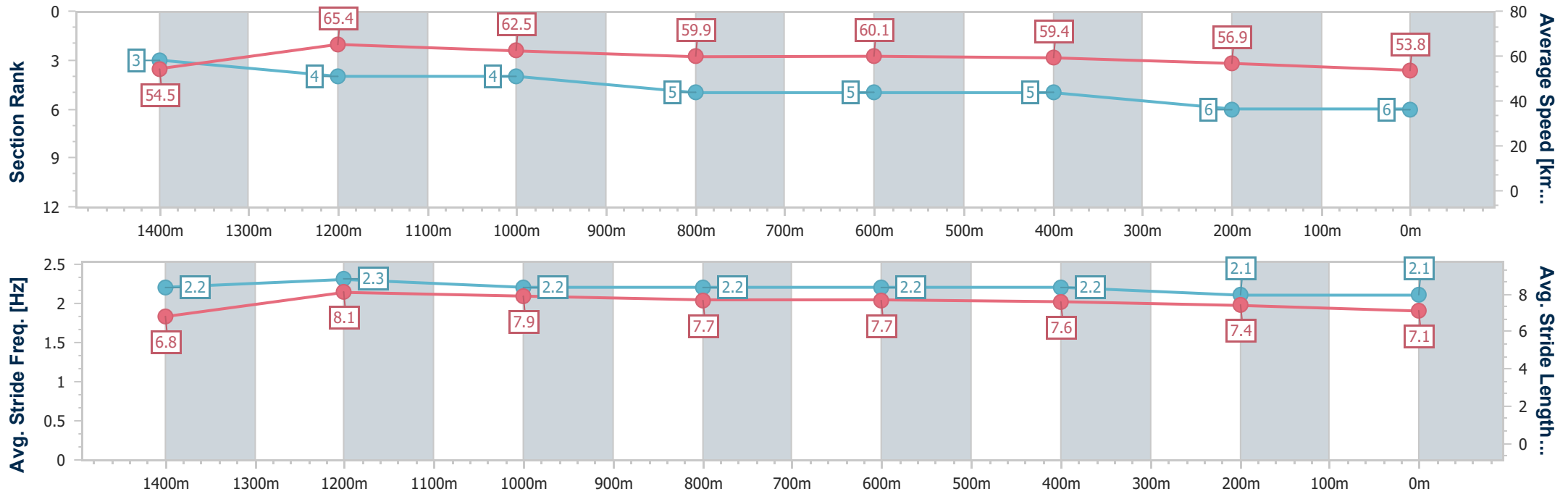
Race 5: STEWARTS PURE Maiden Handicap - 1600m

11 August 2024 - 15:28



Track Rating: Synthetic, Weather: Overcast, Rail Position: True

Section	Overall	1400m	1200m	1000m	800m	600m	400m	200m
Section Times	1:37.88 [6] (0:13.30)	1:24.58 [3] (0:11.11)	1:13.47 [4] (0:11.52)	1:01.95 [4] (0:12.02)	0:49.93 [5] (0:11.89)	0:38.04 [5] (0:12.03)	0:26.01 [5] (0:12.63)	0:13.38 [6] (0:13.38)
Average Speed [km/h]	54.5	65.4	62.5	59.9	60.1	59.4	56.9	53.8
Top Speed [km/h]	66.1	66.3	63.6	61.4	61.0	60.5	58.6	56.1
Avg. Dist. to Rail [m]	3.0	2.5	1.1	1.1	1.2	1.2	0.6	1.5
Avg. Stride Freq. [Hz]	2.2	2.3	2.2	2.2	2.2	2.2	2.1	2.1
Avg. Stride Length [m]	6.8	8.1	7.9	7.7	7.7	7.6	7.4	7.1



- [] Ranking at each section and finish
- .-.- No data available at this section
- NA No data available



Horse/Jockey Name	Capital Boss
Final Rank	7
Fastest Section Time (Section)	0:11.13 (1400m)
Top Speed [km/h] (Section)	66.8 (Overall)
Race State	Finished



Sunshine Coast Poly Track QLD Professional

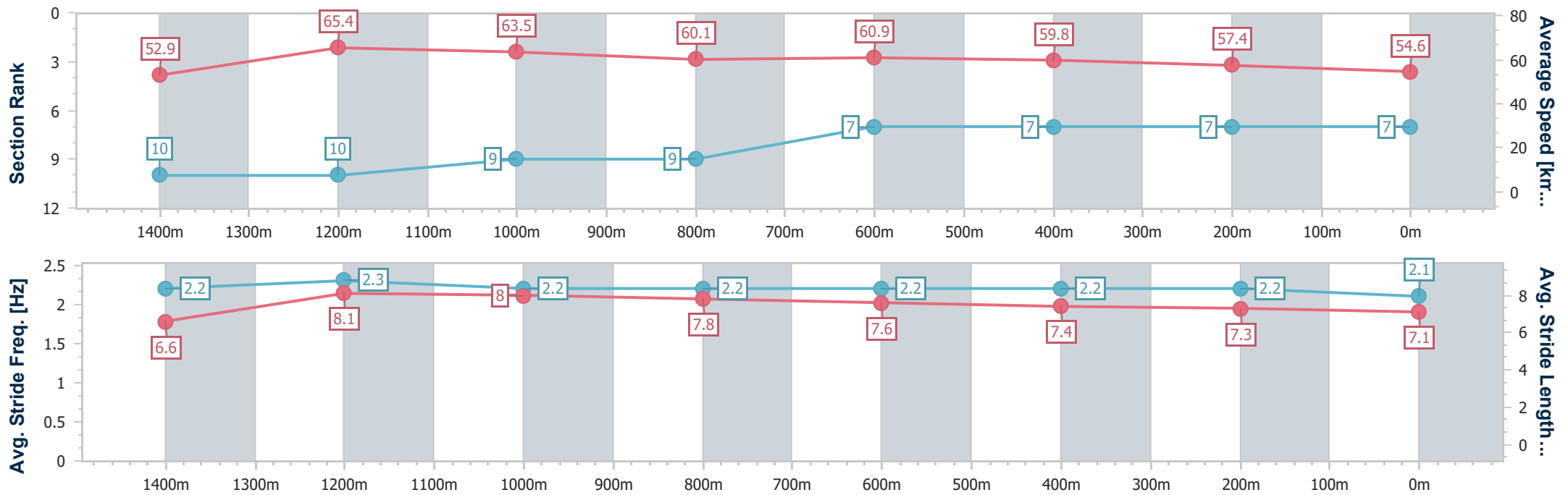
Race 5: STEWARTS PURE Maiden Handicap - 1600m

11 August 2024 - 15:28



Track Rating: Synthetic, Weather: Overcast, Rail Position: True

Section	Overall	1400m	1200m	1000m	800m	600m	400m	200m
Section Times	1:38.14 [7] (0:13.87)	1:24.27 [10] (0:11.13)	1:13.14 [10] (0:11.38)	1:01.76 [9] (0:11.97)	0:49.79 [9] (0:11.94)	0:37.85 [7] (0:12.15)	0:25.70 [7] (0:12.52)	0:13.18 [7] (0:13.18)
Average Speed [km/h]	52.9	65.4	63.5	60.1	60.9	59.8	57.4	54.6
Top Speed [km/h]	66.8	66.6	65.0	62.6	61.7	61.3	58.0	56.8
Avg. Dist. to Rail [m]	8.1	3.1	2.2	2.1	1.1	1.3	4.8	7.1
Avg. Stride Freq. [Hz]	2.2	2.3	2.2	2.2	2.2	2.2	2.2	2.1
Avg. Stride Length [m]	6.6	8.1	8.0	7.8	7.6	7.4	7.3	7.1



- [] Ranking at each section and finish
- .-.- No data available at this section
- NA No data available



Horse/Jockey Name	Viscount Sydney
Final Rank	8
Fastest Section Time (Section)	0:11.15 (1400m)
Top Speed [km/h] (Section)	65.9 (1400m)
Race State	Finished



Sunshine Coast Poly Track QLD Professional

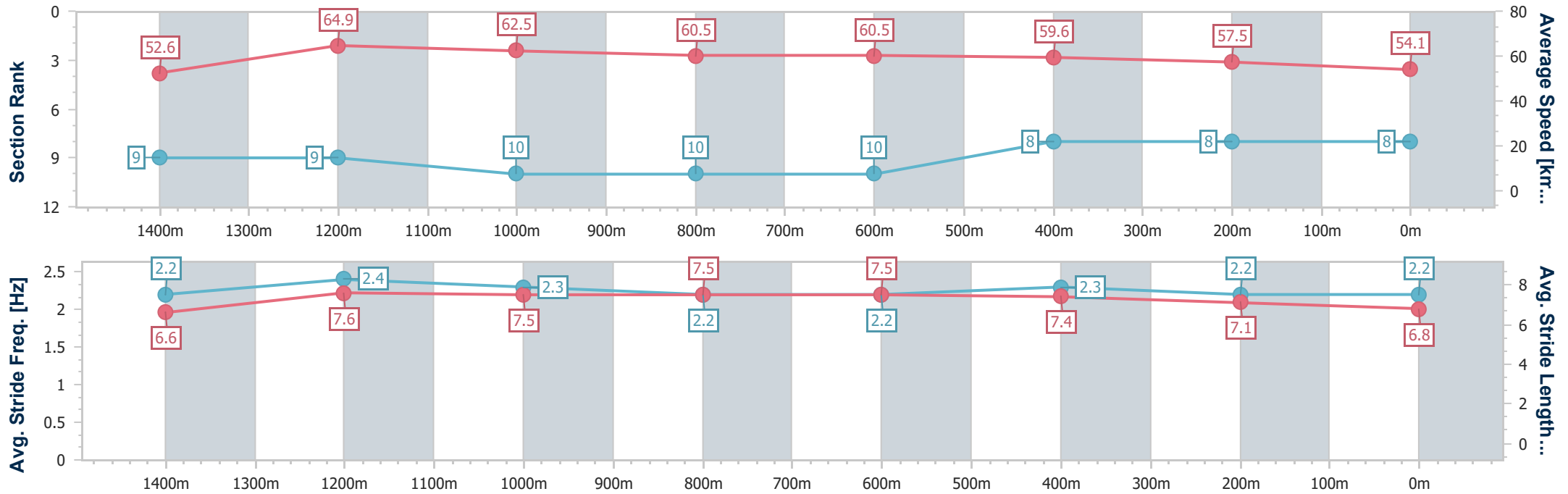
Race 5: STEWARTS PURE Maiden Handicap - 1600m

11 August 2024 - 15:28



Track Rating: Synthetic, Weather: Overcast, Rail Position: True

Section	Overall	1400m	1200m	1000m	800m	600m	400m	200m
Section Times	1:38.33 [8] (0:13.81)	1:24.52 [9] (0:11.15)	1:13.37 [9] (0:11.59)	1:01.78 [10] (0:11.92)	0:49.86 [10] (0:12.01)	0:37.85 [10] (0:12.10)	0:25.75 [8] (0:12.48)	0:13.27 [8] (0:13.27)
Average Speed [km/h]	52.6	64.9	62.5	60.5	60.5	59.6	57.5	54.1
Top Speed [km/h]	65.5	65.9	64.2	61.8	61.7	60.9	58.8	56.1
Avg. Dist. to Rail [m]	4.2	1.8	2.0	2.2	1.3	0.3	0.2	1.9
Avg. Stride Freq. [Hz]	2.2	2.4	2.3	2.2	2.2	2.3	2.2	2.2
Avg. Stride Length [m]	6.6	7.6	7.5	7.5	7.5	7.4	7.1	6.8



- [] Ranking at each section and finish
- .-.- No data available at this section
- NA No data available



Horse/Jockey Name	Lady Parvati
Final Rank	9
Fastest Section Time (Section)	0:11.12 (1400m)
Top Speed [km/h] (Section)	68.1 (1200m)
Race State	Finished



Sunshine Coast Poly Track QLD Professional

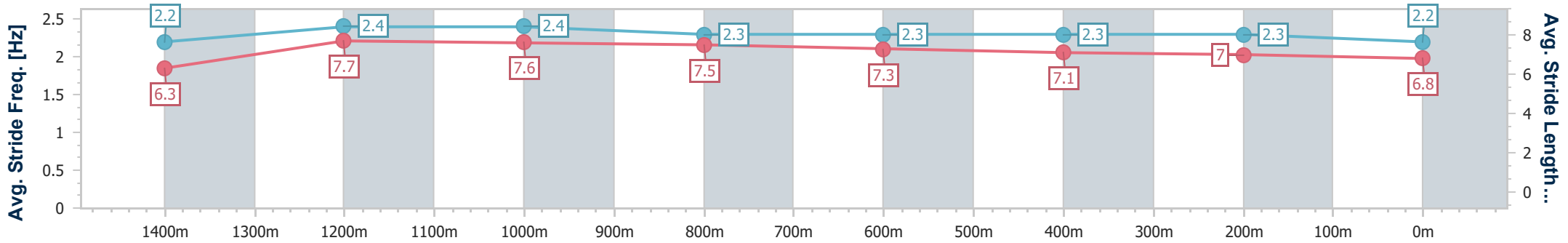
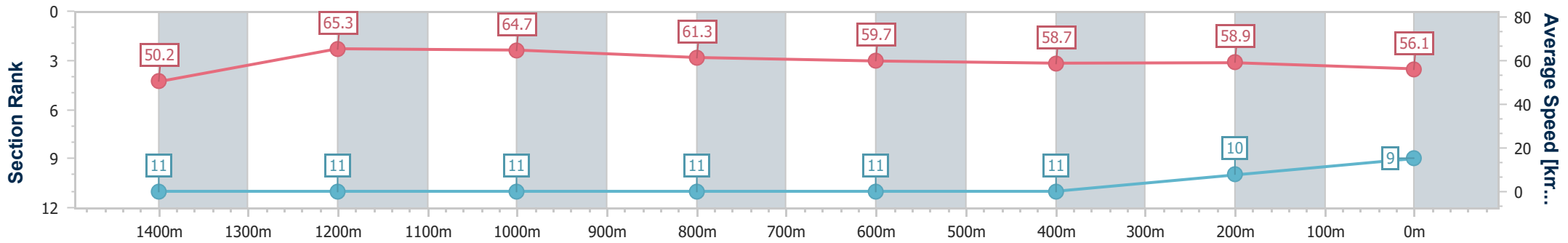
Race 5: STEWARTS PURE Maiden Handicap - 1600m

11 August 2024 - 15:28



Track Rating: Synthetic, Weather: Overcast, Rail Position: True

Section	Overall	1400m	1200m	1000m	800m	600m	400m	200m					
Section Times	1:38.40 [9] (0:14.50)	1:23.90 [11] (0:11.12)	1:12.78 [11] (0:11.19)	1:01.59 [11] (0:11.76)	0:49.83 [11] (0:12.26)	0:37.57 [11] (0:12.55)	0:25.02 [11] (0:12.24)	0:12.78 [10] (0:12.78)					
Average Speed [km/h]	50.2	65.3	64.7	61.3	59.7	58.7	58.9	56.1					
Top Speed [km/h]	64.1	66.3	68.1	63.3	60.1	59.5	59.8	60.4					
Avg. Dist. to Rail [m]	6.9	2.2	3.0	3.6	2.5	2.9	5.4	6.9					
Avg. Stride Freq. [Hz]	2.2	2.4	2.4	2.3	2.3	2.3	2.3	2.2					
Avg. Stride Length [m]	6.3	7.7	7.6	7.5	7.3	7.1	7.0	6.8					



- [] Ranking at each section and finish
- .-.- No data available at this section
- NA No data available



Horse/Jockey Name	Ready To Mingle
Final Rank	10
Fastest Section Time (Section)	0:11.15 (1400m)
Top Speed [km/h] (Section)	66.9 (1400m)
Race State	Finished



Sunshine Coast Poly Track QLD Professional

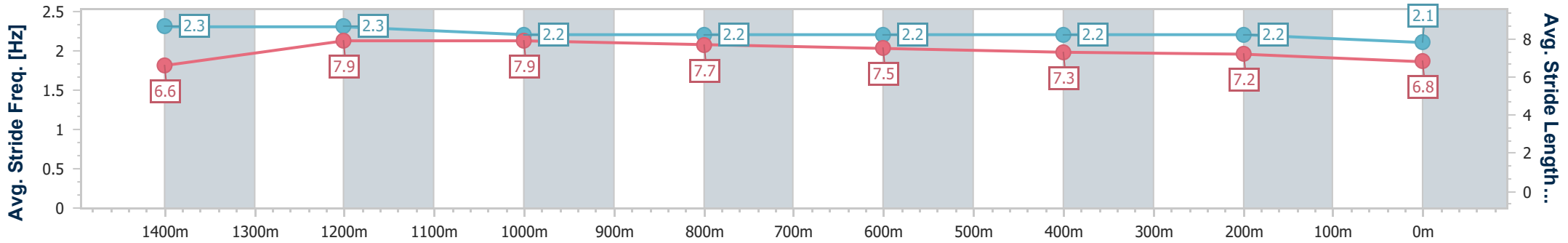
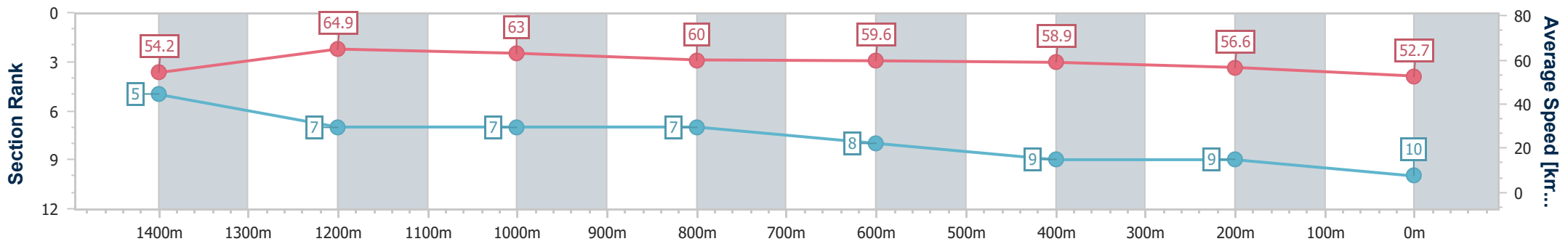
Race 5: STEWARTS PURE Maiden Handicap - 1600m

11 August 2024 - 15:28

Track Rating: Synthetic, Weather: Overcast, Rail Position: True



Section	Overall	1400m	1200m	1000m	800m	600m	400m	200m					
Section Times	1:38.93 [10] (0:13.45)	1:25.48 [5] (0:11.15)	1:14.33 [7] (0:11.53)	1:02.80 [7] (0:12.00)	0:50.80 [7] (0:12.20)	0:38.60 [8] (0:12.35)	0:26.25 [9] (0:12.69)	0:13.56 [9] (0:13.56)					
Average Speed [km/h]	54.2	64.9	63.0	60.0	59.6	58.9	56.6	52.7					
Top Speed [km/h]	65.4	66.9	65.4	62.3	60.8	60.4	58.1	55.1					
Avg. Dist. to Rail [m]	4.3	3.1	2.7	3.2	1.3	1.3	4.3	6.0					
Avg. Stride Freq. [Hz]	2.3	2.3	2.2	2.2	2.2	2.2	2.2	2.1					
Avg. Stride Length [m]	6.6	7.9	7.9	7.7	7.5	7.3	7.2	6.8					



- [] Ranking at each section and finish
- .-.- No data available at this section
- NA No data available



Horse/Jockey Name	Orbit
Final Rank	11
Fastest Section Time (Section)	0:11.12 (1400m)
Top Speed [km/h] (Section)	66.9 (1400m)
Race State	Finished



Sunshine Coast Poly Track QLD Professional

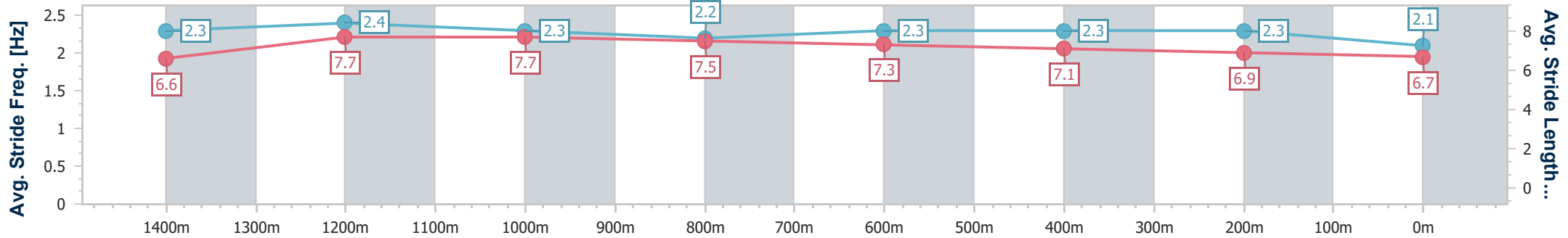
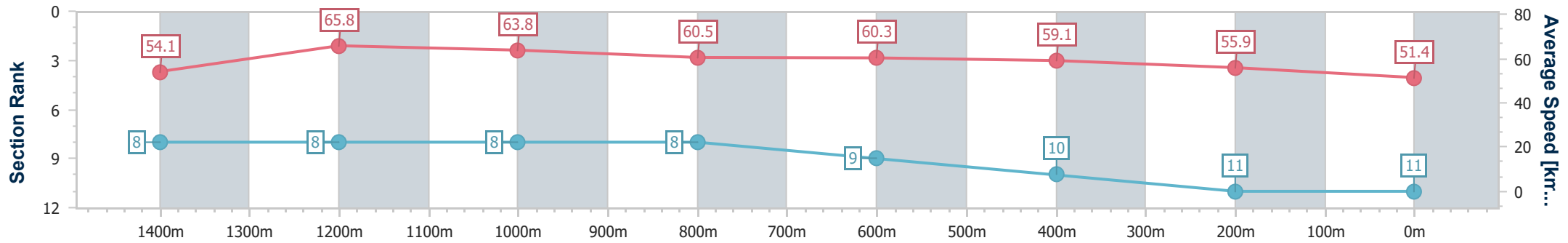
Race 5: STEWARTS PURE Maiden Handicap - 1600m

11 August 2024 - 15:28

Track Rating: Synthetic, Weather: Overcast, Rail Position: True



Section	Overall	1400m	1200m	1000m	800m	600m	400m	200m
Section Times	1:39.77 [11] (0:13.73)	1:26.04 [8] (0:11.12)	1:14.92 [8] (0:11.43)	1:03.49 [8] (0:11.89)	0:51.60 [8] (0:12.30)	0:39.30 [9] (0:12.47)	0:26.83 [10] (0:12.85)	0:13.98 [11] (0:13.98)
Average Speed [km/h]	54.1	65.8	63.8	60.5	60.3	59.1	55.9	51.4
Top Speed [km/h]	65.3	66.9	65.1	62.7	61.0	60.1	57.7	54.7
Avg. Dist. to Rail [m]	9.8	6.1	4.1	3.9	4.1	3.3	4.5	6.4
Avg. Stride Freq. [Hz]	2.3	2.4	2.3	2.2	2.3	2.3	2.3	2.1
Avg. Stride Length [m]	6.6	7.7	7.7	7.5	7.3	7.1	6.9	6.7



- [] Ranking at each section and finish
- .-.- No data available at this section
- NA No data available



Sunshine Coast Poly Track QLD Professional

Race 6: PFD TERNARY & CO BENCHMARK 65 Handicap - 1600m

11 August 2024 - 16:10



Track Rating: Synthetic, Weather: Overcast, Rail Position: True

Section		Overall	1400m	1200m	1000m	800m	600m	400m	Last 600m				
Field Times		1:36.51 (0:13.14)	1:23.37 (0:11.21)	1:12.16 (0:11.74)	1:00.42 (0:12.31)	0:48.11 (0:12.23)	0:35.88 (0:11.96)	0:23.92 (0:11.66)	0:35.88				
Rank	TAB Horse/Jockey	Barrier	Top Speed [km/h]	Fastest Section									Distance Travelled [m]
1	5 BETTER YET Nikita Beriman	8	65.6	0:11.26	1:36.51 [1] (0:13.14)	1:23.37 [1] (0:11.26)	1:12.11 [2] (0:11.93)	1:00.18 [2] (0:12.15)	0:48.03 [2] (0:12.24)	0:35.79 [2] (0:11.94)	0:23.85 [2] (0:11.59)	0:35.79	
2	3 SKATER Kyle Wilson-Taylor	9	66.5	0:11.08	1:36.51 [2] (0:13.27)	1:23.24 [2] (0:11.08)	1:12.16 [1] (0:11.74)	1:00.42 [1] (0:12.31)	0:48.11 [1] (0:12.23)	0:35.88 [1] (0:11.96)	0:23.92 [1] (0:11.73)	0:35.88	-1
3	2 PRINCETON AWARD Stephanie Thornton	10	65.9	0:11.21	1:36.94 [3] (0:14.20)	1:22.74 [7] (0:11.21)	1:11.53 [7] (0:11.67)	0:59.86 [7] (0:12.19)	0:47.67 [7] (0:12.03)	0:35.64 [7] (0:11.80)	0:23.84 [7] (0:11.64)	0:35.64	+0
4	4 WORD FROM ABOVE Cejay Graham	1	64.6	0:11.26	1:37.08 [4] (0:13.79)	1:23.29 [5] (0:11.26)	1:12.03 [5] (0:11.61)	1:00.42 [5] (0:12.20)	0:48.22 [4] (0:12.13)	0:36.09 [4] (0:11.93)	0:24.16 [4] (0:11.93)	0:36.09	-6
5	9 DEAL AN ACE Bailey Wheeler	7	65.1	0:11.27	1:37.20 [5] (0:13.41)	1:23.79 [3] (0:11.27)	1:12.52 [3] (0:11.78)	1:00.74 [3] (0:12.24)	0:48.50 [3] (0:12.14)	0:36.36 [3] (0:12.01)	0:24.35 [3] (0:11.90)	0:36.36	-1
6	10 MATSUYAMA Karl Zechner	6	66.4	0:11.21	1:37.41 [6] (0:13.69)	1:23.72 [4] (0:11.21)	1:12.51 [4] (0:11.74)	1:00.77 [4] (0:12.26)	0:48.51 [5] (0:12.18)	0:36.33 [5] (0:11.85)	0:24.48 [5] (0:11.87)	0:36.33	+3
7	6 DARK TANGENT Samantha Collett	3	65.9	0:11.21	1:37.57 [7] (0:13.94)	1:23.63 [6] (0:11.21)	1:12.42 [6] (0:11.70)	1:00.72 [6] (0:12.31)	0:48.41 [6] (0:12.00)	0:36.41 [6] (0:11.86)	0:24.55 [6] (0:11.80)	0:36.41	+6

Scratched: Persevere (#1), Avoid The Misstres (#8), Perfect Point (#7)

[] Ranking at each section and finish
 -:-:- No data available at this section
 NA No data available

SCN Saddle cloth number
 DNF Did not finish
 DNT Did not track



Sunshine Coast Poly Track QLD Professional
Race 6: PFD TERNARY & CO BENCHMARK 65 Handicap - 1600m
 11 August 2024 - 16:10



Track Rating: Synthetic, Weather: Overcast, Rail Position: True

Section							200m			Last 600m
Field Times							0:12.26			0:35.88
							(0:12.26)			
Rank	TAB	Horse/Jockey	Barrier	Top Speed [km/h]	Fastest Section	Margin			Distance Travelled [m]	
1	5	BETTER YET	8	65.6	0:11.26	0:12.26 [1]	1:36.51			0:35.79
		Nikita Beriman		Overall	1400m	(0:12.26)				
2	3	SKATER	9	66.5	0:11.08	0:12.19 [2]	0.1L			0:35.88 -1
		Kyle Wilson-Taylor		1400m	1400m	(0:12.19)				
3	2	PRINCETON AWARD	10	65.9	0:11.21	0:12.20 [3]	2.6L			0:35.64 +0
		Stephanie Thornton		1400m	1400m	(0:12.20)				
4	4	WORD FROM ABOVE	1	64.6	0:11.26	0:12.23 [7]	3.4L			0:36.09 -6
		Cejay Graham		1400m	1400m	(0:12.23)				
5	9	DEAL AN ACE	7	65.1	0:11.27	0:12.45 [4]	3.9L			0:36.36 -1
		Bailey Wheeler		1400m	1400m	(0:12.45)				
6	10	MATSUYAMA	6	66.4	0:11.21	0:12.61 [5]	4.9L			0:36.33 +3
		Karl Zechner		1400m	1400m	(0:12.61)				
7	6	DARK TANGENT	3	65.9	0:11.21	0:12.75 [6]	5.7L			0:36.41 +6
		Samantha Collett		1400m	1400m	(0:12.75)				

Scratched: Persevere (#1), Avoid The Misstres (#8), Perfect Point (#7)

[] Ranking at each section and finish
 -:-:- No data available at this section
 NA No data available

SCN Saddle cloth number
 DNF Did not finish
 DNT Did not track



Horse/Jockey Name	Better Yet
Final Rank	1
Fastest Section Time (Section)	0:11.26 (1400m)
Top Speed [km/h] (Section)	65.6 (Overall)
Race State	Finished



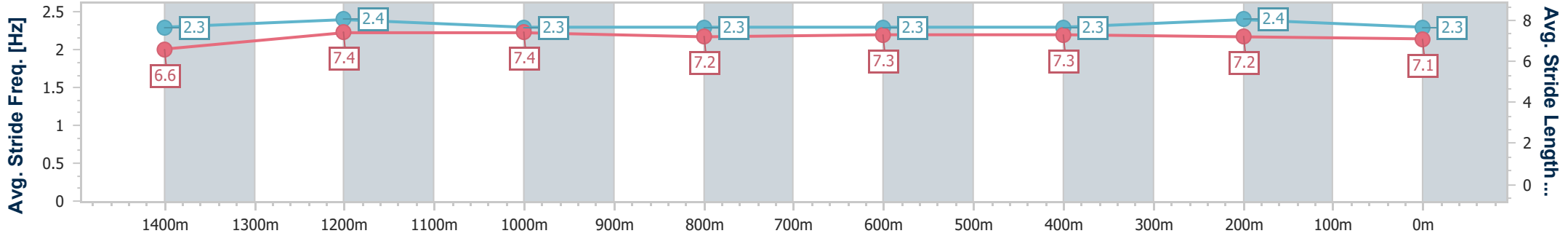
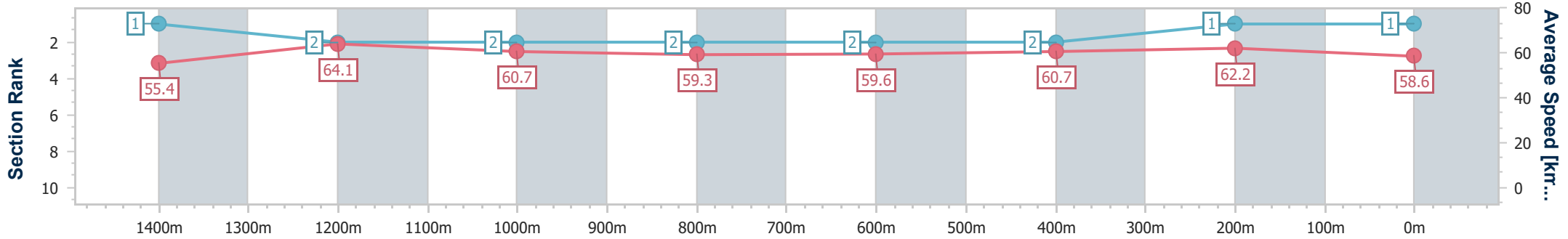
Sunshine Coast Poly Track QLD Professional
Race 6: PFD TERNARY & CO BENCHMARK 65 Handicap - 1600m



11 August 2024 - 16:10

Track Rating: Synthetic, Weather: Overcast, Rail Position: True

Section	Overall	1400m	1200m	1000m	800m	600m	400m	200m
Section Times	1:36.51 [1] (0:13.14)	1:23.37 [1] (0:11.26)	1:12.11 [2] (0:11.93)	1:00.18 [2] (0:12.15)	0:48.03 [2] (0:12.24)	0:35.79 [2] (0:11.94)	0:23.85 [2] (0:11.59)	0:12.26 [1] (0:12.26)
Average Speed [km/h]	55.4	64.1	60.7	59.3	59.6	60.7	62.2	58.6
Top Speed [km/h]	65.6	64.9	63.8	60.2	60.5	61.9	63.1	61.5
Avg. Dist. to Rail [m]	4.5	1.6	1.9	2.6	2.2	1.0	1.7	2.1
Avg. Stride Freq. [Hz]	2.3	2.4	2.3	2.3	2.3	2.3	2.4	2.3
Avg. Stride Length [m]	6.6	7.4	7.4	7.2	7.3	7.3	7.2	7.1



- [] Ranking at each section and finish
- .-.- No data available at this section
- NA No data available



Horse/Jockey Name	Skater
Final Rank	2
Fastest Section Time (Section)	0:11.08 (1400m)
Top Speed [km/h] (Section)	66.5 (1400m)
Race State	Finished



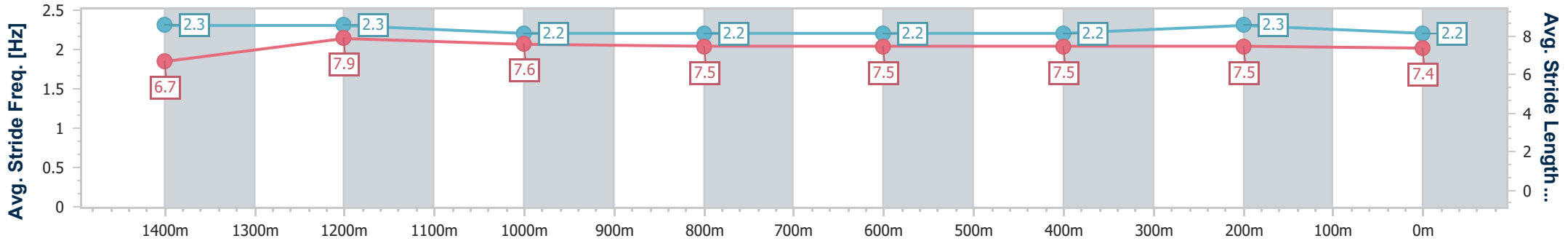
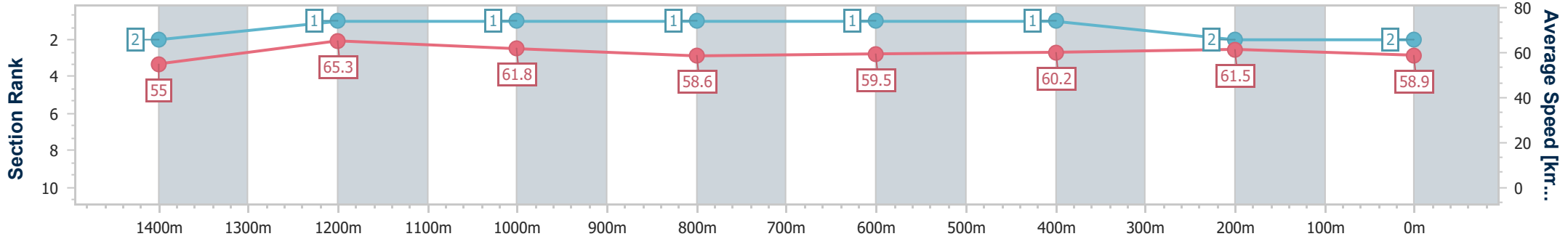
Sunshine Coast Poly Track QLD Professional
Race 6: PFD TERNARY & CO BENCHMARK 65 Handicap - 1600m



11 August 2024 - 16:10

Track Rating: Synthetic, Weather: Overcast, Rail Position: True

Section	Overall	1400m	1200m	1000m	800m	600m	400m	200m
Section Times	1:36.51 [2] (0:13.27)	1:23.24 [2] (0:11.08)	1:12.16 [1] (0:11.74)	1:00.42 [1] (0:12.31)	0:48.11 [1] (0:12.23)	0:35.88 [1] (0:11.96)	0:23.92 [1] (0:11.73)	0:12.19 [2] (0:12.19)
Average Speed [km/h]	55.0	65.3	61.8	58.6	59.5	60.2	61.5	58.9
Top Speed [km/h]	65.6	66.5	63.7	60.0	60.1	60.6	61.7	61.1
Avg. Dist. to Rail [m]	5.4	2.3	2.7	2.1	1.3	0.4	0.9	0.9
Avg. Stride Freq. [Hz]	2.3	2.3	2.2	2.2	2.2	2.2	2.3	2.2
Avg. Stride Length [m]	6.7	7.9	7.6	7.5	7.5	7.5	7.5	7.4



- [] Ranking at each section and finish
- .-.- No data available at this section
- NA No data available



Horse/Jockey Name	Princeton Award
Final Rank	3
Fastest Section Time (Section)	0:11.21 (1400m)
Top Speed [km/h] (Section)	65.9 (1400m)
Race State	Finished



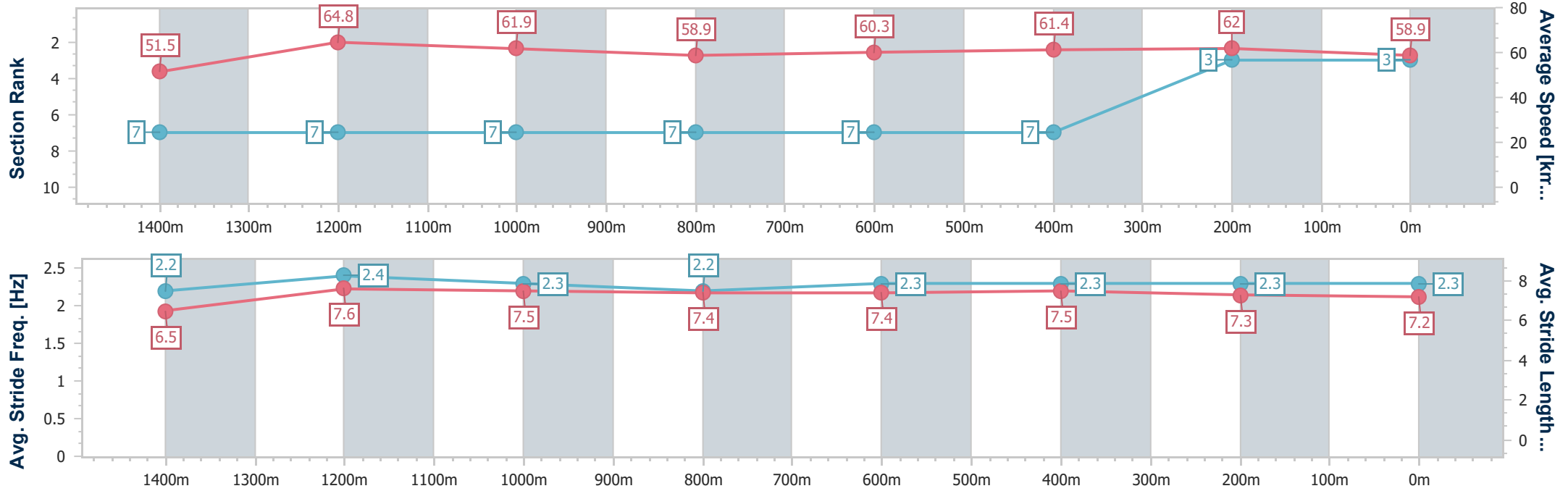
Sunshine Coast Poly Track QLD Professional
Race 6: PFD TERNARY & CO BENCHMARK 65 Handicap - 1600m



11 August 2024 - 16:10

Track Rating: Synthetic, Weather: Overcast, Rail Position: True

Section	Overall	1400m	1200m	1000m	800m	600m	400m	200m
Section Times	1:36.94 [3] (0:14.20)	1:22.74 [7] (0:11.21)	1:11.53 [7] (0:11.67)	0:59.86 [7] (0:12.19)	0:47.67 [7] (0:12.03)	0:35.64 [7] (0:11.80)	0:23.84 [7] (0:11.64)	0:12.20 [3] (0:12.20)
Average Speed [km/h]	51.5	64.8	61.9	58.9	60.3	61.4	62.0	58.9
Top Speed [km/h]	62.7	65.9	63.8	62.6	61.7	62.6	63.2	61.5
Avg. Dist. to Rail [m]	6.7	2.8	2.0	1.8	1.1	0.8	1.7	1.9
Avg. Stride Freq. [Hz]	2.2	2.4	2.3	2.2	2.3	2.3	2.3	2.3
Avg. Stride Length [m]	6.5	7.6	7.5	7.4	7.4	7.5	7.3	7.2



- [] Ranking at each section and finish
- .-.- No data available at this section
- NA No data available



Horse/Jockey Name	Word From Above
Final Rank	4
Fastest Section Time (Section)	0:11.26 (1400m)
Top Speed [km/h] (Section)	64.6 (1400m)
Race State	Finished



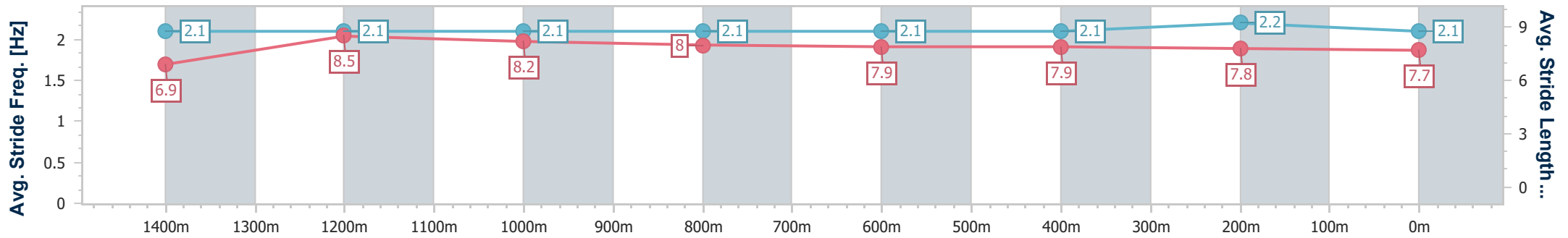
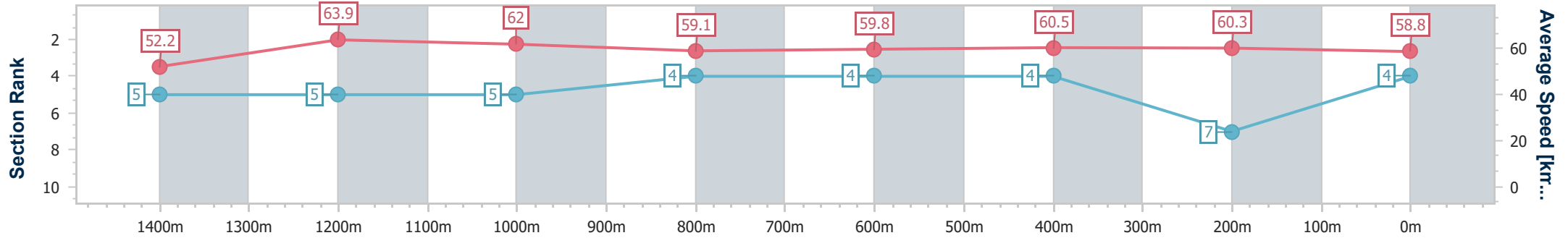
Sunshine Coast Poly Track QLD Professional
Race 6: PFD TERNARY & CO BENCHMARK 65 Handicap - 1600m



11 August 2024 - 16:10

Track Rating: Synthetic, Weather: Overcast, Rail Position: True

Section	Overall	1400m	1200m	1000m	800m	600m	400m	200m						
Section Times	1:37.08 [4] (0:13.79)	1:23.29 [5] (0:11.26)	1:12.03 [5] (0:11.61)	1:00.42 [5] (0:12.20)	0:48.22 [4] (0:12.13)	0:36.09 [4] (0:11.93)	0:24.16 [4] (0:11.93)	0:12.23 [7] (0:12.23)						
Average Speed [km/h]	52.2	63.9	62.0	59.1	59.8	60.5	60.3	58.8						
Top Speed [km/h]	63.3	64.6	63.2	60.7	60.8	60.7	60.9	60.3						
Avg. Dist. to Rail [m]	1.7	0.2	0.5	1.1	1.3	0.2	0.5	0.3						
Avg. Stride Freq. [Hz]	2.1	2.1	2.1	2.1	2.1	2.1	2.2	2.1						
Avg. Stride Length [m]	6.9	8.5	8.2	8.0	7.9	7.9	7.8	7.7						



- [] Ranking at each section and finish
- .-.- No data available at this section
- NA No data available



Horse/Jockey Name	Deal An Ace
Final Rank	5
Fastest Section Time (Section)	0:11.27 (1400m)
Top Speed [km/h] (Section)	65.1 (1400m)
Race State	Finished



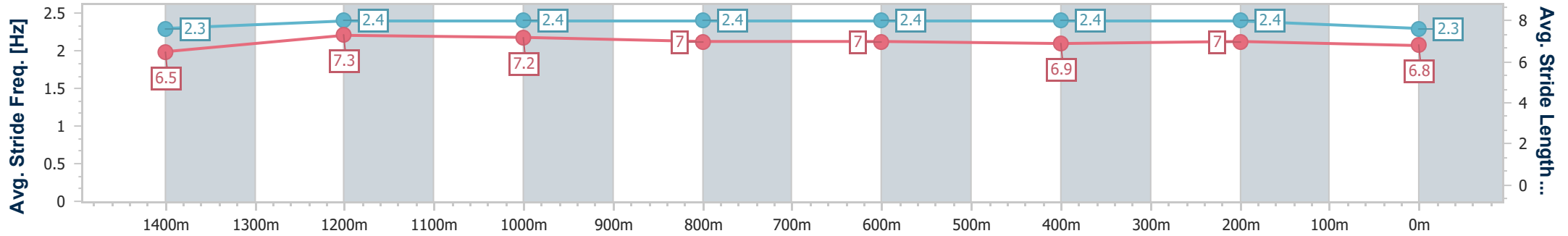
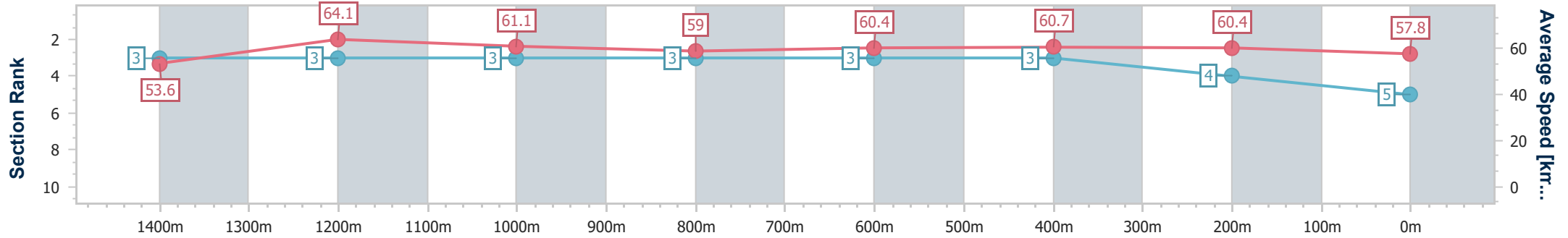
Sunshine Coast Poly Track QLD Professional
Race 6: PFD TERNARY & CO BENCHMARK 65 Handicap - 1600m



11 August 2024 - 16:10

Track Rating: Synthetic, Weather: Overcast, Rail Position: True

Section	Overall	1400m	1200m	1000m	800m	600m	400m	200m
Section Times	1:37.20 [5] (0:13.41)	1:23.79 [3] (0:11.27)	1:12.52 [3] (0:11.78)	1:00.74 [3] (0:12.24)	0:48.50 [3] (0:12.14)	0:36.36 [3] (0:12.01)	0:24.35 [3] (0:11.90)	0:12.45 [4] (0:12.45)
Average Speed [km/h]	53.6	64.1	61.1	59.0	60.4	60.7	60.4	57.8
Top Speed [km/h]	64.7	65.1	63.7	60.8	62.2	62.2	61.3	60.4
Avg. Dist. to Rail [m]	2.8	0.7	1.3	3.0	2.5	1.8	3.2	4.2
Avg. Stride Freq. [Hz]	2.3	2.4	2.4	2.4	2.4	2.4	2.4	2.3
Avg. Stride Length [m]	6.5	7.3	7.2	7.0	7.0	6.9	7.0	6.8



- [] Ranking at each section and finish
- .-.- No data available at this section
- NA No data available



Horse/Jockey Name	Matsuyama
Final Rank	6
Fastest Section Time (Section)	0:11.21 (1400m)
Top Speed [km/h] (Section)	66.4 (1400m)
Race State	Finished



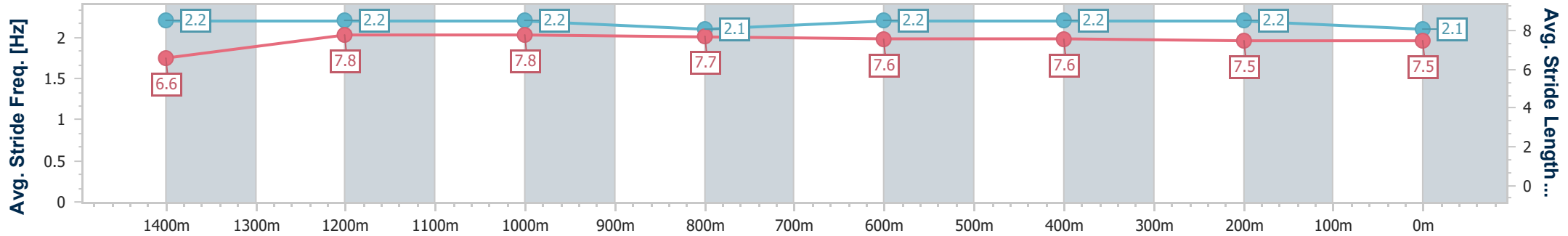
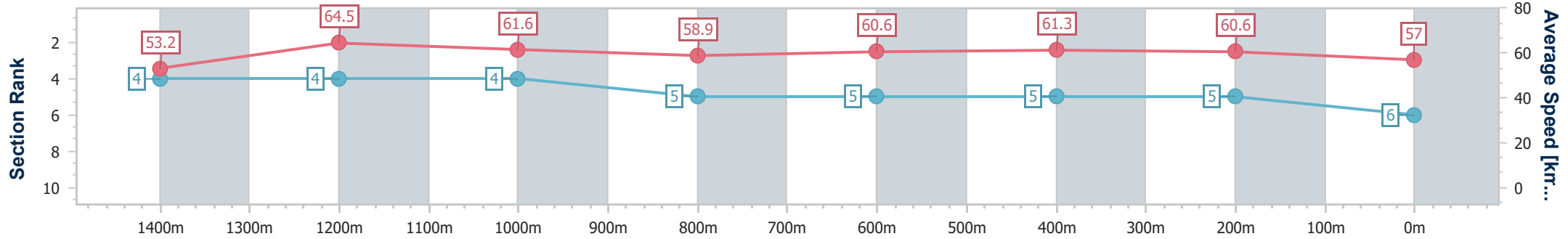
Sunshine Coast Poly Track QLD Professional
Race 6: PFD TERNARY & CO BENCHMARK 65 Handicap - 1600m



11 August 2024 - 16:10

Track Rating: Synthetic, Weather: Overcast, Rail Position: True

Section	Overall	1400m	1200m	1000m	800m	600m	400m	200m						
Section Times	1:37.41 [6] (0:13.69)	1:23.72 [4] (0:11.21)	1:12.51 [4] (0:11.74)	1:00.77 [4] (0:12.26)	0:48.51 [5] (0:12.18)	0:36.33 [5] (0:11.85)	0:24.48 [5] (0:11.87)	0:12.61 [5] (0:12.61)						
Average Speed [km/h]	53.2	64.5	61.6	58.9	60.6	61.3	60.6	57.0						
Top Speed [km/h]	65.3	66.4	63.4	60.2	61.3	62.2	62.5	59.2						
Avg. Dist. to Rail [m]	3.5	2.5	3.1	3.7	3.2	1.4	2.5	4.3						
Avg. Stride Freq. [Hz]	2.2	2.2	2.2	2.1	2.2	2.2	2.2	2.1						
Avg. Stride Length [m]	6.6	7.8	7.8	7.7	7.6	7.6	7.5	7.5						



- [] Ranking at each section and finish
- .-.- No data available at this section
- NA No data available



Horse/Jockey Name	Dark Tangent
Final Rank	7
Fastest Section Time (Section)	0:11.21 (1400m)
Top Speed [km/h] (Section)	65.9 (1400m)
Race State	Finished



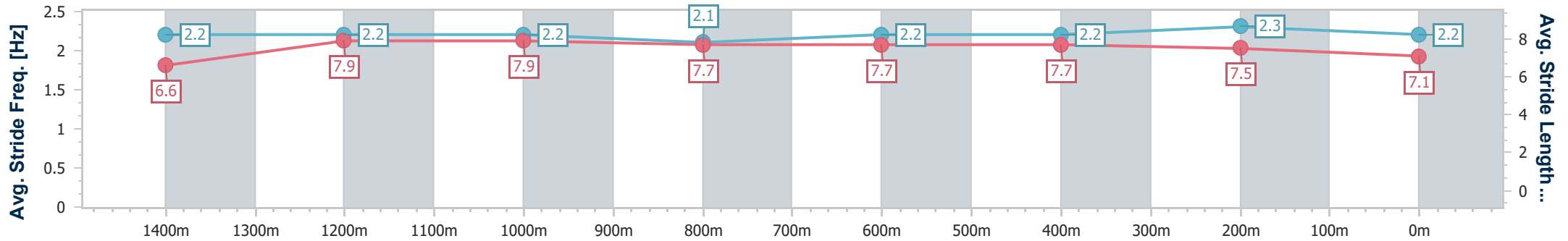
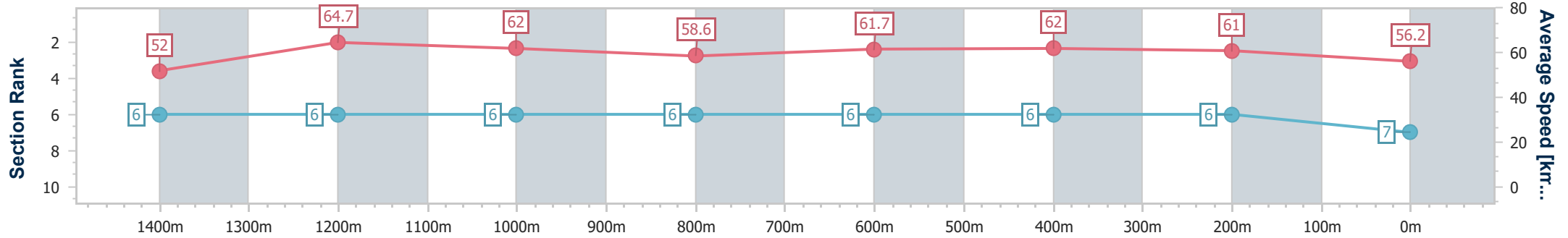
Sunshine Coast Poly Track QLD Professional
Race 6: PFD TERNARY & CO BENCHMARK 65 Handicap - 1600m



11 August 2024 - 16:10

Track Rating: Synthetic, Weather: Overcast, Rail Position: True

Section	Overall	1400m	1200m	1000m	800m	600m	400m	200m
Section Times	1:37.57 [7] (0:13.94)	1:23.63 [6] (0:11.21)	1:12.42 [6] (0:11.70)	1:00.72 [6] (0:12.31)	0:48.41 [6] (0:12.00)	0:36.41 [6] (0:11.86)	0:24.55 [6] (0:11.80)	0:12.75 [6] (0:12.75)
Average Speed [km/h]	52.0	64.7	62.0	58.6	61.7	62.0	61.0	56.2
Top Speed [km/h]	64.8	65.9	63.4	59.9	63.0	62.9	62.9	59.0
Avg. Dist. to Rail [m]	2.6	3.1	3.1	3.1	4.0	3.2	5.0	6.4
Avg. Stride Freq. [Hz]	2.2	2.2	2.2	2.1	2.2	2.2	2.3	2.2
Avg. Stride Length [m]	6.6	7.9	7.9	7.7	7.7	7.7	7.5	7.1



- [] Ranking at each section and finish
- .-.- No data available at this section
- NA No data available



Sunshine Coast Poly Track QLD Professional

Race 7: INGHAMS FOODSERVICE BENCHMARK 58 Handicap - 1100m

11 August 2024 - 16:49



Track Rating: Synthetic, Weather: Overcast, Rail Position: True

Section		Field Times										Last 600m		
		Overall	1000m	800m	600m	400m	200m						0:35.21	
		1:04.94 (0:08.12)	0:56.82 (0:10.47)	0:46.35 (0:11.14)	0:35.21 (0:11.38)	0:23.83 (0:11.49)	0:12.34 (0:12.34)							
Rank	TAB	Horse/Jockey	Barrier	Top Speed [km/h]	Fastest Section							Margin	Distance Travelled [m]	
1	1	I AM VOODOO Corey Sutherland	7	70.0 1000m	0:08.20 Overall	1:04.94 [1] (0:08.20)	0:56.74 [2] (0:10.64)	0:46.10 [3] (0:11.19)	0:34.91 [5] (0:11.41)	0:23.50 [3] (0:11.28)	0:12.22 [2] (0:12.22)	1:04.94	0:34.91	
2	9	CROWN GUINEA Bailey Wheeler	1	69.6 1000m	0:08.75 Overall	1:05.25 [2] (0:08.75)	0:56.50 [9] (0:10.61)	0:45.89 [9] (0:11.02)	0:34.87 [9] (0:11.29)	0:23.58 [7] (0:11.41)	0:12.17 [4] (0:12.17)	1.8L	0:34.87	+6
3	5	KING KRYPTOS Rob Thorburn	13	74.3 1000m	0:08.45 Overall	1:05.33 [3] (0:08.45)	0:56.88 [8] (0:10.14)	0:46.74 [1] (0:11.14)	0:35.60 [1] (0:11.38)	0:24.22 [1] (0:11.49)	0:12.73 [1] (0:12.73)	2.1L	0:35.60	+0
4	10	LES GIRLS Micheal Hellyer	8	69.3 1000m	0:08.12 Overall	1:05.59 [4] (0:08.12)	0:57.47 [1] (0:10.65)	0:46.82 [2] (0:11.12)	0:35.70 [2] (0:11.39)	0:24.31 [2] (0:11.71)	0:12.60 [3] (0:12.60)	3.6L	0:35.70	+2
5	8	BETTER LAD Dale Smith	4	70.9 1000m	0:08.89 Overall	1:05.78 [5] (0:08.89)	0:56.89 [10] (0:10.72)	0:46.17 [10] (0:10.96)	0:35.21 [10] (0:11.39)	0:23.82 [10] (0:11.60)	0:12.22 [7] (0:12.22)	4.6L	0:35.21	+5
6	6	ONE IN ALL Cody Collis	3	69.2 1000m	0:08.44 Overall	1:06.11 [6] (0:08.44)	0:57.67 [7] (0:10.52)	0:47.15 [6] (0:11.03)	0:36.12 [4] (0:11.54)	0:24.58 [4] (0:11.89)	0:12.69 [5] (0:12.69)	6.4L	0:36.12	-1
7	7	PABALLO Morgan Butler	6	68.1 1000m	0:08.23 Overall	1:06.12 [7] (0:08.23)	0:57.89 [3] (0:10.73)	0:47.16 [5] (0:11.24)	0:35.92 [7] (0:11.59)	0:24.33 [8] (0:11.85)	0:12.48 [9] (0:12.48)	6.5L	0:35.92	+4
8	12	TAMSIN Nikita Beriman	2	68.8 1000m	0:08.43 Overall	1:06.19 [8] (0:08.43)	0:57.76 [6] (0:10.61)	0:47.15 [8] (0:11.02)	0:36.13 [6] (0:11.53)	0:24.60 [5] (0:11.90)	0:12.70 [6] (0:12.70)	6.8L	0:36.13	-2
9	13	MOTTRAM Shania Willis	5	68.3 1000m	0:08.36 Overall	1:06.19 [9] (0:08.36)	0:57.83 [4] (0:10.65)	0:47.18 [7] (0:11.23)	0:35.95 [8] (0:11.56)	0:24.39 [9] (0:11.90)	0:12.49 [10] (0:12.49)	6.9L	0:35.95	+0
10	11	CAPTAIN ARTIE Karl Zechner	9	68.9 1000m	0:08.42 Overall	1:06.94 [10] (0:08.42)	0:58.52 [5] (0:10.47)	0:48.05 [4] (0:11.08)	0:36.97 [3] (0:11.64)	0:25.33 [6] (0:11.99)	0:13.34 [8] (0:13.34)	11.2L	0:36.97	+4

Scratched: Roconono (#3), Beachside Babe (#4), Keyboard (#2)

[] Ranking at each section and finish
 -:-:- No data available at this section
 NA No data available

SCN Saddle cloth number
 DNF Did not finish
 DNT Did not track



Horse/Jockey Name	I Am Voodoo
Final Rank	1
Fastest Section Time (Section)	0:08.20 (Overall)
Top Speed [km/h] (Section)	70.0 (1000m)
Race State	Finished



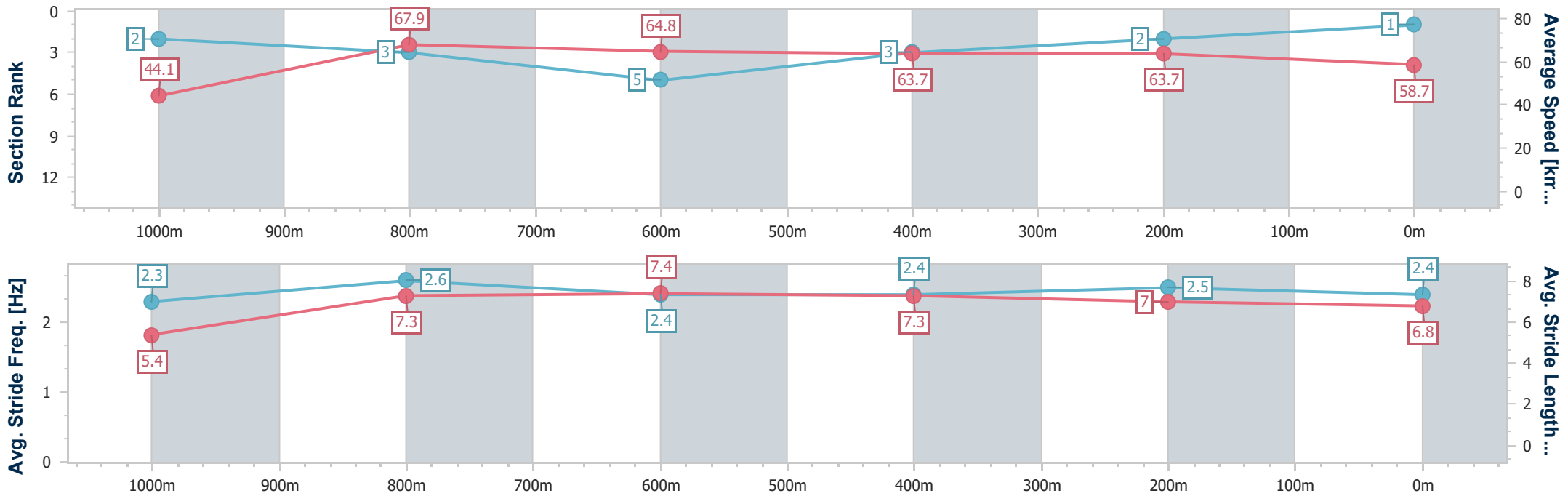
Sunshine Coast Poly Track QLD Professional
Race 7: INGHAMS FOODSERVICE BENCHMARK 58 Handicap - 1100m



11 August 2024 - 16:49

Track Rating: Synthetic, Weather: Overcast, Rail Position: True

Section	Overall	1000m	800m	600m	400m	200m
Section Times	1:04.94 [1] (0:08.20)	0:56.74 [2] (0:10.64)	0:46.10 [3] (0:11.19)	0:34.91 [5] (0:11.41)	0:23.50 [3] (0:11.28)	0:12.22 [2] (0:12.22)
Average Speed [km/h]	44.1	67.9	64.8	63.7	63.7	58.7
Top Speed [km/h]	65.1	70.0	67.3	65.1	65.1	62.7
Avg. Dist. to Rail [m]	9.8	5.6	1.8	1.0	4.2	6.9
Avg. Stride Freq. [Hz]	2.3	2.6	2.4	2.4	2.5	2.4
Avg. Stride Length [m]	5.4	7.3	7.4	7.3	7.0	6.8



- [] Ranking at each section and finish
- .-.- No data available at this section
- NA No data available



Horse/Jockey Name	Crown Guinea
Final Rank	2
Fastest Section Time (Section)	0:08.75 (Overall)
Top Speed [km/h] (Section)	69.6 (1000m)
Race State	Finished



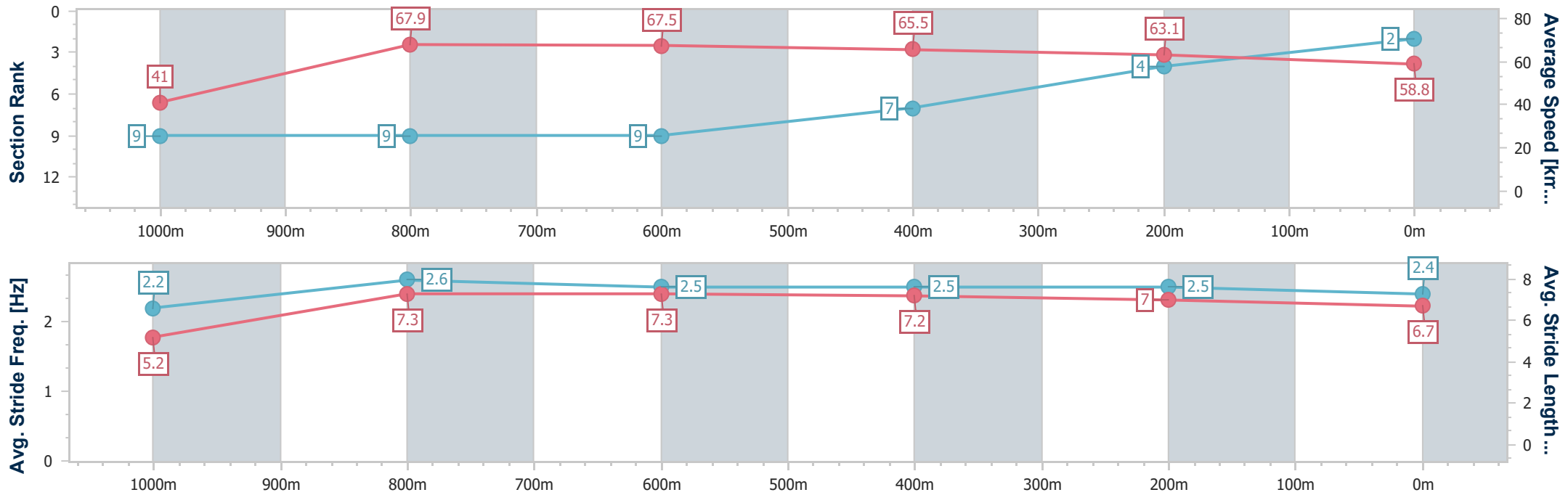
Sunshine Coast Poly Track QLD Professional
Race 7: INGHAMS FOODSERVICE BENCHMARK 58 Handicap - 1100m



11 August 2024 - 16:49

Track Rating: Synthetic, Weather: Overcast, Rail Position: True

Section	Overall	1000m	800m	600m	400m	200m
Section Times	1:05.25 [2] (0:08.75)	0:56.50 [9] (0:10.61)	0:45.89 [9] (0:11.02)	0:34.87 [9] (0:11.29)	0:23.58 [7] (0:11.41)	0:12.17 [4]
Average Speed [km/h]	41.0	67.9	67.5	65.5	63.1	58.8
Top Speed [km/h]	62.7	69.6	69.5	66.2	64.9	60.6
Avg. Dist. to Rail [m]	3.8	3.9	4.7	3.6	5.0	5.4
Avg. Stride Freq. [Hz]	2.2	2.6	2.5	2.5	2.5	2.4
Avg. Stride Length [m]	5.2	7.3	7.3	7.2	7.0	6.7



- [] Ranking at each section and finish
- .-.- No data available at this section
- NA No data available



Horse/Jockey Name	King Kryptos
Final Rank	3
Fastest Section Time (Section)	0:08.45 (Overall)
Top Speed [km/h] (Section)	74.3 (1000m)
Race State	Finished



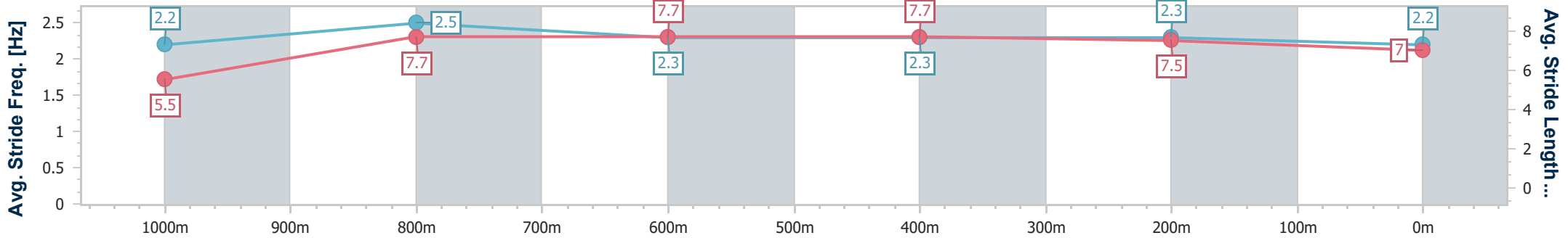
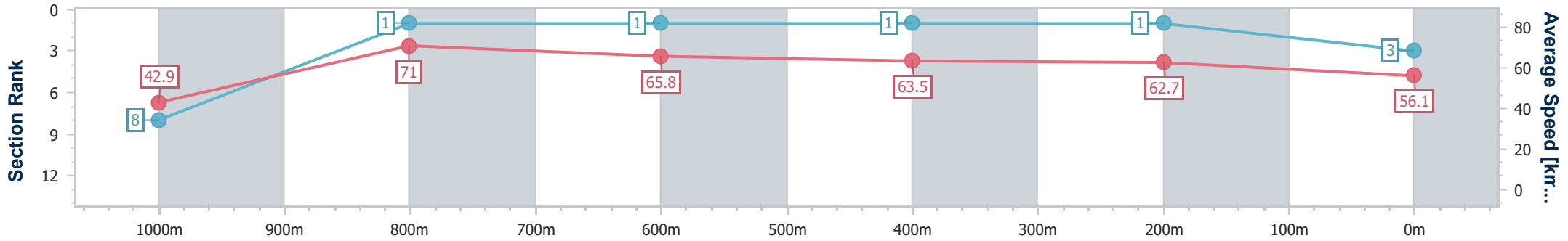
Sunshine Coast Poly Track QLD Professional
Race 7: INGHAMS FOODSERVICE BENCHMARK 58 Handicap - 1100m



11 August 2024 - 16:49

Track Rating: Synthetic, Weather: Overcast, Rail Position: True

Section	Overall	1000m	800m	600m	400m	200m
Section Times	1:05.33 [3] (0:08.45)	0:56.88 [8] (0:10.14)	0:46.74 [1] (0:11.14)	0:35.60 [1] (0:11.38)	0:24.22 [1] (0:11.49)	0:12.73 [1] (0:12.73)
Average Speed [km/h]	42.9	71.0	65.8	63.5	62.7	56.1
Top Speed [km/h]	66.5	74.3	70.2	64.9	63.9	60.2
Avg. Dist. to Rail [m]	13.6	7.6	2.2	0.7	0.9	0.4
Avg. Stride Freq. [Hz]	2.2	2.5	2.3	2.3	2.3	2.2
Avg. Stride Length [m]	5.5	7.7	7.7	7.7	7.5	7.0



- [] Ranking at each section and finish
- .-.- No data available at this section
- NA No data available



Horse/Jockey Name	Les Girls
Final Rank	4
Fastest Section Time (Section)	0:08.12 (Overall)
Top Speed [km/h] (Section)	69.3 (1000m)
Race State	Finished



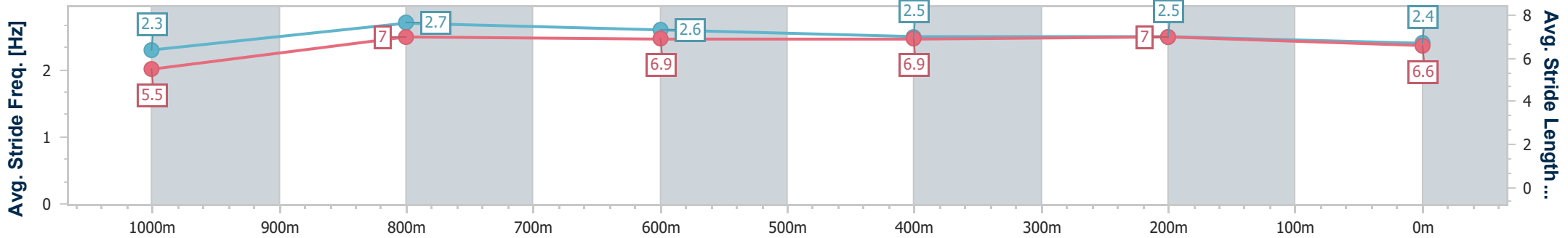
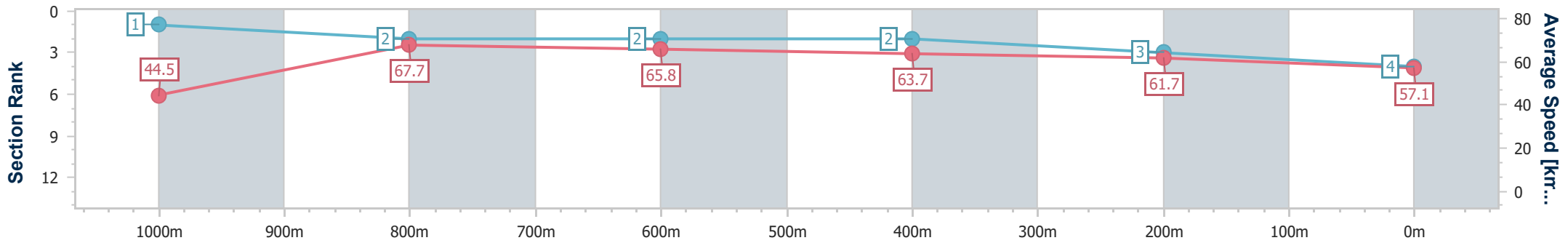
Sunshine Coast Poly Track QLD Professional
Race 7: INGHAMS FOODSERVICE BENCHMARK 58 Handicap - 1100m



11 August 2024 - 16:49

Track Rating: Synthetic, Weather: Overcast, Rail Position: True

Section	Overall	1000m	800m	600m	400m	200m
Section Times	1:05.59 [4] (0:08.12)	0:57.47 [1] (0:10.65)	0:46.82 [2] (0:11.12)	0:35.70 [2] (0:11.39)	0:24.31 [2] (0:11.71)	0:12.60 [3] (0:12.60)
Average Speed [km/h]	44.5	67.7	65.8	63.7	61.7	57.1
Top Speed [km/h]	65.4	69.3	67.9	64.7	64.2	59.5
Avg. Dist. to Rail [m]	10.1	6.5	2.5	1.2	3.4	4.0
Avg. Stride Freq. [Hz]	2.3	2.7	2.6	2.5	2.5	2.4
Avg. Stride Length [m]	5.5	7.0	6.9	6.9	7.0	6.6



- [] Ranking at each section and finish
- .-.- No data available at this section
- NA No data available



Horse/Jockey Name	Better Lad
Final Rank	5
Fastest Section Time (Section)	0:08.89 (Overall)
Top Speed [km/h] (Section)	70.9 (1000m)
Race State	Finished



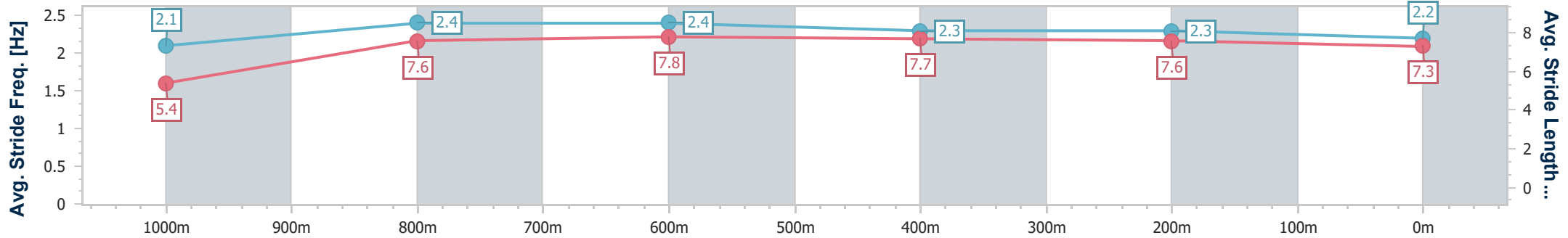
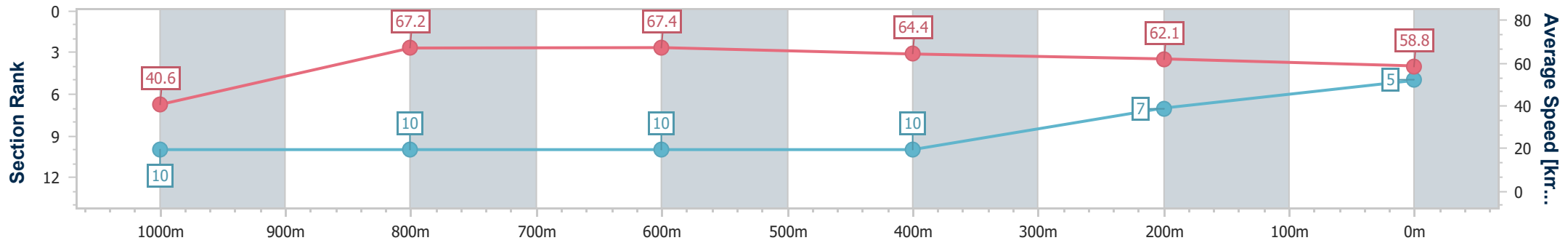
Sunshine Coast Poly Track QLD Professional
 Race 7: INGHAMS FOODSERVICE BENCHMARK 58 Handicap - 1100m



11 August 2024 - 16:49

Track Rating: Synthetic, Weather: Overcast, Rail Position: True

Section	Overall	1000m	800m	600m	400m	200m
Section Times	1:05.78 [5] (0:08.89)	0:56.89 [10] (0:10.72)	0:46.17 [10] (0:10.96)	0:35.21 [10] (0:11.39)	0:23.82 [10] (0:11.60)	0:12.22 [7] (0:12.22)
Average Speed [km/h]	40.6	67.2	67.4	64.4	62.1	58.8
Top Speed [km/h]	61.6	70.9	68.8	65.0	63.3	61.1
Avg. Dist. to Rail [m]	6.7	5.3	3.2	2.9	6.3	5.2
Avg. Stride Freq. [Hz]	2.1	2.4	2.4	2.3	2.3	2.2
Avg. Stride Length [m]	5.4	7.6	7.8	7.7	7.6	7.3



- [] Ranking at each section and finish
- .-.- No data available at this section
- NA No data available



Horse/Jockey Name	One In All
Final Rank	6
Fastest Section Time (Section)	0:08.44 (Overall)
Top Speed [km/h] (Section)	69.2 (1000m)
Race State	Finished



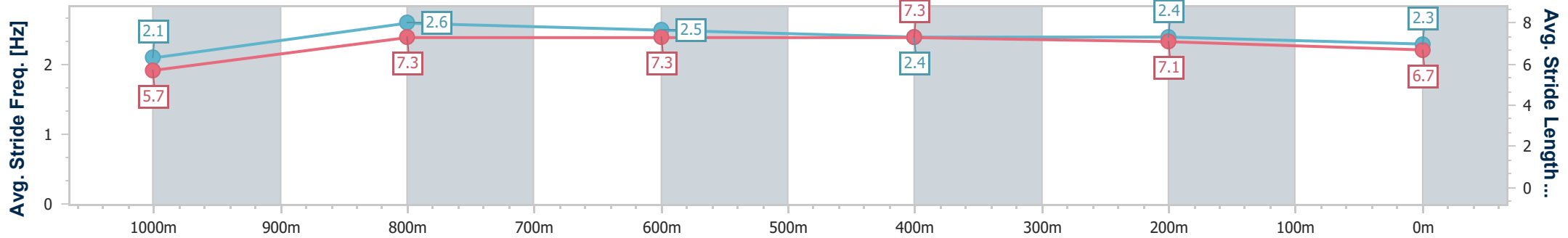
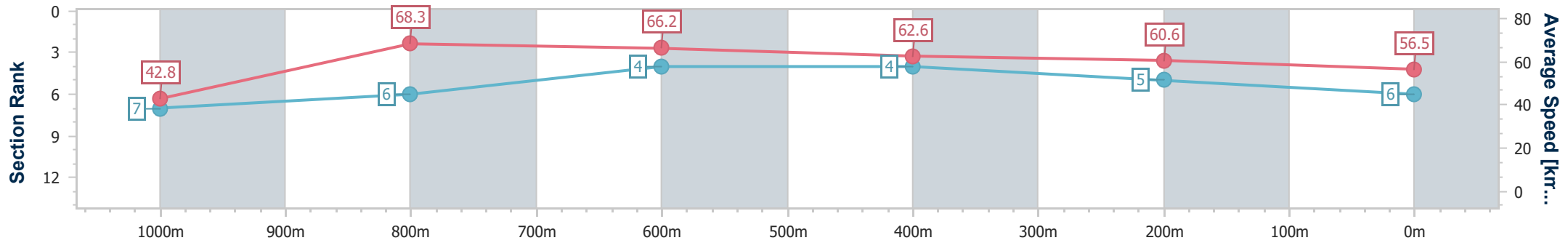
Sunshine Coast Poly Track QLD Professional
Race 7: INGHAMS FOODSERVICE BENCHMARK 58 Handicap - 1100m



11 August 2024 - 16:49

Track Rating: Synthetic, Weather: Overcast, Rail Position: True

Section	Overall	1000m	800m	600m	400m	200m
Section Times	1:06.11 [6] (0:08.44)	0:57.67 [7] (0:10.52)	0:47.15 [6] (0:11.03)	0:36.12 [4] (0:11.54)	0:24.58 [4] (0:11.89)	0:12.69 [5] (0:12.69)
Average Speed [km/h]	42.8	68.3	66.2	62.6	60.6	56.5
Top Speed [km/h]	63.9	69.2	68.9	64.0	62.1	58.7
Avg. Dist. to Rail [m]	5.0	3.1	2.0	0.6	1.2	1.2
Avg. Stride Freq. [Hz]	2.1	2.6	2.5	2.4	2.4	2.3
Avg. Stride Length [m]	5.7	7.3	7.3	7.3	7.1	6.7



- [] Ranking at each section and finish
- .-.- No data available at this section
- NA No data available



Horse/Jockey Name	Paballo
Final Rank	7
Fastest Section Time (Section)	0:08.23 (Overall)
Top Speed [km/h] (Section)	68.1 (1000m)
Race State	Finished



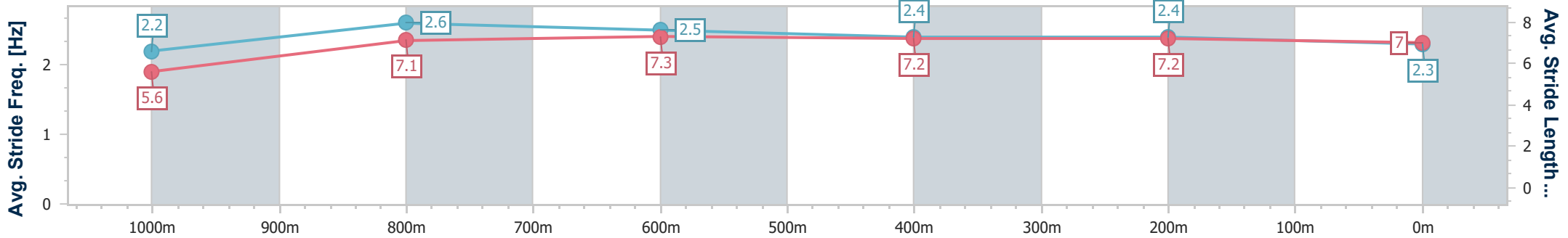
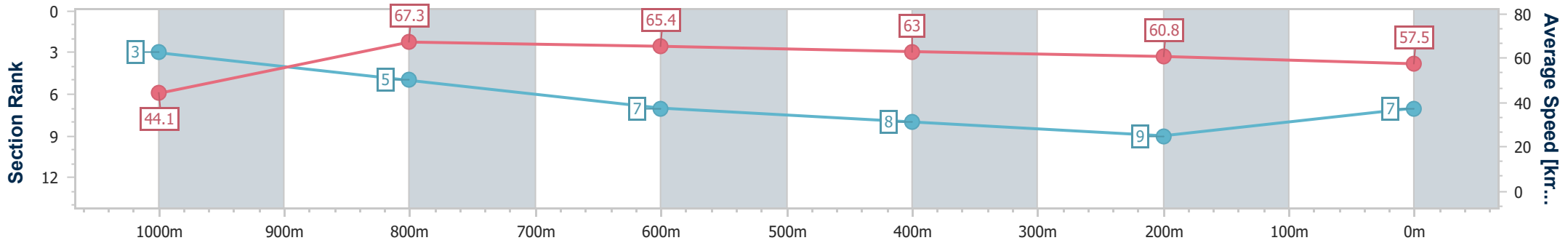
Sunshine Coast Poly Track QLD Professional
Race 7: INGHAMS FOODSERVICE BENCHMARK 58 Handicap - 1100m



11 August 2024 - 16:49

Track Rating: Synthetic, Weather: Overcast, Rail Position: True

Section	Overall	1000m	800m	600m	400m	200m
Section Times	1:06.12 [7] (0:08.23)	0:57.89 [3] (0:10.73)	0:47.16 [5] (0:11.24)	0:35.92 [7] (0:11.59)	0:24.33 [8] (0:11.85)	0:12.48 [9] (0:12.48)
Average Speed [km/h]	44.1	67.3	65.4	63.0	60.8	57.5
Top Speed [km/h]	64.0	68.1	66.2	64.7	62.3	59.6
Avg. Dist. to Rail [m]	8.4	4.8	3.1	2.2	4.2	4.0
Avg. Stride Freq. [Hz]	2.2	2.6	2.5	2.4	2.4	2.3
Avg. Stride Length [m]	5.6	7.1	7.3	7.2	7.2	7.0



- [] Ranking at each section and finish
- .-.- No data available at this section
- NA No data available



Horse/Jockey Name	Tamsin
Final Rank	8
Fastest Section Time (Section)	0:08.43 (Overall)
Top Speed [km/h] (Section)	68.8 (1000m)
Race State	Finished



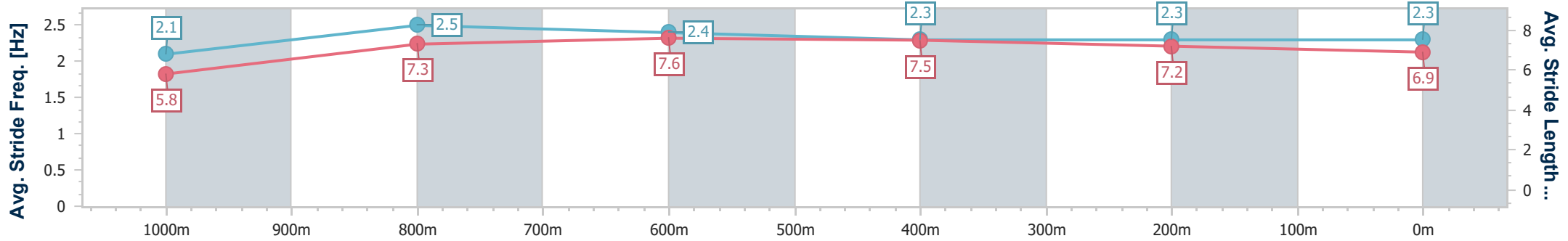
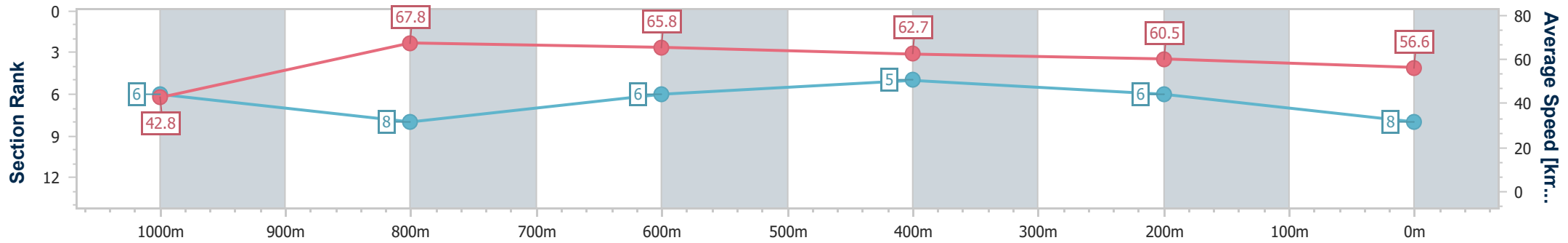
Sunshine Coast Poly Track QLD Professional
Race 7: INGHAMS FOODSERVICE BENCHMARK 58 Handicap - 1100m



11 August 2024 - 16:49

Track Rating: Synthetic, Weather: Overcast, Rail Position: True

Section	Overall	1000m	800m	600m	400m	200m
Section Times	1:06.19 [8] (0:08.43)	0:57.76 [6] (0:10.61)	0:47.15 [8] (0:11.02)	0:36.13 [6] (0:11.53)	0:24.60 [5] (0:11.90)	0:12.70 [6] (0:12.70)
Average Speed [km/h]	42.8	67.8	65.8	62.7	60.5	56.6
Top Speed [km/h]	64.3	68.8	68.1	63.4	61.8	58.9
Avg. Dist. to Rail [m]	3.9	2.3	0.8	0.7	0.5	0.4
Avg. Stride Freq. [Hz]	2.1	2.5	2.4	2.3	2.3	2.3
Avg. Stride Length [m]	5.8	7.3	7.6	7.5	7.2	6.9



- [] Ranking at each section and finish
- .-.- No data available at this section
- NA No data available



Horse/Jockey Name	Mottram
Final Rank	9
Fastest Section Time (Section)	0:08.36 (Overall)
Top Speed [km/h] (Section)	68.3 (1000m)
Race State	Finished



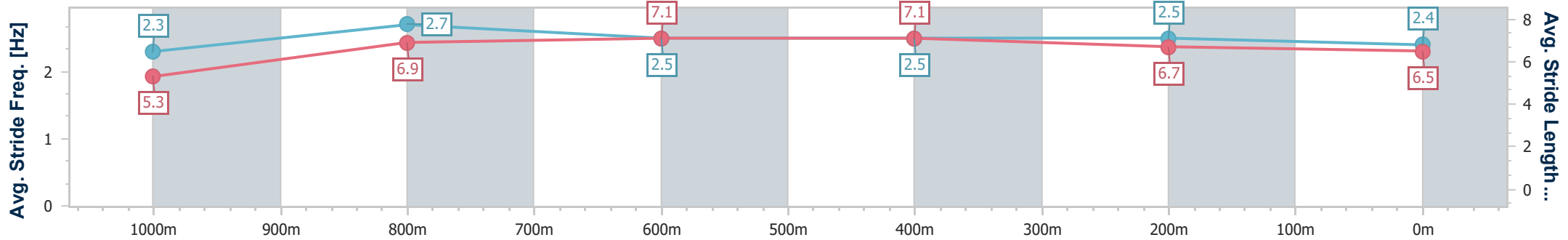
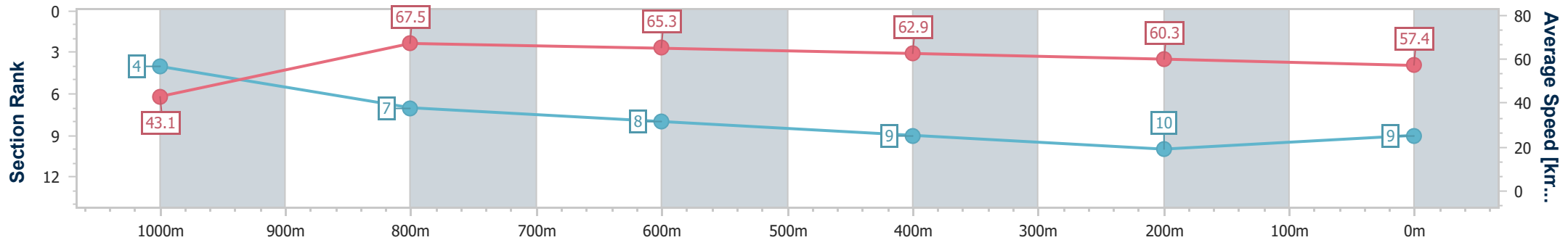
Sunshine Coast Poly Track QLD Professional
Race 7: INGHAMS FOODSERVICE BENCHMARK 58 Handicap - 1100m



11 August 2024 - 16:49

Track Rating: Synthetic, Weather: Overcast, Rail Position: True

Section	Overall	1000m	800m	600m	400m	200m
Section Times	1:06.19 [9] (0:08.36)	0:57.83 [4] (0:10.65)	0:47.18 [7] (0:11.23)	0:35.95 [8] (0:11.56)	0:24.39 [9] (0:11.90)	0:12.49 [10] (0:12.49)
Average Speed [km/h]	43.1	67.5	65.3	62.9	60.3	57.4
Top Speed [km/h]	66.1	68.3	67.2	63.6	61.1	60.0
Avg. Dist. to Rail [m]	7.0	3.9	2.4	1.2	3.7	4.1
Avg. Stride Freq. [Hz]	2.3	2.7	2.5	2.5	2.5	2.4
Avg. Stride Length [m]	5.3	6.9	7.1	7.1	6.7	6.5



- [] Ranking at each section and finish
- .-.- No data available at this section
- NA No data available



Horse/Jockey Name	Captain Artie
Final Rank	10
Fastest Section Time (Section)	0:08.42 (Overall)
Top Speed [km/h] (Section)	68.9 (1000m)
Race State	Finished



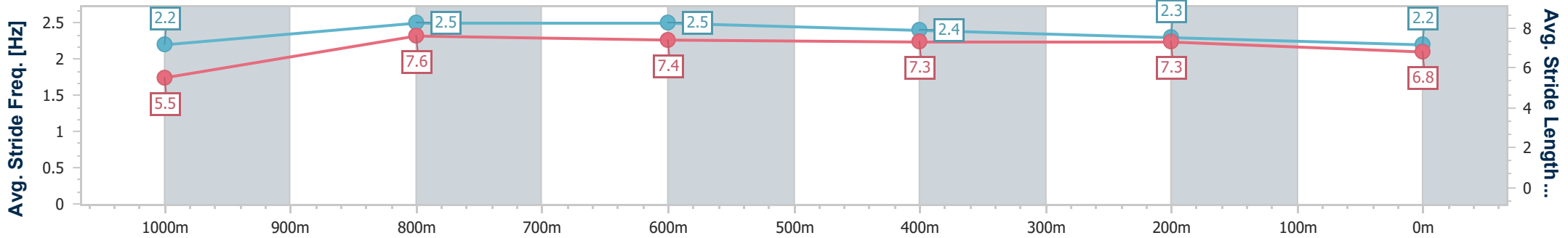
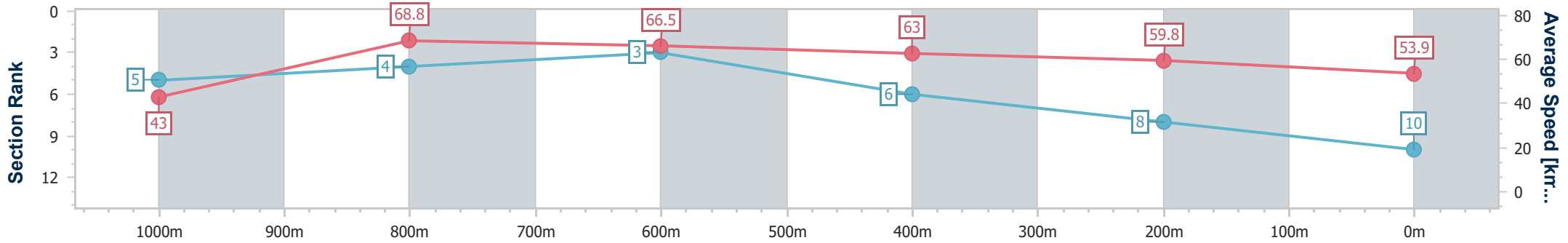
Sunshine Coast Poly Track QLD Professional
Race 7: INGHAMS FOODSERVICE BENCHMARK 58 Handicap - 1100m



11 August 2024 - 16:49

Track Rating: Synthetic, Weather: Overcast, Rail Position: True

Section	Overall	1000m	800m	600m	400m	200m
Section Times	1:06.94 [10] (0:08.42)	0:58.52 [5] (0:10.47)	0:48.05 [4] (0:11.08)	0:36.97 [3] (0:11.64)	0:25.33 [6] (0:11.99)	0:13.34 [8] (0:13.34)
Average Speed [km/h]	43.0	68.8	66.5	63.0	59.8	53.9
Top Speed [km/h]	65.9	68.9	68.7	63.4	62.0	57.9
Avg. Dist. to Rail [m]	11.2	5.4	3.0	2.5	1.8	0.5
Avg. Stride Freq. [Hz]	2.2	2.5	2.5	2.4	2.3	2.2
Avg. Stride Length [m]	5.5	7.6	7.4	7.3	7.3	6.8



- [] Ranking at each section and finish
- .-.- No data available at this section
- NA No data available