



Toowoomba QLD Professional
Race 2: TOOWOOMBA HOSPITAL EMERGENCY DEPARTMENT
BENCHMARK 58 Handicap - 1100m
10 August 2024 - 18:17



Track Rating: Good 4, Weather: Fine, Rail Position: +2.5m Entire

Section		Field Times											Last 600m	
		Overall	1000m	800m	600m	400m	200m						0:35.03	
		1:05.85 (0:08.23)	0:57.62 (0:11.15)	0:46.47 (0:11.44)	0:35.03 (0:11.60)	0:23.43 (0:11.47)	0:11.96 (0:11.96)							
Rank	TAB	Horse/Jockey	Barrier	Top Speed [km/h]	Fastest Section								Margin	Distance Travelled [m]
1	1	SMILING ZAC Mitch Stapleford	3	68.2	0:08.51	1:05.85 [1] (0:08.51)	0:57.34 [2] (0:11.10)	0:46.24 [2] (0:11.30)	0:34.94 [2] (0:11.54)	0:23.40 [2] (0:11.44)	0:11.96 [1] (0:11.96)	1:05.85	0:34.94	
2	11	BUTT HEADS Nozi Tomizawa	5	66.8	0:08.70	1:06.30 [2] (0:08.70)	0:57.60 [7] (0:11.12)	0:46.48 [6] (0:11.33)	0:35.15 [5] (0:11.48)	0:23.67 [3] (0:11.50)	0:12.17 [3] (0:12.17)	2.5L	0:35.15	+1
3	12	IT'S HELLS BELLS Karl Zechner	1	65.9	0:08.52	1:06.34 [3] (0:08.52)	0:57.82 [3] (0:11.10)	0:46.72 [3] (0:11.48)	0:35.24 [4] (0:11.53)	0:23.71 [3] (0:11.59)	0:12.12 [4] (0:12.12)	2.7L	0:35.24	-7
4	10	RECANATI Nathan Fazackerley	11	67.2	0:08.23	1:06.34 [4] (0:08.23)	0:58.11 [1] (0:11.15)	0:46.96 [1] (0:11.44)	0:35.52 [1] (0:11.60)	0:23.92 [1] (0:11.53)	0:12.39 [2] (0:12.39)	2.8L	0:35.52	-3
5	3	CONNEWARRE Paul Hamblin	13	67.3	0:08.73	1:06.52 [5] (0:08.73)	0:57.79 [8] (0:11.25)	0:46.54 [8] (0:11.62)	0:34.92 [9] (0:11.65)	0:23.27 [10] (0:11.65)	0:11.62 [6] (0:11.62)	3.8L	0:34.92	+6
6	14	BOOM BOOM BELLA Dylan Bennett	9	65.3	0:08.82	1:06.89 [6] (0:08.82)	0:58.07 [11] (0:11.65)	0:46.42 [12] (0:11.35)	0:35.07 [11] (0:11.49)	0:23.58 [11] (0:11.57)	0:12.01 [5] (0:12.01)	5.8L	0:35.07	+1
7	7	FIRST PEOPLES Wayne O'Connell	14	65.7	0:08.57	1:07.08 [7] (0:08.57)	0:58.51 [6] (0:11.87)	0:46.64 [11] (0:11.62)	0:35.02 [12] (0:11.58)	0:23.44 [12] (0:11.45)	0:11.99 [8] (0:11.99)	6.8L	0:35.02	+12
8	13	ELECTRIC ARROW Kenji Yoshida	4	67.5	0:08.94	1:07.10 [8] (0:08.94)	0:58.16 [12] (0:11.12)	0:47.04 [9] (0:11.28)	0:35.76 [8] (0:11.80)	0:23.96 [8] (0:12.20)	0:11.76 [11] (0:11.76)	6.9L	0:35.76	-1
9	5	CHAPPAQUIDDICK Luke Tarrant	2	65.8	0:08.73	1:07.40 [9] (0:08.73)	0:58.67 [8] (0:11.12)	0:47.55 [7] (0:11.43)	0:36.12 [7] (0:11.77)	0:24.35 [7] (0:12.02)	0:12.33 [7] (0:12.33)	8.4L	0:36.12	-5
10	15	HAVA CRAICIN TIME Montanna Savva	8	66.0	0:09.09	1:07.50 [10] (0:09.09)	0:58.41 [13] (0:11.22)	0:47.19 [10] (0:11.37)	0:35.82 [10] (0:11.56)	0:24.26 [9] (0:11.99)	0:12.27 [10] (0:12.27)	8.9L	0:35.82	-9

Scratched: Rothero Essgee (#17), Discerning (#6), Templemore (#9), Annakuri (#18), Roconono (#8)

[] Ranking at each section and finish
 -:-:- No data available at this section
 NA No data available

SCN Saddle cloth number
 DNF Did not finish
 DNT Did not track



Toowoomba QLD Professional
Race 2: TOOWOOMBA HOSPITAL EMERGENCY DEPARTMENT
BENCHMARK 58 Handicap - 1100m
10 August 2024 - 18:17



Track Rating: Good 4, Weather: Fine, Rail Position: +2.5m Entire

Section		Overall	1000m	800m	600m	400m	200m	Last 600m					
Field Times		1:05.85 (0:08.23)	0:57.62 (0:11.15)	0:46.47 (0:11.44)	0:35.03 (0:11.60)	0:23.43 (0:11.47)	0:11.96 (0:11.96)	0:35.03					
Rank	TAB Horse/Jockey	Barrier	Top Speed [km/h]	Fastest Section	Margin							Distance Travelled [m]	
11	16 HEART OF KINGS Shania Willis	10	67.2 1000m	0:08.54 Overall	1:07.68 [11] (0:08.54)	0:59.14 [4] (0:11.19)	0:47.95 [4] (0:11.42)	0:36.53 [5] (0:11.84)	0:24.69 [5] (0:12.11)	0:12.58 [9] (0:12.58)	9.9L	0:36.53	+2
12	2 BARRYMORE Dan McGillivray	12	64.2 600m	0:08.81 Overall	1:07.98 [12] (0:08.81)	0:59.17 [10] (0:11.72)	0:47.45 [13] (0:11.63)	0:35.82 [13] (0:11.56)	0:24.26 [13] (0:11.86)	0:12.40 [13] (0:12.40)	11.7L	0:35.82	-2
13	4 KEYBOARD Landan Sykes	17	66.7 1000m	0:08.56 Overall	1:08.61 [13] (0:08.56)	1:00.05 [5] (0:11.20)	0:48.85 [5] (0:11.30)	0:37.55 [3] (0:11.95)	0:25.60 [6] (0:12.38)	0:13.22 [12] (0:13.22)	15.2L	0:37.55	+6

Scratched: Rothero Essgee (#17), Discerning (#6), Templemore (#9), Annakuri (#18), Roconono (#8)

[] Ranking at each section and finish
 -:-:-:- No data available at this section
 NA No data available

SCN Saddle cloth number
 DNF Did not finish
 DNT Did not track



Horse/Jockey Name	Smiling Zac
Final Rank	1
Fastest Section Time (Section)	0:08.51 (Overall)
Top Speed [km/h] (Section)	68.2 (1000m)
Race State	Finished



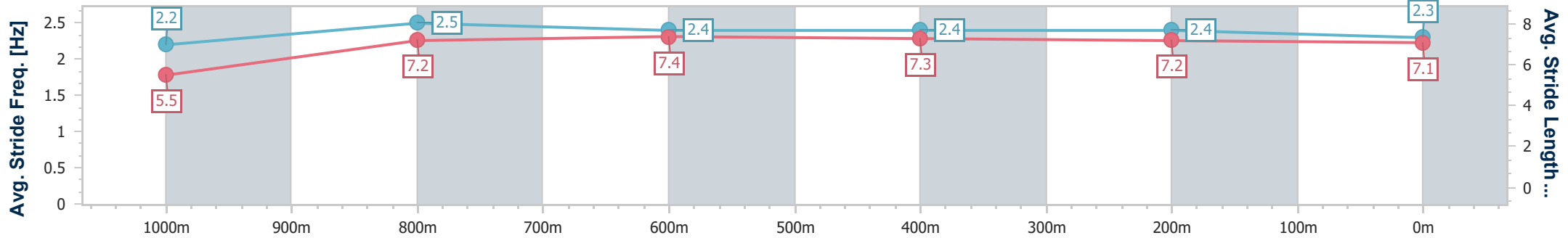
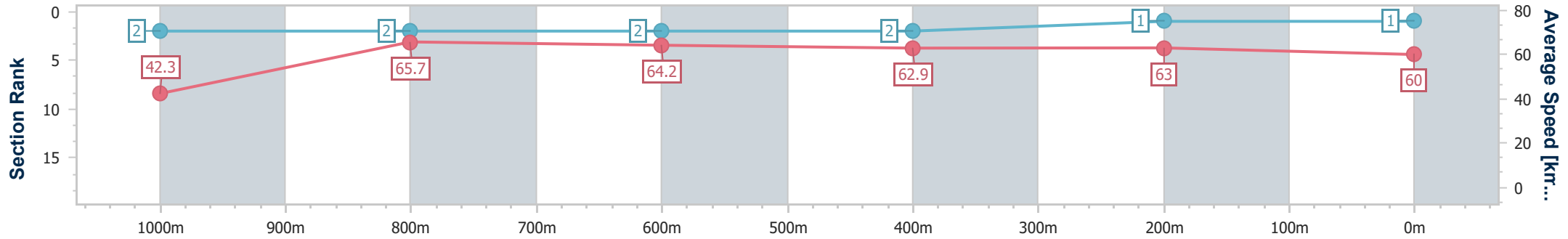
Toowoomba QLD Professional
 Race 2: TOOWOOMBA HOSPITAL EMERGENCY DEPARTMENT
 BENCHMARK 58 Handicap - 1100m



10 August 2024 - 18:17

Track Rating: Good 4, Weather: Fine, Rail Position: +2.5m Entire

Section	Overall	1000m	800m	600m	400m	200m
Section Times	1:05.85 [1] (0:08.51)	0:57.34 [2] (0:11.10)	0:46.24 [2] (0:11.30)	0:34.94 [2] (0:11.54)	0:23.40 [2] (0:11.44)	0:11.96 [1] (0:11.96)
Average Speed [km/h]	42.3	65.7	64.2	62.9	63.0	60.0
Top Speed [km/h]	64.3	68.2	65.6	65.2	64.1	61.4
Avg. Dist. to Rail [m]	4.0	3.1	2.6	1.6	0.7	2.5
Avg. Stride Freq. [Hz]	2.2	2.5	2.4	2.4	2.4	2.3
Avg. Stride Length [m]	5.5	7.2	7.4	7.3	7.2	7.1



- [] Ranking at each section and finish
- .-.- No data available at this section
- NA No data available



Horse/Jockey Name	Butt Heads
Final Rank	2
Fastest Section Time (Section)	0:08.70 (Overall)
Top Speed [km/h] (Section)	66.8 (1000m)
Race State	Finished



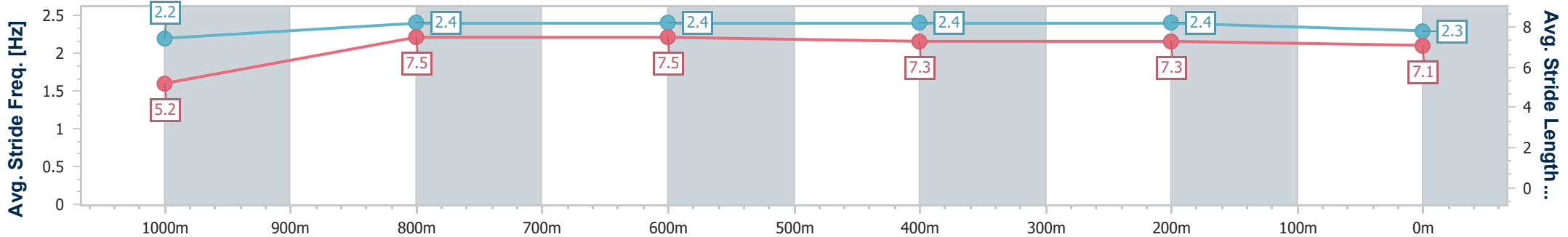
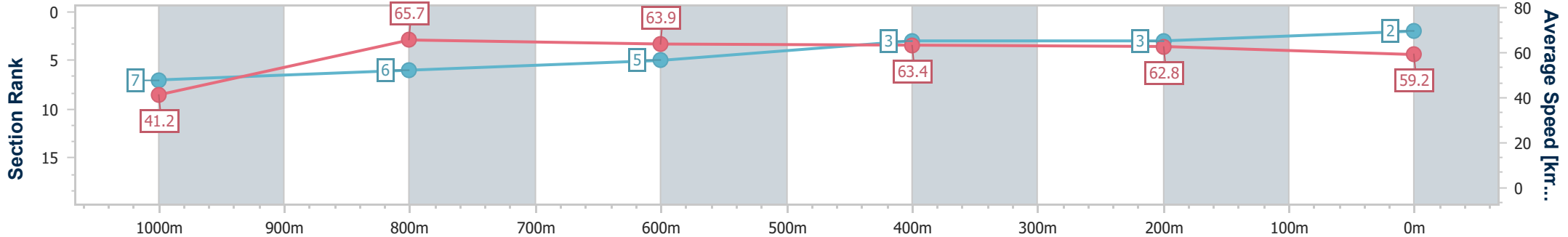
Toowoomba QLD Professional
 Race 2: TOOWOOMBA HOSPITAL EMERGENCY DEPARTMENT
 BENCHMARK 58 Handicap - 1100m



10 August 2024 - 18:17

Track Rating: Good 4, Weather: Fine, Rail Position: +2.5m Entire

Section	Overall	1000m	800m	600m	400m	200m
Section Times	1:06.30 [2] (0:08.70)	0:57.60 [7] (0:11.12)	0:46.48 [6] (0:11.33)	0:35.15 [5] (0:11.48)	0:23.67 [3] (0:11.50)	0:12.17 [3] (0:12.17)
Average Speed [km/h]	41.2	65.7	63.9	63.4	62.8	59.2
Top Speed [km/h]	63.6	66.8	65.3	64.5	63.7	61.8
Avg. Dist. to Rail [m]	5.1	3.3	2.9	1.5	1.4	2.5
Avg. Stride Freq. [Hz]	2.2	2.4	2.4	2.4	2.4	2.3
Avg. Stride Length [m]	5.2	7.5	7.5	7.3	7.3	7.1



- [] Ranking at each section and finish
- .-.- No data available at this section
- NA No data available



Horse/Jockey Name	It's Hells Bells
Final Rank	3
Fastest Section Time (Section)	0:08.52 (Overall)
Top Speed [km/h] (Section)	65.9 (1000m)
Race State	Finished



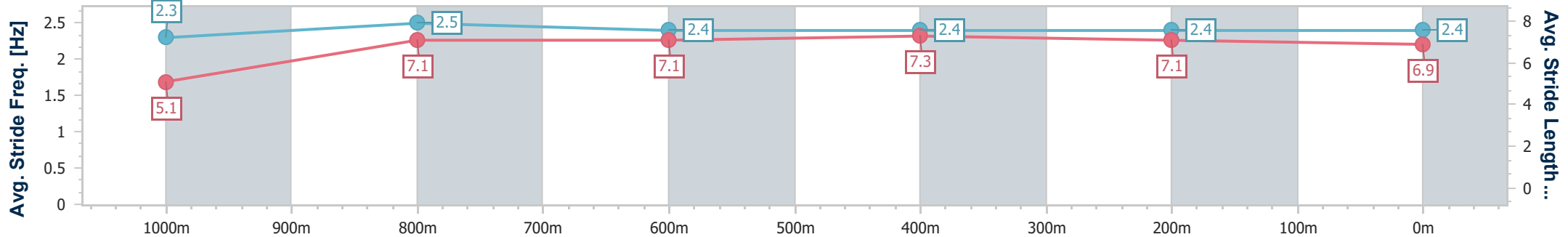
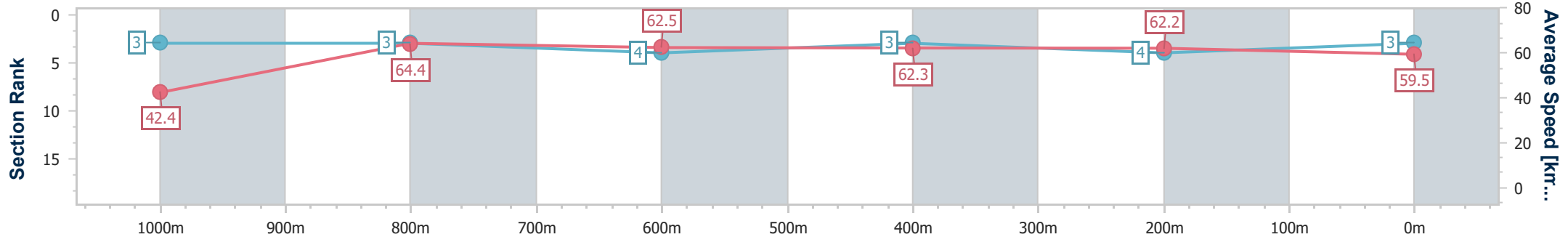
Toowoomba QLD Professional
 Race 2: TOOWOOMBA HOSPITAL EMERGENCY DEPARTMENT
 BENCHMARK 58 Handicap - 1100m



10 August 2024 - 18:17

Track Rating: Good 4, Weather: Fine, Rail Position: +2.5m Entire

Section	Overall	1000m	800m	600m	400m	200m
Section Times	1:06.34 [3] (0:08.52)	0:57.82 [3] (0:11.10)	0:46.72 [3] (0:11.48)	0:35.24 [4] (0:11.53)	0:23.71 [3] (0:11.59)	0:12.12 [4] (0:12.12)
Average Speed [km/h]	42.4	64.4	62.5	62.3	62.2	59.5
Top Speed [km/h]	62.8	65.9	64.4	63.8	63.2	61.4
Avg. Dist. to Rail [m]	3.0	2.1	1.0	0.6	0.7	0.9
Avg. Stride Freq. [Hz]	2.3	2.5	2.4	2.4	2.4	2.4
Avg. Stride Length [m]	5.1	7.1	7.1	7.3	7.1	6.9



- [] Ranking at each section and finish
- .-.- No data available at this section
- NA No data available



Horse/Jockey Name	Recanati
Final Rank	4
Fastest Section Time (Section)	0:08.23 (Overall)
Top Speed [km/h] (Section)	67.2 (1000m)
Race State	Finished



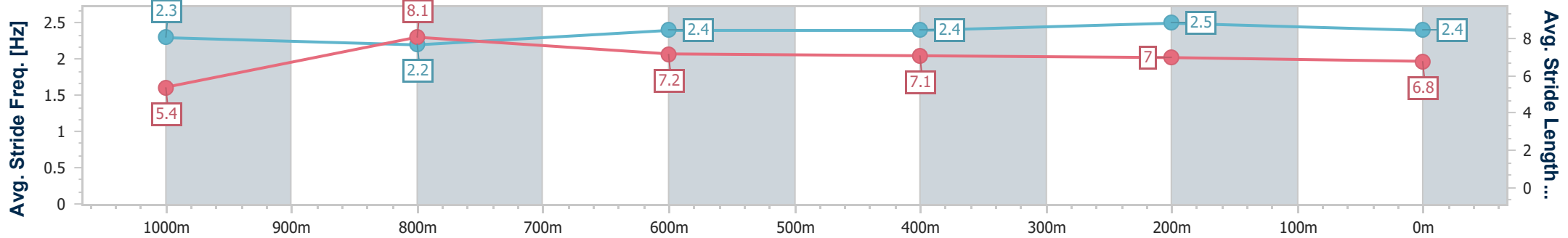
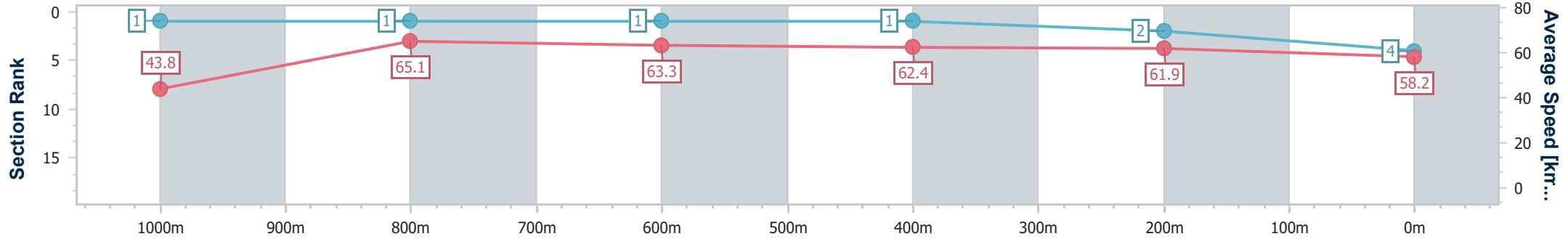
Toowoomba QLD Professional
 Race 2: TOOWOOMBA HOSPITAL EMERGENCY DEPARTMENT
 BENCHMARK 58 Handicap - 1100m



10 August 2024 - 18:17

Track Rating: Good 4, Weather: Fine, Rail Position: +2.5m Entire

Section	Overall	1000m	800m	600m	400m	200m
Section Times	1:06.34 [4] (0:08.23)	0:58.11 [1] (0:11.15)	0:46.96 [1] (0:11.44)	0:35.52 [1] (0:11.60)	0:23.92 [1] (0:11.53)	0:12.39 [2] (0:12.39)
Average Speed [km/h]	43.8	65.1	63.3	62.4	61.9	58.2
Top Speed [km/h]	63.4	67.2	64.8	63.6	63.2	60.4
Avg. Dist. to Rail [m]	8.0	3.5	2.4	0.8	1.6	0.5
Avg. Stride Freq. [Hz]	2.3	2.2	2.4	2.4	2.5	2.4
Avg. Stride Length [m]	5.4	8.1	7.2	7.1	7.0	6.8



- [] Ranking at each section and finish
- .-.- No data available at this section
- NA No data available



Horse/Jockey Name	Connewarre
Final Rank	5
Fastest Section Time (Section)	0:08.73 (Overall)
Top Speed [km/h] (Section)	67.3 (1000m)
Race State	Finished



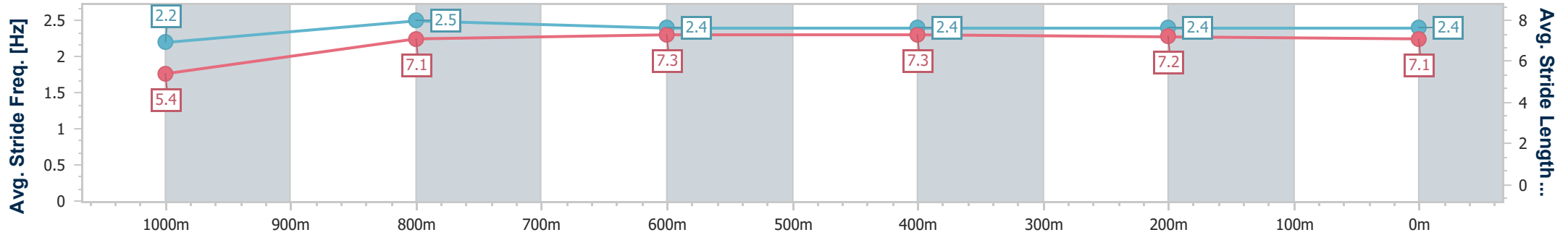
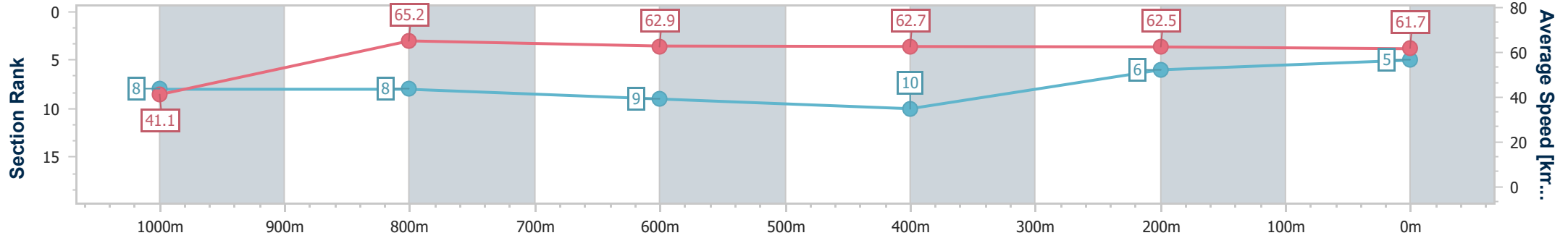
Toowoomba QLD Professional
 Race 2: TOOWOOMBA HOSPITAL EMERGENCY DEPARTMENT
 BENCHMARK 58 Handicap - 1100m



10 August 2024 - 18:17

Track Rating: Good 4, Weather: Fine, Rail Position: +2.5m Entire

Section	Overall	1000m	800m	600m	400m	200m
Section Times	1:06.52 [5] (0:08.73)	0:57.79 [8] (0:11.25)	0:46.54 [8] (0:11.62)	0:34.92 [9] (0:11.65)	0:23.27 [10] (0:11.65)	0:11.62 [6] (0:11.62)
Average Speed [km/h]	41.1	65.2	62.9	62.7	62.5	61.7
Top Speed [km/h]	63.5	67.3	64.4	63.8	63.9	63.4
Avg. Dist. to Rail [m]	9.6	5.0	3.9	2.8	3.8	4.0
Avg. Stride Freq. [Hz]	2.2	2.5	2.4	2.4	2.4	2.4
Avg. Stride Length [m]	5.4	7.1	7.3	7.3	7.2	7.1



- [] Ranking at each section and finish
- .-.- No data available at this section
- NA No data available



Horse/Jockey Name	Boom Boom Bella
Final Rank	6
Fastest Section Time (Section)	0:08.82 (Overall)
Top Speed [km/h] (Section)	65.3 (800m)
Race State	Finished



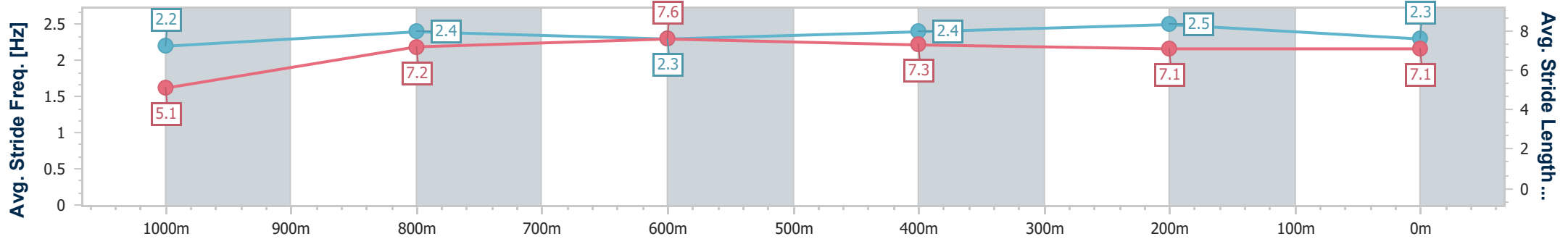
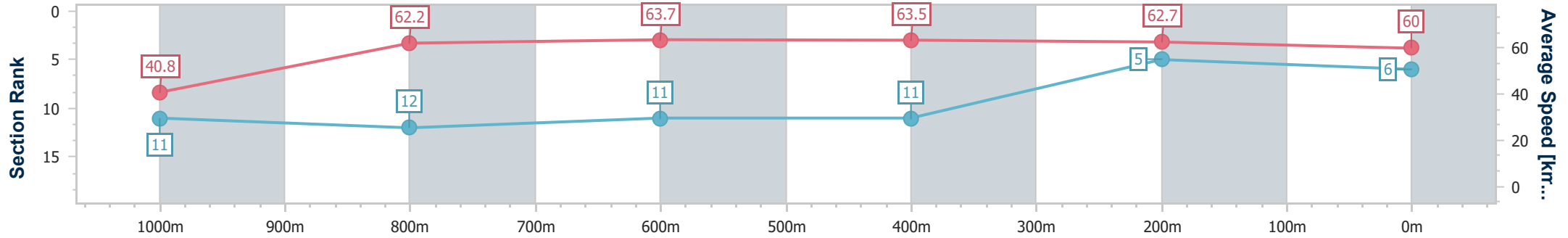
Toowoomba QLD Professional
 Race 2: TOOWOOMBA HOSPITAL EMERGENCY DEPARTMENT
 BENCHMARK 58 Handicap - 1100m



10 August 2024 - 18:17

Track Rating: Good 4, Weather: Fine, Rail Position: +2.5m Entire

Section	Overall	1000m	800m	600m	400m	200m
Section Times	1:06.89 [6] (0:08.82)	0:58.07 [11] (0:11.65)	0:46.42 [12] (0:11.35)	0:35.07 [11] (0:11.49)	0:23.58 [11] (0:11.57)	0:12.01 [5] (0:12.01)
Average Speed [km/h]	40.8	62.2	63.7	63.5	62.7	60.0
Top Speed [km/h]	60.2	63.8	65.3	65.1	63.8	62.5
Avg. Dist. to Rail [m]	5.4	1.6	1.8	2.6	3.2	4.2
Avg. Stride Freq. [Hz]	2.2	2.4	2.3	2.4	2.5	2.3
Avg. Stride Length [m]	5.1	7.2	7.6	7.3	7.1	7.1



- [] Ranking at each section and finish
- .-.- No data available at this section
- NA No data available



Horse/Jockey Name	First Peoples
Final Rank	7
Fastest Section Time (Section)	0:08.57 (Overall)
Top Speed [km/h] (Section)	65.7 (600m)
Race State	Finished



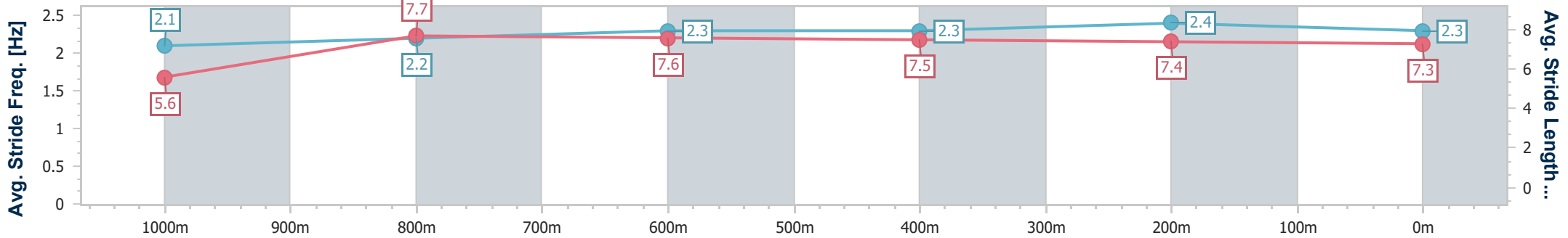
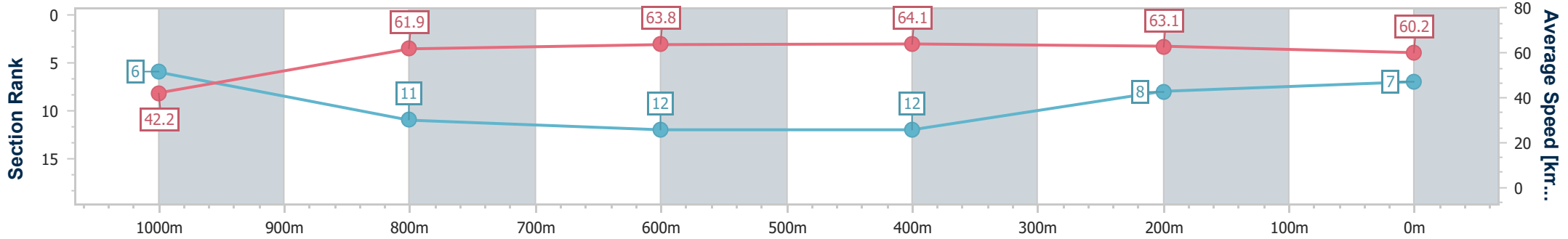
Toowoomba QLD Professional
 Race 2: TOOWOOMBA HOSPITAL EMERGENCY DEPARTMENT
 BENCHMARK 58 Handicap - 1100m



10 August 2024 - 18:17

Track Rating: Good 4, Weather: Fine, Rail Position: +2.5m Entire

Section	Overall	1000m	800m	600m	400m	200m
Section Times	1:07.08 [7] (0:08.57)	0:58.51 [6] (0:11.87)	0:46.64 [11] (0:11.62)	0:35.02 [12] (0:11.58)	0:23.44 [12] (0:11.45)	0:11.99 [8] (0:11.99)
Average Speed [km/h]	42.2	61.9	63.8	64.1	63.1	60.2
Top Speed [km/h]	60.9	64.5	65.7	65.7	64.1	61.5
Avg. Dist. to Rail [m]	11.3	4.4	8.8	6.2	1.2	0.9
Avg. Stride Freq. [Hz]	2.1	2.2	2.3	2.3	2.4	2.3
Avg. Stride Length [m]	5.6	7.7	7.6	7.5	7.4	7.3



- [] Ranking at each section and finish
- .-.- No data available at this section
- NA No data available



Horse/Jockey Name	Electric Arrow
Final Rank	8
Fastest Section Time (Section)	0:08.94 (Overall)
Top Speed [km/h] (Section)	67.5 (1000m)
Race State	Finished



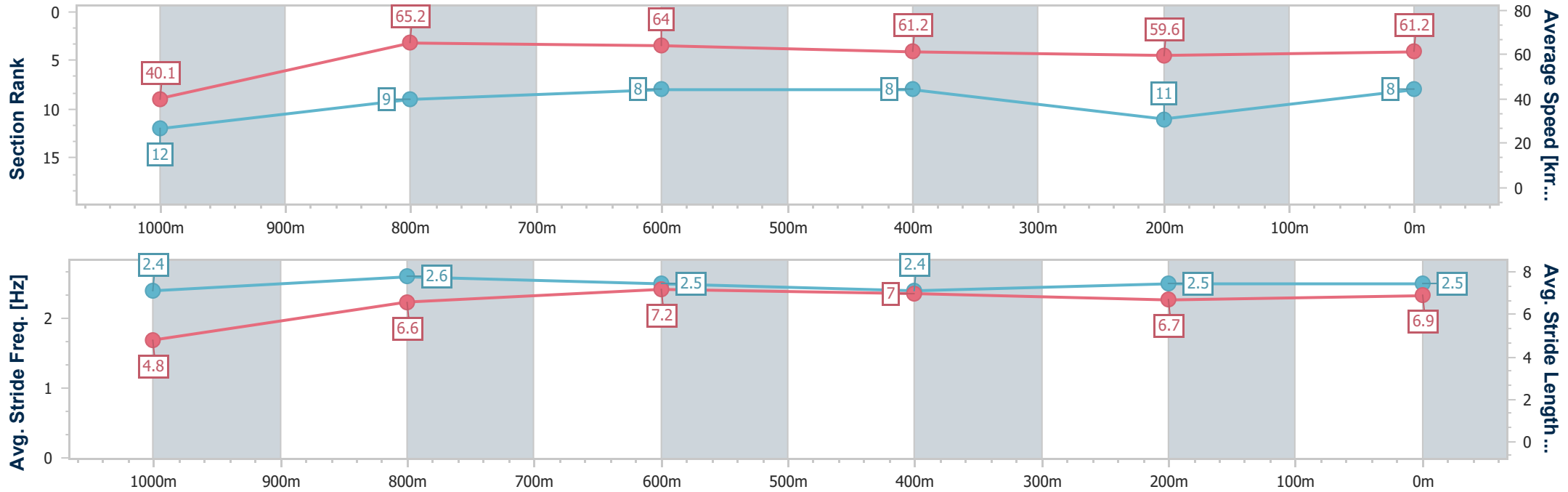
Toowoomba QLD Professional
 Race 2: TOOWOOMBA HOSPITAL EMERGENCY DEPARTMENT
 BENCHMARK 58 Handicap - 1100m



10 August 2024 - 18:17

Track Rating: Good 4, Weather: Fine, Rail Position: +2.5m Entire

Section	Overall	1000m	800m	600m	400m	200m
Section Times	1:07.10 [8] (0:08.94)	0:58.16 [12] (0:11.12)	0:47.04 [9] (0:11.28)	0:35.76 [8] (0:11.80)	0:23.96 [8] (0:12.20)	0:11.76 [11] (0:11.76)
Average Speed [km/h]	40.1	65.2	64.0	61.2	59.6	61.2
Top Speed [km/h]	65.9	67.5	65.1	63.5	61.4	61.9
Avg. Dist. to Rail [m]	3.8	2.3	0.6	0.8	2.8	2.8
Avg. Stride Freq. [Hz]	2.4	2.6	2.5	2.4	2.5	2.5
Avg. Stride Length [m]	4.8	6.6	7.2	7.0	6.7	6.9



- [] Ranking at each section and finish
- .-.- No data available at this section
- NA No data available



Horse/Jockey Name	Chappaquiddick
Final Rank	9
Fastest Section Time (Section)	0:08.73 (Overall)
Top Speed [km/h] (Section)	65.8 (1000m)
Race State	Finished



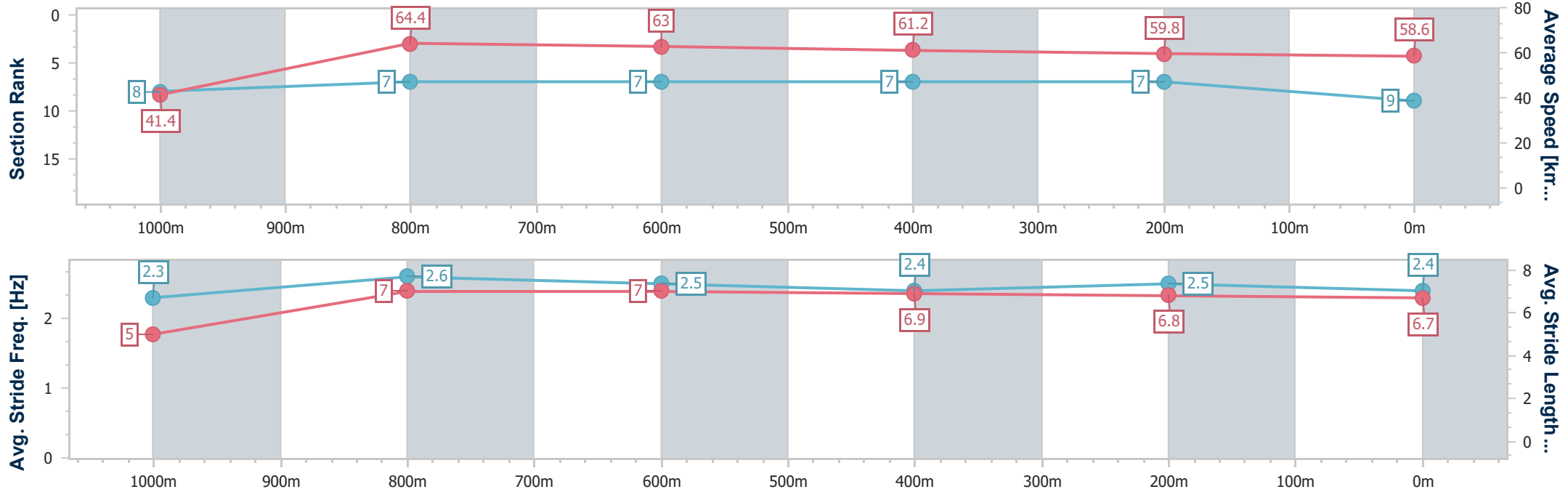
Toowoomba QLD Professional
Race 2: TOOWOOMBA HOSPITAL EMERGENCY DEPARTMENT
BENCHMARK 58 Handicap - 1100m



10 August 2024 - 18:17

Track Rating: Good 4, Weather: Fine, Rail Position: +2.5m Entire

Section	Overall	1000m	800m	600m	400m	200m
Section Times	1:07.40 [9] (0:08.73)	0:58.67 [8] (0:11.12)	0:47.55 [7] (0:11.43)	0:36.12 [7] (0:11.77)	0:24.35 [7] (0:12.02)	0:12.33 [7] (0:12.33)
Average Speed [km/h]	41.4	64.4	63.0	61.2	59.8	58.6
Top Speed [km/h]	62.5	65.8	63.7	62.2	60.6	59.3
Avg. Dist. to Rail [m]	0.8	0.9	0.7	0.5	0.3	0.3
Avg. Stride Freq. [Hz]	2.3	2.6	2.5	2.4	2.5	2.4
Avg. Stride Length [m]	5.0	7.0	7.0	6.9	6.8	6.7



- [] Ranking at each section and finish
- .-.- No data available at this section
- NA No data available



Horse/Jockey Name	Hava Craicin Time
Final Rank	10
Fastest Section Time (Section)	0:09.09 (Overall)
Top Speed [km/h] (Section)	66.0 (1000m)
Race State	Finished



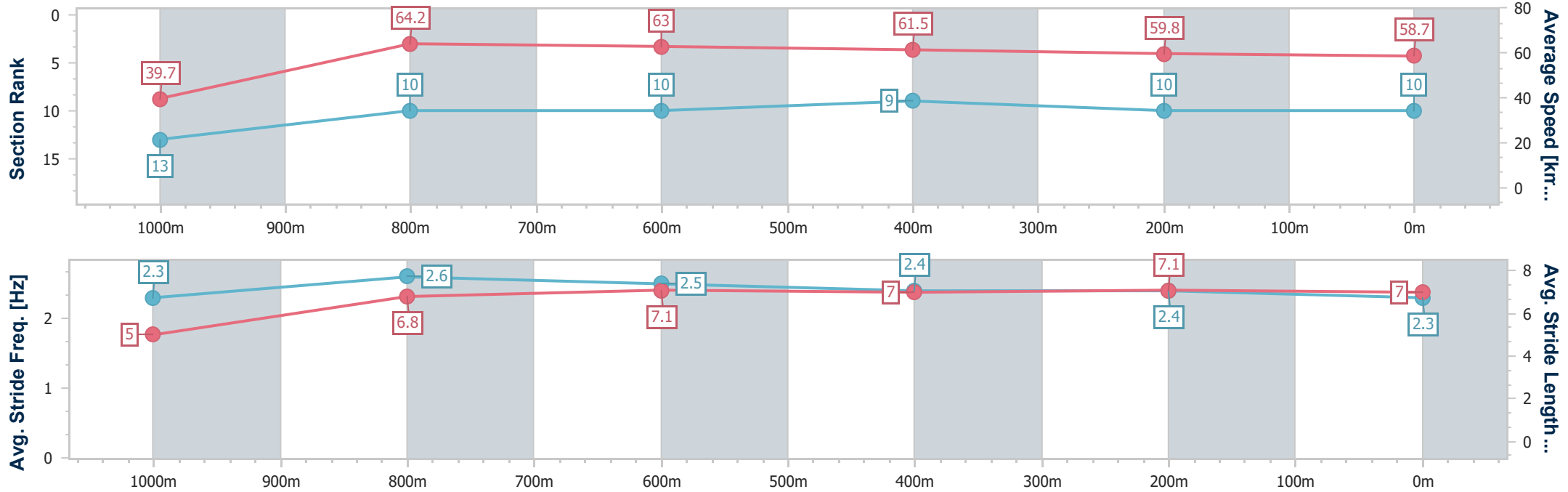
Toowoomba QLD Professional
 Race 2: TOOWOOMBA HOSPITAL EMERGENCY DEPARTMENT
 BENCHMARK 58 Handicap - 1100m



10 August 2024 - 18:17

Track Rating: Good 4, Weather: Fine, Rail Position: +2.5m Entire

Section	Overall	1000m	800m	600m	400m	200m
Section Times	1:07.50 [10] (0:09.09)	0:58.41 [13] (0:11.22)	0:47.19 [10] (0:11.37)	0:35.82 [10] (0:11.56)	0:24.26 [9] (0:11.99)	0:12.27 [10] (0:12.27)
Average Speed [km/h]	39.7	64.2	63.0	61.5	59.8	58.7
Top Speed [km/h]	62.4	66.0	64.0	63.6	61.2	59.6
Avg. Dist. to Rail [m]	5.1	1.9	2.0	2.0	0.8	0.5
Avg. Stride Freq. [Hz]	2.3	2.6	2.5	2.4	2.4	2.3
Avg. Stride Length [m]	5.0	6.8	7.1	7.0	7.1	7.0



- [] Ranking at each section and finish
- .-.- No data available at this section
- NA No data available



Horse/Jockey Name	Heart of Kings
Final Rank	11
Fastest Section Time (Section)	0:08.54 (Overall)
Top Speed [km/h] (Section)	67.2 (1000m)
Race State	Finished



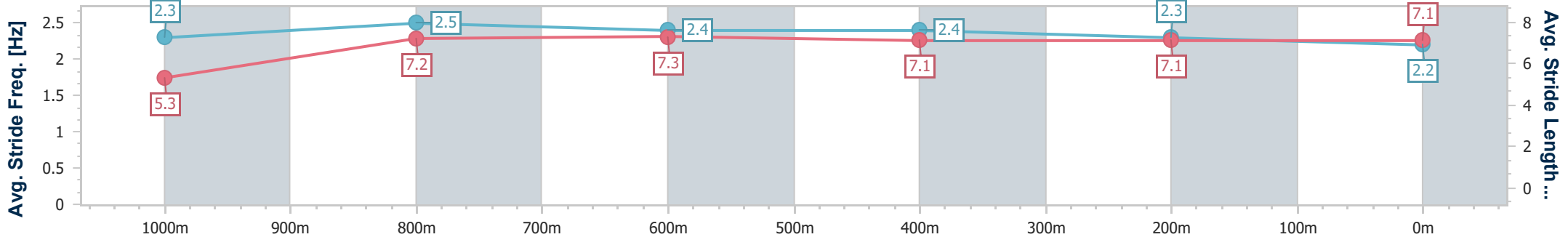
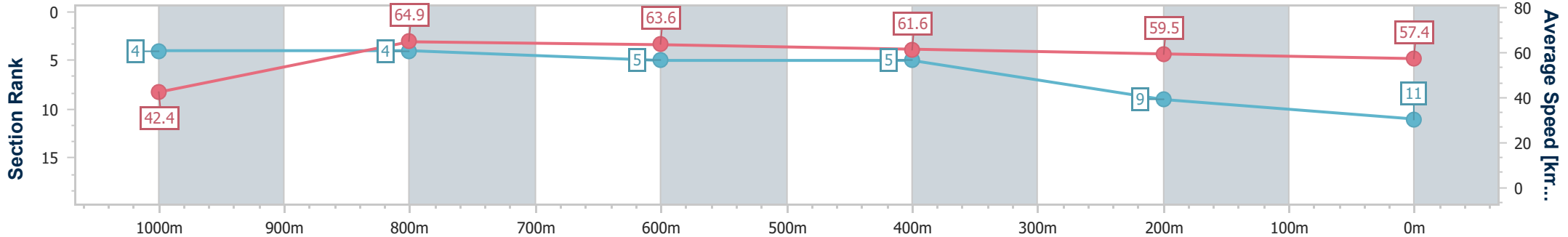
Toowoomba QLD Professional
 Race 2: TOOWOOMBA HOSPITAL EMERGENCY DEPARTMENT
 BENCHMARK 58 Handicap - 1100m



10 August 2024 - 18:17

Track Rating: Good 4, Weather: Fine, Rail Position: +2.5m Entire

Section	Overall	1000m	800m	600m	400m	200m
Section Times	1:07.68 [11] (0:08.54)	0:59.14 [4] (0:11.19)	0:47.95 [4] (0:11.42)	0:36.53 [5] (0:11.84)	0:24.69 [5] (0:12.11)	0:12.58 [9] (0:12.58)
Average Speed [km/h]	42.4	64.9	63.6	61.6	59.5	57.4
Top Speed [km/h]	62.7	67.2	65.3	63.7	60.4	59.1
Avg. Dist. to Rail [m]	6.0	3.9	3.1	2.1	0.5	0.8
Avg. Stride Freq. [Hz]	2.3	2.5	2.4	2.4	2.3	2.2
Avg. Stride Length [m]	5.3	7.2	7.3	7.1	7.1	7.1



- [] Ranking at each section and finish
- .-.- No data available at this section
- NA No data available



Horse/Jockey Name	Barrymore
Final Rank	12
Fastest Section Time (Section)	0:08.81 (Overall)
Top Speed [km/h] (Section)	64.2 (600m)
Race State	Finished



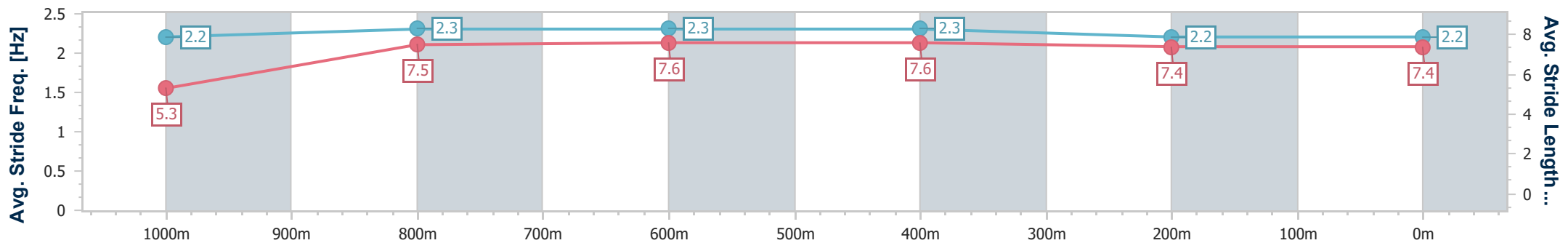
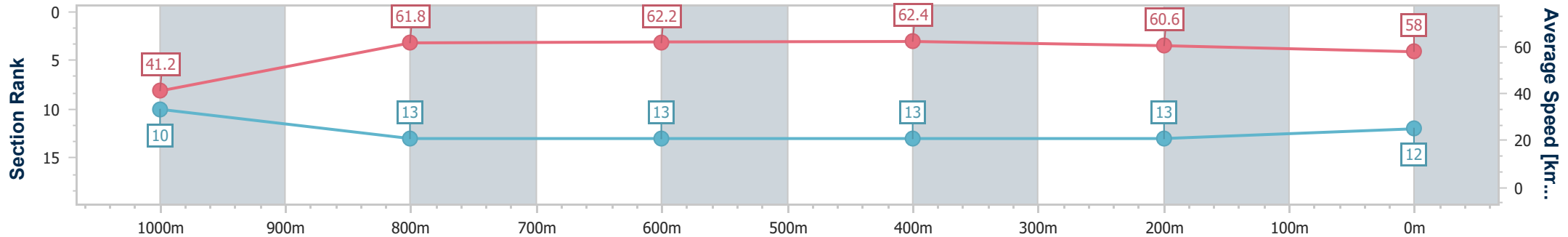
Toowoomba QLD Professional
 Race 2: TOOWOOMBA HOSPITAL EMERGENCY DEPARTMENT
 BENCHMARK 58 Handicap - 1100m



10 August 2024 - 18:17

Track Rating: Good 4, Weather: Fine, Rail Position: +2.5m Entire

Section	Overall	1000m	800m	600m	400m	200m
Section Times	1:07.98 [12] (0:08.81)	0:59.17 [10] (0:11.72)	0:47.45 [13] (0:11.63)	0:35.82 [13] (0:11.56)	0:24.26 [13] (0:11.86)	0:12.40 [13] (0:12.40)
Average Speed [km/h]	41.2	61.8	62.2	62.4	60.6	58.0
Top Speed [km/h]	59.1	62.7	63.0	64.2	61.7	60.3
Avg. Dist. to Rail [m]	6.6	2.1	2.1	0.6	0.7	0.6
Avg. Stride Freq. [Hz]	2.2	2.3	2.3	2.3	2.2	2.2
Avg. Stride Length [m]	5.3	7.5	7.6	7.6	7.4	7.4



- [] Ranking at each section and finish
- .-.- No data available at this section
- NA No data available



Horse/Jockey Name	Keyboard
Final Rank	13
Fastest Section Time (Section)	0:08.56 (Overall)
Top Speed [km/h] (Section)	66.7 (1000m)
Race State	Finished



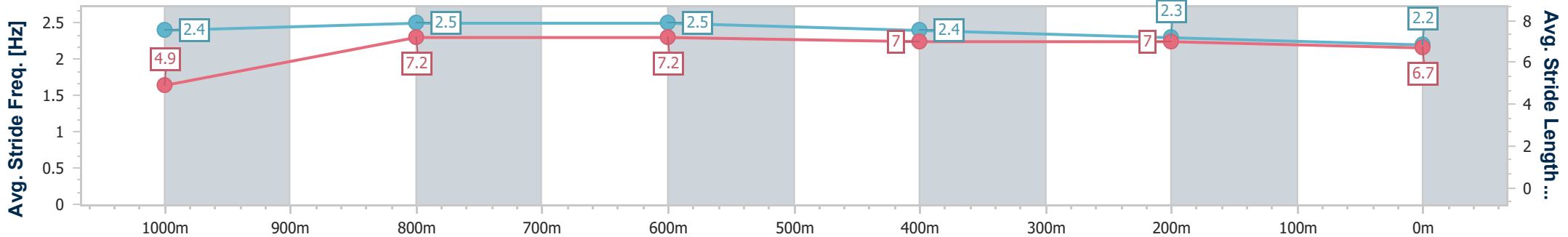
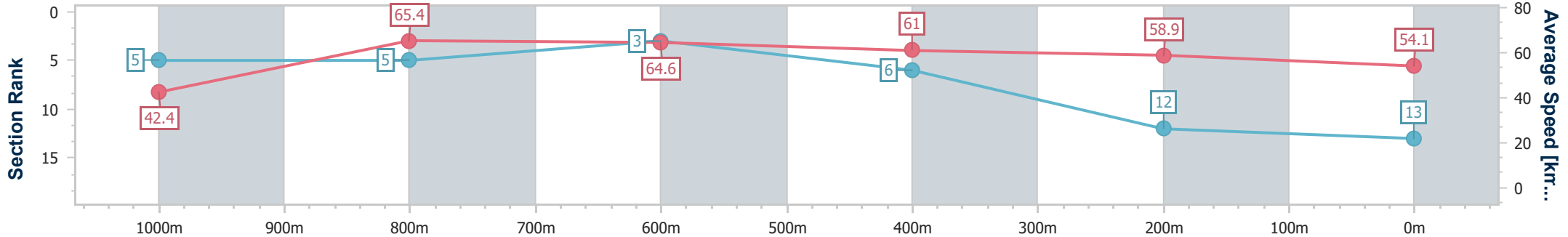
Toowoomba QLD Professional
 Race 2: TOOWOOMBA HOSPITAL EMERGENCY DEPARTMENT
 BENCHMARK 58 Handicap - 1100m



10 August 2024 - 18:17

Track Rating: Good 4, Weather: Fine, Rail Position: +2.5m Entire

Section	Overall	1000m	800m	600m	400m	200m
Section Times	1:08.61 [13] (0:08.56)	1:00.05 [5] (0:11.20)	0:48.85 [5] (0:11.30)	0:37.55 [3] (0:11.95)	0:25.60 [6] (0:12.38)	0:13.22 [12] (0:13.22)
Average Speed [km/h]	42.4	65.4	64.6	61.0	58.9	54.1
Top Speed [km/h]	64.8	66.7	66.4	63.5	60.0	58.1
Avg. Dist. to Rail [m]	11.7	5.9	3.4	3.1	2.7	2.3
Avg. Stride Freq. [Hz]	2.4	2.5	2.5	2.4	2.3	2.2
Avg. Stride Length [m]	4.9	7.2	7.2	7.0	7.0	6.7



- [] Ranking at each section and finish
- .-.- No data available at this section
- NA No data available