



Toowoomba QLD Professional

Race 1: JLS BUILDERS BENCHMARK 65 Handicap - 1300m

10 August 2024 - 17:43



Track Rating: Good 4, Weather: Fine, Rail Position: +2.5m Entire

Section		Field Times										Last 600m				
		Overall	1200m	1000m	800m	600m	400m						0:36.05			
		1:18.47 (0:08.49)	1:09.98 (0:11.00)	0:58.98 (0:11.28)	0:47.70 (0:11.65)	0:36.05 (0:12.08)	0:23.97 (0:11.97)									
Rank	TAB	Horse/Jockey	Barrier	Top Speed [km/h]	Fastest Section											Distance Travelled [m]
1	3	BEEBEE DAZZLER Kenji Yoshida	6	65.8 1200m	0:08.83 Overall	1:18.47 [1] (0:08.83)	1:09.64 [7] (0:11.09)	0:58.55 [6] (0:11.62)	0:46.93 [5] (0:11.54)	0:35.39 [5] (0:11.87)	0:23.52 [5] (0:11.87)	0:35.39				
2	5	SUPER DUCK Rob Thorburn	4	67.3 1200m	0:08.53 Overall	1:18.53 [2] (0:08.53)	1:10.00 [2] (0:10.96)	0:59.04 [1] (0:11.28)	0:47.76 [1] (0:11.65)	0:36.11 [1] (0:12.08)	0:24.03 [1] (0:11.97)	0:36.11		-3		
3	1	LUCKY EXCHANGE Paul Hamblin	11	66.0 1200m	0:09.32 Overall	1:18.85 [3] (0:09.32)	1:09.53 [10] (0:11.13)	0:58.40 [10] (0:11.65)	0:46.75 [9] (0:11.52)	0:35.23 [9] (0:11.67)	0:23.56 [9] (0:11.75)	0:35.23		+2		
4	10	DISCERNING Mitch Stapleford	17	67.6 1200m	0:09.20 Overall	1:18.88 [4] (0:09.20)	1:09.68 [9] (0:11.01)	0:58.67 [9] (0:11.92)	0:46.75 [10] (0:11.53)	0:35.22 [10] (0:11.65)	0:23.57 [10] (0:11.56)	0:35.22		+7		
5	2	OZARCH Nozi Tomizawa	10	66.5 1200m	0:09.03 Overall	1:18.92 [5] (0:09.03)	1:09.89 [8] (0:11.12)	0:58.77 [8] (0:11.68)	0:47.09 [8] (0:11.47)	0:35.62 [7] (0:11.68)	0:23.94 [6] (0:11.97)	0:35.62		+3		
6	4	SKYFORGER Les Tilley	14	65.0 1200m	0:08.76 Overall	1:19.17 [6] (0:08.76)	1:10.41 [6] (0:11.38)	0:59.03 [7] (0:11.63)	0:47.40 [7] (0:11.57)	0:35.83 [8] (0:11.86)	0:23.97 [8] (0:11.99)	0:35.83		+2		
7	6	VONZITHER Karl Zechner	5	67.8 1200m	0:08.73 Overall	1:19.18 [7] (0:08.73)	1:10.45 [5] (0:10.94)	0:59.51 [4] (0:11.61)	0:47.90 [4] (0:11.59)	0:36.31 [3] (0:11.86)	0:24.45 [3] (0:12.01)	0:36.31		-2		
8	8	I PROMISE YOU Fiona Sandkuhl	15	67.0 1200m	0:08.71 Overall	1:19.59 [8] (0:08.71)	1:10.88 [3] (0:10.94)	0:59.94 [2] (0:11.38)	0:48.56 [2] (0:11.63)	0:36.93 [2] (0:11.99)	0:24.94 [2] (0:12.23)	0:36.93		+6		
9	12	THE PUNISHER Dylan Bennett	8	65.7 1200m	0:08.49 Overall	1:19.79 [9] (0:08.49)	1:11.30 [1] (0:11.17)	1:00.13 [3] (0:11.61)	0:48.52 [3] (0:11.71)	0:36.81 [4] (0:11.92)	0:24.89 [4] (0:12.24)	0:36.81		+5		
10	9	GALWAY HUSSLER Landan Sykes	9	67.1 1200m	0:08.72 Overall	1:19.83 [10] (0:08.72)	1:11.11 [4] (0:11.17)	0:59.94 [5] (0:11.72)	0:48.22 [6] (0:11.64)	0:36.58 [6] (0:11.77)	0:24.81 [7] (0:12.06)	0:36.58		+9		

Scratched: Union Spirit (#13), Shotgun Sixtyfour (#16), Roman Dagger (#14), Groovin' The Moo (#7), Toba (#17), Script Writer (#11), Miss Lenorr (#15)

[] Ranking at each section and finish
 -:-:- No data available at this section
 NA No data available

SCN Saddle cloth number
 DNF Did not finish
 DNT Did not track



Toowoomba QLD Professional

Race 1: JLS BUILDERS BENCHMARK 65 Handicap - 1300m

10 August 2024 - 17:43



Track Rating: Good 4, Weather: Fine, Rail Position: +2.5m Entire

Section				200m		Last 600m		
Field Times				0:12.00 (0:12.00)		0:36.05		
Rank	TAB	Horse/Jockey	Barrier	Top Speed [km/h]	Fastest Section	Margin		Distance Travelled [m]
1	3	BEEBEE DAZZLER Kenji Yoshida	6	65.8 1200m	0:08.83 Overall	0:11.65 [3] (0:11.65)	1:18.47	0:35.39
2	5	SUPER DUCK Rob Thorburn	4	67.3 1200m	0:08.53 Overall	0:12.06 [1] (0:12.06)	0.3L	0:36.11 -3
3	1	LUCKY EXCHANGE Paul Hamblin	11	66.0 1200m	0:09.32 Overall	0:11.81 [7] (0:11.81)	2.1L	0:35.23 +2
4	10	DISCERNING Mitch Stapleford	17	67.6 1200m	0:09.20 Overall	0:12.01 [4] (0:12.01)	2.2L	0:35.22 +7
5	2	OZARCH Nozi Tomizawa	10	66.5 1200m	0:09.03 Overall	0:11.97 [6] (0:11.97)	2.4L	0:35.62 +3
6	4	SKYFORGER Les Tilley	14	65.0 1200m	0:08.76 Overall	0:11.98 [10] (0:11.98)	3.9L	0:35.83 +2
7	6	VONZITHER Karl Zechner	5	67.8 1200m	0:08.73 Overall	0:12.44 [2] (0:12.44)	4L	0:36.31 -2
8	8	I PROMISE YOU Fiona Sandkuhl	15	67.0 1200m	0:08.71 Overall	0:12.71 [5] (0:12.71)	6.3L	0:36.93 +6
9	12	THE PUNISHER Dylan Bennett	8	65.7 1200m	0:08.49 Overall	0:12.65 [9] (0:12.65)	7.3L	0:36.81 +5
10	9	GALWAY HUSSLER Landan Sykes	9	67.1 1200m	0:08.72 Overall	0:12.75 [8] (0:12.75)	7.5L	0:36.58 +9

Scratched: Union Spirit (#13), Shotgun Sixtyfour (#16), Roman Dagger (#14), Groovin' The Moo (#7), Toba (#17), Script Writer (#11), Miss Lenorr (#15)

Report Created: Sat 10 August 2024 18:10 GMT+1 (Note: Timing is based on position data)

Page 2/12

[] Ranking at each section and finish
 -:-:- No data available at this section
 NA No data available

SCN Saddle cloth number
 DNF Did not finish
 DNT Did not track

data processed by TRIPLESDATA



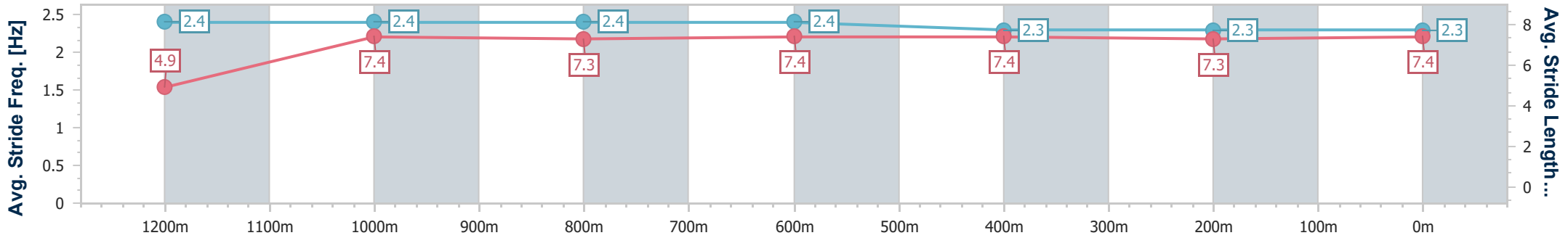
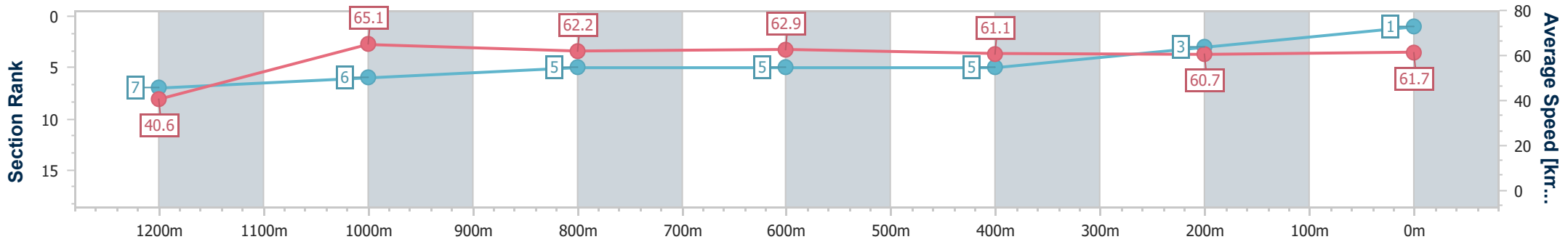
Horse/Jockey Name	Beebee Dazzler
Final Rank	1
Fastest Section Time (Section)	0:08.83 (Overall)
Top Speed [km/h] (Section)	65.8 (1200m)
Race State	Finished



Toowoomba QLD Professional
 Race 1: JLS BUILDERS BENCHMARK 65 Handicap - 1300m
 10 August 2024 - 17:43
 Track Rating: Good 4, Weather: Fine, Rail Position: +2.5m Entire



Section	Overall	1200m	1000m	800m	600m	400m	200m
Section Times	1:18.47 [1] (0:08.83)	1:09.64 [7] (0:11.09)	0:58.55 [6] (0:11.62)	0:46.93 [5] (0:11.54)	0:35.39 [5] (0:11.87)	0:23.52 [5] (0:11.87)	0:11.65 [3] (0:11.65)
Average Speed [km/h]	40.6	65.1	62.2	62.9	61.1	60.7	61.7
Top Speed [km/h]	63.9	65.8	63.4	64.5	63.4	61.4	62.9
Avg. Dist. to Rail [m]	4.4	1.0	1.3	1.7	1.3	0.6	0.5
Avg. Stride Freq. [Hz]	2.4	2.4	2.4	2.4	2.3	2.3	2.3
Avg. Stride Length [m]	4.9	7.4	7.3	7.4	7.4	7.3	7.4



- [] Ranking at each section and finish
- .-.- No data available at this section
- NA No data available



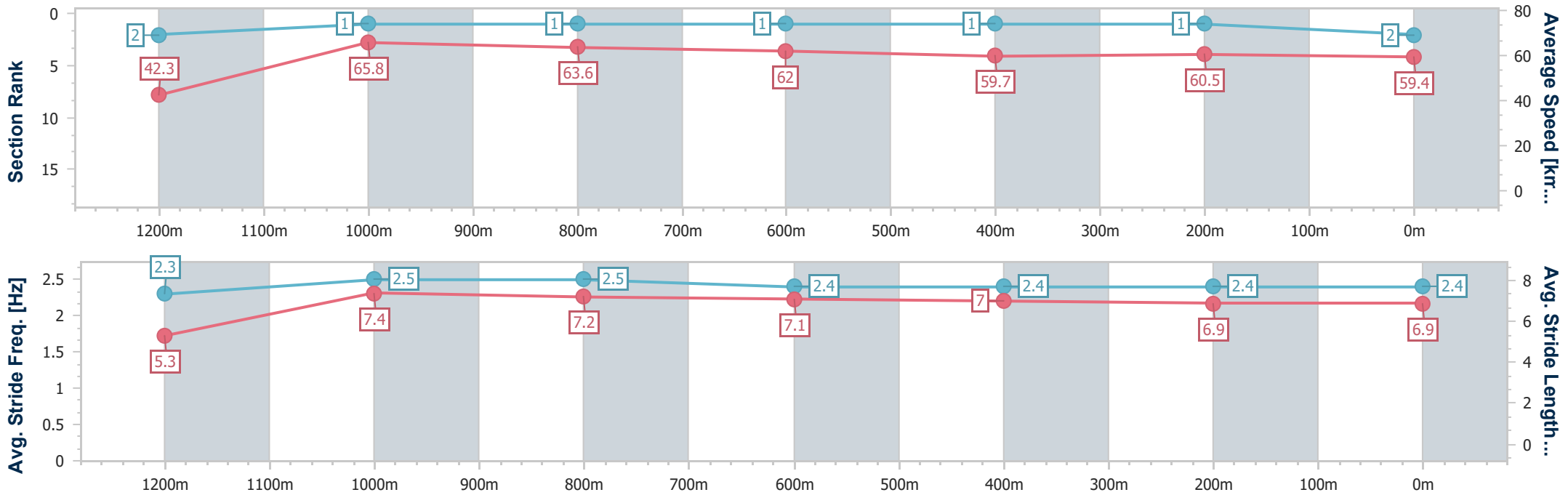
Horse/Jockey Name	Super Duck
Final Rank	2
Fastest Section Time (Section)	0:08.53 (Overall)
Top Speed [km/h] (Section)	67.3 (1200m)
Race State	Finished



Toowoomba QLD Professional
 Race 1: JLS BUILDERS BENCHMARK 65 Handicap - 1300m
 10 August 2024 - 17:43
 Track Rating: Good 4, Weather: Fine, Rail Position: +2.5m Entire



Section	Overall	1200m	1000m	800m	600m	400m	200m
Section Times	1:18.53 [2] (0:08.53)	1:10.00 [2] (0:10.96)	0:59.04 [1] (0:11.28)	0:47.76 [1] (0:11.65)	0:36.11 [1] (0:12.08)	0:24.03 [1] (0:11.97)	0:12.06 [1]
Average Speed [km/h]	42.3	65.8	63.6	62.0	59.7	60.5	59.4
Top Speed [km/h]	64.9	67.3	64.7	63.2	63.1	61.0	60.6
Avg. Dist. to Rail [m]	3.6	0.9	0.7	1.3	0.6	1.0	1.3
Avg. Stride Freq. [Hz]	2.3	2.5	2.5	2.4	2.4	2.4	2.4
Avg. Stride Length [m]	5.3	7.4	7.2	7.1	7.0	6.9	6.9



- [] Ranking at each section and finish
- .-.- No data available at this section
- NA No data available



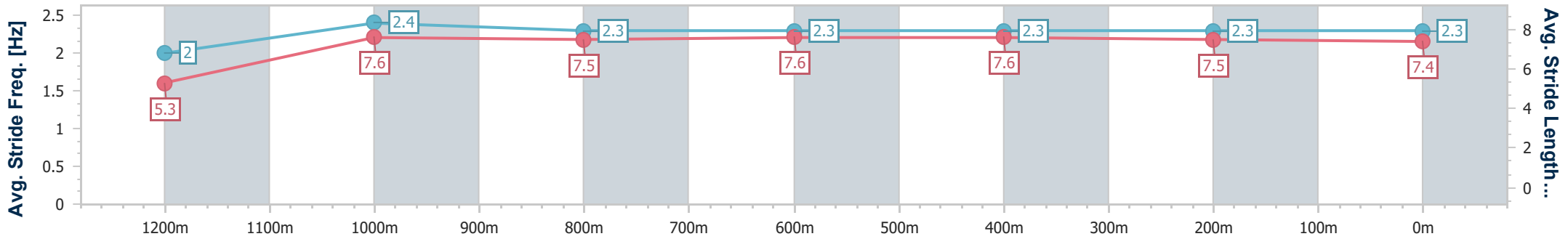
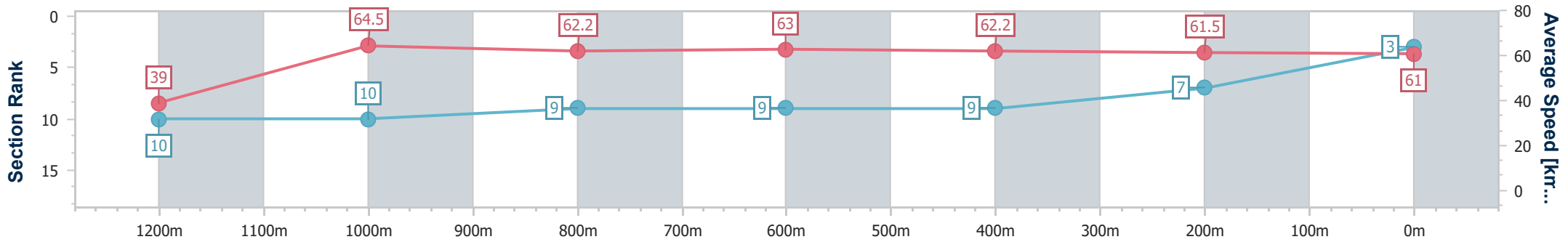
Horse/Jockey Name	Lucky Exchange
Final Rank	3
Fastest Section Time (Section)	0:09.32 (Overall)
Top Speed [km/h] (Section)	66.0 (1200m)
Race State	Finished



Toowoomba QLD Professional
 Race 1: JLS BUILDERS BENCHMARK 65 Handicap - 1300m
 10 August 2024 - 17:43
 Track Rating: Good 4, Weather: Fine, Rail Position: +2.5m Entire



Section	Overall	1200m	1000m	800m	600m	400m	200m
Section Times	1:18.85 [3] (0:09.32)	1:09.53 [10] (0:11.13)	0:58.40 [10] (0:11.65)	0:46.75 [9] (0:11.52)	0:35.23 [9] (0:11.67)	0:23.56 [9] (0:11.75)	0:11.81 [7] (0:11.81)
Average Speed [km/h]	39.0	64.5	62.2	63.0	62.2	61.5	61.0
Top Speed [km/h]	61.0	66.0	64.2	63.7	63.5	63.6	61.8
Avg. Dist. to Rail [m]	6.5	0.9	1.3	1.9	2.0	1.1	0.6
Avg. Stride Freq. [Hz]	2.0	2.4	2.3	2.3	2.3	2.3	2.3
Avg. Stride Length [m]	5.3	7.6	7.5	7.6	7.6	7.5	7.4



- [] Ranking at each section and finish
- .-.- No data available at this section
- NA No data available



Horse/Jockey Name	Discerning
Final Rank	4
Fastest Section Time (Section)	0:09.20 (Overall)
Top Speed [km/h] (Section)	67.6 (1200m)
Race State	Finished



Toowoomba QLD Professional

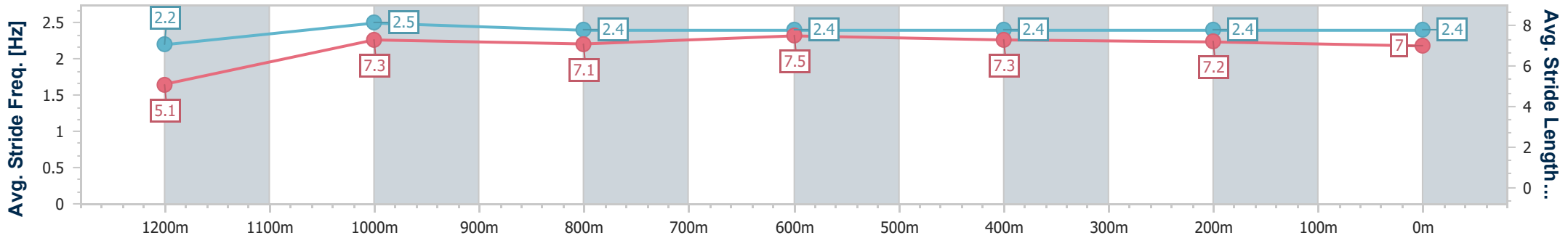
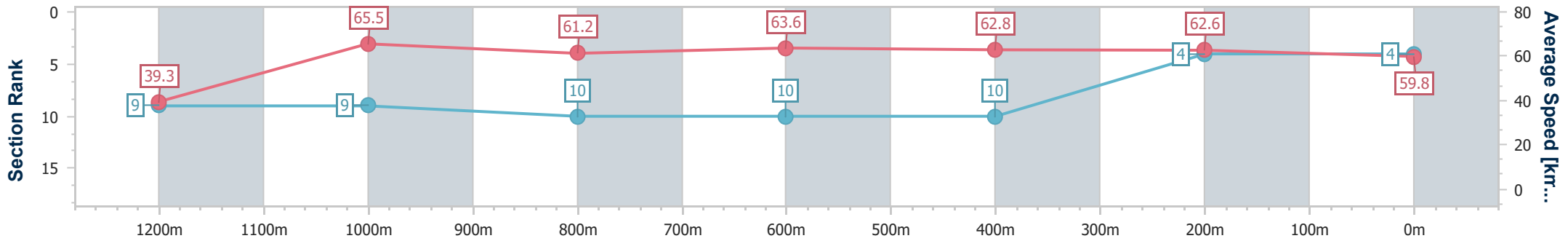
Race 1: JLS BUILDERS BENCHMARK 65 Handicap - 1300m

10 August 2024 - 17:43



Track Rating: Good 4, Weather: Fine, Rail Position: +2.5m Entire

Section	Overall	1200m	1000m	800m	600m	400m	200m
Section Times	1:18.88 [4] (0:09.20)	1:09.68 [9] (0:11.01)	0:58.67 [9] (0:11.92)	0:46.75 [10] (0:11.53)	0:35.22 [10] (0:11.65)	0:23.57 [10] (0:11.56)	0:12.01 [4] (0:12.01)
Average Speed [km/h]	39.3	65.5	61.2	63.6	62.8	62.6	59.8
Top Speed [km/h]	62.6	67.6	65.2	64.5	63.8	64.0	62.0
Avg. Dist. to Rail [m]	8.7	2.8	3.9	4.6	3.4	1.7	3.0
Avg. Stride Freq. [Hz]	2.2	2.5	2.4	2.4	2.4	2.4	2.4
Avg. Stride Length [m]	5.1	7.3	7.1	7.5	7.3	7.2	7.0



- [] Ranking at each section and finish
- .-.- No data available at this section
- NA No data available



Horse/Jockey Name	Ozarch
Final Rank	5
Fastest Section Time (Section)	0:09.03 (Overall)
Top Speed [km/h] (Section)	66.5 (1200m)
Race State	Finished



Toowoomba QLD Professional

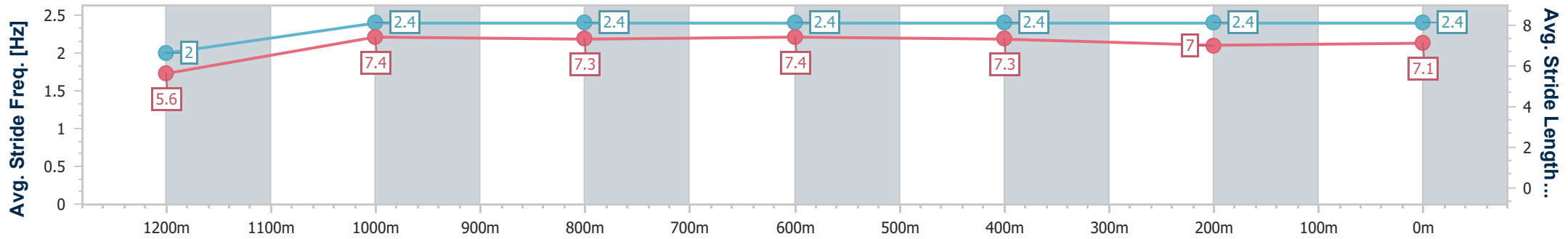
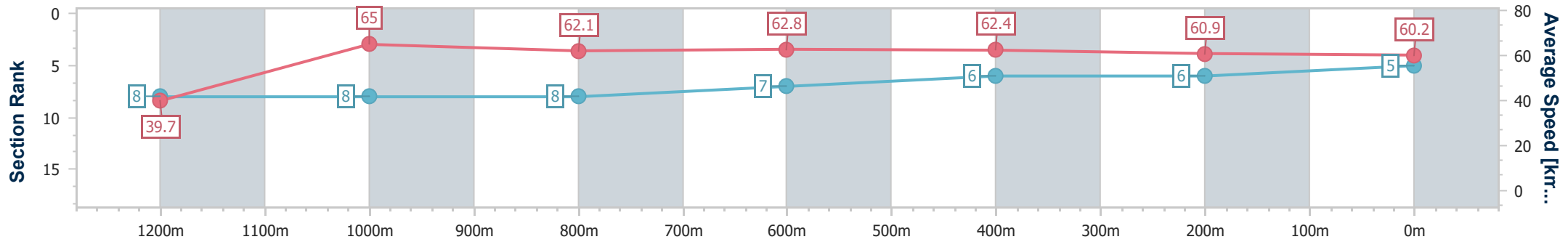
Race 1: JLS BUILDERS BENCHMARK 65 Handicap - 1300m

10 August 2024 - 17:43

Track Rating: Good 4, Weather: Fine, Rail Position: +2.5m Entire



Section	Overall	1200m	1000m	800m	600m	400m	200m
Section Times	1:18.92 [5] (0:09.03)	1:09.89 [8] (0:11.12)	0:58.77 [8] (0:11.68)	0:47.09 [8] (0:11.47)	0:35.62 [7] (0:11.68)	0:23.94 [6] (0:11.97)	0:11.97 [6]
Average Speed [km/h]	39.7	65.0	62.1	62.8	62.4	60.9	60.2
Top Speed [km/h]	61.8	66.5	63.9	64.6	63.7	62.0	61.7
Avg. Dist. to Rail [m]	5.8	1.0	1.9	1.1	2.0	4.4	5.9
Avg. Stride Freq. [Hz]	2.0	2.4	2.4	2.4	2.4	2.4	2.4
Avg. Stride Length [m]	5.6	7.4	7.3	7.4	7.3	7.0	7.1



- [] Ranking at each section and finish
- .-.- No data available at this section
- NA No data available



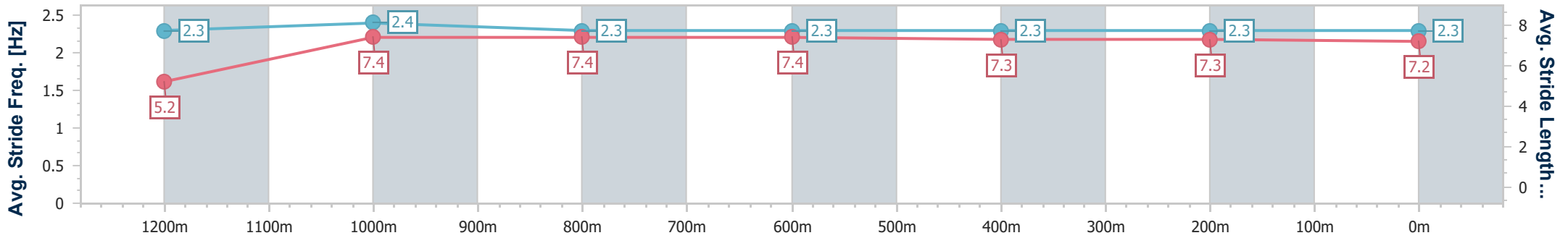
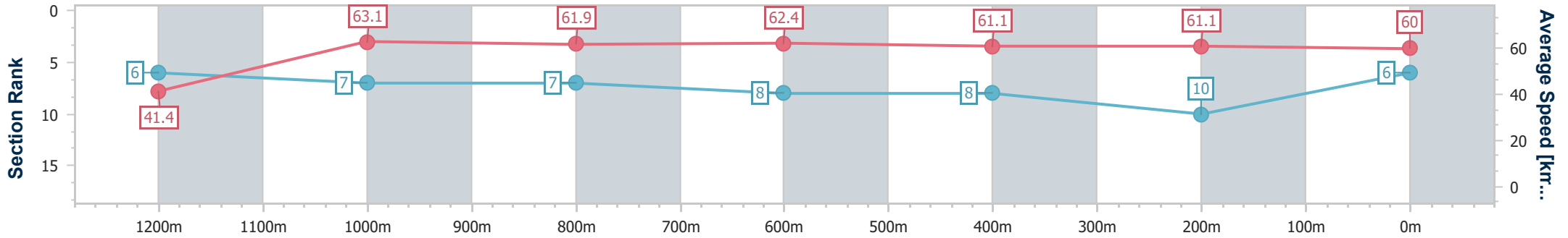
Horse/Jockey Name	Skyforger
Final Rank	6
Fastest Section Time (Section)	0:08.76 (Overall)
Top Speed [km/h] (Section)	65.0 (1200m)
Race State	Finished



Toowoomba QLD Professional
 Race 1: JLS BUILDERS BENCHMARK 65 Handicap - 1300m
 10 August 2024 - 17:43
 Track Rating: Good 4, Weather: Fine, Rail Position: +2.5m Entire



Section	Overall	1200m	1000m	800m	600m	400m	200m
Section Times	1:19.17 [6] (0:08.76)	1:10.41 [6] (0:11.38)	0:59.03 [7] (0:11.63)	0:47.40 [7] (0:11.57)	0:35.83 [8] (0:11.86)	0:23.97 [8] (0:11.99)	0:11.98 [10] (0:11.98)
Average Speed [km/h]	41.4	63.1	61.9	62.4	61.1	61.1	60.0
Top Speed [km/h]	61.4	65.0	63.5	63.7	62.5	61.8	61.3
Avg. Dist. to Rail [m]	2.6	3.4	1.5	1.6	1.7	3.9	2.3
Avg. Stride Freq. [Hz]	2.3	2.4	2.3	2.3	2.3	2.3	2.3
Avg. Stride Length [m]	5.2	7.4	7.4	7.4	7.3	7.3	7.2



- [] Ranking at each section and finish
- .-.- No data available at this section
- NA No data available



Horse/Jockey Name	Vonzither
Final Rank	7
Fastest Section Time (Section)	0:08.73 (Overall)
Top Speed [km/h] (Section)	67.8 (1200m)
Race State	Finished



Toowoomba QLD Professional

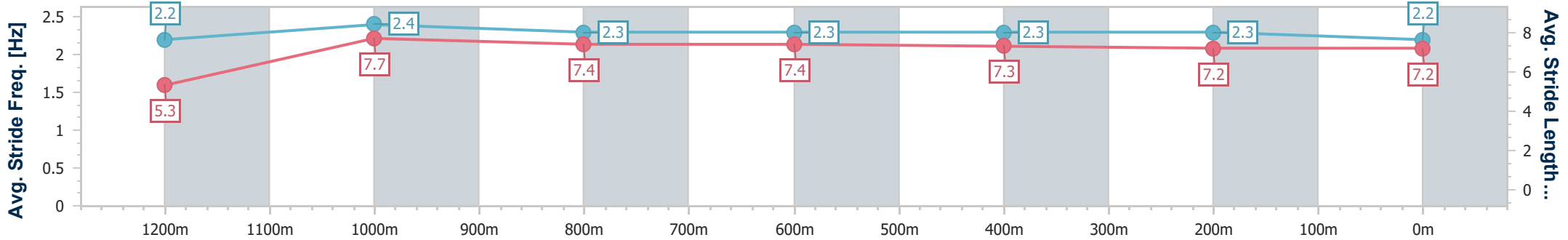
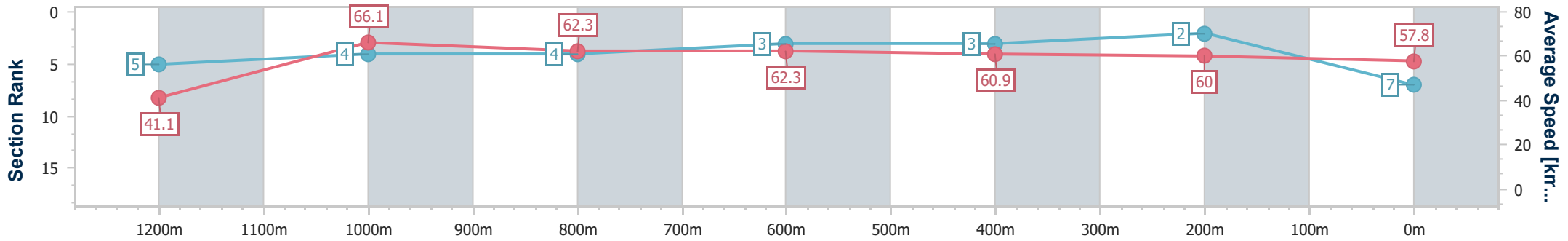
Race 1: JLS BUILDERS BENCHMARK 65 Handicap - 1300m

10 August 2024 - 17:43



Track Rating: Good 4, Weather: Fine, Rail Position: +2.5m Entire

Section	Overall	1200m	1000m	800m	600m	400m	200m
Section Times	1:19.18 [7] (0:08.73)	1:10.45 [5] (0:10.94)	0:59.51 [4] (0:11.61)	0:47.90 [4] (0:11.59)	0:36.31 [3] (0:11.86)	0:24.45 [3] (0:12.01)	0:12.44 [2] (0:12.44)
Average Speed [km/h]	41.1	66.1	62.3	62.3	60.9	60.0	57.8
Top Speed [km/h]	66.3	67.8	63.7	63.1	62.9	61.6	59.7
Avg. Dist. to Rail [m]	3.8	1.6	1.4	1.1	0.4	0.6	1.3
Avg. Stride Freq. [Hz]	2.2	2.4	2.3	2.3	2.3	2.3	2.2
Avg. Stride Length [m]	5.3	7.7	7.4	7.4	7.3	7.2	7.2



- [] Ranking at each section and finish
- .-.- No data available at this section
- NA No data available



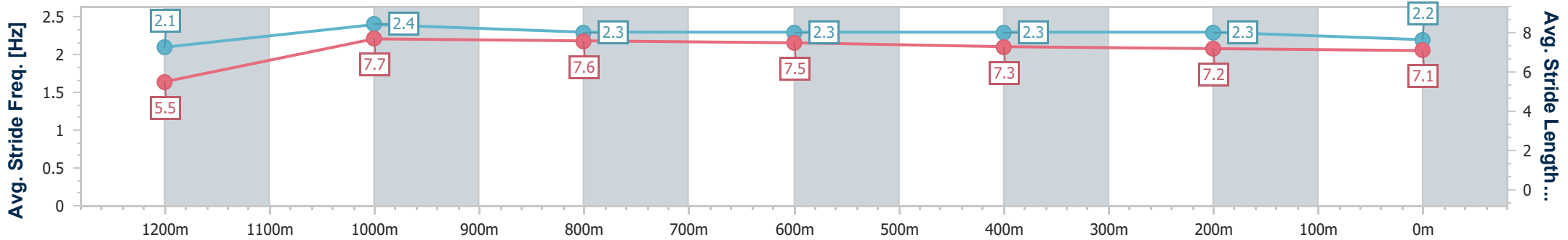
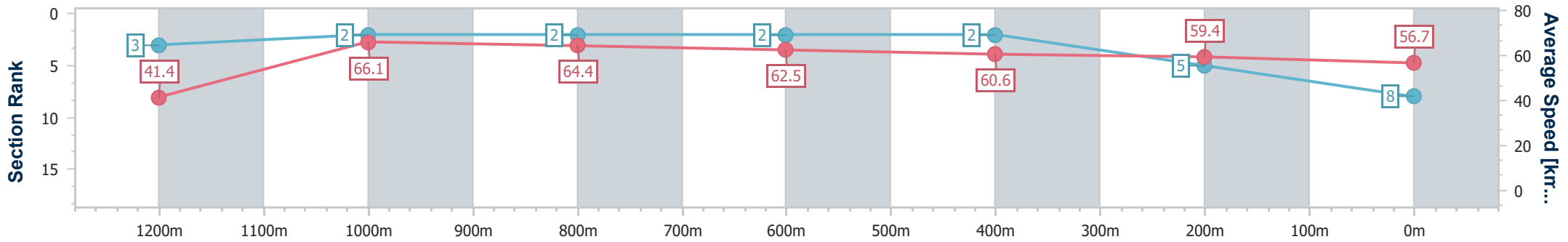
Horse/Jockey Name	I Promise You
Final Rank	8
Fastest Section Time (Section)	0:08.71 (Overall)
Top Speed [km/h] (Section)	67.0 (1200m)
Race State	Finished



Toowoomba QLD Professional
 Race 1: JLS BUILDERS BENCHMARK 65 Handicap - 1300m
 10 August 2024 - 17:43
 Track Rating: Good 4, Weather: Fine, Rail Position: +2.5m Entire



Section	Overall	1200m	1000m	800m	600m	400m	200m
Section Times	1:19.59 [8] (0:08.71)	1:10.88 [3] (0:10.94)	0:59.94 [2] (0:11.38)	0:48.56 [2] (0:11.63)	0:36.93 [2] (0:11.99)	0:24.94 [2] (0:12.23)	0:12.71 [5] (0:12.71)
Average Speed [km/h]	41.4	66.1	64.4	62.5	60.6	59.4	56.7
Top Speed [km/h]	63.4	67.0	65.6	63.7	63.3	61.4	58.2
Avg. Dist. to Rail [m]	12.4	7.3	4.8	2.9	1.8	2.8	3.4
Avg. Stride Freq. [Hz]	2.1	2.4	2.3	2.3	2.3	2.3	2.2
Avg. Stride Length [m]	5.5	7.7	7.6	7.5	7.3	7.2	7.1



- [] Ranking at each section and finish
- .-.- No data available at this section
- NA No data available



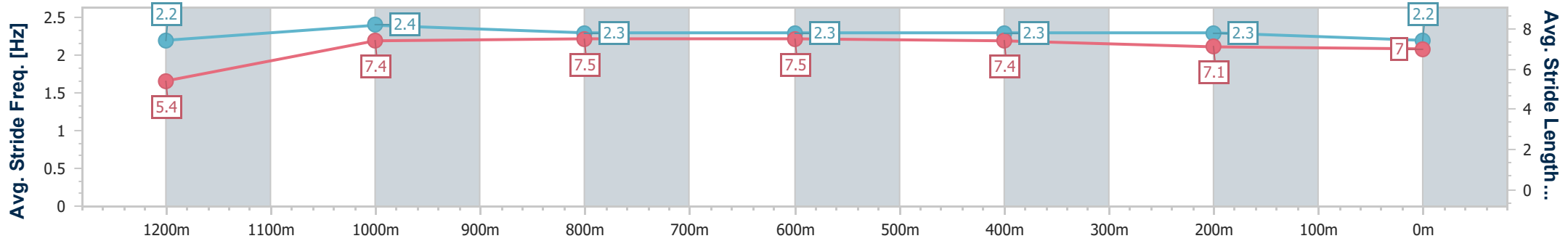
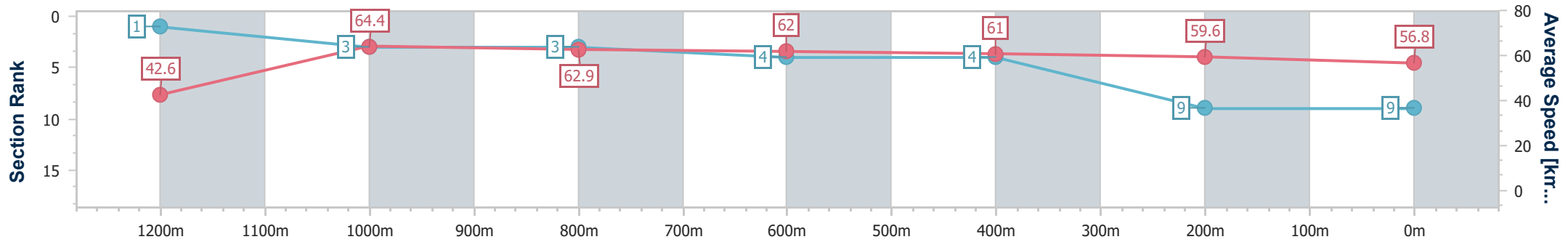
Horse/Jockey Name	The Punisher
Final Rank	9
Fastest Section Time (Section)	0:08.49 (Overall)
Top Speed [km/h] (Section)	65.7 (1200m)
Race State	Finished



Toowoomba QLD Professional
 Race 1: JLS BUILDERS BENCHMARK 65 Handicap - 1300m
 10 August 2024 - 17:43
 Track Rating: Good 4, Weather: Fine, Rail Position: +2.5m Entire



Section	Overall	1200m	1000m	800m	600m	400m	200m
Section Times	1:19.79 [9] (0:08.49)	1:11.30 [1] (0:11.17)	1:00.13 [3] (0:11.61)	0:48.52 [3] (0:11.71)	0:36.81 [4] (0:11.92)	0:24.89 [4] (0:12.24)	0:12.65 [9] (0:12.65)
Average Speed [km/h]	42.6	64.4	62.9	62.0	61.0	59.6	56.8
Top Speed [km/h]	63.0	65.7	63.7	63.2	61.9	60.4	58.7
Avg. Dist. to Rail [m]	5.9	3.6	3.4	2.9	1.5	3.6	4.2
Avg. Stride Freq. [Hz]	2.2	2.4	2.3	2.3	2.3	2.3	2.2
Avg. Stride Length [m]	5.4	7.4	7.5	7.5	7.4	7.1	7.0



- [] Ranking at each section and finish
- .-.- No data available at this section
- NA No data available



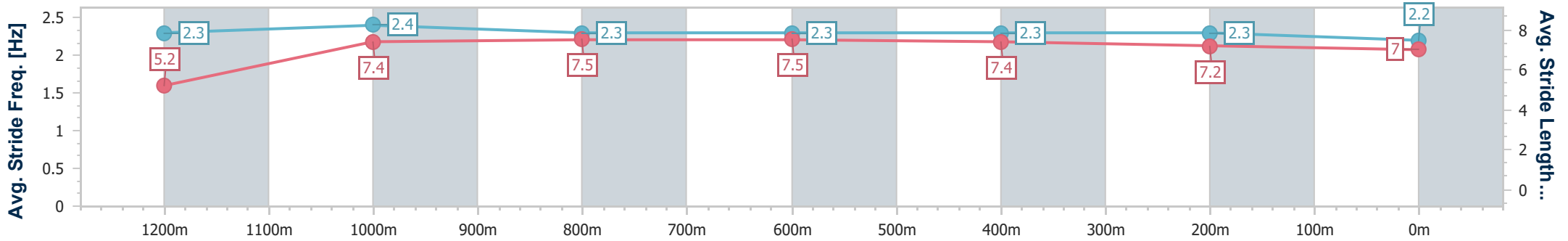
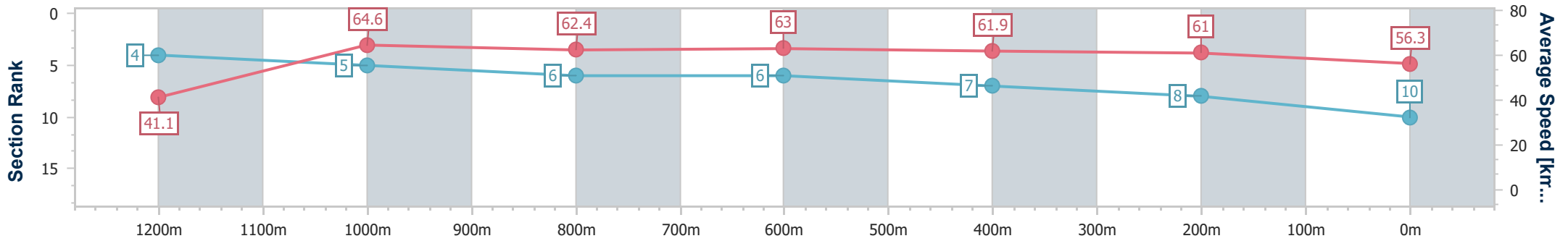
Horse/Jockey Name	Galway Hussler
Final Rank	10
Fastest Section Time (Section)	0:08.72 (Overall)
Top Speed [km/h] (Section)	67.1 (1200m)
Race State	Finished



Toowoomba QLD Professional
 Race 1: JLS BUILDERS BENCHMARK 65 Handicap - 1300m
 10 August 2024 - 17:43
 Track Rating: Good 4, Weather: Fine, Rail Position: +2.5m Entire



Section	Overall	1200m	1000m	800m	600m	400m	200m
Section Times	1:19.83 [10] (0:08.72)	1:11.11 [4] (0:11.17)	0:59.94 [5] (0:11.72)	0:48.22 [6] (0:11.64)	0:36.58 [6] (0:11.77)	0:24.81 [7] (0:12.06)	0:12.75 [8] (0:12.75)
Average Speed [km/h]	41.1	64.6	62.4	63.0	61.9	61.0	56.3
Top Speed [km/h]	63.4	67.1	64.1	64.0	64.1	61.8	59.1
Avg. Dist. to Rail [m]	7.6	4.3	4.6	3.8	3.2	5.3	6.0
Avg. Stride Freq. [Hz]	2.3	2.4	2.3	2.3	2.3	2.3	2.2
Avg. Stride Length [m]	5.2	7.4	7.5	7.5	7.4	7.2	7.0



- [] Ranking at each section and finish
- .-.- No data available at this section
- NA No data available



Toowoomba QLD Professional
Race 2: TOOWOOMBA HOSPITAL EMERGENCY DEPARTMENT
BENCHMARK 58 Handicap - 1100m
10 August 2024 - 18:17



Track Rating: Good 4, Weather: Fine, Rail Position: +2.5m Entire

Section													Last 600m	
Field Times		Overall	1000m	800m	600m	400m	200m						0:35.03	
		1:05.85 (0:08.23)	0:57.62 (0:11.15)	0:46.47 (0:11.44)	0:35.03 (0:11.60)	0:23.43 (0:11.47)	0:11.96 (0:11.96)							
Rank	TAB	Horse/Jockey	Barrier	Top Speed [km/h]	Fastest Section								Margin	Distance Travelled [m]
1	1	SMILING ZAC Mitch Stapleford	3	68.2 1000m	0:08.51 Overall	1:05.85 [1] (0:08.51)	0:57.34 [2] (0:11.10)	0:46.24 [2] (0:11.30)	0:34.94 [2] (0:11.54)	0:23.40 [2] (0:11.44)	0:11.96 [1] (0:11.96)	1:05.85	0:34.94	
2	11	BUTT HEADS Nozi Tomizawa	5	66.8 1000m	0:08.70 Overall	1:06.30 [2] (0:08.70)	0:57.60 [7] (0:11.12)	0:46.48 [6] (0:11.33)	0:35.15 [5] (0:11.48)	0:23.67 [3] (0:11.50)	0:12.17 [3] (0:12.17)	2.5L	0:35.15	+1
3	12	IT'S HELLS BELLS Karl Zechner	1	65.9 1000m	0:08.52 Overall	1:06.34 [3] (0:08.52)	0:57.82 [3] (0:11.10)	0:46.72 [3] (0:11.48)	0:35.24 [4] (0:11.53)	0:23.71 [3] (0:11.59)	0:12.12 [4] (0:12.12)	2.7L	0:35.24	-7
4	10	RECANATI Nathan Fazackerley	11	67.2 1000m	0:08.23 Overall	1:06.34 [4] (0:08.23)	0:58.11 [1] (0:11.15)	0:46.96 [1] (0:11.44)	0:35.52 [1] (0:11.60)	0:23.92 [1] (0:11.53)	0:12.39 [2] (0:12.39)	2.8L	0:35.52	-3
5	3	CONNEWARRE Paul Hamblin	13	67.3 1000m	0:08.73 Overall	1:06.52 [5] (0:08.73)	0:57.79 [8] (0:11.25)	0:46.54 [8] (0:11.62)	0:34.92 [9] (0:11.65)	0:23.27 [10] (0:11.65)	0:11.62 [6] (0:11.62)	3.8L	0:34.92	+6
6	14	BOOM BOOM BELLA Dylan Bennett	9	65.3 800m	0:08.82 Overall	1:06.89 [6] (0:08.82)	0:58.07 [11] (0:11.65)	0:46.42 [12] (0:11.35)	0:35.07 [11] (0:11.49)	0:23.58 [11] (0:11.57)	0:12.01 [5] (0:12.01)	5.8L	0:35.07	+1
7	7	FIRST PEOPLES Wayne O'Connell	14	65.7 600m	0:08.57 Overall	1:07.08 [7] (0:08.57)	0:58.51 [6] (0:11.87)	0:46.64 [11] (0:11.62)	0:35.02 [12] (0:11.58)	0:23.44 [12] (0:11.45)	0:11.99 [8] (0:11.99)	6.8L	0:35.02	+12
8	13	ELECTRIC ARROW Kenji Yoshida	4	67.5 1000m	0:08.94 Overall	1:07.10 [8] (0:08.94)	0:58.16 [12] (0:11.12)	0:47.04 [9] (0:11.28)	0:35.76 [8] (0:11.80)	0:23.96 [8] (0:12.20)	0:11.76 [11] (0:11.76)	6.9L	0:35.76	-1
9	5	CHAPPAQUIDDICK Luke Tarrant	2	65.8 1000m	0:08.73 Overall	1:07.40 [9] (0:08.73)	0:58.67 [8] (0:11.12)	0:47.55 [7] (0:11.43)	0:36.12 [7] (0:11.77)	0:24.35 [7] (0:12.02)	0:12.33 [7] (0:12.33)	8.4L	0:36.12	-5
10	15	HAVA CRAICIN TIME Montanna Savva	8	66.0 1000m	0:09.09 Overall	1:07.50 [10] (0:09.09)	0:58.41 [13] (0:11.22)	0:47.19 [10] (0:11.37)	0:35.82 [10] (0:11.56)	0:24.26 [9] (0:11.99)	0:12.27 [10] (0:12.27)	8.9L	0:35.82	-9

Scratched: Rothero Essgee (#17), Discerning (#6), Templemore (#9), Annakuri (#18), Roconono (#8)

[] Ranking at each section and finish
 -:-:- No data available at this section
 NA No data available

SCN Saddle cloth number
 DNF Did not finish
 DNT Did not track



Toowoomba QLD Professional
Race 2: TOOWOOMBA HOSPITAL EMERGENCY DEPARTMENT
BENCHMARK 58 Handicap - 1100m
10 August 2024 - 18:17



Track Rating: Good 4, Weather: Fine, Rail Position: +2.5m Entire

Section		Overall	1000m	800m	600m	400m	200m	Last 600m					
Field Times		1:05.85 (0:08.23)	0:57.62 (0:11.15)	0:46.47 (0:11.44)	0:35.03 (0:11.60)	0:23.43 (0:11.47)	0:11.96 (0:11.96)	0:35.03					
Rank	TAB Horse/Jockey	Barrier	Top Speed [km/h]	Fastest Section	Margin							Distance Travelled [m]	
11	16 HEART OF KINGS Shania Willis	10	67.2 1000m	0:08.54 Overall	1:07.68 [11] (0:08.54)	0:59.14 [4] (0:11.19)	0:47.95 [4] (0:11.42)	0:36.53 [5] (0:11.84)	0:24.69 [5] (0:12.11)	0:12.58 [9] (0:12.58)	9.9L	0:36.53	+2
12	2 BARRYMORE Dan McGillivray	12	64.2 600m	0:08.81 Overall	1:07.98 [12] (0:08.81)	0:59.17 [10] (0:11.72)	0:47.45 [13] (0:11.63)	0:35.82 [13] (0:11.56)	0:24.26 [13] (0:11.86)	0:12.40 [13] (0:12.40)	11.7L	0:35.82	-2
13	4 KEYBOARD Landan Sykes	17	66.7 1000m	0:08.56 Overall	1:08.61 [13] (0:08.56)	1:00.05 [5] (0:11.20)	0:48.85 [5] (0:11.30)	0:37.55 [3] (0:11.95)	0:25.60 [6] (0:12.38)	0:13.22 [12] (0:13.22)	15.2L	0:37.55	+6

Scratched: Rothero Essgee (#17), Discerning (#6), Templemore (#9), Annakuri (#18), Roconono (#8)

[] Ranking at each section and finish
 -:-:-:- No data available at this section
 NA No data available

SCN Saddle cloth number
 DNF Did not finish
 DNT Did not track



Horse/Jockey Name	Smiling Zac
Final Rank	1
Fastest Section Time (Section)	0:08.51 (Overall)
Top Speed [km/h] (Section)	68.2 (1000m)
Race State	Finished



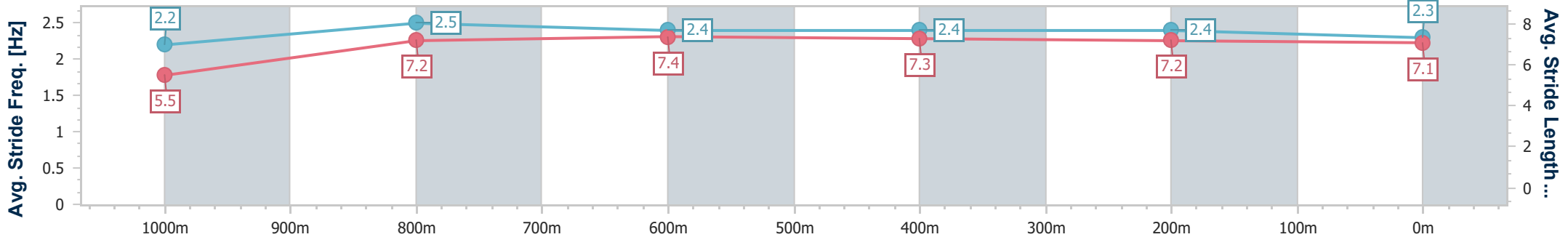
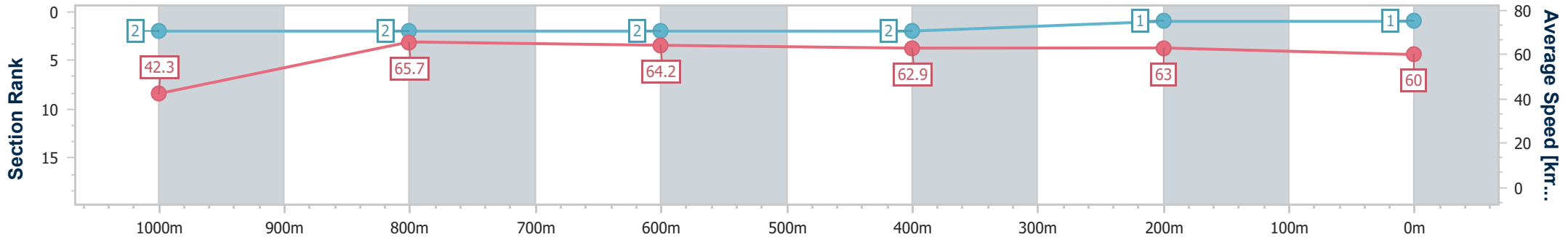
Toowoomba QLD Professional
 Race 2: TOOWOOMBA HOSPITAL EMERGENCY DEPARTMENT
 BENCHMARK 58 Handicap - 1100m



10 August 2024 - 18:17

Track Rating: Good 4, Weather: Fine, Rail Position: +2.5m Entire

Section	Overall	1000m	800m	600m	400m	200m
Section Times	1:05.85 [1] (0:08.51)	0:57.34 [2] (0:11.10)	0:46.24 [2] (0:11.30)	0:34.94 [2] (0:11.54)	0:23.40 [2] (0:11.44)	0:11.96 [1] (0:11.96)
Average Speed [km/h]	42.3	65.7	64.2	62.9	63.0	60.0
Top Speed [km/h]	64.3	68.2	65.6	65.2	64.1	61.4
Avg. Dist. to Rail [m]	4.0	3.1	2.6	1.6	0.7	2.5
Avg. Stride Freq. [Hz]	2.2	2.5	2.4	2.4	2.4	2.3
Avg. Stride Length [m]	5.5	7.2	7.4	7.3	7.2	7.1



- [] Ranking at each section and finish
- .-.- No data available at this section
- NA No data available



Horse/Jockey Name	Butt Heads
Final Rank	2
Fastest Section Time (Section)	0:08.70 (Overall)
Top Speed [km/h] (Section)	66.8 (1000m)
Race State	Finished



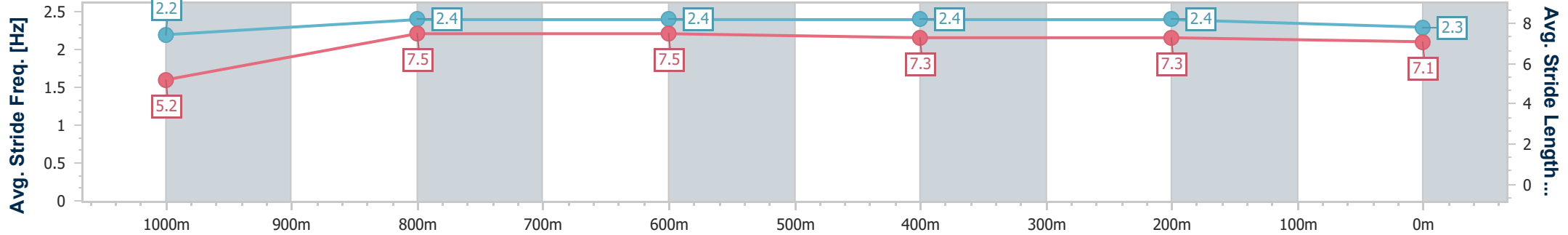
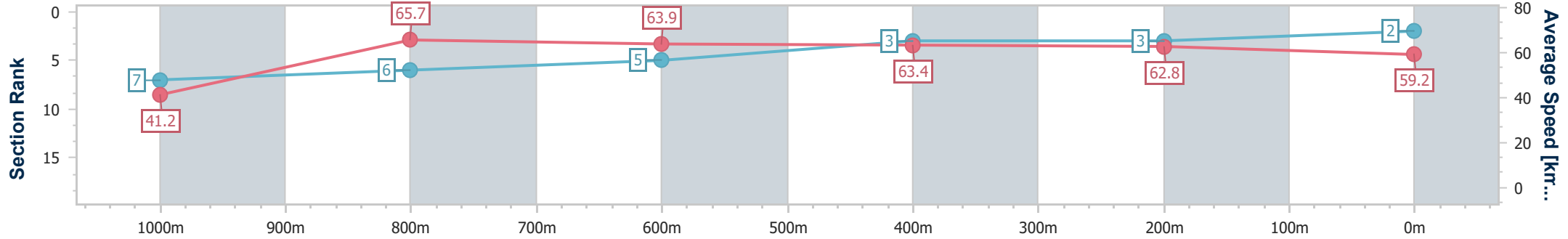
Toowoomba QLD Professional
 Race 2: TOOWOOMBA HOSPITAL EMERGENCY DEPARTMENT
 BENCHMARK 58 Handicap - 1100m



10 August 2024 - 18:17

Track Rating: Good 4, Weather: Fine, Rail Position: +2.5m Entire

Section	Overall	1000m	800m	600m	400m	200m
Section Times	1:06.30 [2] (0:08.70)	0:57.60 [7] (0:11.12)	0:46.48 [6] (0:11.33)	0:35.15 [5] (0:11.48)	0:23.67 [3] (0:11.50)	0:12.17 [3] (0:12.17)
Average Speed [km/h]	41.2	65.7	63.9	63.4	62.8	59.2
Top Speed [km/h]	63.6	66.8	65.3	64.5	63.7	61.8
Avg. Dist. to Rail [m]	5.1	3.3	2.9	1.5	1.4	2.5
Avg. Stride Freq. [Hz]	2.2	2.4	2.4	2.4	2.4	2.3
Avg. Stride Length [m]	5.2	7.5	7.5	7.3	7.3	7.1



- [] Ranking at each section and finish
- .-.- No data available at this section
- NA No data available



Horse/Jockey Name	It's Hells Bells
Final Rank	3
Fastest Section Time (Section)	0:08.52 (Overall)
Top Speed [km/h] (Section)	65.9 (1000m)
Race State	Finished



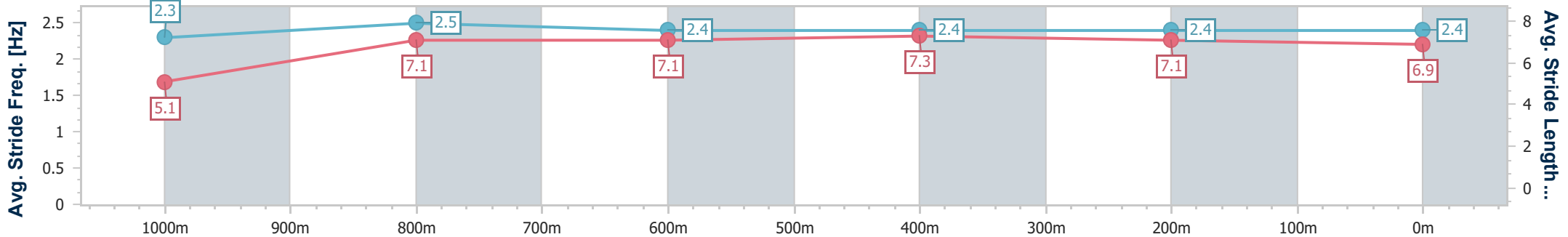
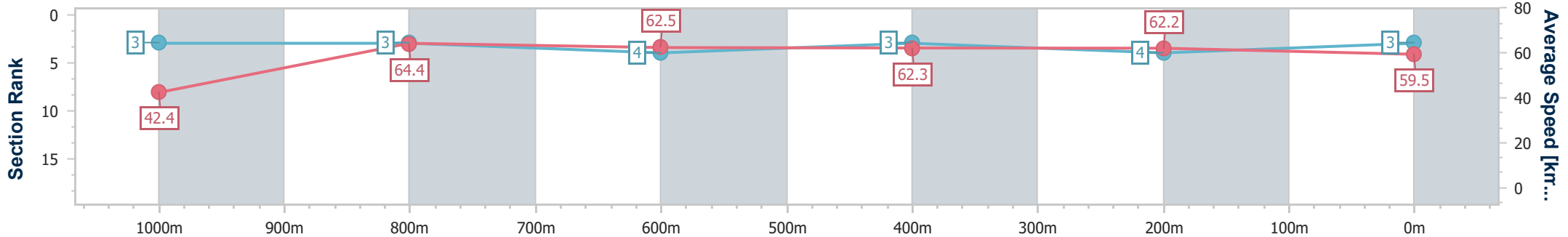
Toowoomba QLD Professional
 Race 2: TOOWOOMBA HOSPITAL EMERGENCY DEPARTMENT
 BENCHMARK 58 Handicap - 1100m



10 August 2024 - 18:17

Track Rating: Good 4, Weather: Fine, Rail Position: +2.5m Entire

Section	Overall	1000m	800m	600m	400m	200m
Section Times	1:06.34 [3] (0:08.52)	0:57.82 [3] (0:11.10)	0:46.72 [3] (0:11.48)	0:35.24 [4] (0:11.53)	0:23.71 [3] (0:11.59)	0:12.12 [4] (0:12.12)
Average Speed [km/h]	42.4	64.4	62.5	62.3	62.2	59.5
Top Speed [km/h]	62.8	65.9	64.4	63.8	63.2	61.4
Avg. Dist. to Rail [m]	3.0	2.1	1.0	0.6	0.7	0.9
Avg. Stride Freq. [Hz]	2.3	2.5	2.4	2.4	2.4	2.4
Avg. Stride Length [m]	5.1	7.1	7.1	7.3	7.1	6.9



- [] Ranking at each section and finish
- .-.- No data available at this section
- NA No data available



Horse/Jockey Name	Recanati
Final Rank	4
Fastest Section Time (Section)	0:08.23 (Overall)
Top Speed [km/h] (Section)	67.2 (1000m)
Race State	Finished



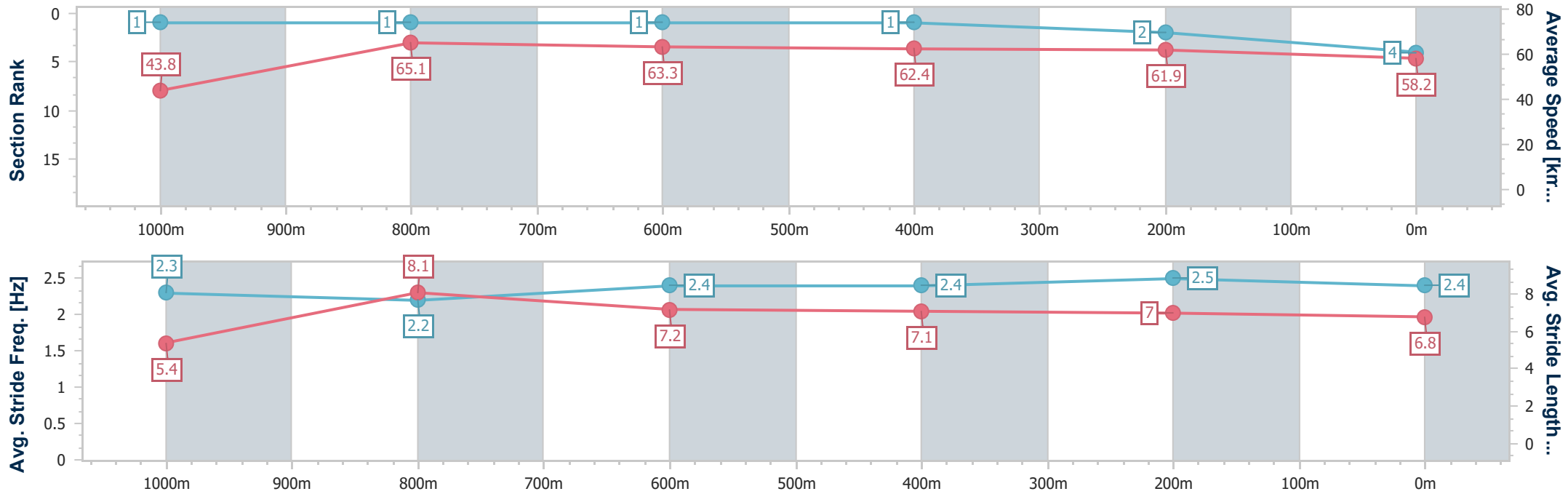
Toowoomba QLD Professional
 Race 2: TOOWOOMBA HOSPITAL EMERGENCY DEPARTMENT
 BENCHMARK 58 Handicap - 1100m



10 August 2024 - 18:17

Track Rating: Good 4, Weather: Fine, Rail Position: +2.5m Entire

Section	Overall	1000m	800m	600m	400m	200m
Section Times	1:06.34 [4] (0:08.23)	0:58.11 [1] (0:11.15)	0:46.96 [1] (0:11.44)	0:35.52 [1] (0:11.60)	0:23.92 [1] (0:11.53)	0:12.39 [2] (0:12.39)
Average Speed [km/h]	43.8	65.1	63.3	62.4	61.9	58.2
Top Speed [km/h]	63.4	67.2	64.8	63.6	63.2	60.4
Avg. Dist. to Rail [m]	8.0	3.5	2.4	0.8	1.6	0.5
Avg. Stride Freq. [Hz]	2.3	2.2	2.4	2.4	2.5	2.4
Avg. Stride Length [m]	5.4	8.1	7.2	7.1	7.0	6.8



- [] Ranking at each section and finish
- .-.- No data available at this section
- NA No data available



Horse/Jockey Name	Connewarre
Final Rank	5
Fastest Section Time (Section)	0:08.73 (Overall)
Top Speed [km/h] (Section)	67.3 (1000m)
Race State	Finished



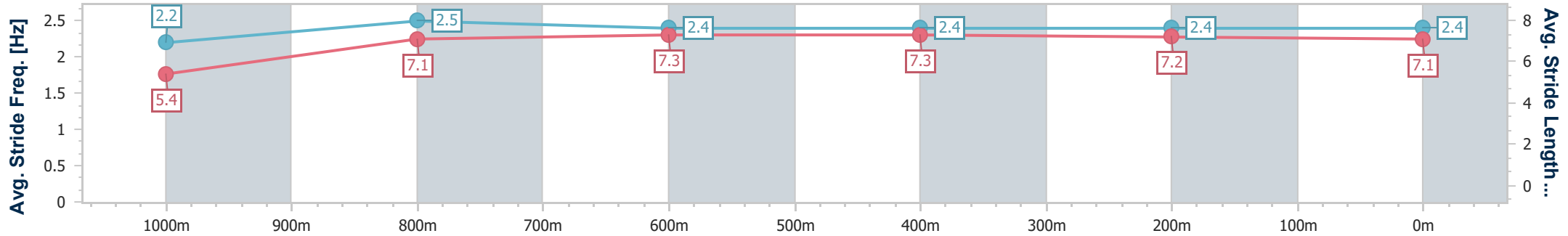
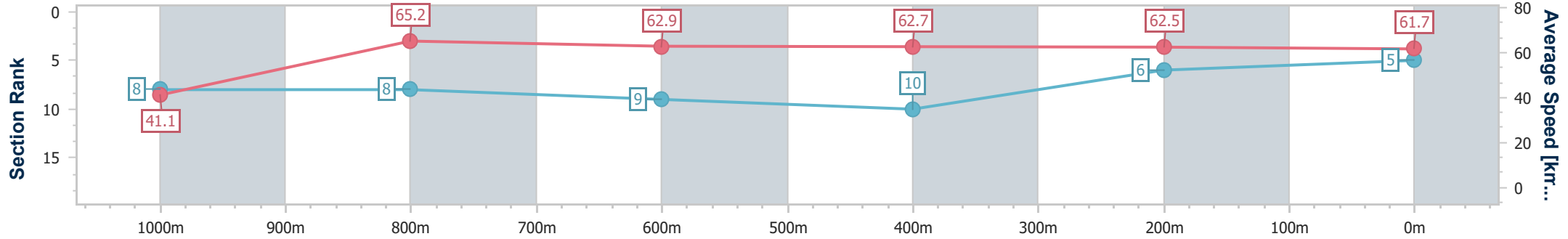
Toowoomba QLD Professional
 Race 2: TOOWOOMBA HOSPITAL EMERGENCY DEPARTMENT
 BENCHMARK 58 Handicap - 1100m



10 August 2024 - 18:17

Track Rating: Good 4, Weather: Fine, Rail Position: +2.5m Entire

Section	Overall	1000m	800m	600m	400m	200m
Section Times	1:06.52 [5] (0:08.73)	0:57.79 [8] (0:11.25)	0:46.54 [8] (0:11.62)	0:34.92 [9] (0:11.65)	0:23.27 [10] (0:11.65)	0:11.62 [6] (0:11.62)
Average Speed [km/h]	41.1	65.2	62.9	62.7	62.5	61.7
Top Speed [km/h]	63.5	67.3	64.4	63.8	63.9	63.4
Avg. Dist. to Rail [m]	9.6	5.0	3.9	2.8	3.8	4.0
Avg. Stride Freq. [Hz]	2.2	2.5	2.4	2.4	2.4	2.4
Avg. Stride Length [m]	5.4	7.1	7.3	7.3	7.2	7.1



- [] Ranking at each section and finish
- .-.- No data available at this section
- NA No data available



Horse/Jockey Name	Boom Boom Bella
Final Rank	6
Fastest Section Time (Section)	0:08.82 (Overall)
Top Speed [km/h] (Section)	65.3 (800m)
Race State	Finished



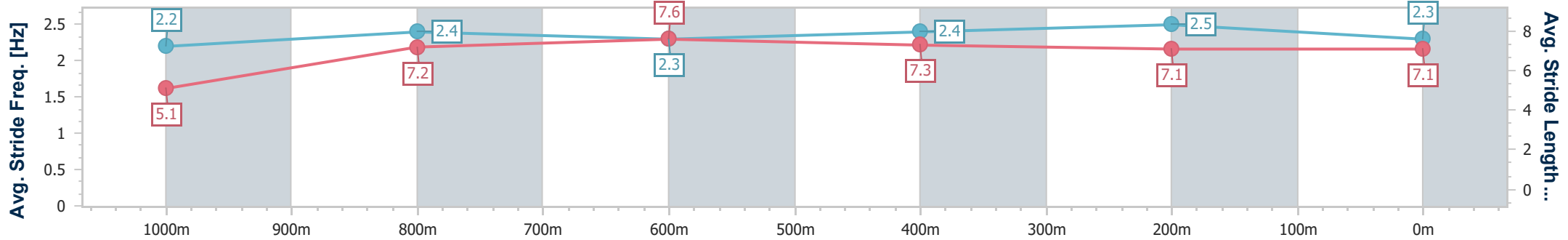
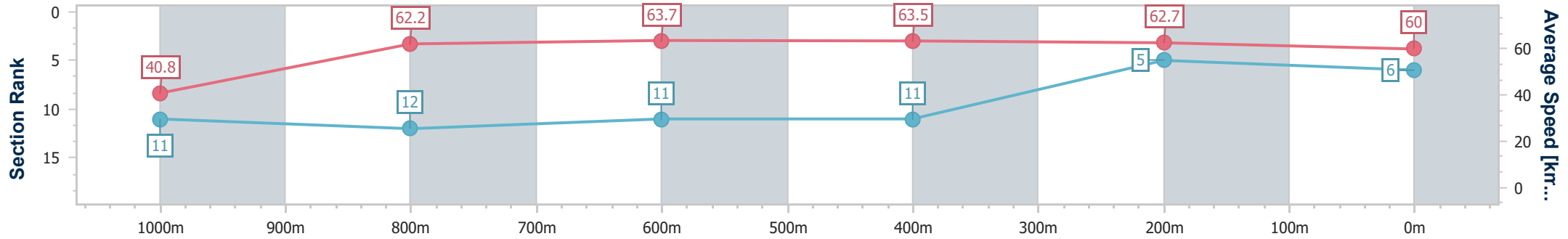
Toowoomba QLD Professional
 Race 2: TOOWOOMBA HOSPITAL EMERGENCY DEPARTMENT
 BENCHMARK 58 Handicap - 1100m



10 August 2024 - 18:17

Track Rating: Good 4, Weather: Fine, Rail Position: +2.5m Entire

Section	Overall	1000m	800m	600m	400m	200m
Section Times	1:06.89 [6] (0:08.82)	0:58.07 [11] (0:11.65)	0:46.42 [12] (0:11.35)	0:35.07 [11] (0:11.49)	0:23.58 [11] (0:11.57)	0:12.01 [5] (0:12.01)
Average Speed [km/h]	40.8	62.2	63.7	63.5	62.7	60.0
Top Speed [km/h]	60.2	63.8	65.3	65.1	63.8	62.5
Avg. Dist. to Rail [m]	5.4	1.6	1.8	2.6	3.2	4.2
Avg. Stride Freq. [Hz]	2.2	2.4	2.3	2.4	2.5	2.3
Avg. Stride Length [m]	5.1	7.2	7.6	7.3	7.1	7.1



- [] Ranking at each section and finish
- .-.- No data available at this section
- NA No data available



Horse/Jockey Name	First Peoples
Final Rank	7
Fastest Section Time (Section)	0:08.57 (Overall)
Top Speed [km/h] (Section)	65.7 (600m)
Race State	Finished



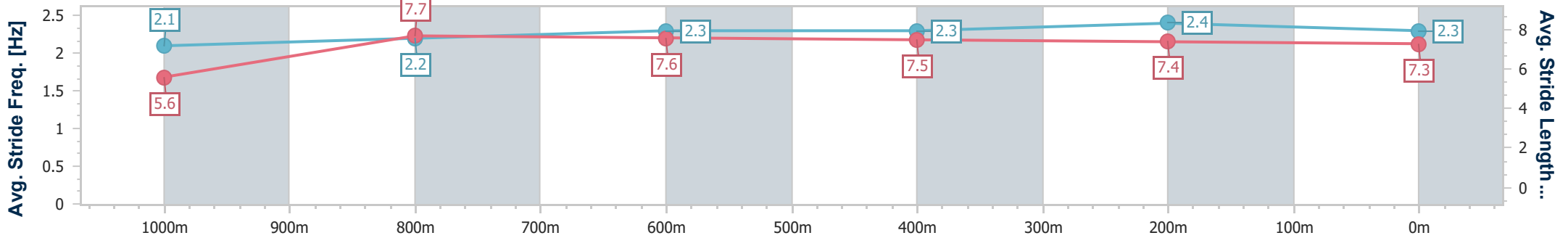
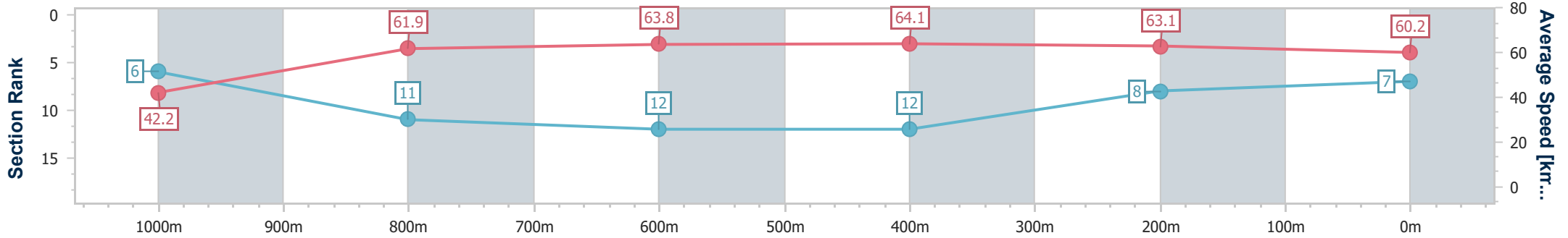
Toowoomba QLD Professional
 Race 2: TOOWOOMBA HOSPITAL EMERGENCY DEPARTMENT
 BENCHMARK 58 Handicap - 1100m



10 August 2024 - 18:17

Track Rating: Good 4, Weather: Fine, Rail Position: +2.5m Entire

Section	Overall	1000m	800m	600m	400m	200m
Section Times	1:07.08 [7] (0:08.57)	0:58.51 [6] (0:11.87)	0:46.64 [11] (0:11.62)	0:35.02 [12] (0:11.58)	0:23.44 [12] (0:11.45)	0:11.99 [8] (0:11.99)
Average Speed [km/h]	42.2	61.9	63.8	64.1	63.1	60.2
Top Speed [km/h]	60.9	64.5	65.7	65.7	64.1	61.5
Avg. Dist. to Rail [m]	11.3	4.4	8.8	6.2	1.2	0.9
Avg. Stride Freq. [Hz]	2.1	2.2	2.3	2.3	2.4	2.3
Avg. Stride Length [m]	5.6	7.7	7.6	7.5	7.4	7.3



- [] Ranking at each section and finish
- .-.- No data available at this section
- NA No data available



Horse/Jockey Name	Electric Arrow
Final Rank	8
Fastest Section Time (Section)	0:08.94 (Overall)
Top Speed [km/h] (Section)	67.5 (1000m)
Race State	Finished



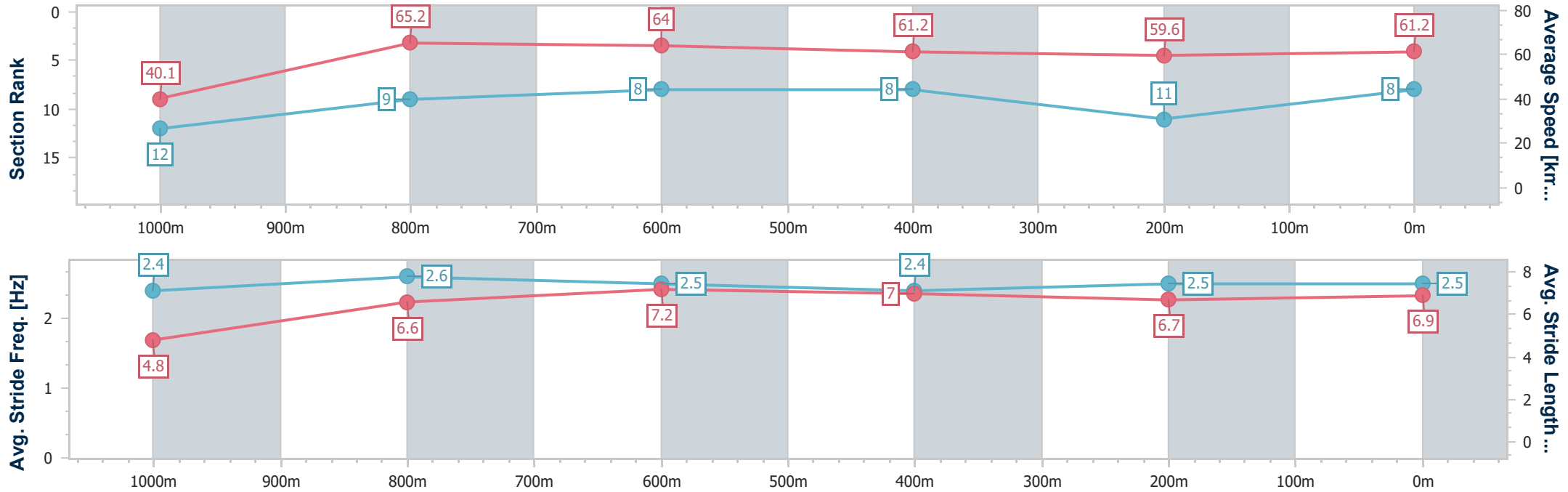
Toowoomba QLD Professional
 Race 2: TOOWOOMBA HOSPITAL EMERGENCY DEPARTMENT
 BENCHMARK 58 Handicap - 1100m



10 August 2024 - 18:17

Track Rating: Good 4, Weather: Fine, Rail Position: +2.5m Entire

Section	Overall	1000m	800m	600m	400m	200m
Section Times	1:07.10 [8] (0:08.94)	0:58.16 [12] (0:11.12)	0:47.04 [9] (0:11.28)	0:35.76 [8] (0:11.80)	0:23.96 [8] (0:12.20)	0:11.76 [11] (0:11.76)
Average Speed [km/h]	40.1	65.2	64.0	61.2	59.6	61.2
Top Speed [km/h]	65.9	67.5	65.1	63.5	61.4	61.9
Avg. Dist. to Rail [m]	3.8	2.3	0.6	0.8	2.8	2.8
Avg. Stride Freq. [Hz]	2.4	2.6	2.5	2.4	2.5	2.5
Avg. Stride Length [m]	4.8	6.6	7.2	7.0	6.7	6.9



- [] Ranking at each section and finish
- .-.- No data available at this section
- NA No data available



Horse/Jockey Name	Chappaquiddick
Final Rank	9
Fastest Section Time (Section)	0:08.73 (Overall)
Top Speed [km/h] (Section)	65.8 (1000m)
Race State	Finished



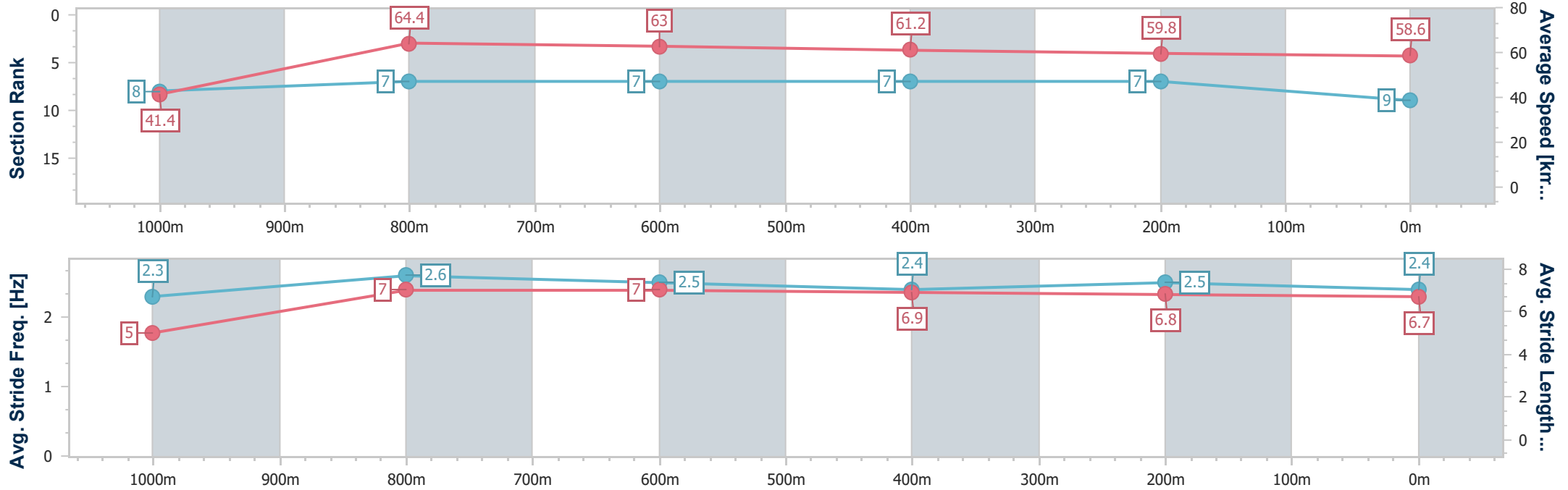
Toowoomba QLD Professional
 Race 2: TOOWOOMBA HOSPITAL EMERGENCY DEPARTMENT
 BENCHMARK 58 Handicap - 1100m



10 August 2024 - 18:17

Track Rating: Good 4, Weather: Fine, Rail Position: +2.5m Entire

Section	Overall	1000m	800m	600m	400m	200m
Section Times	1:07.40 [9] (0:08.73)	0:58.67 [8] (0:11.12)	0:47.55 [7] (0:11.43)	0:36.12 [7] (0:11.77)	0:24.35 [7] (0:12.02)	0:12.33 [7] (0:12.33)
Average Speed [km/h]	41.4	64.4	63.0	61.2	59.8	58.6
Top Speed [km/h]	62.5	65.8	63.7	62.2	60.6	59.3
Avg. Dist. to Rail [m]	0.8	0.9	0.7	0.5	0.3	0.3
Avg. Stride Freq. [Hz]	2.3	2.6	2.5	2.4	2.5	2.4
Avg. Stride Length [m]	5.0	7.0	7.0	6.9	6.8	6.7



- [] Ranking at each section and finish
- .-.- No data available at this section
- NA No data available



Horse/Jockey Name	Hava Craicin Time
Final Rank	10
Fastest Section Time (Section)	0:09.09 (Overall)
Top Speed [km/h] (Section)	66.0 (1000m)
Race State	Finished



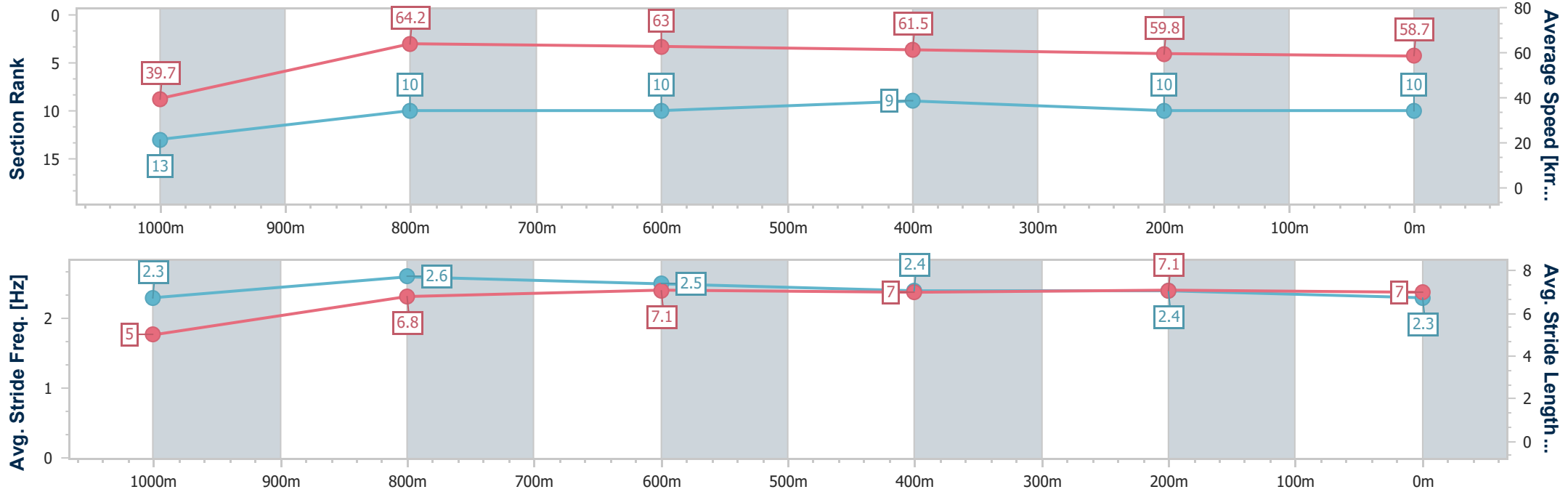
Toowoomba QLD Professional
 Race 2: TOOWOOMBA HOSPITAL EMERGENCY DEPARTMENT
 BENCHMARK 58 Handicap - 1100m



10 August 2024 - 18:17

Track Rating: Good 4, Weather: Fine, Rail Position: +2.5m Entire

Section	Overall	1000m	800m	600m	400m	200m
Section Times	1:07.50 [10] (0:09.09)	0:58.41 [13] (0:11.22)	0:47.19 [10] (0:11.37)	0:35.82 [10] (0:11.56)	0:24.26 [9] (0:11.99)	0:12.27 [10] (0:12.27)
Average Speed [km/h]	39.7	64.2	63.0	61.5	59.8	58.7
Top Speed [km/h]	62.4	66.0	64.0	63.6	61.2	59.6
Avg. Dist. to Rail [m]	5.1	1.9	2.0	2.0	0.8	0.5
Avg. Stride Freq. [Hz]	2.3	2.6	2.5	2.4	2.4	2.3
Avg. Stride Length [m]	5.0	6.8	7.1	7.0	7.1	7.0



- [] Ranking at each section and finish
- .-.- No data available at this section
- NA No data available



Horse/Jockey Name	Heart of Kings
Final Rank	11
Fastest Section Time (Section)	0:08.54 (Overall)
Top Speed [km/h] (Section)	67.2 (1000m)
Race State	Finished



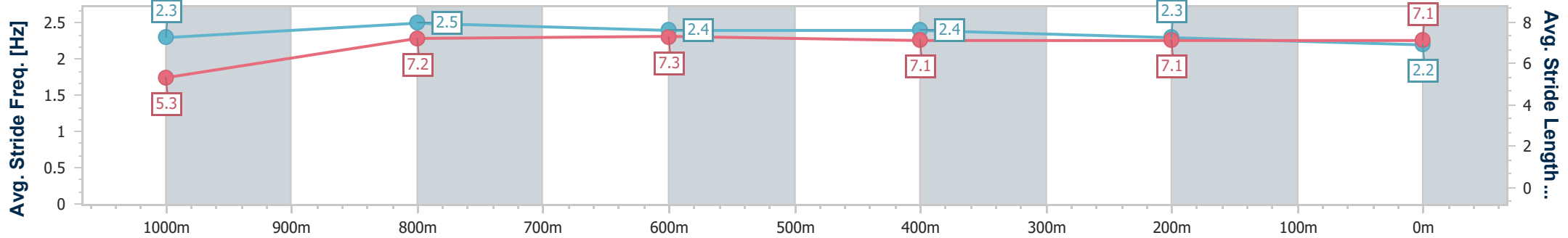
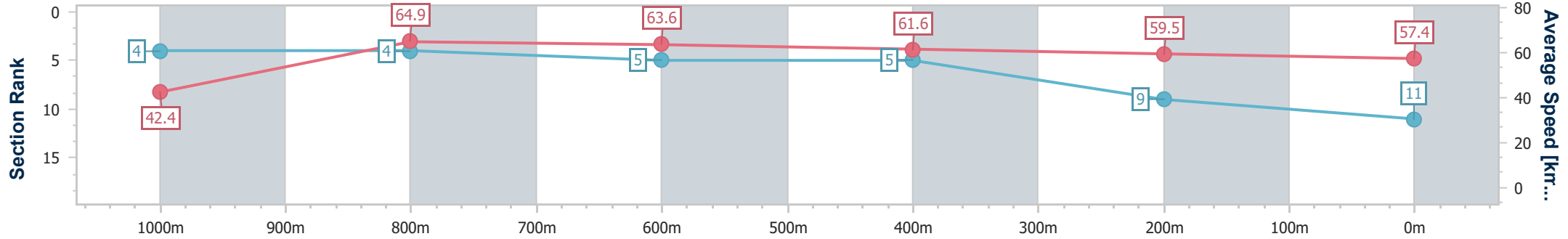
Toowoomba QLD Professional
 Race 2: TOOWOOMBA HOSPITAL EMERGENCY DEPARTMENT
 BENCHMARK 58 Handicap - 1100m



10 August 2024 - 18:17

Track Rating: Good 4, Weather: Fine, Rail Position: +2.5m Entire

Section	Overall	1000m	800m	600m	400m	200m
Section Times	1:07.68 [11] (0:08.54)	0:59.14 [4] (0:11.19)	0:47.95 [4] (0:11.42)	0:36.53 [5] (0:11.84)	0:24.69 [5] (0:12.11)	0:12.58 [9] (0:12.58)
Average Speed [km/h]	42.4	64.9	63.6	61.6	59.5	57.4
Top Speed [km/h]	62.7	67.2	65.3	63.7	60.4	59.1
Avg. Dist. to Rail [m]	6.0	3.9	3.1	2.1	0.5	0.8
Avg. Stride Freq. [Hz]	2.3	2.5	2.4	2.4	2.3	2.2
Avg. Stride Length [m]	5.3	7.2	7.3	7.1	7.1	7.1



- [] Ranking at each section and finish
- .-.- No data available at this section
- NA No data available



Horse/Jockey Name	Barrymore
Final Rank	12
Fastest Section Time (Section)	0:08.81 (Overall)
Top Speed [km/h] (Section)	64.2 (600m)
Race State	Finished



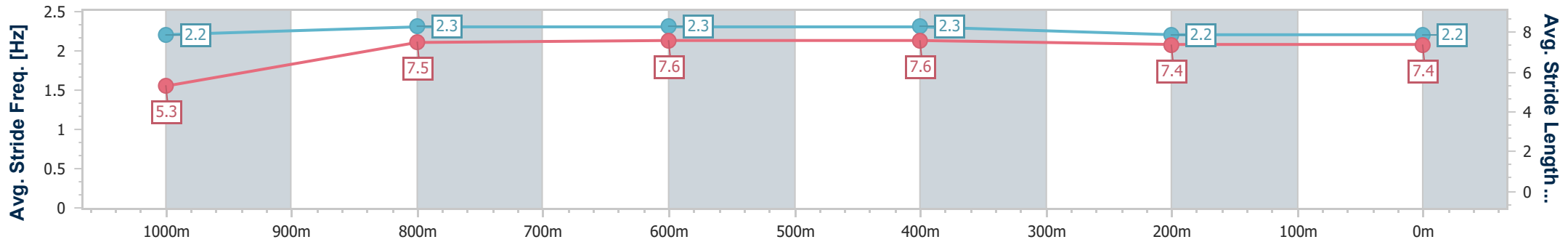
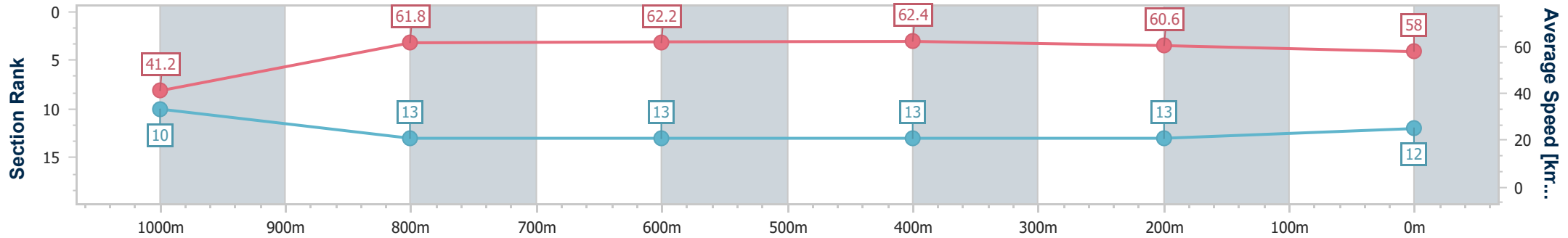
Toowoomba QLD Professional
 Race 2: TOOWOOMBA HOSPITAL EMERGENCY DEPARTMENT
 BENCHMARK 58 Handicap - 1100m



10 August 2024 - 18:17

Track Rating: Good 4, Weather: Fine, Rail Position: +2.5m Entire

Section	Overall	1000m	800m	600m	400m	200m
Section Times	1:07.98 [12] (0:08.81)	0:59.17 [10] (0:11.72)	0:47.45 [13] (0:11.63)	0:35.82 [13] (0:11.56)	0:24.26 [13] (0:11.86)	0:12.40 [13] (0:12.40)
Average Speed [km/h]	41.2	61.8	62.2	62.4	60.6	58.0
Top Speed [km/h]	59.1	62.7	63.0	64.2	61.7	60.3
Avg. Dist. to Rail [m]	6.6	2.1	2.1	0.6	0.7	0.6
Avg. Stride Freq. [Hz]	2.2	2.3	2.3	2.3	2.2	2.2
Avg. Stride Length [m]	5.3	7.5	7.6	7.6	7.4	7.4



- [] Ranking at each section and finish
- .-.- No data available at this section
- NA No data available



Horse/Jockey Name	Keyboard
Final Rank	13
Fastest Section Time (Section)	0:08.56 (Overall)
Top Speed [km/h] (Section)	66.7 (1000m)
Race State	Finished



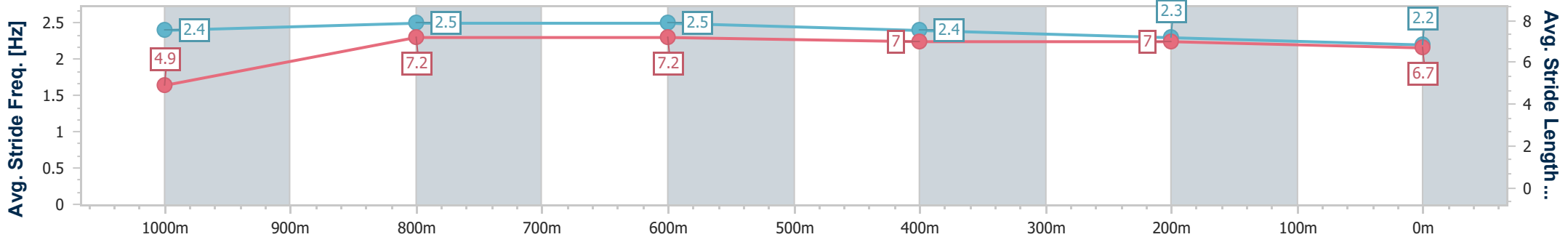
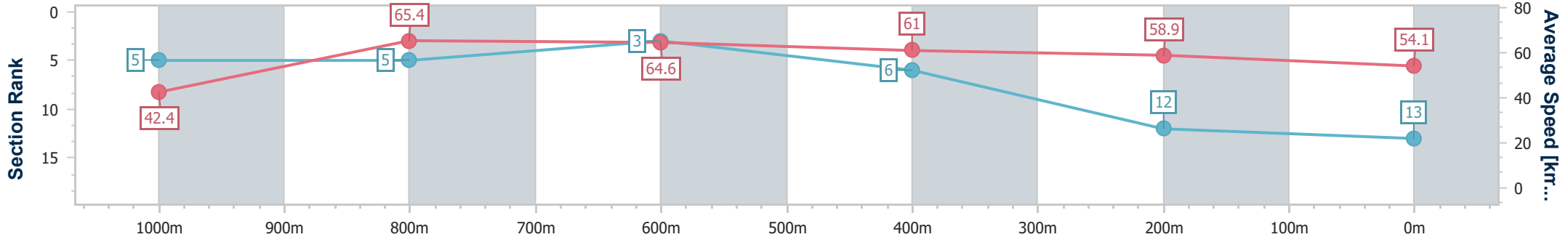
Toowoomba QLD Professional
 Race 2: TOOWOOMBA HOSPITAL EMERGENCY DEPARTMENT
 BENCHMARK 58 Handicap - 1100m



10 August 2024 - 18:17

Track Rating: Good 4, Weather: Fine, Rail Position: +2.5m Entire

Section	Overall	1000m	800m	600m	400m	200m
Section Times	1:08.61 [13] (0:08.56)	1:00.05 [5] (0:11.20)	0:48.85 [5] (0:11.30)	0:37.55 [3] (0:11.95)	0:25.60 [6] (0:12.38)	0:13.22 [12] (0:13.22)
Average Speed [km/h]	42.4	65.4	64.6	61.0	58.9	54.1
Top Speed [km/h]	64.8	66.7	66.4	63.5	60.0	58.1
Avg. Dist. to Rail [m]	11.7	5.9	3.4	3.1	2.7	2.3
Avg. Stride Freq. [Hz]	2.4	2.5	2.5	2.4	2.3	2.2
Avg. Stride Length [m]	4.9	7.2	7.2	7.0	7.0	6.7



- [] Ranking at each section and finish
- .-.- No data available at this section
- NA No data available



Toowoomba QLD Professional

Race 3: HUTCHINSON BUILDERS Class 1 Handicap - 870m

10 August 2024 - 18:53



Track Rating: Good 4, Weather: Fine, Rail Position: +2.5m Entire

Section											Last 600m		
Field Times		Overall	800m	600m	400m	200m						0:33.40	
		0:50.14 (0:06.09)	0:44.05 (0:10.65)	0:33.40 (0:10.83)	0:22.57 (0:11.02)	0:11.55 (0:11.55)							
Rank	TAB	Horse/Jockey	Barrier	Top Speed [km/h]	Fastest Section						Margin	Distance Travelled [m]	
1	4	RAN NA LADY Les Tilley	12	68.9 800m	0:06.09 Overall	0:50.14 [1] (0:06.09)	0:44.05 [1] (0:10.65)	0:33.40 [1] (0:10.83)	0:22.57 [1] (0:11.02)	0:11.55 [1] (0:11.55)	0:50.14	0:33.40	
2	7	ACIREMA Luke Tarrant	6	69.7 800m	0:06.56 Overall	0:50.75 [2] (0:06.56)	0:44.19 [2] (0:10.64)	0:33.55 [4] (0:10.86)	0:22.69 [4] (0:11.16)	0:11.53 [2] (0:11.53)	3.5L	0:33.55	-2
3	6	LITTLEMISSCANCAN Shania Willis	7	67.4 600m	0:06.92 Overall	0:50.95 [3] (0:06.92)	0:44.03 [7] (0:11.04)	0:32.99 [7] (0:10.67)	0:22.32 [6] (0:11.03)	0:11.29 [7] (0:11.29)	4.5L	0:32.99	-4
4	3	HUSS ON FIRST Dan McGillivray	3	69.7 600m	0:07.17 Overall	0:51.03 [4] (0:07.17)	0:43.86 [8] (0:10.90)	0:32.96 [8] (0:10.67)	0:22.29 [8] (0:10.92)	0:11.37 [6] (0:11.37)	4.8L	0:32.96	+1
5	9	VIENNESE LOVER Dylan Bennett	2	68.0 800m	0:06.57 Overall	0:51.46 [5] (0:06.57)	0:44.89 [4] (0:10.81)	0:34.08 [5] (0:10.91)	0:23.17 [5] (0:11.33)	0:11.84 [5] (0:11.84)	7.3L	0:34.08	-2
6	8	SAY WHEN SUTTY Rob Thorburn	11	69.1 800m	0:06.57 Overall	0:51.65 [6] (0:06.57)	0:45.08 [3] (0:10.59)	0:34.49 [3] (0:10.78)	0:23.71 [3] (0:11.42)	0:12.29 [3] (0:12.29)	8.3L	0:34.49	+3
7	12	MOONSTRIKER Liv O'Donnell	10	67.2 800m	0:06.72 Overall	0:51.92 [7] (0:06.72)	0:45.20 [6] (0:11.01)	0:34.19 [6] (0:10.99)	0:23.20 [7] (0:11.29)	0:11.91 [8] (0:11.91)	9.8L	0:34.19	+0
8	1	ARNIE'S ARMY Nathan Fazackerley	8	69.7 800m	0:06.57 Overall	0:51.99 [8] (0:06.57)	0:45.42 [4] (0:10.55)	0:34.87 [2] (0:10.79)	0:24.08 [2] (0:11.52)	0:12.56 [4] (0:12.56)	10.1L	0:34.87	+2

Scratched: Revitup Charlie (#11), Ariat (#5), Bean Groovy (#13), The Bell Jar (#14), Don't Cha Wish (#2), Donmore Girl (#10)



Horse/Jockey Name	Ran Na Lady
Final Rank	1
Fastest Section Time (Section)	0:06.09 (Overall)
Top Speed [km/h] (Section)	68.9 (800m)
Race State	Finished



Toowoomba QLD Professional

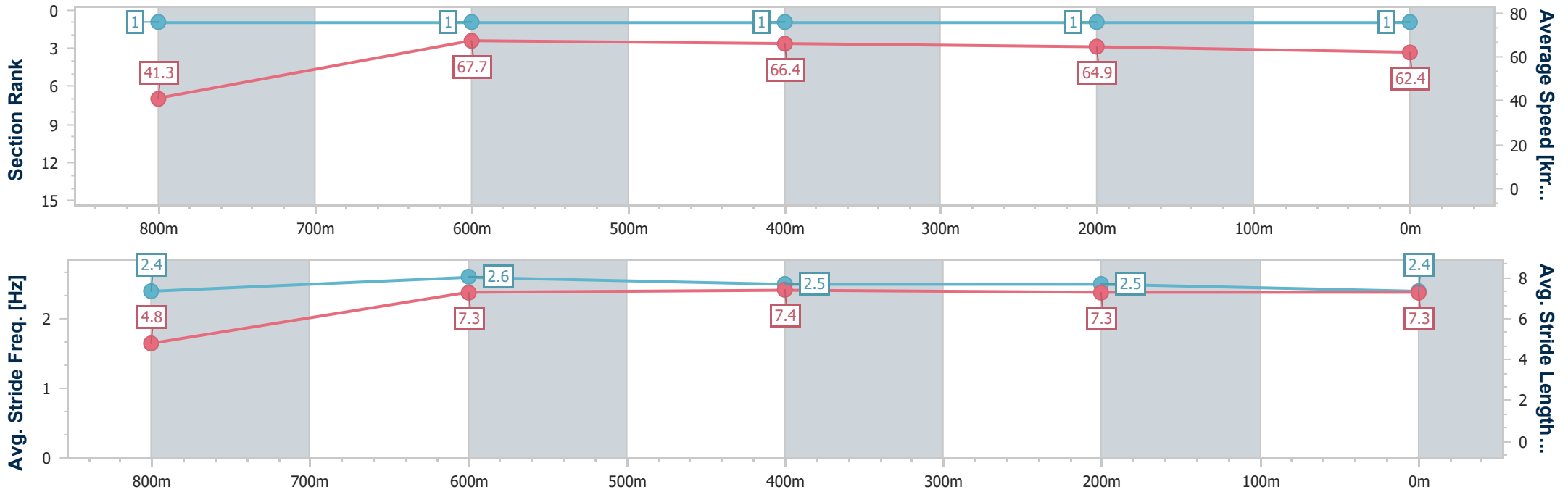
Race 3: HUTCHINSON BUILDERS Class 1 Handicap - 870m

10 August 2024 - 18:53

Track Rating: Good 4, Weather: Fine, Rail Position: +2.5m Entire



Section	Overall	800m	600m	400m	200m
Section Times	0:50.14 [1] (0:06.09)	0:44.05 [1] (0:10.65)	0:33.40 [1] (0:10.83)	0:22.57 [1] (0:11.02)	0:11.55 [1] (0:11.55)
Average Speed [km/h]	41.3	67.7	66.4	64.9	62.4
Top Speed [km/h]	64.1	68.9	68.2	66.2	64.7
Avg. Dist. to Rail [m]	3.6	0.7	0.5	1.0	0.6
Avg. Stride Freq. [Hz]	2.4	2.6	2.5	2.5	2.4
Avg. Stride Length [m]	4.8	7.3	7.4	7.3	7.3



- [] Ranking at each section and finish
- .-.- No data available at this section
- NA No data available



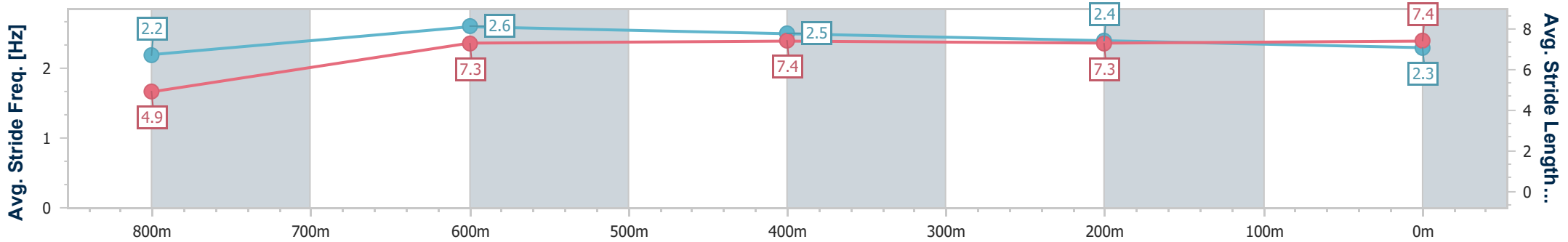
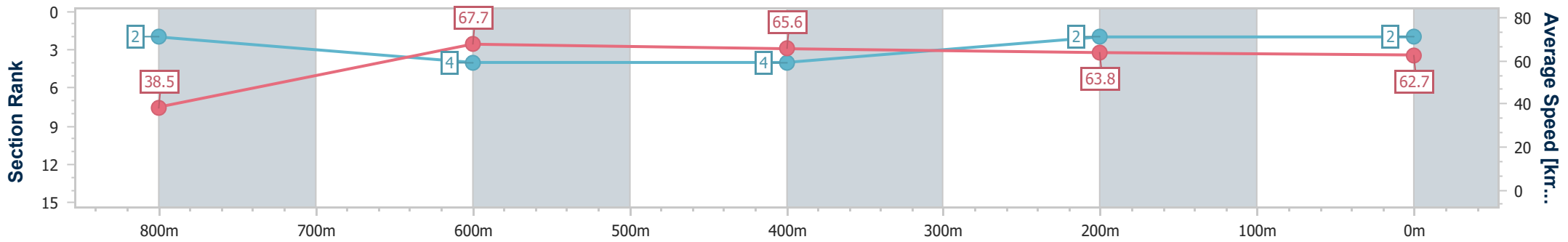
Horse/Jockey Name	Acirema
Final Rank	2
Fastest Section Time (Section)	0:06.56 (Overall)
Top Speed [km/h] (Section)	69.7 (800m)
Race State	Finished



Toowoomba QLD Professional
 Race 3: HUTCHINSON BUILDERS Class 1 Handicap - 870m
 10 August 2024 - 18:53
 Track Rating: Good 4, Weather: Fine, Rail Position: +2.5m Entire



Section	Overall	800m	600m	400m	200m
Section Times	0:50.75 [2] (0:06.56)	0:44.19 [2] (0:10.64)	0:33.55 [4] (0:10.86)	0:22.69 [4] (0:11.16)	0:11.53 [2] (0:11.53)
Average Speed [km/h]	38.5	67.7	65.6	63.8	62.7
Top Speed [km/h]	63.2	69.7	68.2	64.7	63.4
Avg. Dist. to Rail [m]	1.5	0.8	2.1	2.5	0.8
Avg. Stride Freq. [Hz]	2.2	2.6	2.5	2.4	2.3
Avg. Stride Length [m]	4.9	7.3	7.4	7.3	7.4



- [] Ranking at each section and finish
- .-.- No data available at this section
- NA No data available



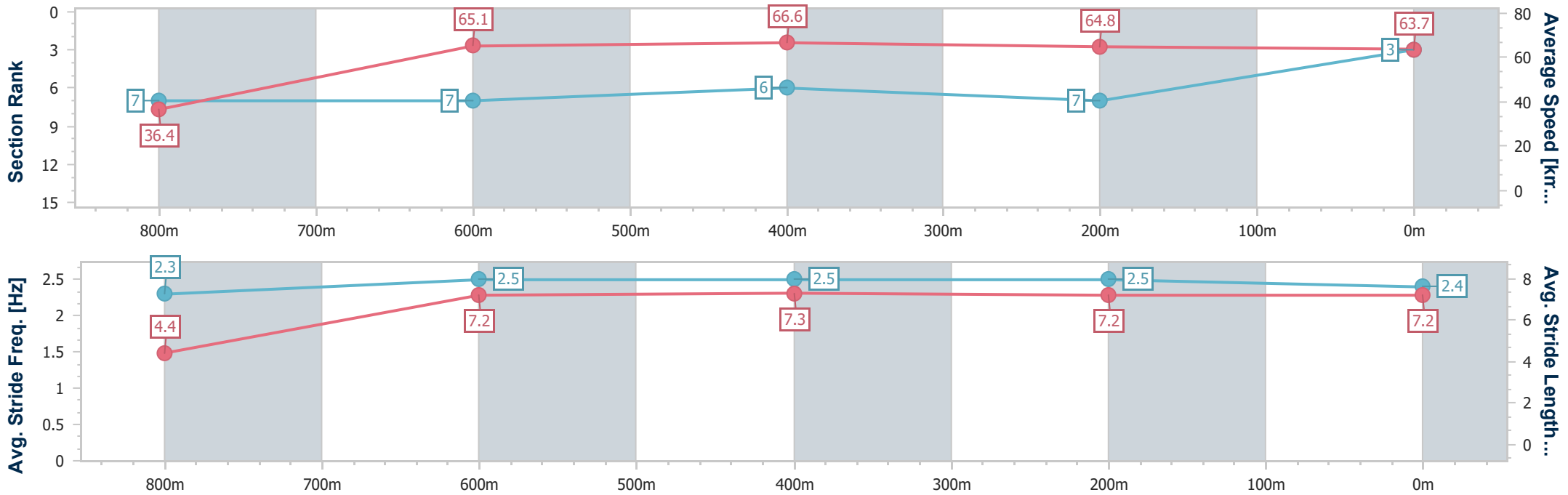
Horse/Jockey Name	Littlemisscancan
Final Rank	3
Fastest Section Time (Section)	0:06.92 (Overall)
Top Speed [km/h] (Section)	67.4 (600m)
Race State	Finished



Toowoomba QLD Professional
 Race 3: HUTCHINSON BUILDERS Class 1 Handicap - 870m
 10 August 2024 - 18:53
 Track Rating: Good 4, Weather: Fine, Rail Position: +2.5m Entire



Section	Overall	800m	600m	400m	200m
Section Times	0:50.95 [3] (0:06.92)	0:44.03 [7] (0:11.04)	0:32.99 [7] (0:10.67)	0:22.32 [6] (0:11.03)	0:11.29 [7] (0:11.29)
Average Speed [km/h]	36.4	65.1	66.6	64.8	63.7
Top Speed [km/h]	60.9	67.0	67.4	66.0	64.5
Avg. Dist. to Rail [m]	1.9	1.0	2.6	2.1	0.6
Avg. Stride Freq. [Hz]	2.3	2.5	2.5	2.5	2.4
Avg. Stride Length [m]	4.4	7.2	7.3	7.2	7.2



- [] Ranking at each section and finish
- .-.- No data available at this section
- NA No data available



Horse/Jockey Name	Huss On First
Final Rank	4
Fastest Section Time (Section)	0:07.17 (Overall)
Top Speed [km/h] (Section)	69.7 (600m)
Race State	Finished



Toowoomba QLD Professional

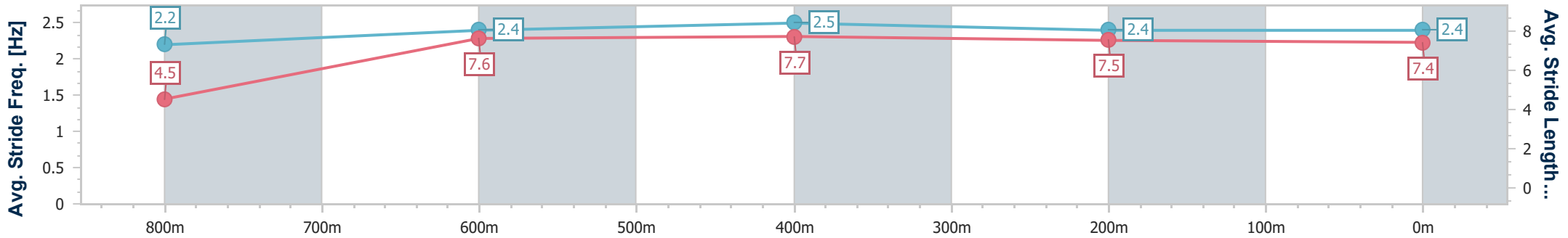
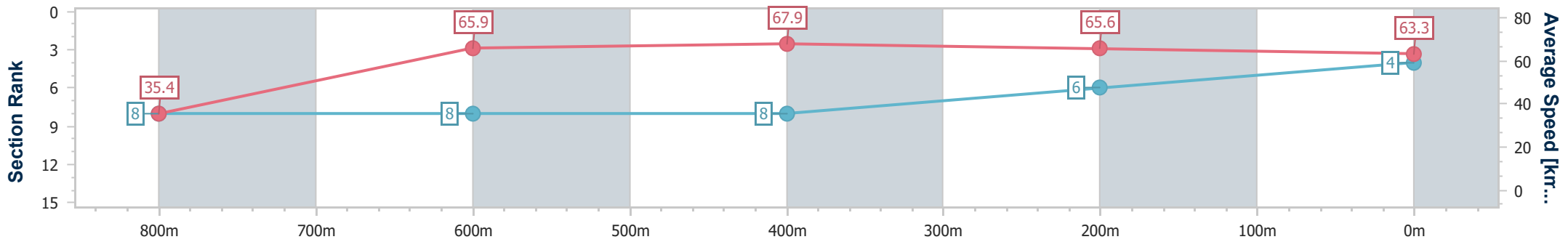
Race 3: HUTCHINSON BUILDERS Class 1 Handicap - 870m

10 August 2024 - 18:53

Track Rating: Good 4, Weather: Fine, Rail Position: +2.5m Entire



Section	Overall	800m	600m	400m	200m
Section Times	0:51.03 [4] (0:07.17)	0:43.86 [8] (0:10.90)	0:32.96 [8] (0:10.67)	0:22.29 [8] (0:10.92)	0:11.37 [6] (0:11.37)
Average Speed [km/h]	35.4	65.9	67.9	65.6	63.3
Top Speed [km/h]	60.5	69.1	69.7	66.7	64.8
Avg. Dist. to Rail [m]	2.5	0.7	0.6	1.3	2.9
Avg. Stride Freq. [Hz]	2.2	2.4	2.5	2.4	2.4
Avg. Stride Length [m]	4.5	7.6	7.7	7.5	7.4



- [] Ranking at each section and finish
- .-.- No data available at this section
- NA No data available



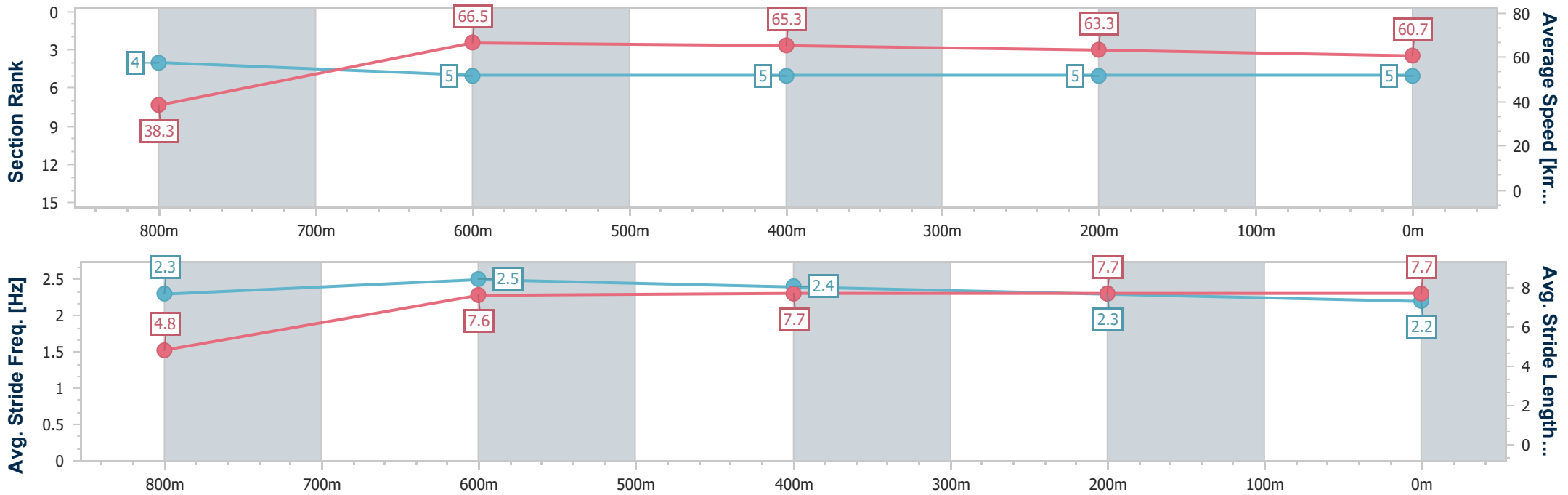
Horse/Jockey Name	Viennese Lover
Final Rank	5
Fastest Section Time (Section)	0:06.57 (Overall)
Top Speed [km/h] (Section)	68.0 (800m)
Race State	Finished



Toowoomba QLD Professional
 Race 3: HUTCHINSON BUILDERS Class 1 Handicap - 870m
 10 August 2024 - 18:53
 Track Rating: Good 4, Weather: Fine, Rail Position: +2.5m Entire



Section	Overall	800m	600m	400m	200m
Section Times	0:51.46 [5] (0:06.57)	0:44.89 [4] (0:10.81)	0:34.08 [5] (0:10.91)	0:23.17 [5] (0:11.33)	0:11.84 [5] (0:11.84)
Average Speed [km/h]	38.3	66.5	65.3	63.3	60.7
Top Speed [km/h]	62.4	68.0	68.0	65.1	62.1
Avg. Dist. to Rail [m]	3.1	0.7	1.5	1.3	1.6
Avg. Stride Freq. [Hz]	2.3	2.5	2.4	2.3	2.2
Avg. Stride Length [m]	4.8	7.6	7.7	7.7	7.7



- [] Ranking at each section and finish
- .-.- No data available at this section
- NA No data available



Horse/Jockey Name	Say When Suttly
Final Rank	6
Fastest Section Time (Section)	0:06.57 (Overall)
Top Speed [km/h] (Section)	69.1 (800m)
Race State	Finished



Toowoomba QLD Professional

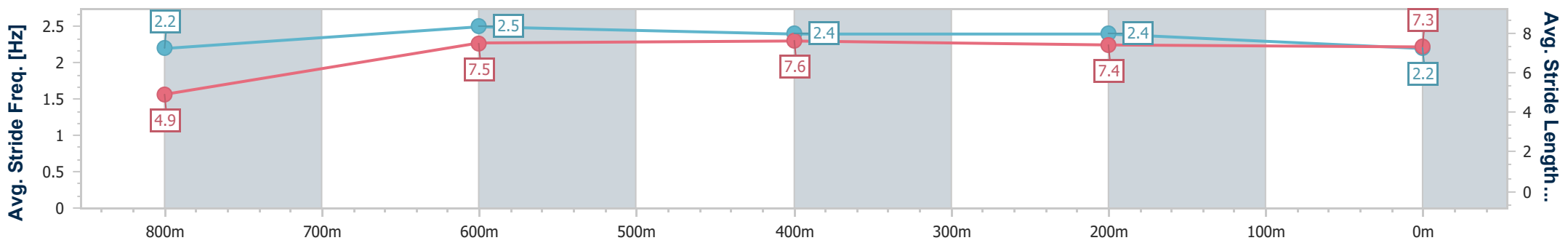
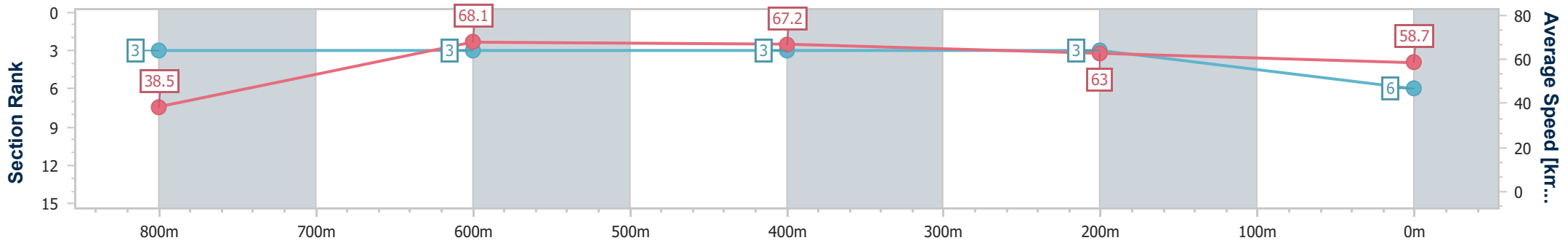
Race 3: HUTCHINSON BUILDERS Class 1 Handicap - 870m

10 August 2024 - 18:53



Track Rating: Good 4, Weather: Fine, Rail Position: +2.5m Entire

Section	Overall	800m	600m	400m	200m
Section Times	0:51.65 [6] (0:06.57)	0:45.08 [3] (0:10.59)	0:34.49 [3] (0:10.78)	0:23.71 [3] (0:11.42)	0:12.29 [3] (0:12.29)
Average Speed [km/h]	38.5	68.1	67.2	63.0	58.7
Top Speed [km/h]	65.2	69.1	68.5	64.7	61.0
Avg. Dist. to Rail [m]	3.7	2.3	0.7	0.5	1.5
Avg. Stride Freq. [Hz]	2.2	2.5	2.4	2.4	2.2
Avg. Stride Length [m]	4.9	7.5	7.6	7.4	7.3



- [] Ranking at each section and finish
- .-.- No data available at this section
- NA No data available



Horse/Jockey Name	Moonstriker
Final Rank	7
Fastest Section Time (Section)	0:06.72 (Overall)
Top Speed [km/h] (Section)	67.2 (800m)
Race State	Finished



Toowoomba QLD Professional

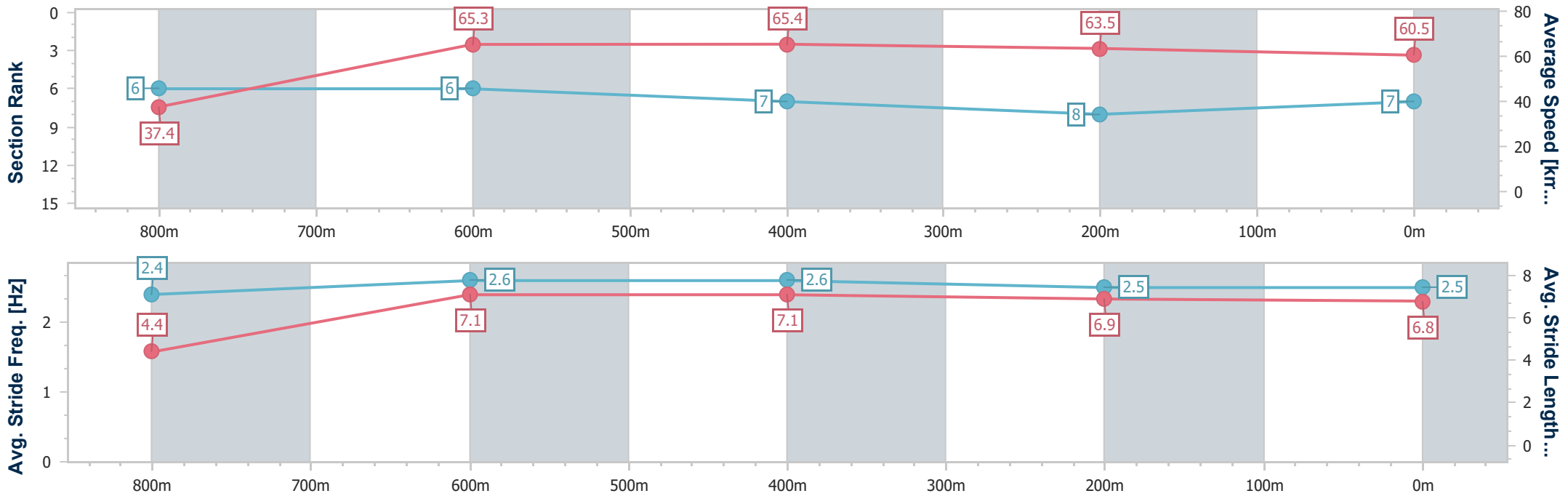
Race 3: HUTCHINSON BUILDERS Class 1 Handicap - 870m

10 August 2024 - 18:53

Track Rating: Good 4, Weather: Fine, Rail Position: +2.5m Entire



Section	Overall	800m	600m	400m	200m
Section Times	0:51.92 [7] (0:06.72)	0:45.20 [6] (0:11.01)	0:34.19 [6] (0:10.99)	0:23.20 [7] (0:11.29)	0:11.91 [8] (0:11.91)
Average Speed [km/h]	37.4	65.3	65.4	63.5	60.5
Top Speed [km/h]	60.6	67.2	66.2	65.2	63.9
Avg. Dist. to Rail [m]	2.1	0.8	0.6	1.3	1.2
Avg. Stride Freq. [Hz]	2.4	2.6	2.6	2.5	2.5
Avg. Stride Length [m]	4.4	7.1	7.1	6.9	6.8



- [] Ranking at each section and finish
- .-.- No data available at this section
- NA No data available



Horse/Jockey Name	Arnie's Army
Final Rank	8
Fastest Section Time (Section)	0:06.57 (Overall)
Top Speed [km/h] (Section)	69.7 (800m)
Race State	Finished



Toowoomba QLD Professional

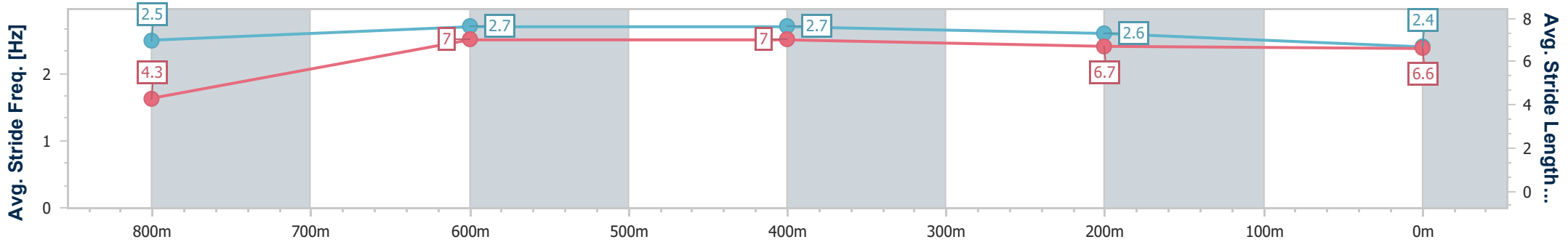
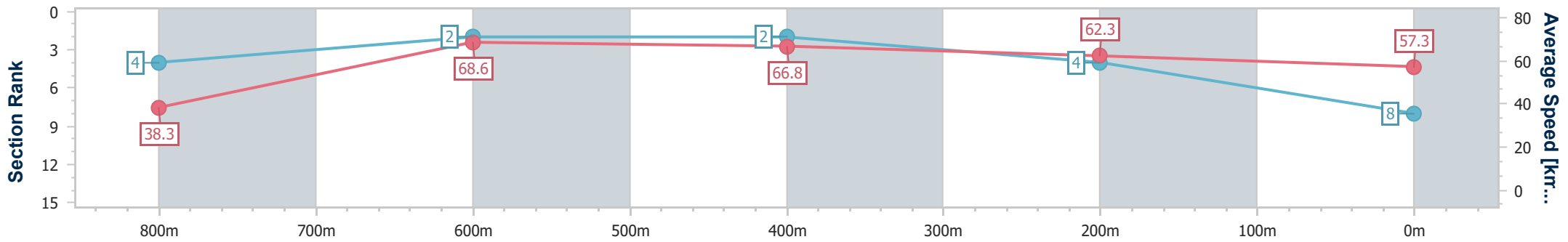
Race 3: HUTCHINSON BUILDERS Class 1 Handicap - 870m

10 August 2024 - 18:53



Track Rating: Good 4, Weather: Fine, Rail Position: +2.5m Entire

Section	Overall	800m	600m	400m	200m
Section Times	0:51.99 [8] (0:06.57)	0:45.42 [4] (0:10.55)	0:34.87 [2] (0:10.79)	0:24.08 [2] (0:11.52)	0:12.56 [4] (0:12.56)
Average Speed [km/h]	38.3	68.6	66.8	62.3	57.3
Top Speed [km/h]	65.0	69.7	68.7	64.7	60.0
Avg. Dist. to Rail [m]	2.1	2.3	0.9	0.4	0.4
Avg. Stride Freq. [Hz]	2.5	2.7	2.7	2.6	2.4
Avg. Stride Length [m]	4.3	7.0	7.0	6.7	6.6



- [] Ranking at each section and finish
- .-.- No data available at this section
- NA No data available



Toowoomba QLD Professional

Race 4: TEDCREW Maiden Handicap - 1300m

10 August 2024 - 19:27



Track Rating: Good 4, Weather: Fine, Rail Position: +2.5m Entire

Section		Field Times											
Overall	1200m	1000m	800m	600m	400m	Last 600m							
1:19.61 (0:08.47)	1:11.14 (0:10.64)	1:00.50 (0:11.32)	0:49.18 (0:11.74)	0:37.44 (0:12.38)	0:25.06 (0:12.84)	0:37.44							
Rank	TAB	Horse/Jockey	Barrier	Top Speed [km/h]	Fastest Section	Overall	1200m	1000m	800m	600m	400m	Last 600m	Distance Travelled [m]
1	8	TRAUTMAN Karl Zechner	6	66.6	0:09.02	1:19.61 [1] (0:09.02)	1:10.59 [8] (0:11.08)	0:59.51 [8] (0:11.46)	0:48.05 [8] (0:11.87)	0:36.18 [8] (0:12.08)	0:24.10 [8] (0:12.08)	0:36.18	
2	9	GERALDINE'S WISH Kenji Yoshida	16	66.6	0:08.91	1:19.72 [2] (0:08.91)	1:10.81 [7] (0:11.01)	0:59.80 [7] (0:11.48)	0:48.32 [7] (0:11.93)	0:36.39 [7] (0:12.01)	0:24.38 [7] (0:12.22)	0:36.39	+10
3	5	EXPLOSIVE DRAGON Chelsea Baker	9	68.5	0:08.47	1:20.28 [3] (0:08.47)	1:11.81 [1] (0:10.72)	1:01.09 [2] (0:11.24)	0:49.85 [2] (0:11.75)	0:38.10 [2] (0:12.37)	0:25.73 [1] (0:12.84)	0:38.10	-1
4	10	SWIFT SON Landan Sykes	7	64.7	0:09.35	1:20.31 [4] (0:09.35)	1:10.96 [10] (0:11.21)	0:59.75 [9] (0:11.51)	0:48.24 [9] (0:11.92)	0:36.32 [9] (0:11.81)	0:24.51 [9] (0:12.23)	0:36.32	-4
5	6	NOBLE VALOUR Mitch Stapleford	10	67.7	0:08.84	1:20.49 [5] (0:08.84)	1:11.65 [5] (0:10.84)	1:00.81 [5] (0:11.56)	0:49.25 [5] (0:11.86)	0:37.39 [5] (0:12.23)	0:25.16 [6] (0:12.54)	0:37.39	+9
6	2	BURLEIGH MAGIC Nathan Fazackerley	1	67.5	0:08.61	1:20.63 [6] (0:08.61)	1:12.02 [3] (0:10.93)	1:01.09 [4] (0:11.56)	0:49.53 [4] (0:11.87)	0:37.66 [4] (0:12.15)	0:25.51 [3] (0:12.56)	0:37.66	+0
7	7	STARATH Les Tilley	4	68.0	0:08.91	1:20.80 [7] (0:08.91)	1:11.89 [6] (0:10.95)	1:00.94 [6] (0:11.40)	0:49.54 [6] (0:11.97)	0:37.57 [6] (0:12.08)	0:25.49 [5] (0:12.69)	0:37.57	-1
8	3	RUBINOVA Fiona Sandkuhl	5	68.1	0:08.62	1:21.12 [8] (0:08.62)	1:12.50 [4] (0:10.85)	1:01.65 [3] (0:11.42)	0:50.23 [3] (0:11.91)	0:38.32 [3] (0:12.48)	0:25.84 [4] (0:12.62)	0:38.32	+4
9	4	YOU MIGHT THINK Stacey Callow	11	70.0	0:08.55	1:23.44 [9] (0:08.55)	1:14.89 [2] (0:10.56)	1:04.33 [1] (0:11.32)	0:53.01 [1] (0:11.74)	0:41.27 [1] (0:12.67)	0:28.60 [2] (0:13.67)	0:41.27	-1
10	1	ENDLESS PRIDE Dan McGillivray	12	63.0	0:09.03	1:26.27 [10] (0:09.03)	1:17.24 [9] (0:11.60)	1:05.64 [10] (0:11.84)	0:53.80 [10] (0:12.37)	0:41.43 [10] (0:12.87)	0:28.56 [10] (0:13.78)	0:41.43	-2

Scratched: Our Esprit (#16), Klang Boy (#15), Pow Now (#13), Like Smoke (#11), Outta Beauty (#14), Heroic Oscar (#12)

[] Ranking at each section and finish
 -:-:- No data available at this section
 NA No data available

SCN Saddle cloth number
 DNF Did not finish
 DNT Did not track



Toowoomba QLD Professional

Race 4: TEDCREW Maiden Handicap - 1300m

10 August 2024 - 19:27



Track Rating: Good 4, Weather: Fine, Rail Position: +2.5m Entire

Section							200m			Last 600m
Field Times							0:12.22			0:37.44
							(0:12.22)			
Rank	TAB	Horse/Jockey	Barrier	Top Speed [km/h]	Fastest Section	Margin			Distance Travelled [m]	
1	8	TRAUTMAN Karl Zechner	6	66.6 1200m	0:09.02 Overall	0:12.02 [3] (0:12.02)	1:19.61		0:36.18	
2	9	GERALDINE'S WISH Kenji Yoshida	16	66.6 1200m	0:08.91 Overall	0:12.16 [2] (0:12.16)	0.5L		0:36.39 +10	
3	5	EXPLOSIVE DRAGON Chelsea Baker	9	68.5 1200m	0:08.47 Overall	0:12.89 [1] (0:12.89)	3.8L		0:38.10 -1	
4	10	SWIFT SON Landan Sykes	7	64.7 1200m	0:09.35 Overall	0:12.28 [8] (0:12.28)	4L		0:36.32 -4	
5	6	NOBLE VALOUR Mitch Stapleford	10	67.7 1200m	0:08.84 Overall	0:12.62 [5] (0:12.62)	5L		0:37.39 +9	
6	2	BURLEIGH MAGIC Nathan Fazackerley	1	67.5 1200m	0:08.61 Overall	0:12.95 [4] (0:12.95)	5.8L		0:37.66 +0	
7	7	STARATH Les Tilley	4	68.0 1200m	0:08.91 Overall	0:12.80 [7] (0:12.80)	6.6L		0:37.57 -1	
8	3	RUBINOVA Fiona Sandkuhl	5	68.1 1200m	0:08.62 Overall	0:13.22 [6] (0:13.22)	8.4L		0:38.32 +4	
9	4	YOU MIGHT THINK Stacey Callow	11	70.0 1200m	0:08.55 Overall	0:14.93 [9] (0:14.93)	21.9L		0:41.27 -1	
10	1	ENDLESS PRIDE Dan McGillivray	12	63.0 1200m	0:09.03 Overall	0:14.78 [10] (0:14.78)	38.4L		0:41.43 -2	

Scratched: Our Esprit (#16), Klang Boy (#15), Pow Now (#13), Like Smoke (#11), Outta Beauty (#14), Heroic Oscar (#12)

Report Created: Sat 10 August 2024 19:46 GMT+1 (Note: Timing is based on position data)

Page 2/12

[] Ranking at each section and finish
 -:-:- No data available at this section
 NA No data available

SCN Saddle cloth number
 DNF Did not finish
 DNT Did not track

data processed by TRIPLESDATA



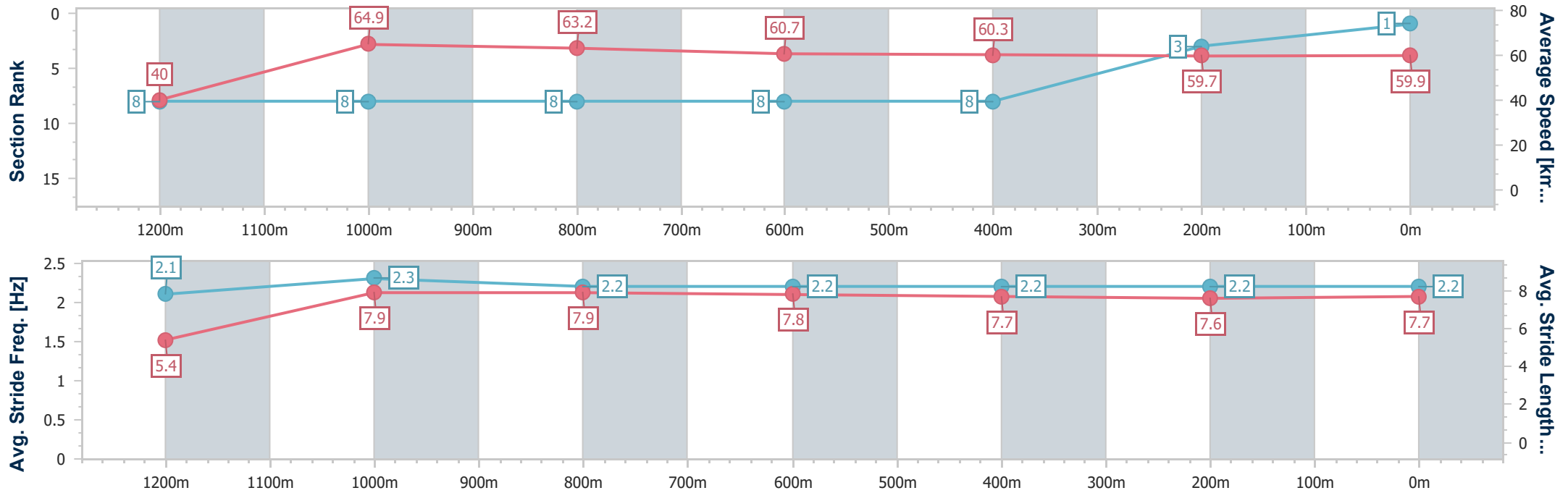
Horse/Jockey Name	Trautman
Final Rank	1
Fastest Section Time (Section)	0:09.02 (Overall)
Top Speed [km/h] (Section)	66.6 (1200m)
Race State	Finished



Toowoomba QLD Professional
 Race 4: TEDCREW Maiden Handicap - 1300m
 10 August 2024 - 19:27
 Track Rating: Good 4, Weather: Fine, Rail Position: +2.5m Entire



Section	Overall	1200m	1000m	800m	600m	400m	200m
Section Times	1:19.61 [1] (0:09.02)	1:10.59 [8] (0:11.08)	0:59.51 [8] (0:11.46)	0:48.05 [8] (0:11.87)	0:36.18 [8] (0:12.08)	0:24.10 [8] (0:12.08)	0:12.02 [3]
Average Speed [km/h]	40.0	64.9	63.2	60.7	60.3	59.7	59.9
Top Speed [km/h]	61.6	66.6	65.2	62.2	61.3	61.2	61.2
Avg. Dist. to Rail [m]	5.9	0.7	0.6	1.2	1.9	1.4	0.7
Avg. Stride Freq. [Hz]	2.1	2.3	2.2	2.2	2.2	2.2	2.2
Avg. Stride Length [m]	5.4	7.9	7.9	7.8	7.7	7.6	7.7



- [] Ranking at each section and finish
- .-.- No data available at this section
- NA No data available



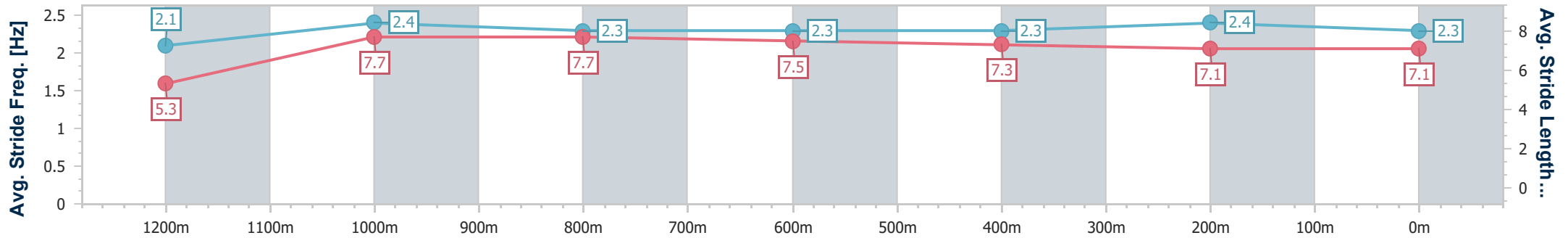
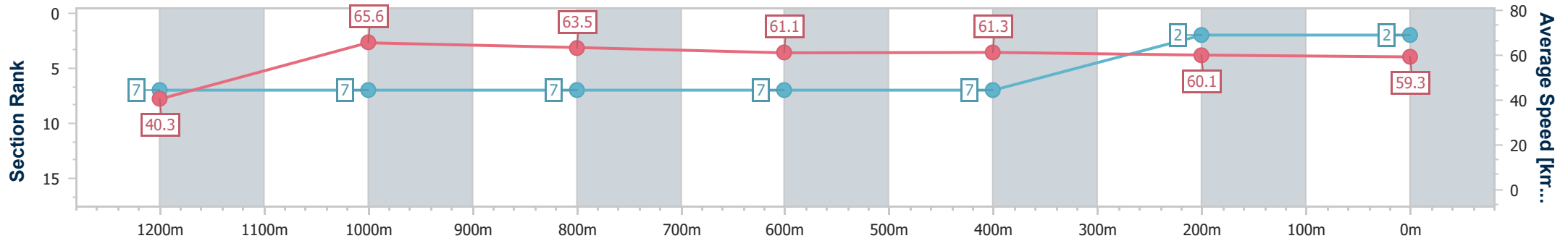
Horse/Jockey Name	Geraldine's Wish
Final Rank	2
Fastest Section Time (Section)	0:08.91 (Overall)
Top Speed [km/h] (Section)	66.6 (1200m)
Race State	Finished



Toowoomba QLD Professional
 Race 4: TEDCREW Maiden Handicap - 1300m
 10 August 2024 - 19:27
 Track Rating: Good 4, Weather: Fine, Rail Position: +2.5m Entire



Section	Overall	1200m	1000m	800m	600m	400m	200m
Section Times	1:19.72 [2] (0:08.91)	1:10.81 [7] (0:11.01)	0:59.80 [7] (0:11.48)	0:48.32 [7] (0:11.93)	0:36.39 [7] (0:12.01)	0:24.38 [7] (0:12.22)	0:12.16 [2] (0:12.16)
Average Speed [km/h]	40.3	65.6	63.5	61.1	61.3	60.1	59.3
Top Speed [km/h]	63.7	66.6	66.5	62.1	61.8	61.2	60.2
Avg. Dist. to Rail [m]	11.6	4.4	3.6	3.4	4.0	5.7	3.1
Avg. Stride Freq. [Hz]	2.1	2.4	2.3	2.3	2.3	2.4	2.3
Avg. Stride Length [m]	5.3	7.7	7.7	7.5	7.3	7.1	7.1



- [] Ranking at each section and finish
- .-.- No data available at this section
- NA No data available



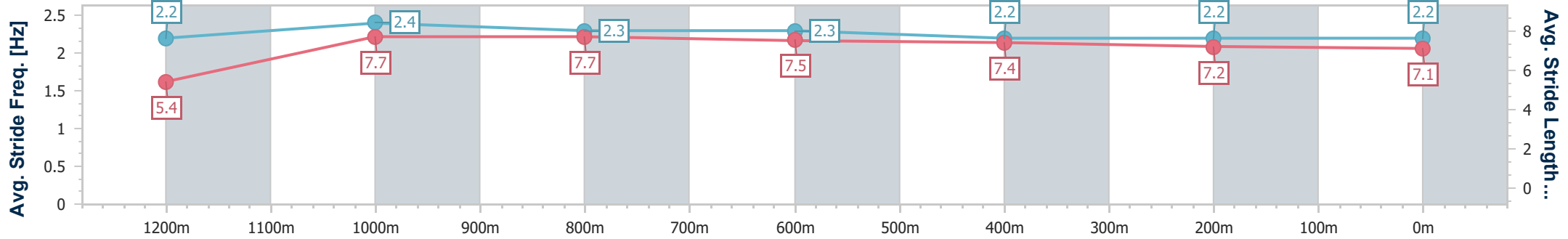
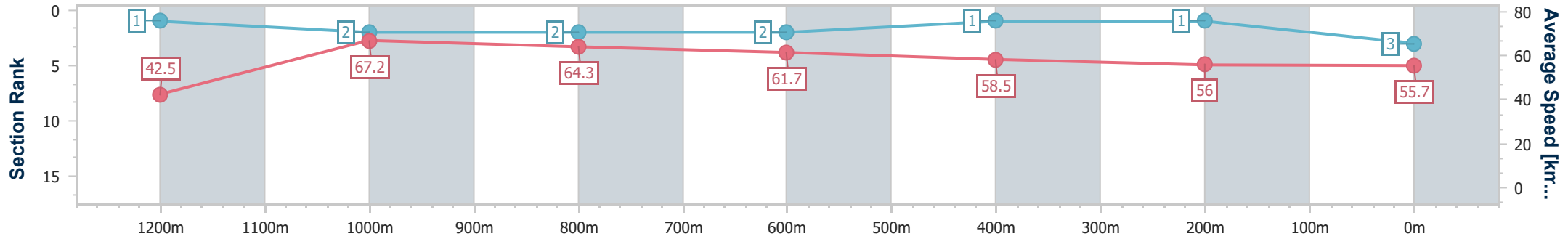
Horse/Jockey Name	Explosive Dragon
Final Rank	3
Fastest Section Time (Section)	0:08.47 (Overall)
Top Speed [km/h] (Section)	68.5 (1200m)
Race State	Finished



Toowoomba QLD Professional
 Race 4: TEDCREW Maiden Handicap - 1300m
 10 August 2024 - 19:27
 Track Rating: Good 4, Weather: Fine, Rail Position: +2.5m Entire



Section	Overall	1200m	1000m	800m	600m	400m	200m
Section Times	1:20.28 [3] (0:08.47)	1:11.81 [1] (0:10.72)	1:01.09 [2] (0:11.24)	0:49.85 [2] (0:11.75)	0:38.10 [2] (0:12.37)	0:25.73 [1] (0:12.84)	0:12.89 [1] (0:12.89)
Average Speed [km/h]	42.5	67.2	64.3	61.7	58.5	56.0	55.7
Top Speed [km/h]	66.0	68.5	68.3	62.7	61.3	56.8	56.1
Avg. Dist. to Rail [m]	6.6	1.7	1.5	1.5	1.2	0.9	1.1
Avg. Stride Freq. [Hz]	2.2	2.4	2.3	2.3	2.2	2.2	2.2
Avg. Stride Length [m]	5.4	7.7	7.7	7.5	7.4	7.2	7.1





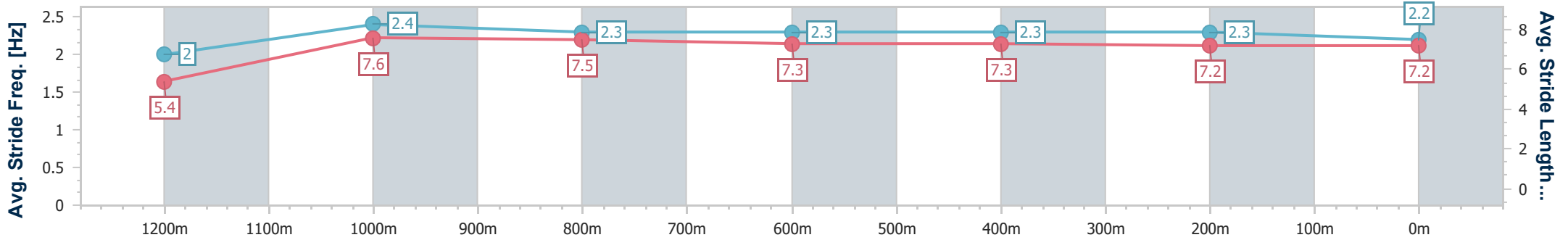
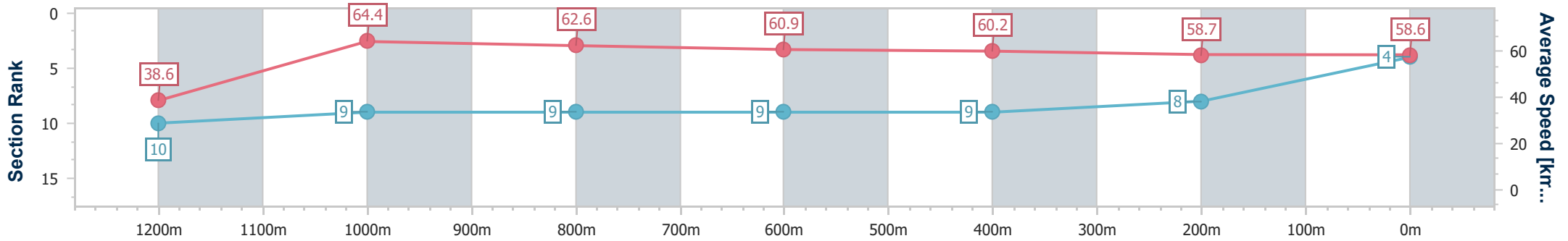
Horse/Jockey Name	Swift Son
Final Rank	4
Fastest Section Time (Section)	0:09.35 (Overall)
Top Speed [km/h] (Section)	64.7 (1200m)
Race State	Finished



Toowoomba QLD Professional
 Race 4: TEDCREW Maiden Handicap - 1300m
 10 August 2024 - 19:27
 Track Rating: Good 4, Weather: Fine, Rail Position: +2.5m Entire



Section	Overall	1200m	1000m	800m	600m	400m	200m
Section Times	1:20.31 [4] (0:09.35)	1:10.96 [10] (0:11.21)	0:59.75 [9] (0:11.51)	0:48.24 [9] (0:11.92)	0:36.32 [9] (0:11.81)	0:24.51 [9] (0:12.23)	0:12.28 [8] (0:12.28)
Average Speed [km/h]	38.6	64.4	62.6	60.9	60.2	58.7	58.6
Top Speed [km/h]	62.9	64.7	64.3	61.7	61.7	60.9	59.1
Avg. Dist. to Rail [m]	8.2	1.2	0.8	0.9	1.7	0.7	0.6
Avg. Stride Freq. [Hz]	2.0	2.4	2.3	2.3	2.3	2.3	2.2
Avg. Stride Length [m]	5.4	7.6	7.5	7.3	7.3	7.2	7.2



- [] Ranking at each section and finish
- .-.- No data available at this section
- NA No data available



Horse/Jockey Name	Noble Valour
Final Rank	5
Fastest Section Time (Section)	0:08.84 (Overall)
Top Speed [km/h] (Section)	67.7 (1200m)
Race State	Finished



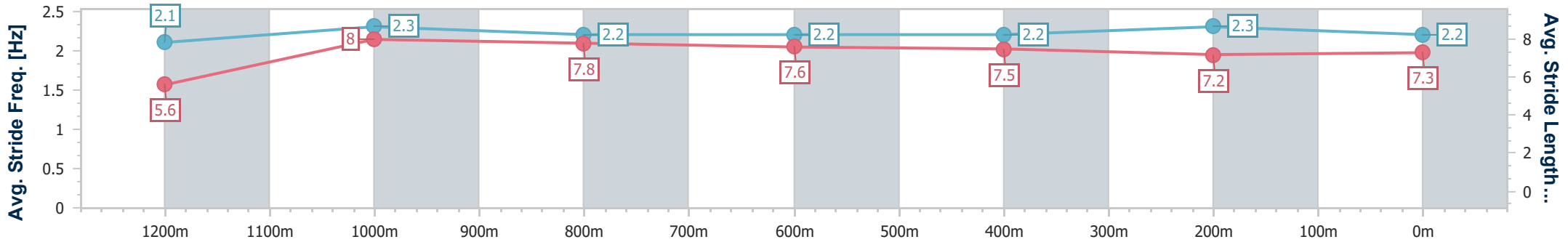
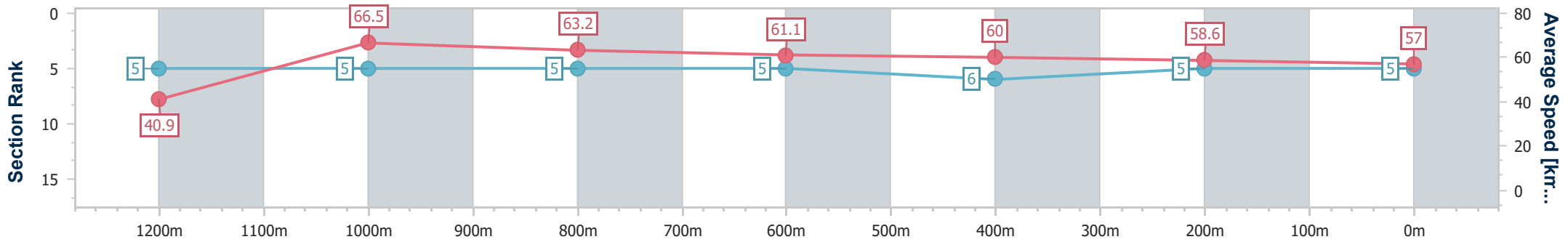
Toowoomba QLD Professional
Race 4: TEDCREW Maiden Handicap - 1300m



10 August 2024 - 19:27

Track Rating: Good 4, Weather: Fine, Rail Position: +2.5m Entire

Section	Overall	1200m	1000m	800m	600m	400m	200m
Section Times	1:20.49 [5] (0:08.84)	1:11.65 [5] (0:10.84)	1:00.81 [5] (0:11.56)	0:49.25 [5] (0:11.86)	0:37.39 [5] (0:12.23)	0:25.16 [6] (0:12.54)	0:12.62 [5] (0:12.62)
Average Speed [km/h]	40.9	66.5	63.2	61.1	60.0	58.6	57.0
Top Speed [km/h]	63.8	67.7	65.5	62.2	61.7	59.7	57.9
Avg. Dist. to Rail [m]	6.0	2.6	3.7	2.9	3.9	5.1	5.4
Avg. Stride Freq. [Hz]	2.1	2.3	2.2	2.2	2.2	2.3	2.2
Avg. Stride Length [m]	5.6	8.0	7.8	7.6	7.5	7.2	7.3



- [] Ranking at each section and finish
- .-.- No data available at this section
- NA No data available



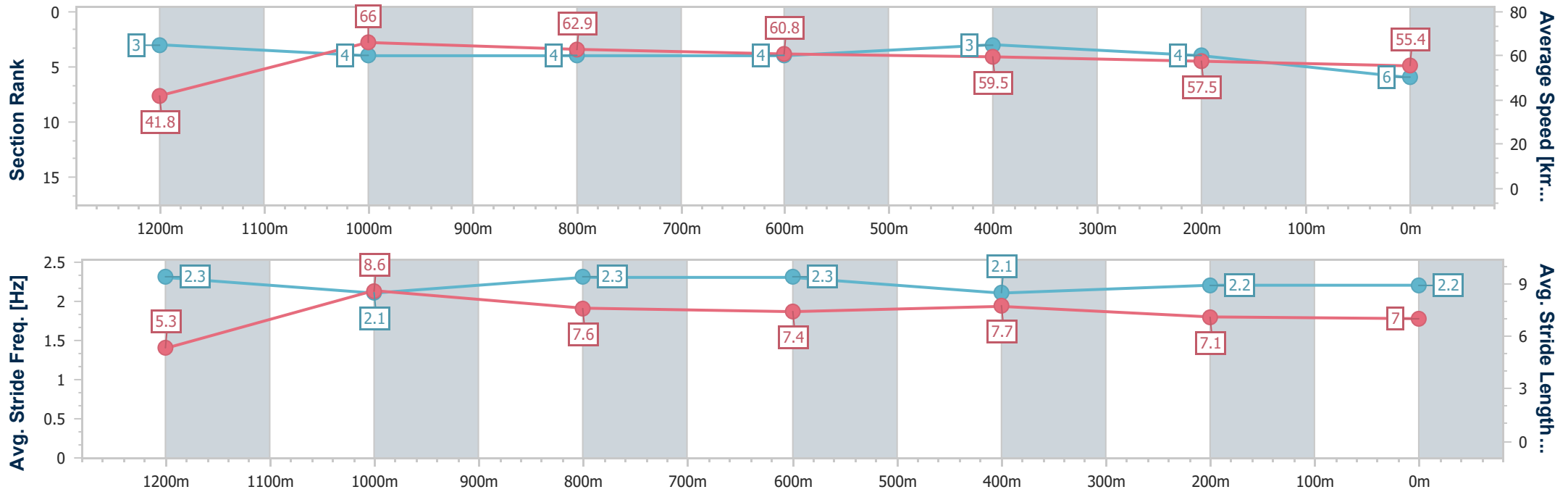
Horse/Jockey Name	Burleigh Magic
Final Rank	6
Fastest Section Time (Section)	0:08.61 (Overall)
Top Speed [km/h] (Section)	67.5 (1200m)
Race State	Finished



Toowoomba QLD Professional
 Race 4: TEDCREW Maiden Handicap - 1300m
 10 August 2024 - 19:27
 Track Rating: Good 4, Weather: Fine, Rail Position: +2.5m Entire



Section	Overall	1200m	1000m	800m	600m	400m	200m
Section Times	1:20.63 [6] (0:08.61)	1:12.02 [3] (0:10.93)	1:01.09 [4] (0:11.56)	0:49.53 [4] (0:11.87)	0:37.66 [4] (0:12.15)	0:25.51 [3] (0:12.56)	0:12.95 [4]
Average Speed [km/h]	41.8	66.0	62.9	60.8	59.5	57.5	55.4
Top Speed [km/h]	63.3	67.5	64.7	61.7	60.7	59.2	56.5
Avg. Dist. to Rail [m]	4.1	3.1	2.5	1.5	0.6	0.9	2.1
Avg. Stride Freq. [Hz]	2.3	2.1	2.3	2.3	2.1	2.2	2.2
Avg. Stride Length [m]	5.3	8.6	7.6	7.4	7.7	7.1	7.0



- [] Ranking at each section and finish
- .-.- No data available at this section
- NA No data available



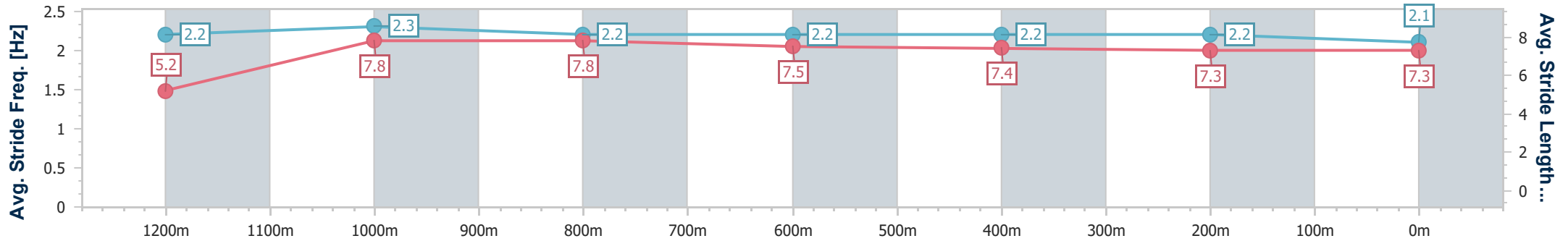
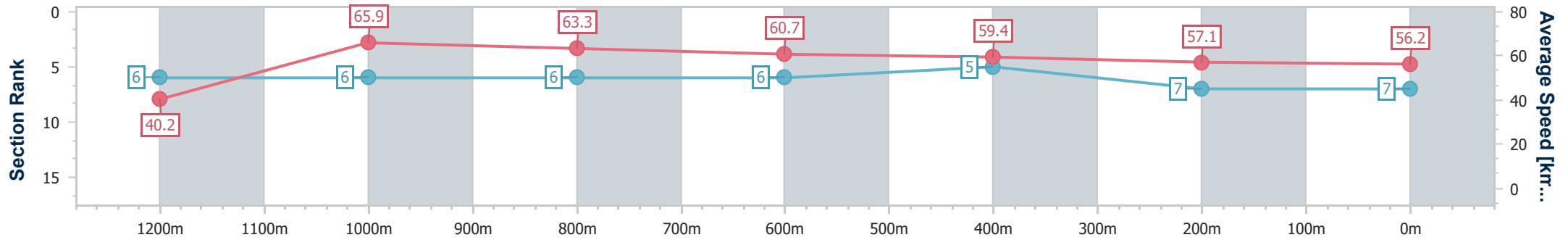
Horse/Jockey Name	Starath
Final Rank	7
Fastest Section Time (Section)	0:08.91 (Overall)
Top Speed [km/h] (Section)	68.0 (1200m)
Race State	Finished



Toowoomba QLD Professional
 Race 4: TEDCREW Maiden Handicap - 1300m
 10 August 2024 - 19:27
 Track Rating: Good 4, Weather: Fine, Rail Position: +2.5m Entire



Section	Overall	1200m	1000m	800m	600m	400m	200m
Section Times	1:20.80 [7] (0:08.91)	1:11.89 [6] (0:10.95)	1:00.94 [6] (0:11.40)	0:49.54 [6] (0:11.97)	0:37.57 [6] (0:12.08)	0:25.49 [5] (0:12.69)	0:12.80 [7] (0:12.80)
Average Speed [km/h]	40.2	65.9	63.3	60.7	59.4	57.1	56.2
Top Speed [km/h]	63.6	68.0	64.9	62.3	61.2	58.3	57.8
Avg. Dist. to Rail [m]	6.2	1.1	0.8	1.8	0.8	1.6	0.9
Avg. Stride Freq. [Hz]	2.2	2.3	2.2	2.2	2.2	2.2	2.1
Avg. Stride Length [m]	5.2	7.8	7.8	7.5	7.4	7.3	7.3



- [] Ranking at each section and finish
- .-.- No data available at this section
- NA No data available



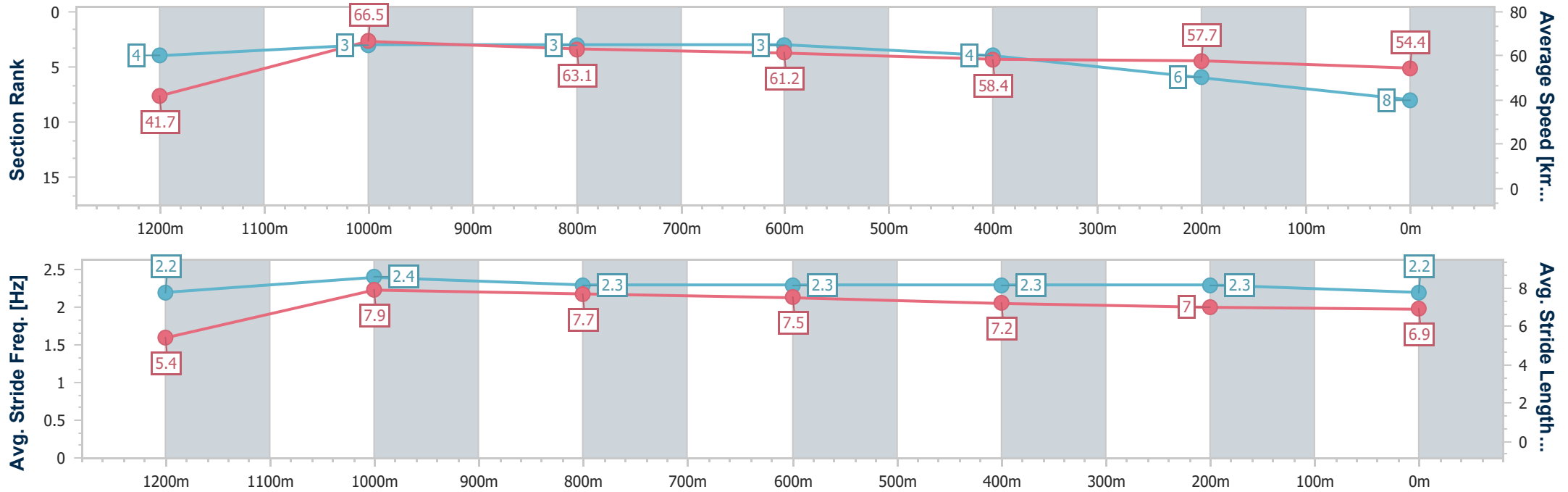
Horse/Jockey Name	Rubino
Final Rank	8
Fastest Section Time (Section)	0:08.62 (Overall)
Top Speed [km/h] (Section)	68.1 (1200m)
Race State	Finished



Toowoomba QLD Professional
 Race 4: TEDCREW Maiden Handicap - 1300m
 10 August 2024 - 19:27
 Track Rating: Good 4, Weather: Fine, Rail Position: +2.5m Entire



Section	Overall	1200m	1000m	800m	600m	400m	200m
Section Times	1:21.12 [8] (0:08.62)	1:12.50 [4] (0:10.85)	1:01.65 [3] (0:11.42)	0:50.23 [3] (0:11.91)	0:38.32 [3] (0:12.48)	0:25.84 [4] (0:12.62)	0:13.22 [6] (0:13.22)
Average Speed [km/h]	41.7	66.5	63.1	61.2	58.4	57.7	54.4
Top Speed [km/h]	64.3	68.1	64.4	61.9	60.2	59.2	56.7
Avg. Dist. to Rail [m]	4.5	1.9	1.5	2.8	2.5	3.4	4.0
Avg. Stride Freq. [Hz]	2.2	2.4	2.3	2.3	2.3	2.3	2.2
Avg. Stride Length [m]	5.4	7.9	7.7	7.5	7.2	7.0	6.9





Horse/Jockey Name	You Might Think
Final Rank	9
Fastest Section Time (Section)	0:08.55 (Overall)
Top Speed [km/h] (Section)	70.0 (1200m)
Race State	Finished



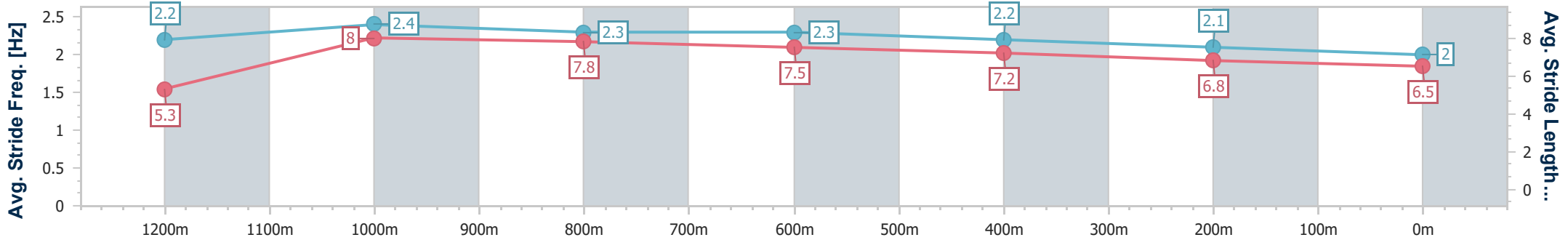
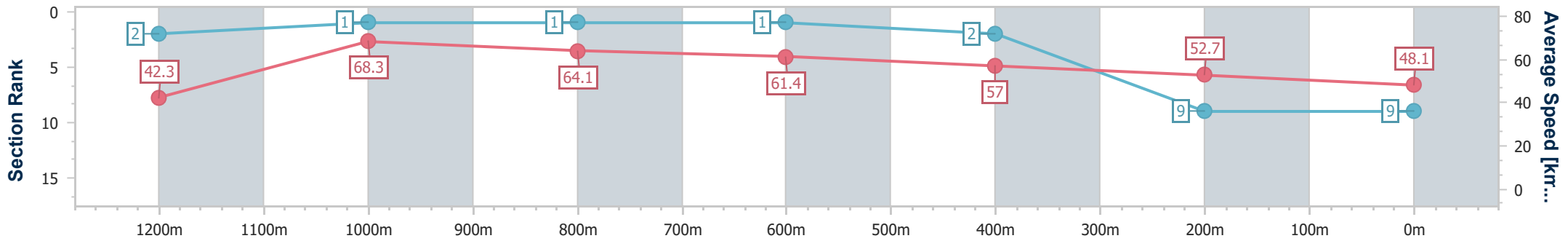
Toowoomba QLD Professional
Race 4: TEDCREW Maiden Handicap - 1300m



10 August 2024 - 19:27

Track Rating: Good 4, Weather: Fine, Rail Position: +2.5m Entire

Section	Overall	1200m	1000m	800m	600m	400m	200m
Section Times	1:23.44 [9] (0:08.55)	1:14.89 [2] (0:10.56)	1:04.33 [1] (0:11.32)	0:53.01 [1] (0:11.74)	0:41.27 [1] (0:12.67)	0:28.60 [2] (0:13.67)	0:14.93 [9] (0:14.93)
Average Speed [km/h]	42.3	68.3	64.1	61.4	57.0	52.7	48.1
Top Speed [km/h]	66.3	70.0	66.7	62.9	59.9	55.0	50.2
Avg. Dist. to Rail [m]	6.5	1.8	1.7	1.3	0.7	0.9	2.0
Avg. Stride Freq. [Hz]	2.2	2.4	2.3	2.3	2.2	2.1	2.0
Avg. Stride Length [m]	5.3	8.0	7.8	7.5	7.2	6.8	6.5



- [] Ranking at each section and finish
- .-.- No data available at this section
- NA No data available



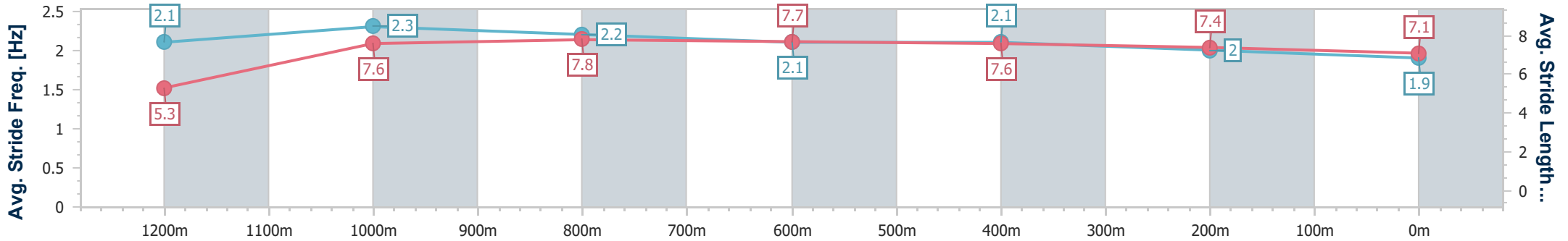
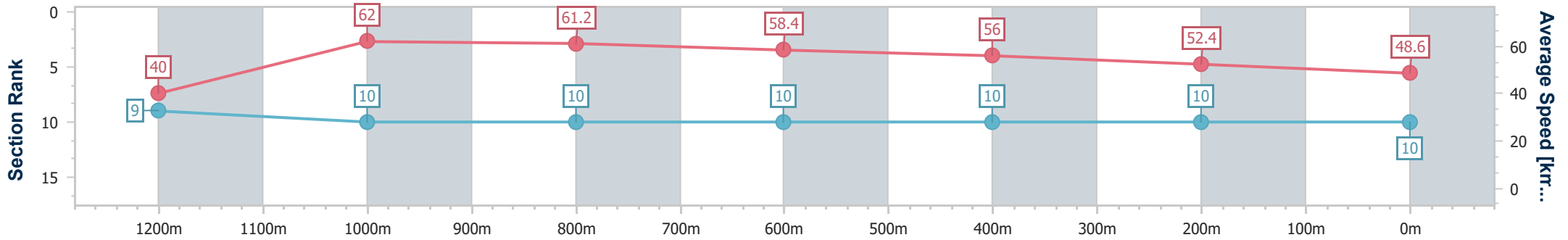
Horse/Jockey Name	Endless Pride
Final Rank	10
Fastest Section Time (Section)	0:09.03 (Overall)
Top Speed [km/h] (Section)	63.0 (1200m)
Race State	Finished



Toowoomba QLD Professional
 Race 4: TEDCREW Maiden Handicap - 1300m
 10 August 2024 - 19:27
 Track Rating: Good 4, Weather: Fine, Rail Position: +2.5m Entire



Section	Overall	1200m	1000m	800m	600m	400m	200m
Section Times	1:26.27 [10] (0:09.03)	1:17.24 [9] (0:11.60)	1:05.64 [10] (0:11.84)	0:53.80 [10] (0:12.37)	0:41.43 [10] (0:12.87)	0:28.56 [10] (0:13.78)	0:14.78 [10] (0:14.78)
Average Speed [km/h]	40.0	62.0	61.2	58.4	56.0	52.4	48.6
Top Speed [km/h]	60.3	63.0	62.5	59.2	58.1	53.6	51.4
Avg. Dist. to Rail [m]	8.6	2.5	1.3	0.9	0.5	0.3	0.5
Avg. Stride Freq. [Hz]	2.1	2.3	2.2	2.1	2.1	2.0	1.9
Avg. Stride Length [m]	5.3	7.6	7.8	7.7	7.6	7.4	7.1



- [] Ranking at each section and finish
- .-.- No data available at this section
- NA No data available



Toowoomba QLD Professional

Race 5: QA CHAMBERS BENCHMARK 70 Handicap - 1000m

10 August 2024 - 20:05



Track Rating: Good 4, Weather: Fine, Rail Position: +2.5m Entire

Section		Overall									Last 600m		
Field Times		0:59.25 (0:13.65)									0:34.89		
		800m			600m			400m			200m		
		0:45.60 (0:10.71)			0:34.89 (0:11.40)			0:23.49 (0:11.41)			0:12.08 (0:12.08)		
Rank	TAB Horse/Jockey	Barrier	Top Speed [km/h]	Fastest Section	Overall	800m	600m	400m	200m	Margin	Last 600m	Distance Travelled [m]	
1	3 BEAU WITNESS Stacey Callow	6	69.9	0:10.56	0:59.25 [1] (0:14.26)	0:44.99 [6] (0:10.56)	0:34.43 [3] (0:10.94)	0:23.49 [2] (0:11.41)	0:12.08 [1] (0:12.08)	0:59.25	0:34.43		
2	1 JACK BE LUCKY Landan Sykes	2	66.6	0:11.11	0:59.43 [2] (0:13.76)	0:45.67 [3] (0:11.11)	0:34.56 [4] (0:11.22)	0:23.34 [4] (0:11.55)	0:11.79 [4] (0:11.79)	1L	0:34.56	-2	
3	8 VOULAIT Darren Evans	1	68.0	0:10.87	0:59.46 [3] (0:13.65)	0:45.81 [1] (0:10.87)	0:34.94 [2] (0:11.39)	0:23.55 [3] (0:11.55)	0:12.00 [2] (0:12.00)	1.2L	0:34.94	-1	
4	5 ARTIE BEATSOME Dylan Bennett	4	68.5	0:10.80	0:59.65 [4] (0:14.24)	0:45.41 [5] (0:10.80)	0:34.61 [5] (0:11.18)	0:23.43 [5] (0:11.44)	0:11.99 [5] (0:11.99)	2.2L	0:34.61	+6	
5	6 POINT BREAK Dan McGillivray	8	68.6	0:10.67	0:59.83 [5] (0:14.48)	0:45.35 [7] (0:10.67)	0:34.68 [7] (0:11.16)	0:23.52 [6] (0:11.56)	0:11.96 [7] (0:11.96)	3.2L	0:34.68	+3	
6	7 BEAN ROCKING Mitch Stapleford	7	68.1	0:10.87	0:59.98 [6] (0:14.49)	0:45.49 [8] (0:10.87)	0:34.62 [8] (0:11.22)	0:23.40 [7] (0:11.26)	0:12.14 [6] (0:12.14)	4L	0:34.62	+4	
7	2 ELUSIVE EAGLE Rob Thorburn	3	69.8	0:10.71	1:00.25 [7] (0:13.65)	0:46.60 [2] (0:10.71)	0:35.89 [1] (0:11.40)	0:24.49 [1] (0:11.77)	0:12.72 [3] (0:12.72)	5.5L	0:35.89	+4	
8	4 FLANK SPEED Chelsea Baker	5	68.3	0:10.85	1:01.28 [8] (0:14.23)	0:47.05 [4] (0:10.85)	0:36.20 [6] (0:11.54)	0:24.66 [8] (0:12.11)	0:12.55 [8] (0:12.55)	11.5L	0:36.20	+6	

[] Ranking at each section and finish
 -:-:- No data available at this section
 NA No data available

SCN Saddle cloth number
 DNF Did not finish
 DNT Did not track



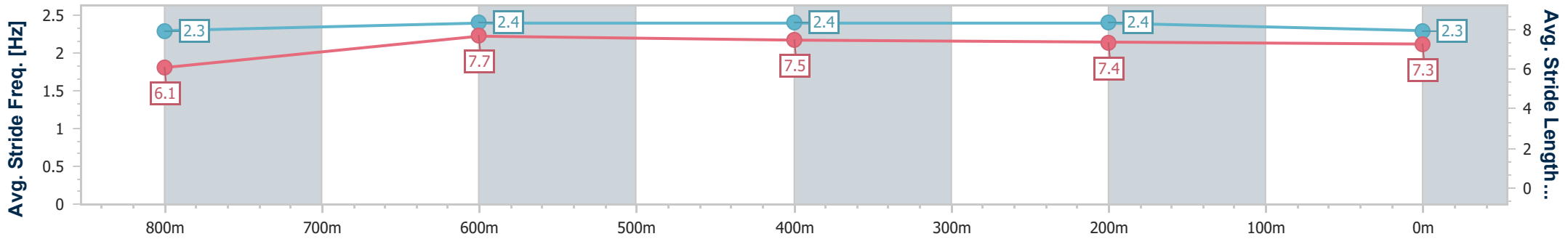
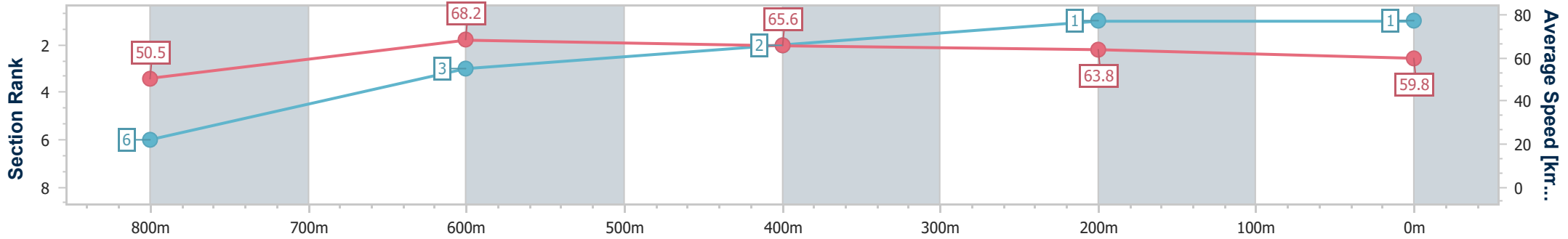
Horse/Jockey Name	Beau Witness
Final Rank	1
Fastest Section Time (Section)	0:10.56 (800m)
Top Speed [km/h] (Section)	69.9 (Overall)
Race State	Finished



Toowoomba QLD Professional
 Race 5: QA CHAMBERS BENCHMARK 70 Handicap - 1000m
 10 August 2024 - 20:05
 Track Rating: Good 4, Weather: Fine, Rail Position: +2.5m Entire



Section	Overall	800m	600m	400m	200m
Section Times	0:59.25 [1] (0:14.26)	0:44.99 [6] (0:10.56)	0:34.43 [3] (0:10.94)	0:23.49 [2] (0:11.41)	0:12.08 [1] (0:12.08)
Average Speed [km/h]	50.5	68.2	65.6	63.8	59.8
Top Speed [km/h]	69.9	69.5	67.2	65.3	63.6
Avg. Dist. to Rail [m]	5.1	0.4	0.7	3.7	9.3
Avg. Stride Freq. [Hz]	2.3	2.4	2.4	2.4	2.3
Avg. Stride Length [m]	6.1	7.7	7.5	7.4	7.3



- [] Ranking at each section and finish
- .-.- No data available at this section
- NA No data available



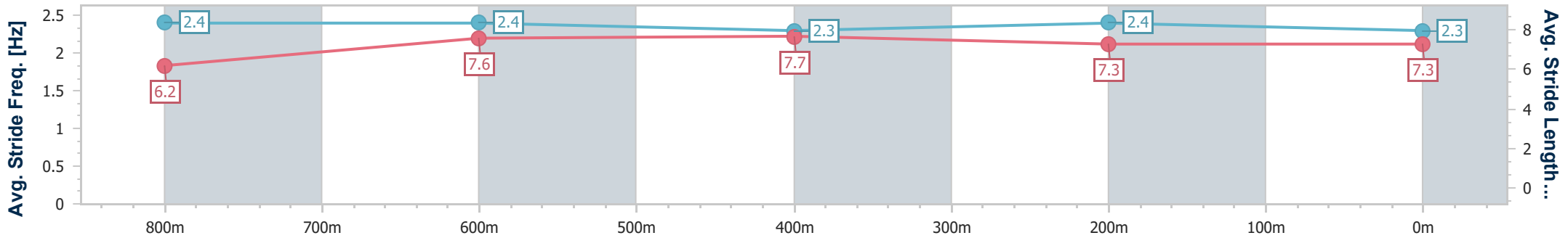
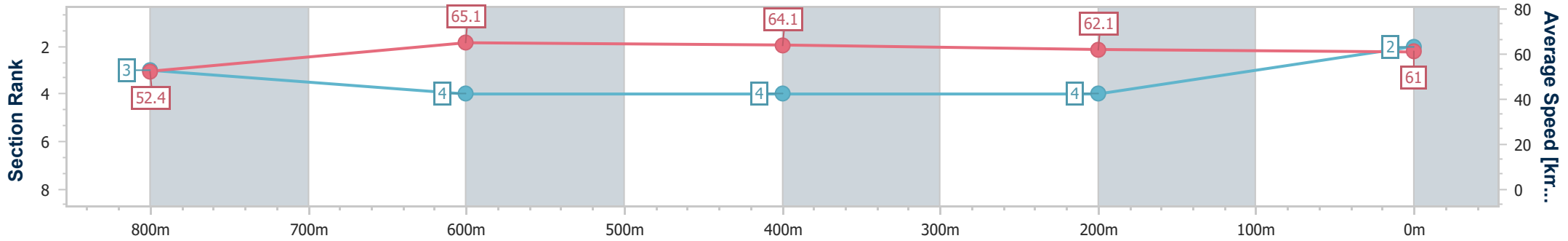
Horse/Jockey Name	Jack Be Lucky
Final Rank	2
Fastest Section Time (Section)	0:11.11 (800m)
Top Speed [km/h] (Section)	66.6 (Overall)
Race State	Finished



Toowoomba QLD Professional
 Race 5: QA CHAMBERS BENCHMARK 70 Handicap - 1000m
 10 August 2024 - 20:05
 Track Rating: Good 4, Weather: Fine, Rail Position: +2.5m Entire



Section	Overall	800m	600m	400m	200m
Section Times	0:59.43 [2] (0:13.76)	0:45.67 [3] (0:11.11)	0:34.56 [4] (0:11.22)	0:23.34 [4] (0:11.55)	0:11.79 [4] (0:11.79)
Average Speed [km/h]	52.4	65.1	64.1	62.1	61.0
Top Speed [km/h]	66.6	66.0	66.1	63.6	62.2
Avg. Dist. to Rail [m]	2.8	1.0	0.6	0.7	0.3
Avg. Stride Freq. [Hz]	2.4	2.4	2.3	2.4	2.3
Avg. Stride Length [m]	6.2	7.6	7.7	7.3	7.3



- [] Ranking at each section and finish
- .-.- No data available at this section
- NA No data available



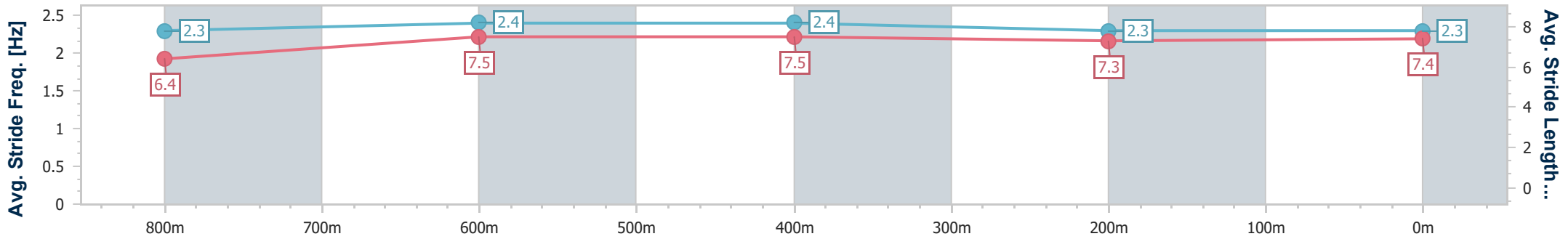
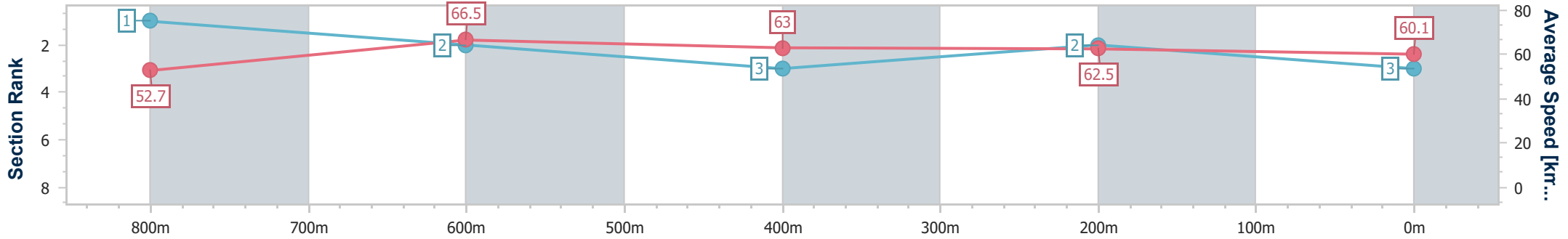
Horse/Jockey Name	Voulait
Final Rank	3
Fastest Section Time (Section)	0:10.87 (800m)
Top Speed [km/h] (Section)	68.0 (800m)
Race State	Finished



Toowoomba QLD Professional
 Race 5: QA CHAMBERS BENCHMARK 70 Handicap - 1000m
 10 August 2024 - 20:05
 Track Rating: Good 4, Weather: Fine, Rail Position: +2.5m Entire



Section	Overall	800m	600m	400m	200m
Section Times	0:59.46 [3] (0:13.65)	0:45.81 [1] (0:10.87)	0:34.94 [2] (0:11.39)	0:23.55 [3] (0:11.55)	0:12.00 [2] (0:12.00)
Average Speed [km/h]	52.7	66.5	63.0	62.5	60.1
Top Speed [km/h]	67.6	68.0	65.7	63.4	61.8
Avg. Dist. to Rail [m]	1.2	0.9	0.9	0.7	1.6
Avg. Stride Freq. [Hz]	2.3	2.4	2.4	2.3	2.3
Avg. Stride Length [m]	6.4	7.5	7.5	7.3	7.4



- [] Ranking at each section and finish
- .-.- No data available at this section
- NA No data available



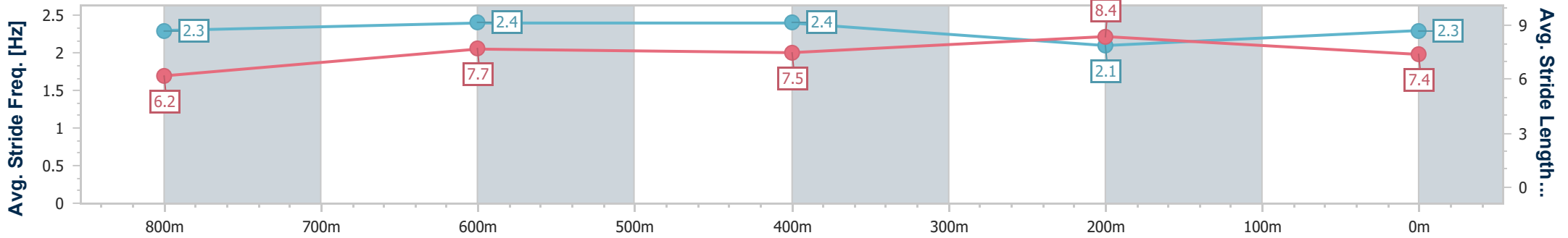
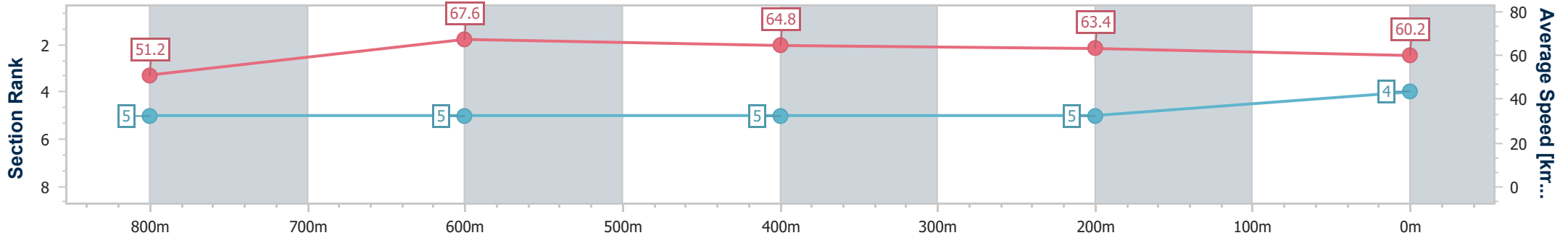
Horse/Jockey Name	Artie Beatsome
Final Rank	4
Fastest Section Time (Section)	0:10.80 (800m)
Top Speed [km/h] (Section)	68.5 (800m)
Race State	Finished



Toowoomba QLD Professional
 Race 5: QA CHAMBERS BENCHMARK 70 Handicap - 1000m
 10 August 2024 - 20:05
 Track Rating: Good 4, Weather: Fine, Rail Position: +2.5m Entire



Section	Overall	800m	600m	400m	200m
Section Times	0:59.65 [4] (0:14.24)	0:45.41 [5] (0:10.80)	0:34.61 [5] (0:11.18)	0:23.43 [5] (0:11.44)	0:11.99 [5] (0:11.99)
Average Speed [km/h]	51.2	67.6	64.8	63.4	60.2
Top Speed [km/h]	67.7	68.5	66.6	64.2	62.5
Avg. Dist. to Rail [m]	7.3	3.9	1.8	2.4	6.3
Avg. Stride Freq. [Hz]	2.3	2.4	2.4	2.1	2.3
Avg. Stride Length [m]	6.2	7.7	7.5	8.4	7.4



- [] Ranking at each section and finish
- .-.- No data available at this section
- NA No data available



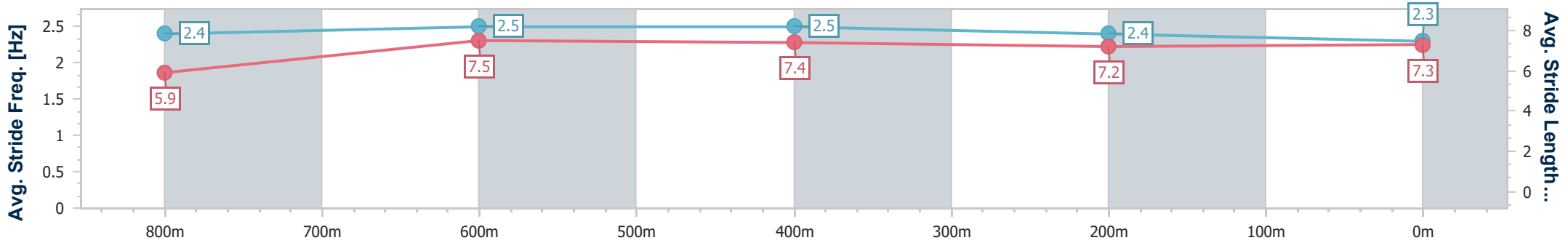
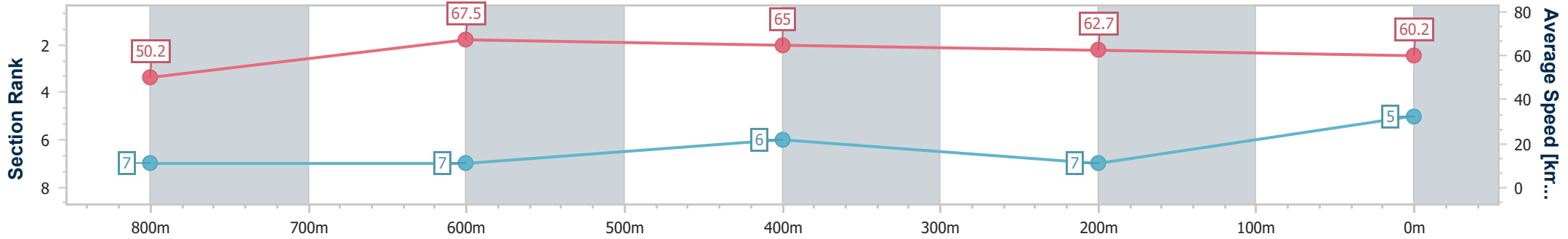
Horse/Jockey Name	Point Break
Final Rank	5
Fastest Section Time (Section)	0:10.67 (800m)
Top Speed [km/h] (Section)	68.6 (800m)
Race State	Finished



Toowoomba QLD Professional
 Race 5: QA CHAMBERS BENCHMARK 70 Handicap - 1000m
 10 August 2024 - 20:05
 Track Rating: Good 4, Weather: Fine, Rail Position: +2.5m Entire



Section	Overall	800m	600m	400m	200m
Section Times	0:59.83 [5] (0:14.48)	0:45.35 [7] (0:10.67)	0:34.68 [7] (0:11.16)	0:23.52 [6] (0:11.56)	0:11.96 [7] (0:11.96)
Average Speed [km/h]	50.2	67.5	65.0	62.7	60.2
Top Speed [km/h]	67.7	68.6	67.9	64.0	62.5
Avg. Dist. to Rail [m]	6.5	1.0	1.1	2.1	4.7
Avg. Stride Freq. [Hz]	2.4	2.5	2.5	2.4	2.3
Avg. Stride Length [m]	5.9	7.5	7.4	7.2	7.3



- [] Ranking at each section and finish
- .-.- No data available at this section
- NA No data available



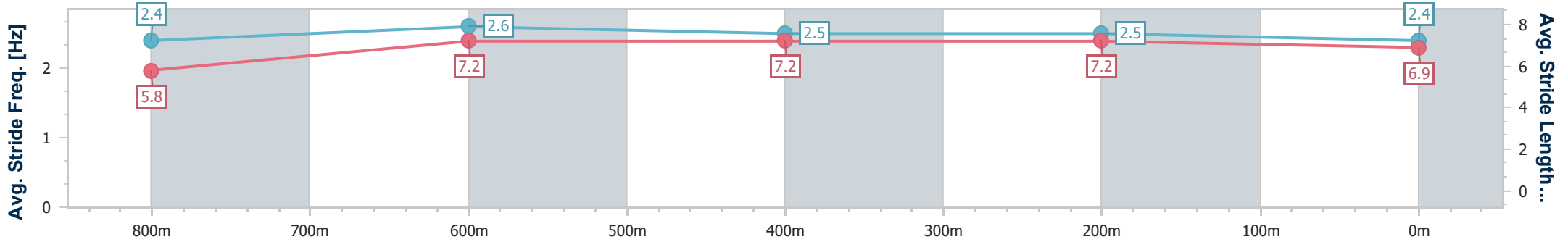
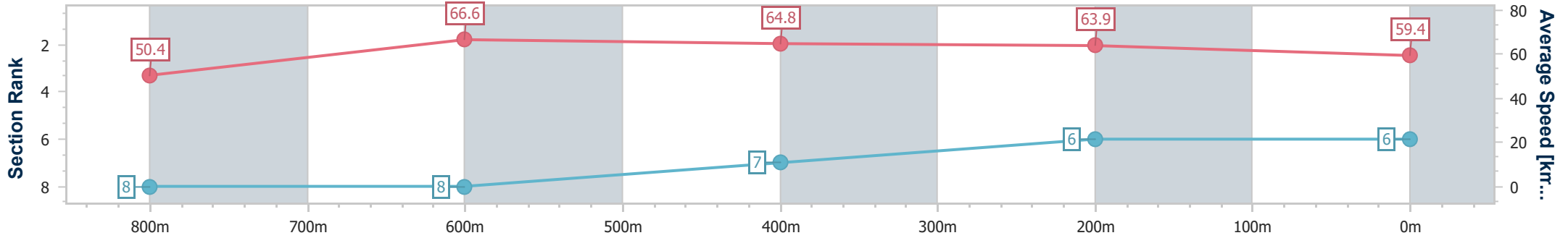
Horse/Jockey Name	Bean Rocking
Final Rank	6
Fastest Section Time (Section)	0:10.87 (800m)
Top Speed [km/h] (Section)	68.1 (800m)
Race State	Finished



Toowoomba QLD Professional
 Race 5: QA CHAMBERS BENCHMARK 70 Handicap - 1000m
 10 August 2024 - 20:05
 Track Rating: Good 4, Weather: Fine, Rail Position: +2.5m Entire



Section	Overall	800m	600m	400m	200m
Section Times	0:59.98 [6] (0:14.49)	0:45.49 [8] (0:10.87)	0:34.62 [8] (0:11.22)	0:23.40 [7] (0:11.26)	0:12.14 [6] (0:12.14)
Average Speed [km/h]	50.4	66.6	64.8	63.9	59.4
Top Speed [km/h]	66.9	68.1	67.7	65.0	61.0
Avg. Dist. to Rail [m]	7.6	2.5	1.8	1.0	4.5
Avg. Stride Freq. [Hz]	2.4	2.6	2.5	2.5	2.4
Avg. Stride Length [m]	5.8	7.2	7.2	7.2	6.9



- [] Ranking at each section and finish
- .-.- No data available at this section
- NA No data available



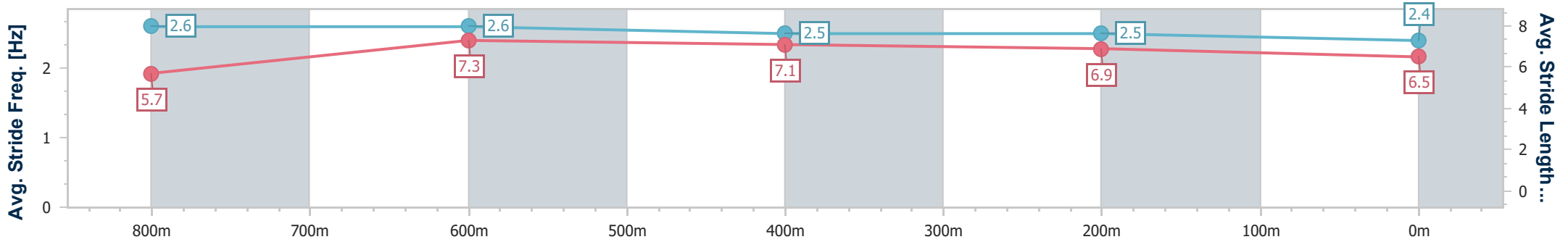
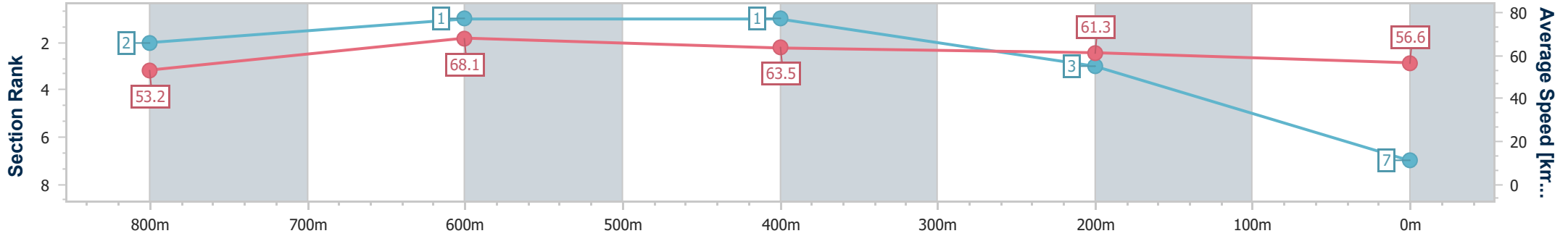
Horse/Jockey Name	Elusive Eagle
Final Rank	7
Fastest Section Time (Section)	0:10.71 (800m)
Top Speed [km/h] (Section)	69.8 (800m)
Race State	Finished



Toowoomba QLD Professional
 Race 5: QA CHAMBERS BENCHMARK 70 Handicap - 1000m
 10 August 2024 - 20:05
 Track Rating: Good 4, Weather: Fine, Rail Position: +2.5m Entire



Section	Overall	800m	600m	400m	200m
Section Times	1:00.25 [7] (0:13.65)	0:46.60 [2] (0:10.71)	0:35.89 [1] (0:11.40)	0:24.49 [1] (0:11.77)	0:12.72 [3] (0:12.72)
Average Speed [km/h]	53.2	68.1	63.5	61.3	56.6
Top Speed [km/h]	68.8	69.8	66.5	62.8	59.5
Avg. Dist. to Rail [m]	4.0	3.0	1.1	1.8	3.0
Avg. Stride Freq. [Hz]	2.6	2.6	2.5	2.5	2.4
Avg. Stride Length [m]	5.7	7.3	7.1	6.9	6.5



- [] Ranking at each section and finish
- .-.- No data available at this section
- NA No data available



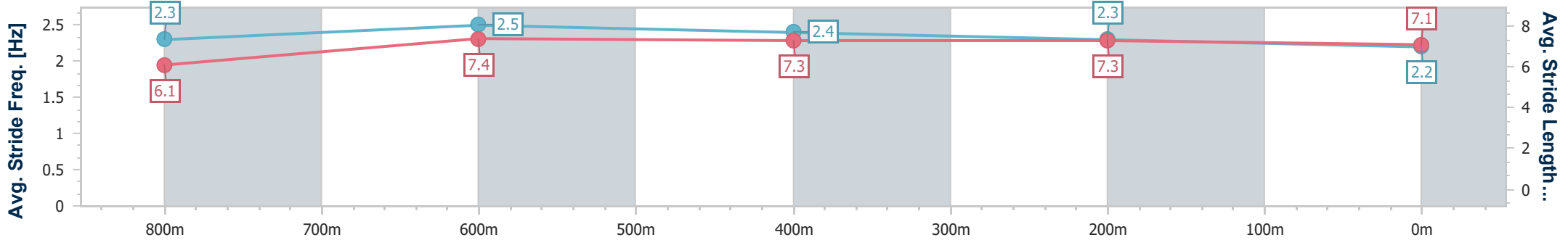
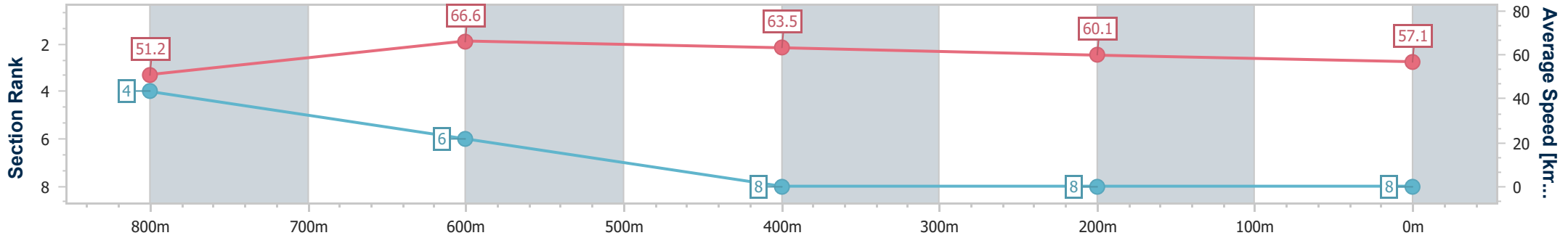
Horse/Jockey Name	Flank Speed
Final Rank	8
Fastest Section Time (Section)	0:10.85 (800m)
Top Speed [km/h] (Section)	68.3 (800m)
Race State	Finished



Toowoomba QLD Professional
 Race 5: QA CHAMBERS BENCHMARK 70 Handicap - 1000m
 10 August 2024 - 20:05
 Track Rating: Good 4, Weather: Fine, Rail Position: +2.5m Entire



Section	Overall	800m	600m	400m	200m
Section Times	1:01.28 [8] (0:14.23)	0:47.05 [4] (0:10.85)	0:36.20 [6] (0:11.54)	0:24.66 [8] (0:12.11)	0:12.55 [8] (0:12.55)
Average Speed [km/h]	51.2	66.6	63.5	60.1	57.1
Top Speed [km/h]	67.4	68.3	65.5	61.8	60.4
Avg. Dist. to Rail [m]	5.2	3.1	3.7	2.1	0.7
Avg. Stride Freq. [Hz]	2.3	2.5	2.4	2.3	2.2
Avg. Stride Length [m]	6.1	7.4	7.3	7.3	7.1



- [] Ranking at each section and finish
- .-.- No data available at this section
- NA No data available



Toowoomba QLD Professional

Race 6: PRYDE'S EASIFEED Maiden Handicap - 870m

10 August 2024 - 20:39



Track Rating: Good 4, Weather: Fine, Rail Position: +2.5m Entire

Section		Overall									Last 600m		
Field Times		0:51.10 (0:06.58)									0:33.82		
		800m			600m			400m			200m		
		0:44.52 (0:10.70)			0:33.82 (0:10.89)			0:22.93 (0:11.19)			0:11.74 (0:11.74)		
Rank	TAB	Horse/Jockey	Barrier	Top Speed [km/h]	Fastest Section	Overall	800m	600m	400m	200m	Margin	Distance Travelled [m]	
1	3	LITTLE SPARK Landan Sykes	10	68.4 600m	0:06.62 Overall	0:51.10 [1] (0:06.62)	0:44.48 [3] (0:11.00)	0:33.48 [4] (0:10.79)	0:22.69 [4] (0:11.14)	0:11.55 [3] (0:11.55)	0:51.10	0:33.48	
2	1	CHIEF BY Liv O'Donnell	11	69.4 800m	0:06.62 Overall	0:51.19 [2] (0:06.62)	0:44.57 [2] (0:10.66)	0:33.91 [1] (0:10.89)	0:23.02 [1] (0:11.19)	0:11.83 [1] (0:11.83)	0.5L	0:33.91 -2	
3	5	TWOPENCE Mitch Stapleford	3	68.6 800m	0:06.78 Overall	0:51.22 [3] (0:06.78)	0:44.44 [5] (0:10.78)	0:33.66 [3] (0:10.83)	0:22.83 [3] (0:11.18)	0:11.65 [4] (0:11.65)	0.7L	0:33.66 -4	
4	8	BLUE EYE DAME Kenji Yoshida	1	68.4 800m	0:06.58 Overall	0:51.51 [4] (0:06.58)	0:44.93 [1] (0:10.73)	0:34.20 [2] (0:10.88)	0:23.32 [2] (0:11.32)	0:12.00 [2] (0:12.00)	2.2L	0:34.20 -4	
5	7	GOOD PHILLY Karl Zechner	2	66.7 800m	0:07.05 Overall	0:51.79 [5] (0:07.05)	0:44.74 [8] (0:10.98)	0:33.76 [5] (0:10.98)	0:22.78 [5] (0:11.22)	0:11.56 [5] (0:11.56)	3.7L	0:33.76 -4	
6	4	MINT STREET Les Tilley	5	66.9 600m	0:07.03 Overall	0:52.10 [6] (0:07.03)	0:45.07 [7] (0:11.26)	0:33.81 [7] (0:10.89)	0:22.92 [6] (0:11.09)	0:11.83 [6] (0:11.83)	5.5L	0:33.81 -5	
7	2	ZENA ROSE Fiona Sandkuhl	4	65.8 800m	0:06.71 Overall	0:52.40 [7] (0:06.71)	0:45.69 [4] (0:11.38)	0:34.31 [6] (0:11.34)	0:22.97 [7] (0:11.56)	0:11.41 [7] (0:11.41)	7.3L	0:34.31 +1	
8	6	CHARM TELLER Luke Tarrant	7	65.6 800m	0:06.98 Overall	0:52.56 [8] (0:06.98)	0:45.58 [6] (0:11.33)	0:34.25 [8] (0:11.35)	0:22.90 [8] (0:11.41)	0:11.49 [8] (0:11.49)	8.1L	0:34.25 +0	

Scratched: Princess Lutetia (#9), Starspangle Planet (#11), Icey (#10)

[] Ranking at each section and finish
 -:-:- No data available at this section
 NA No data available

SCN Saddle cloth number
 DNF Did not finish
 DNT Did not track



Horse/Jockey Name	Little Spark
Final Rank	1
Fastest Section Time (Section)	0:06.62 (Overall)
Top Speed [km/h] (Section)	68.4 (600m)
Race State	Finished



Toowoomba QLD Professional

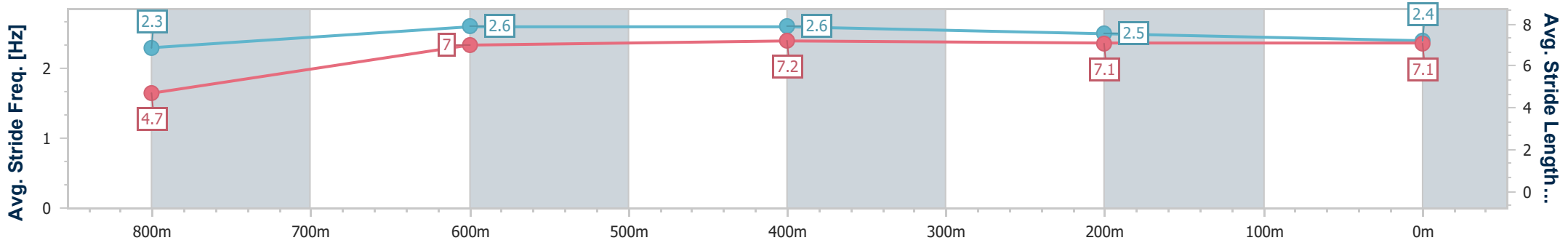
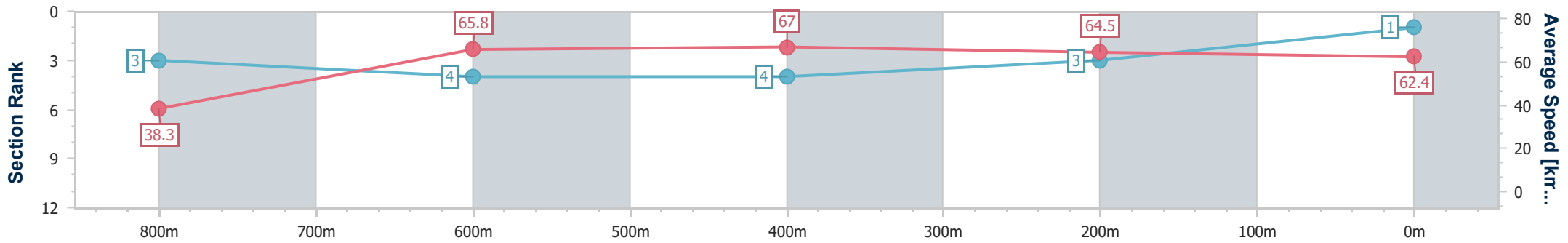
Race 6: PRYDE'S EASIFEED Maiden Handicap - 870m

10 August 2024 - 20:39



Track Rating: Good 4, Weather: Fine, Rail Position: +2.5m Entire

Section	Overall	800m	600m	400m	200m
Section Times	0:51.10 [1] (0:06.62)	0:44.48 [3] (0:11.00)	0:33.48 [4] (0:10.79)	0:22.69 [4] (0:11.14)	0:11.55 [3] (0:11.55)
Average Speed [km/h]	38.3	65.8	67.0	64.5	62.4
Top Speed [km/h]	62.1	68.3	68.4	65.3	63.6
Avg. Dist. to Rail [m]	4.3	3.0	1.0	1.0	3.1
Avg. Stride Freq. [Hz]	2.3	2.6	2.6	2.5	2.4
Avg. Stride Length [m]	4.7	7.0	7.2	7.1	7.1



- [] Ranking at each section and finish
- .-.- No data available at this section
- NA No data available



Horse/Jockey Name	Chief By
Final Rank	2
Fastest Section Time (Section)	0:06.62 (Overall)
Top Speed [km/h] (Section)	69.4 (800m)
Race State	Finished



Toowoomba QLD Professional

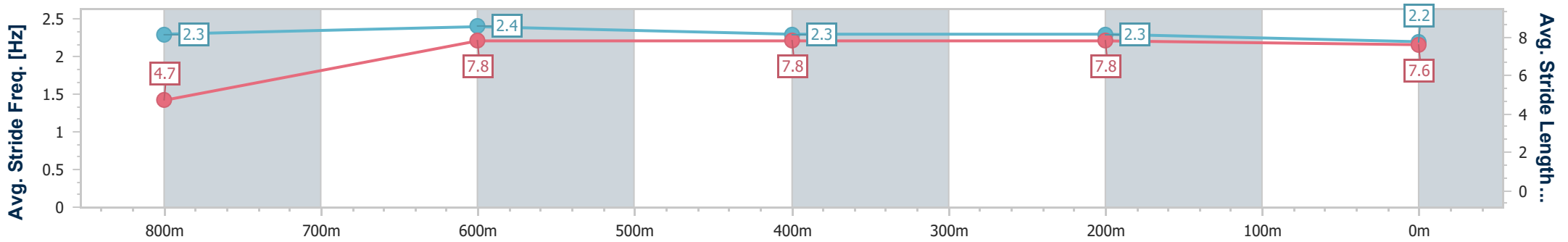
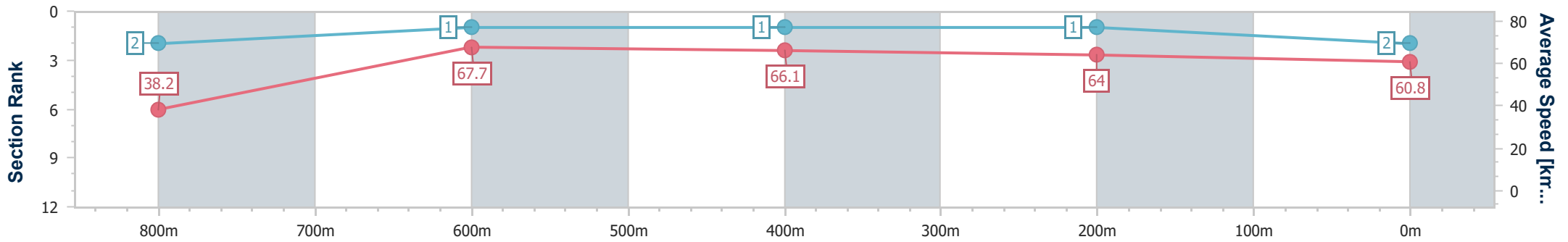
Race 6: PRYDE'S EASIFEED Maiden Handicap - 870m

10 August 2024 - 20:39



Track Rating: Good 4, Weather: Fine, Rail Position: +2.5m Entire

Section	Overall	800m	600m	400m	200m
Section Times	0:51.19 [2] (0:06.62)	0:44.57 [2] (0:10.66)	0:33.91 [1] (0:10.89)	0:23.02 [1] (0:11.19)	0:11.83 [1] (0:11.83)
Average Speed [km/h]	38.2	67.7	66.1	64.0	60.8
Top Speed [km/h]	63.6	69.4	68.4	65.0	62.5
Avg. Dist. to Rail [m]	4.3	2.0	0.7	1.2	0.9
Avg. Stride Freq. [Hz]	2.3	2.4	2.3	2.3	2.2
Avg. Stride Length [m]	4.7	7.8	7.8	7.8	7.6



- [] Ranking at each section and finish
- .-.- No data available at this section
- NA No data available



Horse/Jockey Name	Twopence
Final Rank	3
Fastest Section Time (Section)	0:06.78 (Overall)
Top Speed [km/h] (Section)	68.6 (800m)
Race State	Finished



Toowoomba QLD Professional

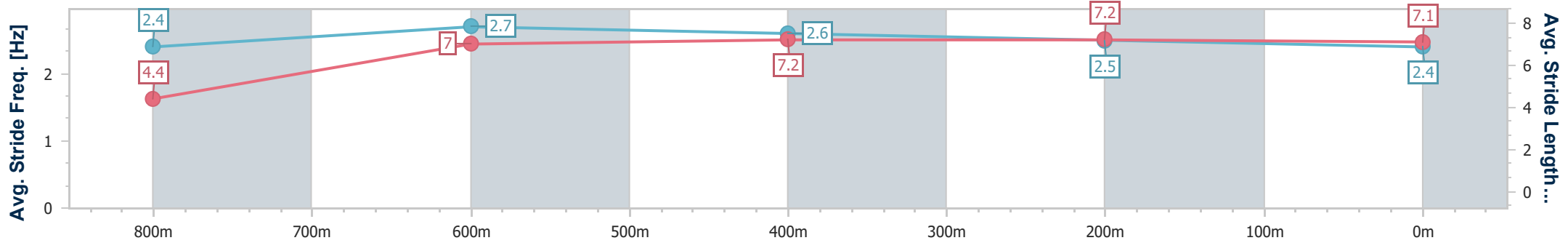
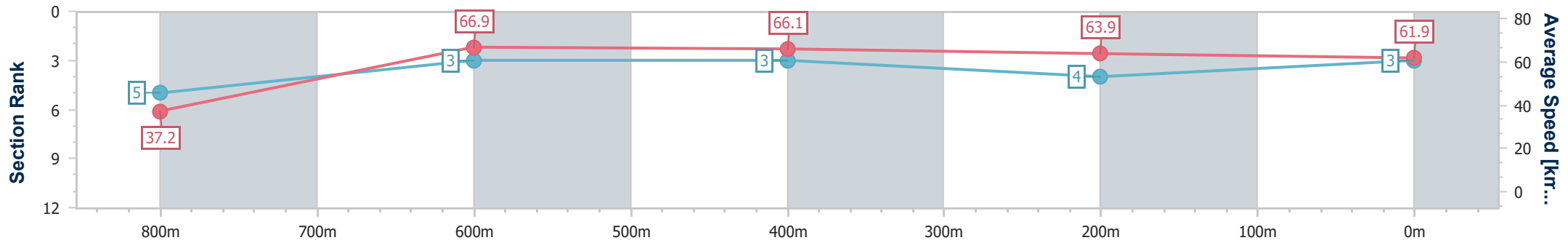
Race 6: PRYDE'S EASIFEED Maiden Handicap - 870m

10 August 2024 - 20:39



Track Rating: Good 4, Weather: Fine, Rail Position: +2.5m Entire

Section	Overall	800m	600m	400m	200m
Section Times	0:51.22 [3] (0:06.78)	0:44.44 [5] (0:10.78)	0:33.66 [3] (0:10.83)	0:22.83 [3] (0:11.18)	0:11.65 [4] (0:11.65)
Average Speed [km/h]	37.2	66.9	66.1	63.9	61.9
Top Speed [km/h]	62.2	68.6	67.8	65.2	64.7
Avg. Dist. to Rail [m]	1.8	0.4	1.0	1.1	1.9
Avg. Stride Freq. [Hz]	2.4	2.7	2.6	2.5	2.4
Avg. Stride Length [m]	4.4	7.0	7.2	7.2	7.1



- [] Ranking at each section and finish
- .-.- No data available at this section
- NA No data available



Horse/Jockey Name	Blue Eye Dame
Final Rank	4
Fastest Section Time (Section)	0:06.58 (Overall)
Top Speed [km/h] (Section)	68.4 (800m)
Race State	Finished



Toowoomba QLD Professional

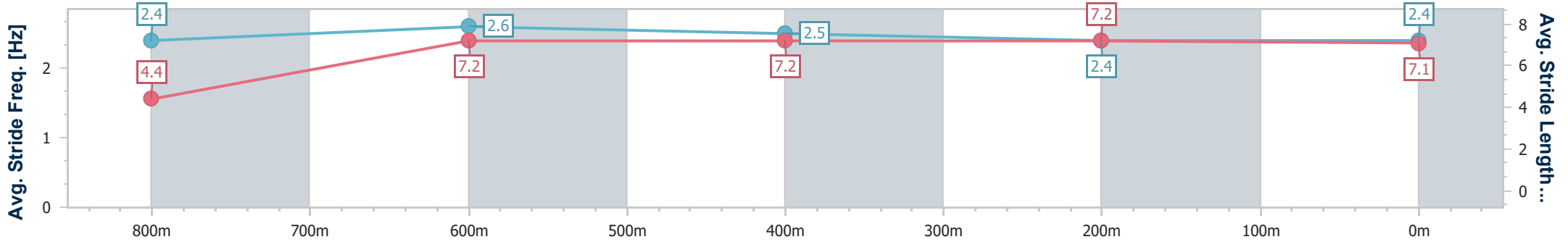
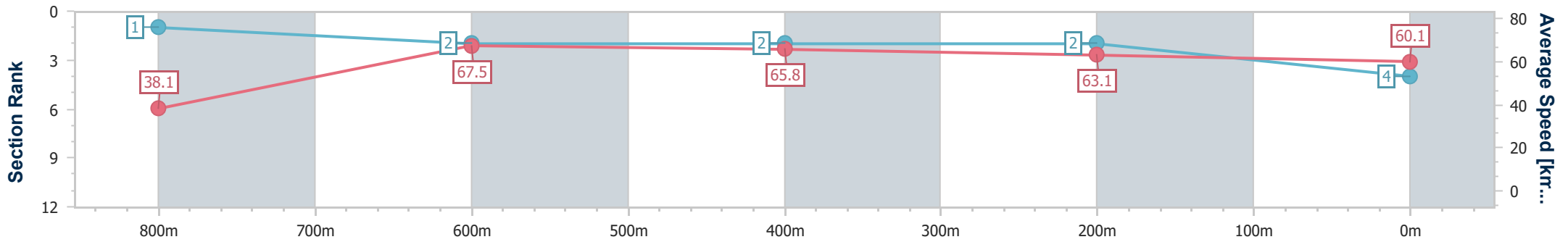
Race 6: PRYDE'S EASIFEED Maiden Handicap - 870m

10 August 2024 - 20:39



Track Rating: Good 4, Weather: Fine, Rail Position: +2.5m Entire

Section	Overall	800m	600m	400m	200m
Section Times	0:51.51 [4] (0:06.58)	0:44.93 [1] (0:10.73)	0:34.20 [2] (0:10.88)	0:23.32 [2] (0:11.32)	0:12.00 [2] (0:12.00)
Average Speed [km/h]	38.1	67.5	65.8	63.1	60.1
Top Speed [km/h]	63.8	68.4	68.4	63.9	61.9
Avg. Dist. to Rail [m]	1.8	0.9	1.0	1.5	0.8
Avg. Stride Freq. [Hz]	2.4	2.6	2.5	2.4	2.4
Avg. Stride Length [m]	4.4	7.2	7.2	7.2	7.1



- [] Ranking at each section and finish
- .-.- No data available at this section
- NA No data available



Horse/Jockey Name	Good Philly
Final Rank	5
Fastest Section Time (Section)	0:07.05 (Overall)
Top Speed [km/h] (Section)	66.7 (800m)
Race State	Finished



Toowoomba QLD Professional

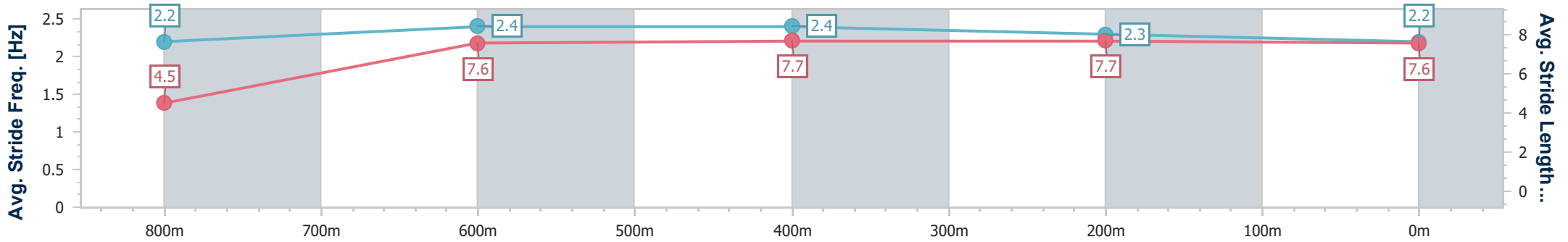
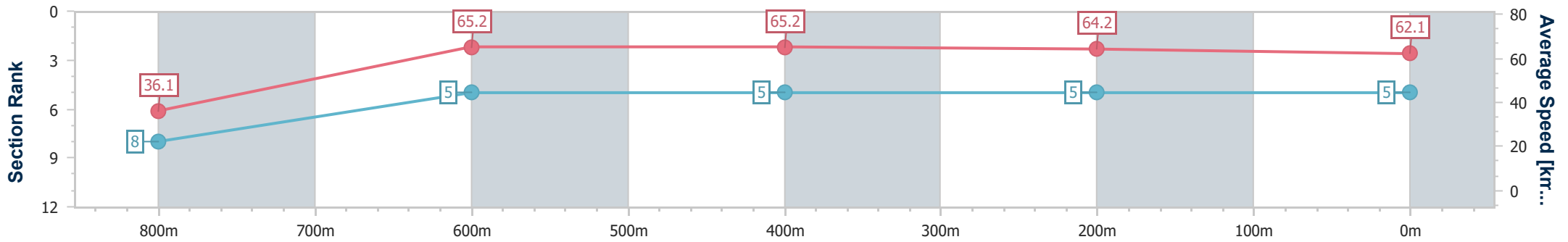
Race 6: PRYDE'S EASIFEED Maiden Handicap - 870m

10 August 2024 - 20:39



Track Rating: Good 4, Weather: Fine, Rail Position: +2.5m Entire

Section	Overall	800m	600m	400m	200m
Section Times	0:51.79 [5] (0:07.05)	0:44.74 [8] (0:10.98)	0:33.76 [5] (0:10.98)	0:22.78 [5] (0:11.22)	0:11.56 [5] (0:11.56)
Average Speed [km/h]	36.1	65.2	65.2	64.2	62.1
Top Speed [km/h]	61.8	66.7	66.4	64.9	63.0
Avg. Dist. to Rail [m]	3.4	0.8	1.3	1.1	2.9
Avg. Stride Freq. [Hz]	2.2	2.4	2.4	2.3	2.2
Avg. Stride Length [m]	4.5	7.6	7.7	7.7	7.6



- [] Ranking at each section and finish
- .-.- No data available at this section
- NA No data available



Horse/Jockey Name	Mint Street
Final Rank	6
Fastest Section Time (Section)	0:07.03 (Overall)
Top Speed [km/h] (Section)	66.9 (600m)
Race State	Finished



Toowoomba QLD Professional

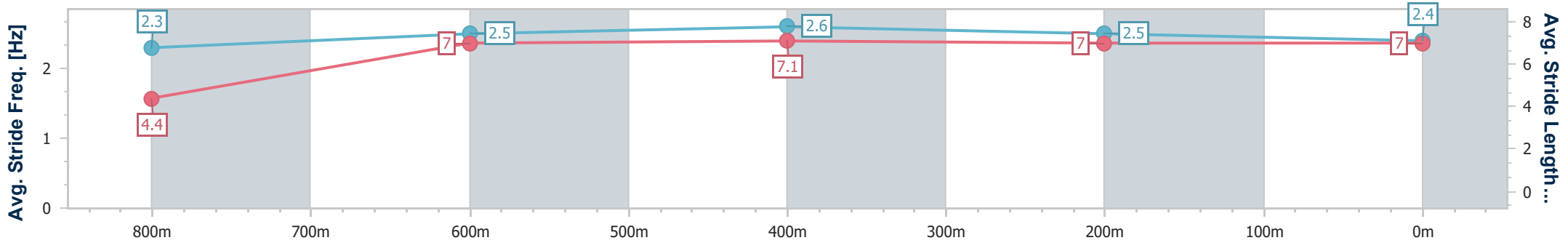
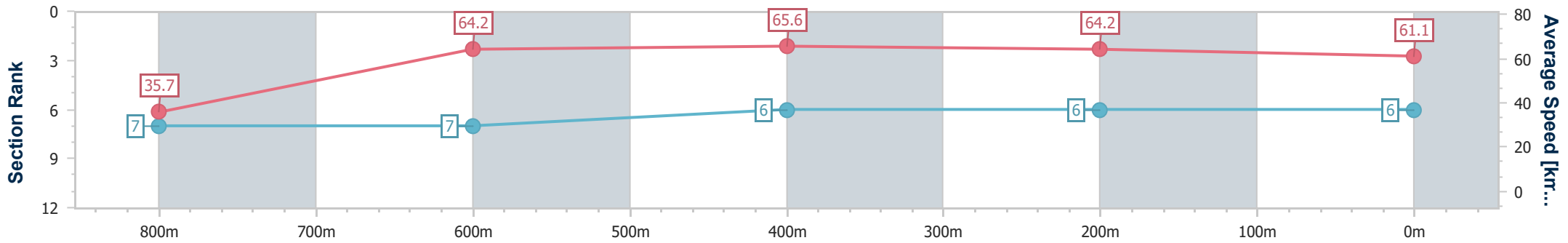
Race 6: PRYDE'S EASIFEED Maiden Handicap - 870m

10 August 2024 - 20:39



Track Rating: Good 4, Weather: Fine, Rail Position: +2.5m Entire

Section	Overall	800m	600m	400m	200m
Section Times	0:52.10 [6] (0:07.03)	0:45.07 [7] (0:11.26)	0:33.81 [7] (0:10.89)	0:22.92 [6] (0:11.09)	0:11.83 [6] (0:11.83)
Average Speed [km/h]	35.7	64.2	65.6	64.2	61.1
Top Speed [km/h]	61.3	66.9	66.9	65.2	63.2
Avg. Dist. to Rail [m]	1.5	1.0	1.5	1.6	3.2
Avg. Stride Freq. [Hz]	2.3	2.5	2.6	2.5	2.4
Avg. Stride Length [m]	4.4	7.0	7.1	7.0	7.0



- [] Ranking at each section and finish
- .-.- No data available at this section
- NA No data available



Horse/Jockey Name	Zena Rose
Final Rank	7
Fastest Section Time (Section)	0:06.71 (Overall)
Top Speed [km/h] (Section)	65.8 (800m)
Race State	Finished



Toowoomba QLD Professional

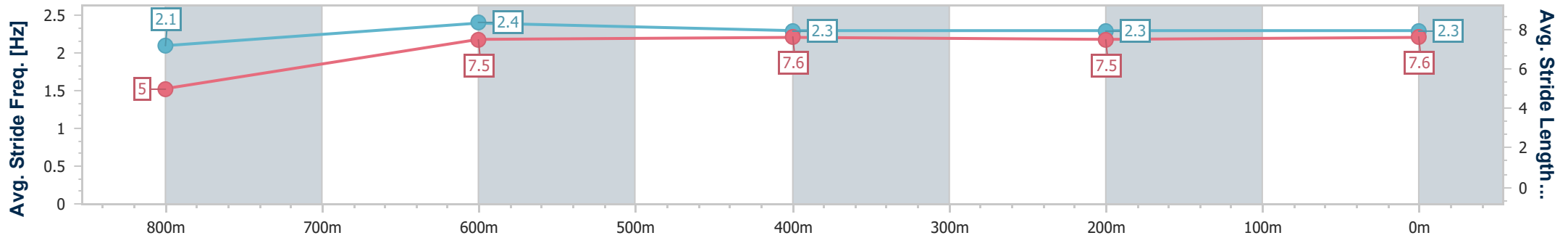
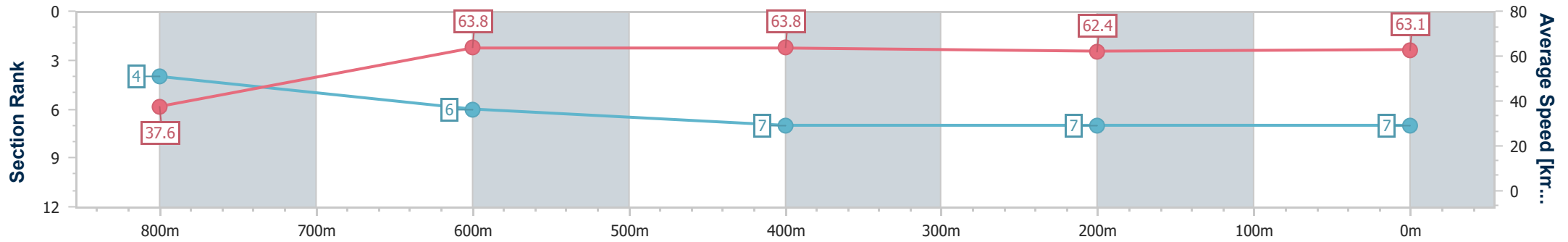
Race 6: PRYDE'S EASIFEED Maiden Handicap - 870m

10 August 2024 - 20:39

Track Rating: Good 4, Weather: Fine, Rail Position: +2.5m Entire



Section	Overall	800m	600m	400m	200m
Section Times	0:52.40 [7] (0:06.71)	0:45.69 [4] (0:11.38)	0:34.31 [6] (0:11.34)	0:22.97 [7] (0:11.56)	0:11.41 [7] (0:11.41)
Average Speed [km/h]	37.6	63.8	63.8	62.4	63.1
Top Speed [km/h]	59.6	65.8	65.3	63.2	63.6
Avg. Dist. to Rail [m]	2.0	2.9	1.6	0.4	1.0
Avg. Stride Freq. [Hz]	2.1	2.4	2.3	2.3	2.3
Avg. Stride Length [m]	5.0	7.5	7.6	7.5	7.6



- [] Ranking at each section and finish
- .-.- No data available at this section
- NA No data available



Horse/Jockey Name	Charm Teller
Final Rank	8
Fastest Section Time (Section)	0:06.98 (Overall)
Top Speed [km/h] (Section)	65.6 (800m)
Race State	Finished



Toowoomba QLD Professional

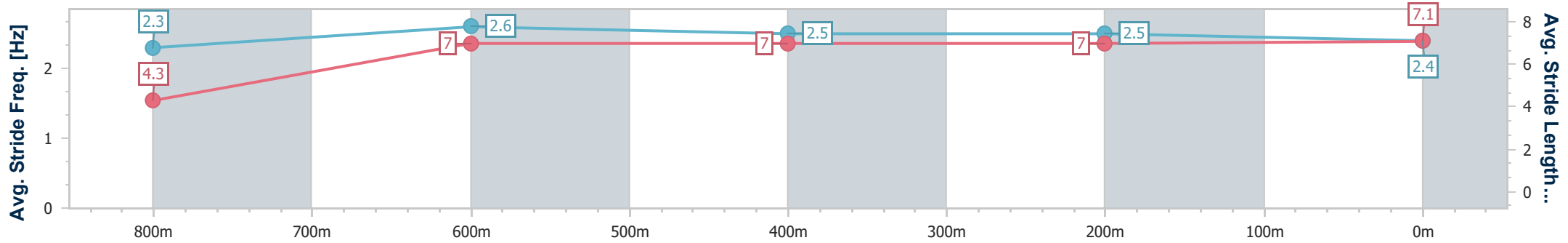
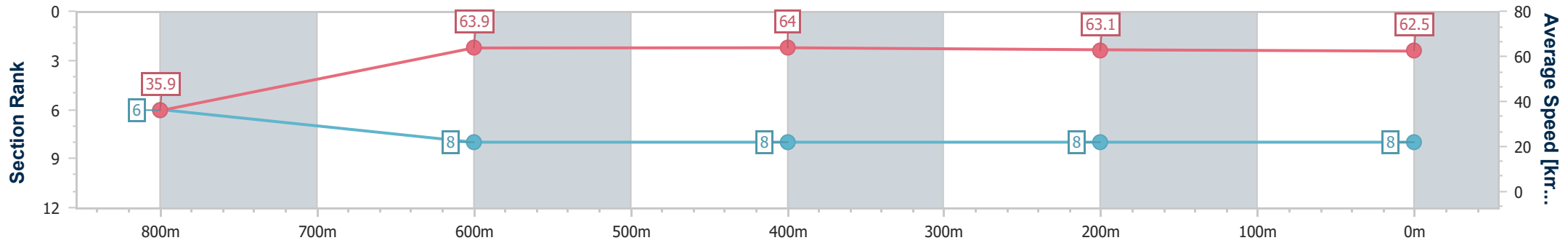
Race 6: PRYDE'S EASIFEED Maiden Handicap - 870m

10 August 2024 - 20:39



Track Rating: Good 4, Weather: Fine, Rail Position: +2.5m Entire

Section	Overall	800m	600m	400m	200m
Section Times	0:52.56 [8] (0:06.98)	0:45.58 [6] (0:11.33)	0:34.25 [8] (0:11.35)	0:22.90 [8] (0:11.41)	0:11.49 [8] (0:11.49)
Average Speed [km/h]	35.9	63.9	64.0	63.1	62.5
Top Speed [km/h]	60.1	65.6	64.9	63.9	64.3
Avg. Dist. to Rail [m]	2.5	2.8	1.1	0.4	2.0
Avg. Stride Freq. [Hz]	2.3	2.6	2.5	2.5	2.4
Avg. Stride Length [m]	4.3	7.0	7.0	7.0	7.1



- [] Ranking at each section and finish
- .-.- No data available at this section
- NA No data available



Toowoomba QLD Professional
Race 7: SHERRIN RENTALS QTIS Three-Year-Old BENCHMARK 60
Handicap - 1100m
10 August 2024 - 21:08



Track Rating: Good 4, Weather: Fine, Rail Position: +2.5m Entire

Section		Overall	1000m	800m	600m	400m	200m	Last 600m					
Field Times		1:07.53 (0:08.51)	0:59.02 (0:11.69)	0:47.33 (0:11.91)	0:35.42 (0:11.78)	0:23.64 (0:11.81)	0:11.83 (0:11.83)	0:35.42					
Rank	TAB Horse/Jockey	Barrier	Top Speed [km/h]	Fastest Section							Margin	Distance Travelled [m]	
1	2 REIGNING ALPHA Chelsea Baker	3	62.8 400m	0:08.51 Overall	1:07.53 [1] (0:08.51)	0:59.02 [1] (0:11.69)	0:47.33 [1] (0:11.91)	0:35.42 [1] (0:11.78)	0:23.64 [1] (0:11.81)	0:11.83 [1] (0:11.83)	1:07.53	0:35.42	
2	1 MISHANI STORM Dylan Bennett	2	63.6 1000m	0:09.05 Overall	1:07.71 [2] (0:09.05)	0:58.66 [4] (0:11.52)	0:47.14 [3] (0:11.83)	0:35.31 [4] (0:11.82)	0:23.49 [4] (0:11.79)	0:11.70 [2] (0:11.70)	1L	0:35.31	-5
3	3 ROCKY RICH Les Tilley	6	64.8 1000m	0:09.14 Overall	1:07.81 [3] (0:09.14)	0:58.67 [6] (0:11.45)	0:47.22 [4] (0:11.75)	0:35.47 [3] (0:11.85)	0:23.62 [3] (0:11.83)	0:11.79 [3] (0:11.79)	1.5L	0:35.47	+2
4	5 ROTHECATE Mitch Stapleford	1	62.9 400m	0:08.88 Overall	1:08.13 [4] (0:08.88)	0:59.25 [3] (0:11.86)	0:47.39 [5] (0:11.91)	0:35.48 [5] (0:11.82)	0:23.66 [5] (0:11.69)	0:11.97 [5] (0:11.97)	3.3L	0:35.48	+0
4	6 SUN WORSHIPPER Luke Tarrant	4	63.9 400m	0:09.13 Overall	1:08.13 [4] (0:09.13)	0:59.00 [5] (0:11.77)	0:47.23 [6] (0:11.86)	0:35.37 [6] (0:11.73)	0:23.64 [6] (0:11.74)	0:11.90 [6] (0:11.90)	3.3L	0:35.37	+1
6	4 SHE'S PUSHY Karl Zechner	5	64.3 1000m	0:08.78 Overall	1:08.23 [6] (0:08.78)	0:59.45 [2] (0:11.59)	0:47.86 [2] (0:11.87)	0:35.99 [2] (0:11.84)	0:24.15 [2] (0:11.95)	0:12.20 [4] (0:12.20)	3.8L	0:35.99	-2

[] Ranking at each section and finish
 -:-:- No data available at this section
 NA No data available

SCN Saddle cloth number
 DNF Did not finish
 DNT Did not track



Horse/Jockey Name	Reigning Alpha
Final Rank	1
Fastest Section Time (Section)	0:08.51 (Overall)
Top Speed [km/h] (Section)	62.8 (400m)
Race State	Finished



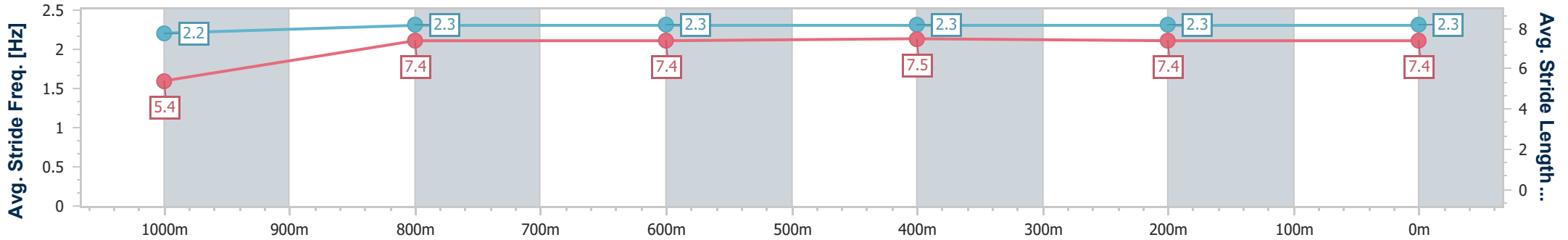
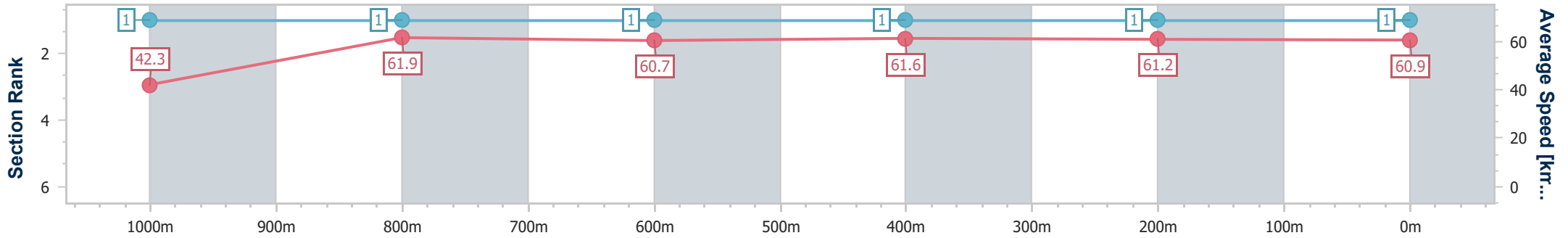
Toowoomba QLD Professional
 Race 7: SHERRIN RENTALS QTIS Three-Year-Old
 BENCHMARK 60 Handicap - 1100m



10 August 2024 - 21:08

Track Rating: Good 4, Weather: Fine, Rail Position: +2.5m Entire

Section	Overall	1000m	800m	600m	400m	200m
Section Times	1:07.53 [1] (0:08.51)	0:59.02 [1] (0:11.69)	0:47.33 [1] (0:11.91)	0:35.42 [1] (0:11.78)	0:23.64 [1] (0:11.81)	0:11.83 [1] (0:11.83)
Average Speed [km/h]	42.3	61.9	60.7	61.6	61.2	60.9
Top Speed [km/h]	60.5	62.7	61.3	62.2	62.8	61.5
Avg. Dist. to Rail [m]	4.5	1.7	1.4	1.4	1.1	0.7
Avg. Stride Freq. [Hz]	2.2	2.3	2.3	2.3	2.3	2.3
Avg. Stride Length [m]	5.4	7.4	7.4	7.5	7.4	7.4



- [] Ranking at each section and finish
- .-.- No data available at this section
- NA No data available



Horse/Jockey Name	Mishani Storm
Final Rank	2
Fastest Section Time (Section)	0:09.05 (Overall)
Top Speed [km/h] (Section)	63.6 (1000m)
Race State	Finished



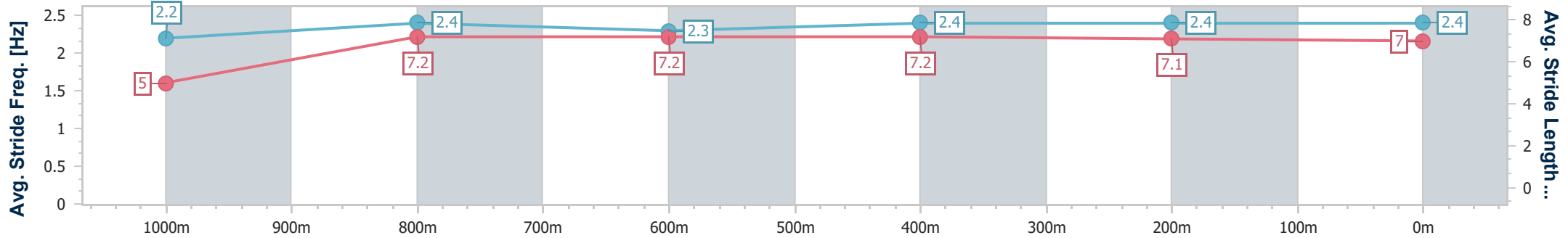
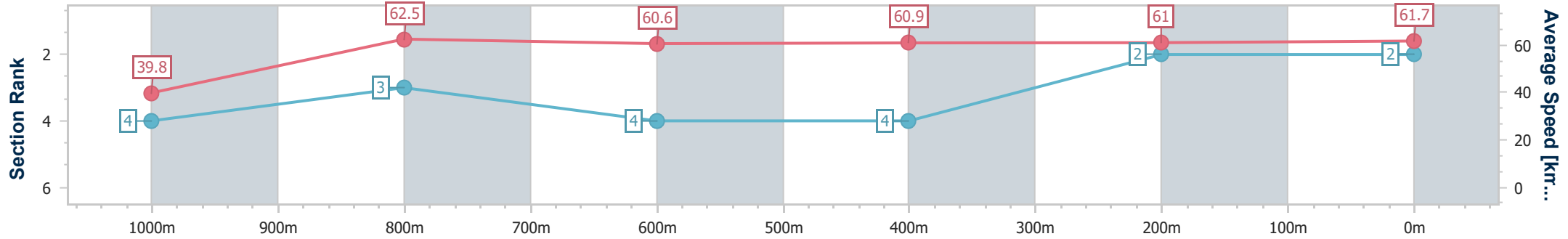
Toowoomba QLD Professional
Race 7: SHERRIN RENTALS QTIS Three-Year-Old
BENCHMARK 60 Handicap - 1100m



10 August 2024 - 21:08

Track Rating: Good 4, Weather: Fine, Rail Position: +2.5m Entire

Section	Overall	1000m	800m	600m	400m	200m
Section Times	1:07.71 [2] (0:09.05)	0:58.66 [4] (0:11.52)	0:47.14 [3] (0:11.83)	0:35.31 [4] (0:11.82)	0:23.49 [4] (0:11.79)	0:11.70 [2] (0:11.70)
Average Speed [km/h]	39.8	62.5	60.6	60.9	61.0	61.7
Top Speed [km/h]	61.2	63.6	61.6	61.5	62.3	62.3
Avg. Dist. to Rail [m]	2.5	0.8	1.0	0.3	0.8	2.7
Avg. Stride Freq. [Hz]	2.2	2.4	2.3	2.4	2.4	2.4
Avg. Stride Length [m]	5.0	7.2	7.2	7.2	7.1	7.0



- [] Ranking at each section and finish
- .-.- No data available at this section
- NA No data available



Horse/Jockey Name	Rocky Rich
Final Rank	3
Fastest Section Time (Section)	0:09.14 (Overall)
Top Speed [km/h] (Section)	64.8 (1000m)
Race State	Finished



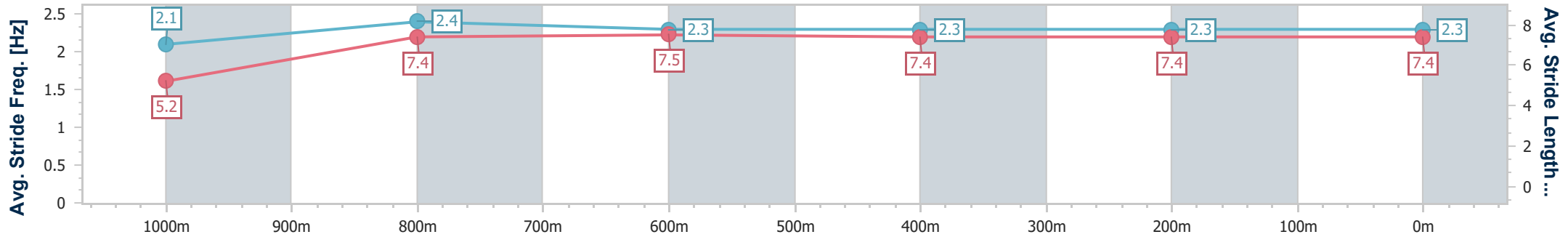
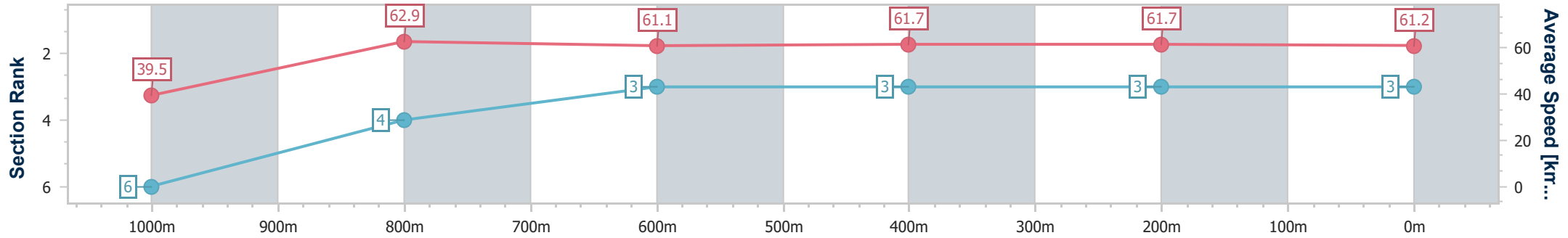
Toowoomba QLD Professional
Race 7: SHERRIN RENTALS QTIS Three-Year-Old
BENCHMARK 60 Handicap - 1100m



10 August 2024 - 21:08

Track Rating: Good 4, Weather: Fine, Rail Position: +2.5m Entire

Section	Overall	1000m	800m	600m	400m	200m
Section Times	1:07.81 [3] (0:09.14)	0:58.67 [6] (0:11.45)	0:47.22 [4] (0:11.75)	0:35.47 [3] (0:11.85)	0:23.62 [3] (0:11.83)	0:11.79 [3] (0:11.79)
Average Speed [km/h]	39.5	62.9	61.1	61.7	61.7	61.2
Top Speed [km/h]	58.5	64.8	61.9	62.8	62.8	61.8
Avg. Dist. to Rail [m]	4.7	1.0	1.0	3.0	4.2	5.2
Avg. Stride Freq. [Hz]	2.1	2.4	2.3	2.3	2.3	2.3
Avg. Stride Length [m]	5.2	7.4	7.5	7.4	7.4	7.4



- [] Ranking at each section and finish
- .-.- No data available at this section
- NA No data available



Horse/Jockey Name	Sun Worshipper
Final Rank	4
Fastest Section Time (Section)	0:09.13 (Overall)
Top Speed [km/h] (Section)	63.9 (400m)
Race State	Finished



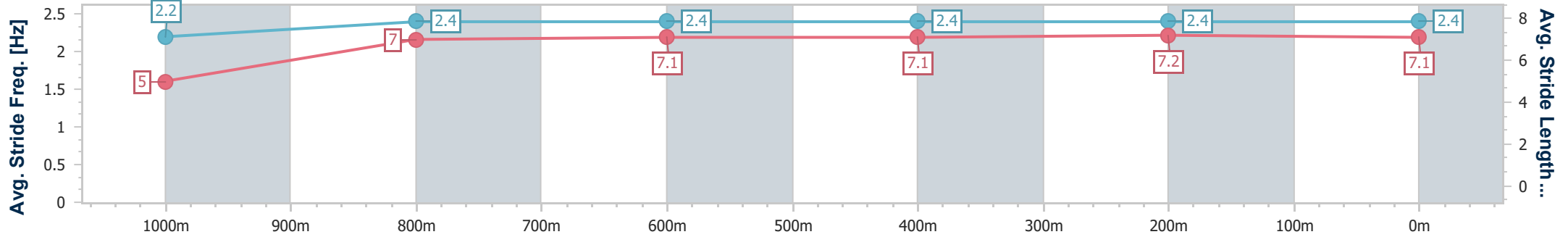
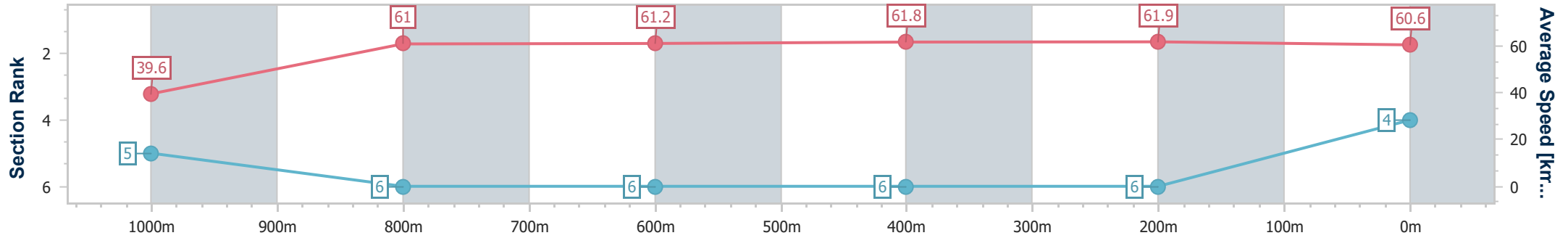
Toowoomba QLD Professional
Race 7: SHERRIN RENTALS QTIS Three-Year-Old
BENCHMARK 60 Handicap - 1100m



10 August 2024 - 21:08

Track Rating: Good 4, Weather: Fine, Rail Position: +2.5m Entire

Section	Overall	1000m	800m	600m	400m	200m
Section Times	1:08.13 [4] (0:09.13)	0:59.00 [5] (0:11.77)	0:47.23 [6] (0:11.86)	0:35.37 [6] (0:11.73)	0:23.64 [6] (0:11.74)	0:11.90 [6] (0:11.90)
Average Speed [km/h]	39.6	61.0	61.2	61.8	61.9	60.6
Top Speed [km/h]	58.3	62.8	61.5	62.7	63.9	62.1
Avg. Dist. to Rail [m]	2.4	0.6	1.2	1.9	3.2	4.4
Avg. Stride Freq. [Hz]	2.2	2.4	2.4	2.4	2.4	2.4
Avg. Stride Length [m]	5.0	7.0	7.1	7.1	7.2	7.1



- [] Ranking at each section and finish
- .-.- No data available at this section
- NA No data available



Horse/Jockey Name	Rothebate
Final Rank	4
Fastest Section Time (Section)	0:08.88 (Overall)
Top Speed [km/h] (Section)	62.9 (400m)
Race State	Finished



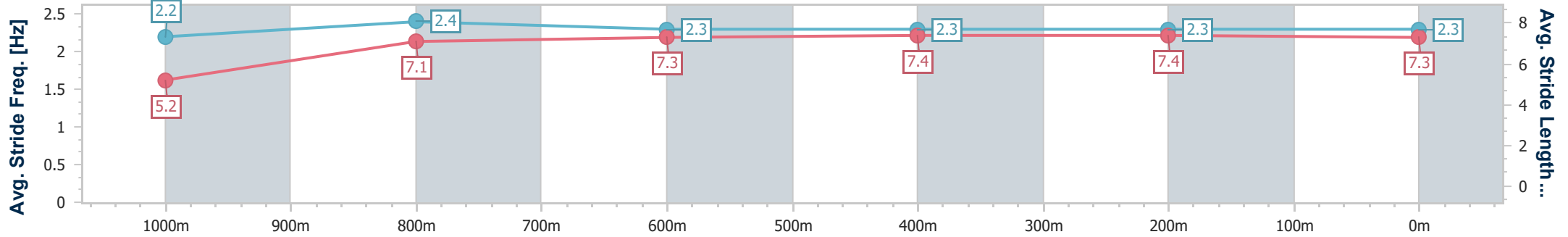
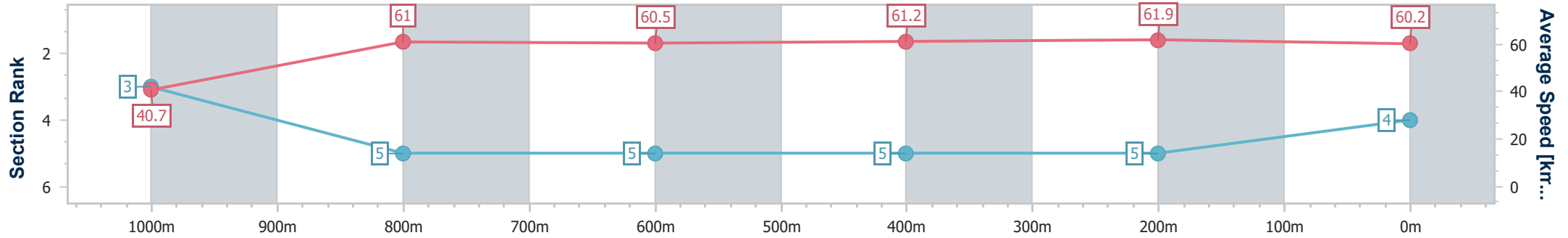
Toowoomba QLD Professional
Race 7: SHERRIN RENTALS QTIS Three-Year-Old
BENCHMARK 60 Handicap - 1100m



10 August 2024 - 21:08

Track Rating: Good 4, Weather: Fine, Rail Position: +2.5m Entire

Section	Overall	1000m	800m	600m	400m	200m
Section Times	1:08.13 [4] (0:08.88)	0:59.25 [3] (0:11.86)	0:47.39 [5] (0:11.91)	0:35.48 [5] (0:11.82)	0:23.66 [5] (0:11.69)	0:11.97 [5] (0:11.97)
Average Speed [km/h]	40.7	61.0	60.5	61.2	61.9	60.2
Top Speed [km/h]	59.7	62.1	62.4	61.9	62.9	61.3
Avg. Dist. to Rail [m]	2.3	1.4	0.9	0.9	1.6	2.1
Avg. Stride Freq. [Hz]	2.2	2.4	2.3	2.3	2.3	2.3
Avg. Stride Length [m]	5.2	7.1	7.3	7.4	7.4	7.3



- [] Ranking at each section and finish
- .-.- No data available at this section
- NA No data available



Horse/Jockey Name	She's Pushy
Final Rank	6
Fastest Section Time (Section)	0:08.78 (Overall)
Top Speed [km/h] (Section)	64.3 (1000m)
Race State	Finished



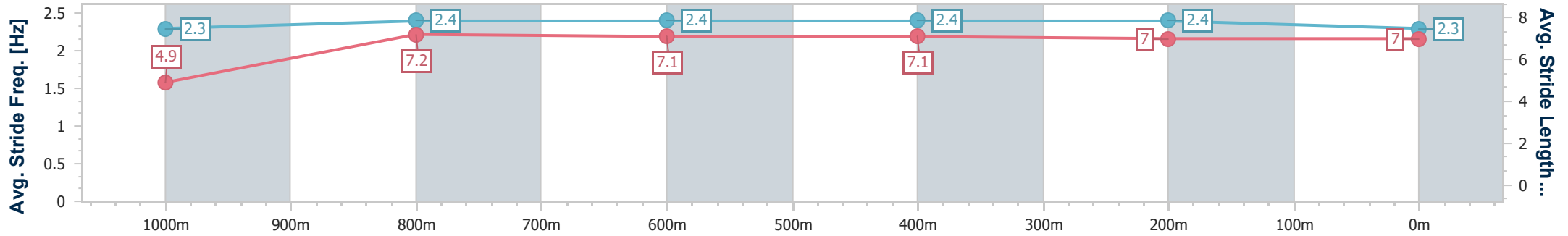
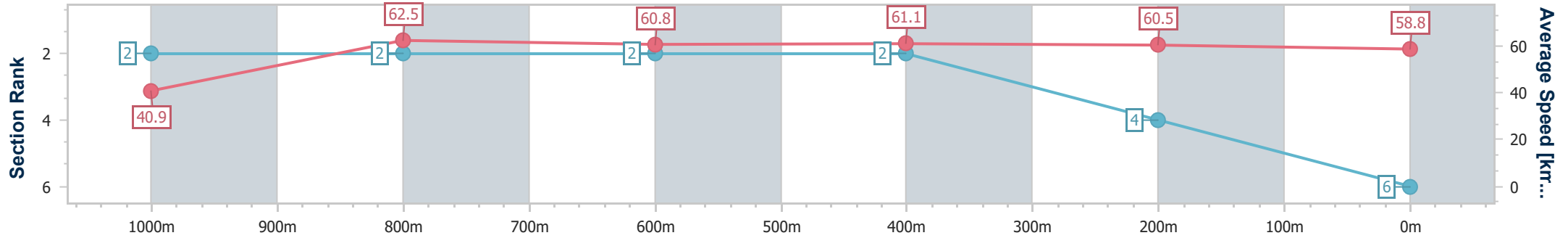
Toowoomba QLD Professional
 Race 7: SHERRIN RENTALS QTIS Three-Year-Old
 BENCHMARK 60 Handicap - 1100m



10 August 2024 - 21:08

Track Rating: Good 4, Weather: Fine, Rail Position: +2.5m Entire

Section	Overall	1000m	800m	600m	400m	200m
Section Times	1:08.23 [6] (0:08.78)	0:59.45 [2] (0:11.59)	0:47.86 [2] (0:11.87)	0:35.99 [2] (0:11.84)	0:24.15 [2] (0:11.95)	0:12.20 [4] (0:12.20)
Average Speed [km/h]	40.9	62.5	60.8	61.1	60.5	58.8
Top Speed [km/h]	60.6	64.3	62.2	62.4	61.6	61.5
Avg. Dist. to Rail [m]	4.3	1.4	1.0	0.7	1.2	3.2
Avg. Stride Freq. [Hz]	2.3	2.4	2.4	2.4	2.4	2.3
Avg. Stride Length [m]	4.9	7.2	7.1	7.1	7.0	7.0



- [] Ranking at each section and finish
- .-.- No data available at this section
- NA No data available