



Sunshine Coast QLD Professional

Race 10: MAEVA HOSPITALITY BENCHMARK 78 Handicap - 1600m

10 August 2024 - 17:05



Track Rating: Soft 7, Weather: Overcast, Rail Position: True

Section		Overall	1400m	1200m	1000m	800m	600m	400m	Last 600m				
Field Times		1:38.21 (0:13.28)	1:24.93 (0:11.20)	1:13.73 (0:11.50)	1:02.23 (0:12.04)	0:50.19 (0:12.93)	0:37.26 (0:12.48)	0:24.78 (0:12.12)	0:37.26				
Rank	TAB Horse/Jockey	Barrier	Top Speed [km/h]	Fastest Section									Distance Travelled [m]
1	6 CUNNAMULLA FELLA Bailey Wheeler	11	65.7 1400m	0:11.39 1400m	1:38.21 [1] (0:13.51)	1:24.70 [7] (0:11.39)	1:13.31 [7] (0:11.76)	1:01.55 [7] (0:12.18)	0:49.37 [7] (0:12.50)	0:36.87 [5] (0:12.21)	0:24.66 [3] (0:12.00)	0:36.87	
2	13 SEBRING GIRL Cody Collis	10	65.4 1400m	0:11.41 1400m	1:38.26 [2] (0:13.70)	1:24.56 [9] (0:11.41)	1:13.15 [9] (0:11.84)	1:01.31 [9] (0:12.16)	0:49.15 [9] (0:12.49)	0:36.66 [10] (0:12.40)	0:24.26 [10] (0:11.87)	0:36.66	-3
3	12 UNCOMMON VALOUR Emily Lang	1	65.5 Overall	0:11.59 1400m	1:38.33 [3] (0:13.73)	1:24.60 [10] (0:11.59)	1:13.01 [10] (0:11.98)	1:01.03 [11] (0:12.13)	0:48.90 [11] (0:12.46)	0:36.44 [11] (0:12.18)	0:24.26 [12] (0:11.80)	0:36.44	-14
4	11 THESECONDATPORTSEA Taylor Marshall	8	65.2 Overall	0:11.49 1400m	1:38.34 [4] (0:13.97)	1:24.37 [12] (0:11.49)	1:12.88 [12] (0:12.07)	1:00.81 [12] (0:12.07)	0:48.74 [12] (0:12.43)	0:36.31 [12] (0:11.90)	0:24.41 [8] (0:11.88)	0:36.31	-7
5	1 CRANKY HARRY James Orman	5	65.7 Overall	0:11.28 1400m	1:38.36 [5] (0:13.42)	1:24.94 [3] (0:11.28)	1:13.66 [5] (0:11.68)	1:01.98 [5] (0:12.20)	0:49.78 [5] (0:12.85)	0:36.93 [7] (0:12.39)	0:24.54 [7] (0:11.84)	0:36.93	-5
6	5 THE RIGHT WAY Melea Castle	9	66.3 Overall	0:11.26 1400m	1:38.73 [6] (0:13.32)	1:25.41 [2] (0:11.26)	1:14.15 [3] (0:11.67)	1:02.48 [4] (0:12.24)	0:50.24 [4] (0:12.51)	0:37.73 [2] (0:12.43)	0:25.30 [1] (0:12.24)	0:37.73	-3
7	3 BOLD BOURBON Nikita Beriman	2	66.1 Overall	0:11.45 1400m	1:38.83 [7] (0:13.63)	1:25.20 [8] (0:11.45)	1:13.75 [8] (0:11.71)	1:02.04 [8] (0:12.10)	0:49.94 [8] (0:12.59)	0:37.35 [8] (0:12.33)	0:25.02 [6] (0:12.22)	0:37.35	-6
8	8 STRIPPED BACK Noel Callow	12	66.5 1400m	0:11.15 1400m	1:39.34 [8] (0:13.44)	1:25.90 [5] (0:11.15)	1:14.75 [4] (0:11.58)	1:03.17 [2] (0:12.21)	0:50.96 [2] (0:12.84)	0:38.12 [4] (0:12.46)	0:25.66 [5] (0:12.35)	0:38.12	-6
9	7 PATMOS ISLAND Boris Thornton	15	66.9 1400m	0:11.06 1400m	1:39.70 [9] (0:13.42)	1:26.28 [4] (0:11.06)	1:15.22 [1] (0:11.50)	1:03.72 [1] (0:12.04)	0:51.68 [1] (0:12.93)	0:38.75 [1] (0:12.49)	0:26.26 [2] (0:12.41)	0:38.75	-7
10	9 PHAISTOS Kyle Wilson-Taylor	4	63.6 1400m	0:11.47 1400m	1:41.31 [10] (0:13.94)	1:27.37 [11] (0:11.47)	1:15.90 [11] (0:11.81)	1:04.09 [10] (0:12.05)	0:52.04 [10] (0:12.32)	0:39.72 [9] (0:12.46)	0:27.26 [11] (0:12.20)	0:39.72	-2

Scratched: More Trouble (#14), No Going Back (#15), Tyndrum Gold (#10)

[] Ranking at each section and finish
 -:-:- No data available at this section
 NA No data available

SCN Saddle cloth number
 DNF Did not finish
 DNT Did not track



Sunshine Coast QLD Professional

Race 10: MAEVA HOSPITALITY BENCHMARK 78 Handicap - 1600m

10 August 2024 - 17:05



Track Rating: Soft 7, Weather: Overcast, Rail Position: True

Section		Overall	1400m	1200m	1000m	800m	600m	400m	Last 600m				
Field Times		1:38.21 (0:13.28)	1:24.93 (0:11.20)	1:13.73 (0:11.50)	1:02.23 (0:12.04)	0:50.19 (0:12.93)	0:37.26 (0:12.48)	0:24.78 (0:12.12)	0:37.26				
Rank	TAB Horse/Jockey	Barrier	Top Speed [km/h]	Fastest Section					Distance Travelled [m]				
11	2 PERVADE Michael Rodd	7	66.6 1400m	0:11.25 1400m	1:41.69 [11] (0:13.28)	1:28.41 [1] (0:11.25)	1:17.16 [2] (0:11.71)	1:05.45 [3] (0:12.17)	0:53.28 [3] (0:12.67)	0:40.61 [3] (0:12.52)	0:28.09 [4] (0:12.80)	0:40.61	-13
12	4 KORDIA Andrew Mallyon	6	66.3 Overall	0:11.33 1400m	1:42.26 [12] (0:13.46)	1:28.80 [6] (0:11.33)	1:17.47 [6] (0:11.71)	1:05.76 [6] (0:12.27)	0:53.49 [6] (0:12.60)	0:40.89 [6] (0:12.56)	0:28.33 [9] (0:12.70)	0:40.89	-2

Scratched: More Trouble (#14), No Going Back (#15), Tyndrum Gold (#10)

[] Ranking at each section and finish
 -:--:-- No data available at this section
 NA No data available

SCN Saddle cloth number
 DNF Did not finish
 DNT Did not track



Sunshine Coast QLD Professional

Race 10: MAEVA HOSPITALITY BENCHMARK 78 Handicap - 1600m

10 August 2024 - 17:05



Track Rating: Soft 7, Weather: Overcast, Rail Position: True

Section				200m				Last 600m	
Field Times				0:12.66 (0:12.66)				0:37.26	
Rank	TAB	Horse/Jockey	Barrier	Top Speed [km/h]	Fastest Section	Margin			Distance Travelled [m]
1	6	CUNNAMULLA FELLA Bailey Wheeler	11	65.7 1400m	0:11.39 1400m	0:12.66 [1] (0:12.66)	1:38.21		0:36.87
2	13	SEBRING GIRL Cody Collis	10	65.4 1400m	0:11.41 1400m	0:12.39 [7] (0:12.39)	0.2L		0:36.66 -3
3	12	UNCOMMON VALOUR Emily Lang	1	65.5 Overall	0:11.59 1400m	0:12.46 [6] (0:12.46)	0.5L		0:36.44 -14
4	11	THESECONDATPORTSEA Taylor Marshall	8	65.2 Overall	0:11.49 1400m	0:12.53 [4] (0:12.53)	0.6L		0:36.31 -7
5	1	CRANKY HARRY James Orman	5	65.7 Overall	0:11.28 1400m	0:12.70 [2] (0:12.70)	0.7L		0:36.93 -5
6	5	THE RIGHT WAY Melea Castle	9	66.3 Overall	0:11.26 1400m	0:13.06 [3] (0:13.06)	2.7L		0:37.73 -3
7	3	BOLD BOURBON Nikita Beriman	2	66.1 Overall	0:11.45 1400m	0:12.80 [8] (0:12.80)	3.2L		0:37.35 -6
8	8	STRIPPED BACK Noel Callow	12	66.5 1400m	0:11.15 1400m	0:13.31 [9] (0:13.31)	6L		0:38.12 -6
9	7	PATMOS ISLAND Boris Thornton	15	66.9 1400m	0:11.06 1400m	0:13.85 [5] (0:13.85)	8L		0:38.75 -7
10	9	PHAISTOS Kyle Wilson-Taylor	4	63.6 1400m	0:11.47 1400m	0:15.06 [10] (0:15.06)	17.3L		0:39.72 -2

Scratched: More Trouble (#14), No Going Back (#15), Tyndrum Gold (#10)

[] Ranking at each section and finish
 -:-:- No data available at this section
 NA No data available

SCN Saddle cloth number
 DNF Did not finish
 DNT Did not track



Sunshine Coast QLD Professional
Race 10: MAEVA HOSPITALITY BENCHMARK 78 Handicap - 1600m
10 August 2024 - 17:05



Track Rating: Soft 7, Weather: Overcast, Rail Position: True

Section				200m				Last 600m		
Field Times				0:12.66 (0:12.66)				0:37.26		
Rank	TAB	Horse/Jockey	Barrier	Top Speed [km/h]	Fastest Section	Margin			Distance Travelled [m]	
11	2	PERVADE	7	66.6	0:11.25	0:15.29 [11]	19.3L		0:40.61	-13
		Michael Rodd		1400m	1400m	(0:15.29)				
12	4	KORDIA	6	66.3	0:11.33	0:15.63 [12]	22.6L		0:40.89	-2
		Andrew Mallyon		Overall	1400m	(0:15.63)				

Scratched: More Trouble (#14), No Going Back (#15), Tyndrum Gold (#10)



Horse/Jockey Name	Cunnamulla Fella
Final Rank	1
Fastest Section Time (Section)	0:11.39 (1400m)
Top Speed [km/h] (Section)	65.7 (1400m)
Race State	Finished



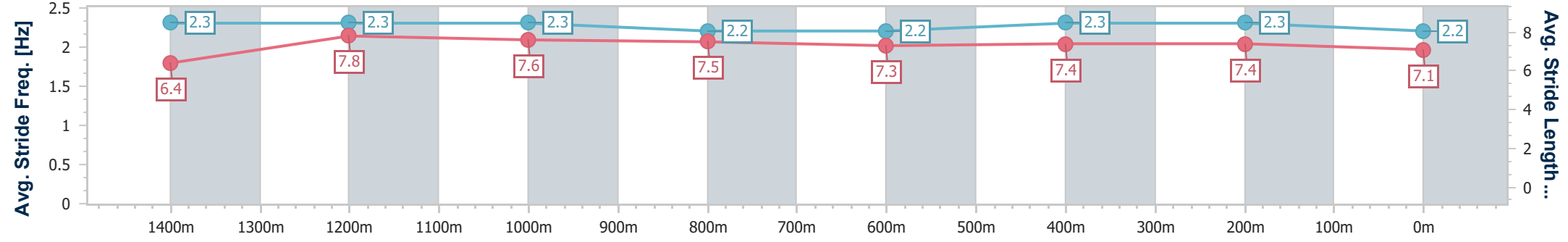
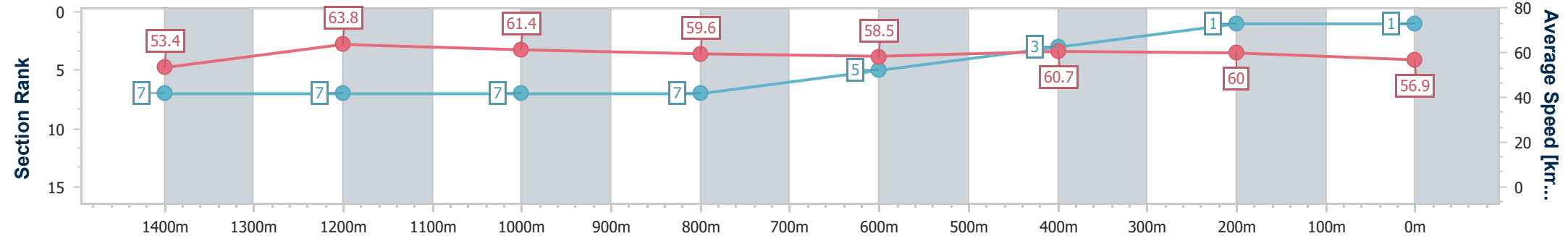
Sunshine Coast QLD Professional
Race 10: MAEVA HOSPITALITY BENCHMARK 78 Handicap - 1600m



10 August 2024 - 17:05

Track Rating: Soft 7, Weather: Overcast, Rail Position: True

Section	Overall	1400m	1200m	1000m	800m	600m	400m	200m						
Section Times	1:38.21 [1] (0:13.51)	1:24.70 [7] (0:11.39)	1:13.31 [7] (0:11.76)	1:01.55 [7] (0:12.18)	0:49.37 [7] (0:12.50)	0:36.87 [5] (0:12.21)	0:24.66 [3] (0:12.00)	0:12.66 [1] (0:12.66)						
Average Speed [km/h]	53.4	63.8	61.4	59.6	58.5	60.7	60.0	56.9						
Top Speed [km/h]	65.1	65.7	62.9	61.2	59.8	61.6	60.9	58.7						
Avg. Dist. to Rail [m]	13.4	5.0	3.2	2.7	2.6	5.0	8.4	7.0						
Avg. Stride Freq. [Hz]	2.3	2.3	2.3	2.2	2.2	2.3	2.3	2.2						
Avg. Stride Length [m]	6.4	7.8	7.6	7.5	7.3	7.4	7.4	7.1						



- [] Ranking at each section and finish
- .-.-.- No data available at this section
- NA No data available



Horse/Jockey Name	Sebring Girl
Final Rank	2
Fastest Section Time (Section)	0:11.41 (1400m)
Top Speed [km/h] (Section)	65.4 (1400m)
Race State	Finished



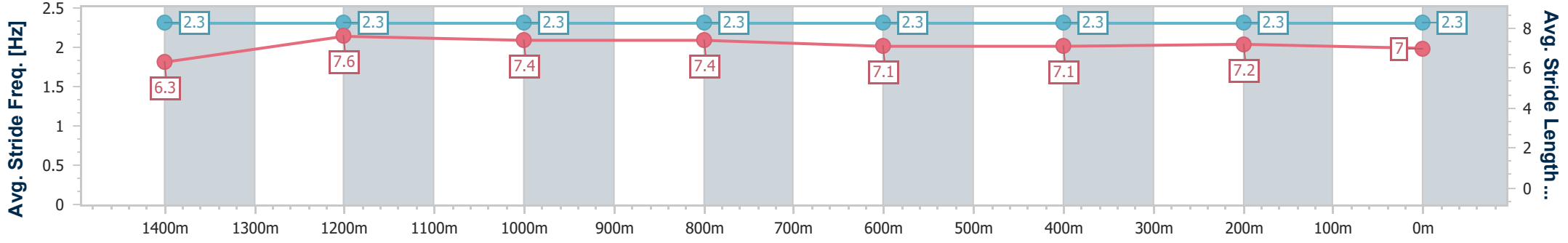
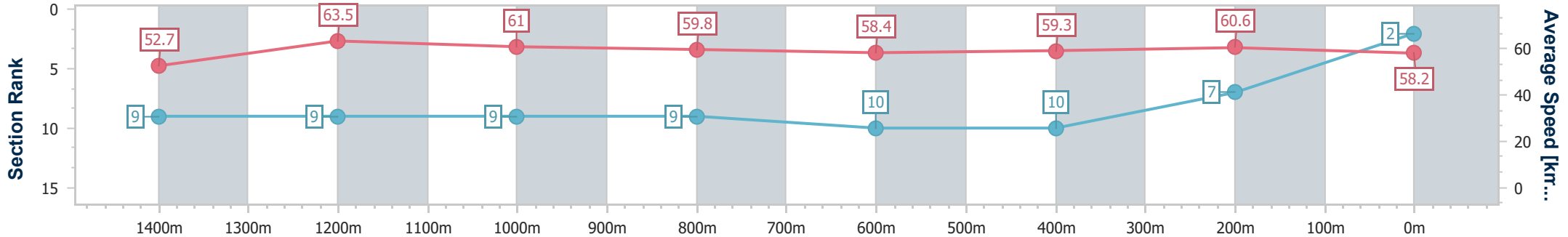
Sunshine Coast QLD Professional
Race 10: MAEVA HOSPITALITY BENCHMARK 78 Handicap - 1600m



10 August 2024 - 17:05

Track Rating: Soft 7, Weather: Overcast, Rail Position: True

Section	Overall	1400m	1200m	1000m	800m	600m	400m	200m						
Section Times	1:38.26 [2] (0:13.70)	1:24.56 [9] (0:11.41)	1:13.15 [9] (0:11.84)	1:01.31 [9] (0:12.16)	0:49.15 [9] (0:12.49)	0:36.66 [10] (0:12.40)	0:24.26 [10] (0:11.87)	0:12.39 [7] (0:12.39)						
Average Speed [km/h]	52.7	63.5	61.0	59.8	58.4	59.3	60.6	58.2						
Top Speed [km/h]	65.3	65.4	62.4	60.4	59.9	60.7	62.0	61.0						
Avg. Dist. to Rail [m]	11.8	4.0	2.8	2.8	2.4	3.4	9.5	9.2						
Avg. Stride Freq. [Hz]	2.3	2.3	2.3	2.3	2.3	2.3	2.3	2.3						
Avg. Stride Length [m]	6.3	7.6	7.4	7.4	7.1	7.1	7.2	7.0						



- [] Ranking at each section and finish
- .-.- No data available at this section
- NA No data available



Horse/Jockey Name	Uncommon Valour
Final Rank	3
Fastest Section Time (Section)	0:11.59 (1400m)
Top Speed [km/h] (Section)	65.5 (Overall)
Race State	Finished



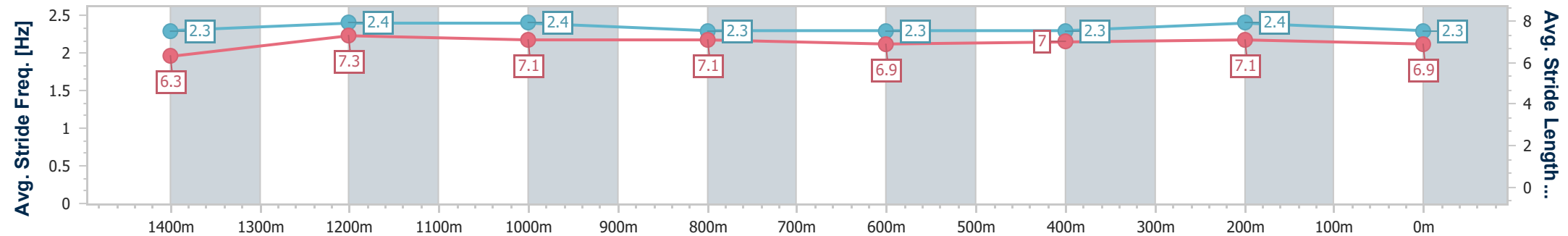
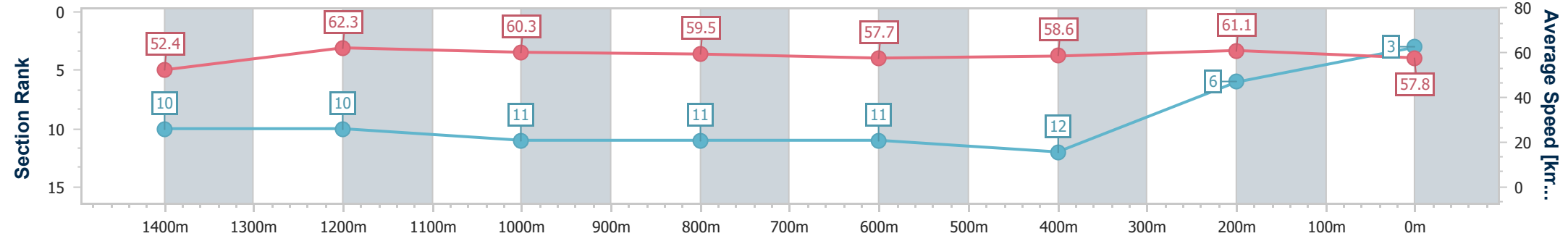
Sunshine Coast QLD Professional
Race 10: MAEVA HOSPITALITY BENCHMARK 78 Handicap - 1600m



10 August 2024 - 17:05

Track Rating: Soft 7, Weather: Overcast, Rail Position: True

Section	Overall	1400m	1200m	1000m	800m	600m	400m	200m						
Section Times	1:38.33 [3] (0:13.73)	1:24.60 [10] (0:11.59)	1:13.01 [10] (0:11.98)	1:01.03 [11] (0:12.13)	0:48.90 [11] (0:12.46)	0:36.44 [11] (0:12.18)	0:24.26 [12] (0:11.80)	0:12.46 [6] (0:12.46)						
Average Speed [km/h]	52.4	62.3	60.3	59.5	57.7	58.6	61.1	57.8						
Top Speed [km/h]	65.5	63.8	62.6	60.4	58.4	59.4	61.8	60.2						
Avg. Dist. to Rail [m]	4.8	2.1	1.8	1.8	0.8	1.4	5.4	4.5						
Avg. Stride Freq. [Hz]	2.3	2.4	2.4	2.3	2.3	2.3	2.4	2.3						
Avg. Stride Length [m]	6.3	7.3	7.1	7.1	6.9	7.0	7.1	6.9						



- [] Ranking at each section and finish
- .-.- No data available at this section
- NA No data available



Horse/Jockey Name	Thesecondatportsea
Final Rank	4
Fastest Section Time (Section)	0:11.49 (1400m)
Top Speed [km/h] (Section)	65.2 (Overall)
Race State	Finished



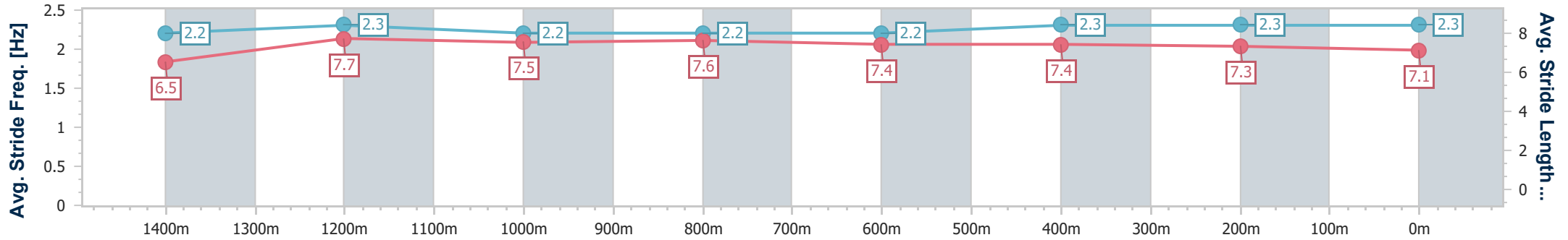
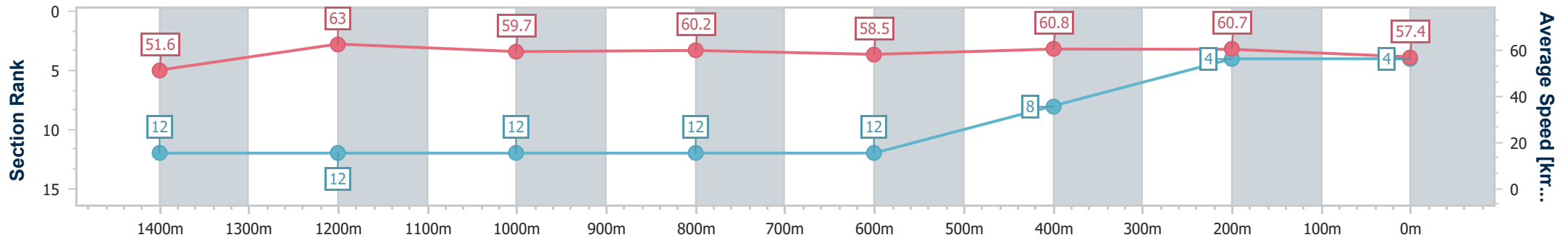
Sunshine Coast QLD Professional
Race 10: MAEVA HOSPITALITY BENCHMARK 78 Handicap - 1600m



10 August 2024 - 17:05

Track Rating: Soft 7, Weather: Overcast, Rail Position: True

Section	Overall	1400m	1200m	1000m	800m	600m	400m	200m						
Section Times	1:38.34 [4] (0:13.97)	1:24.37 [12] (0:11.49)	1:12.88 [12] (0:12.07)	1:00.81 [12] (0:12.07)	0:48.74 [12] (0:12.43)	0:36.31 [12] (0:11.90)	0:24.41 [8] (0:11.88)	0:12.53 [4] (0:12.53)						
Average Speed [km/h]	51.6	63.0	59.7	60.2	58.5	60.8	60.7	57.4						
Top Speed [km/h]	65.2	64.1	60.9	60.9	60.0	62.1	61.6	59.5						
Avg. Dist. to Rail [m]	7.7	2.2	2.6	2.7	2.2	0.8	2.1	2.5						
Avg. Stride Freq. [Hz]	2.2	2.3	2.2	2.2	2.2	2.3	2.3	2.3						
Avg. Stride Length [m]	6.5	7.7	7.5	7.6	7.4	7.4	7.3	7.1						



- [] Ranking at each section and finish
- .-.- No data available at this section
- NA No data available



Horse/Jockey Name	Cranky Harry
Final Rank	5
Fastest Section Time (Section)	0:11.28 (1400m)
Top Speed [km/h] (Section)	65.7 (Overall)
Race State	Finished



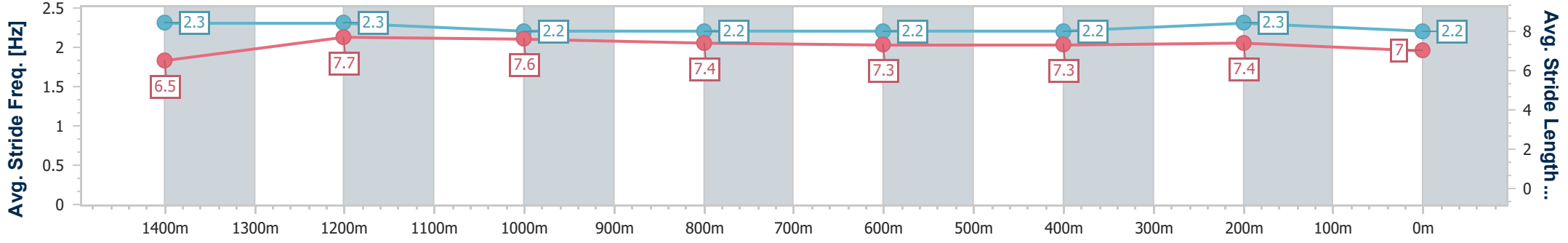
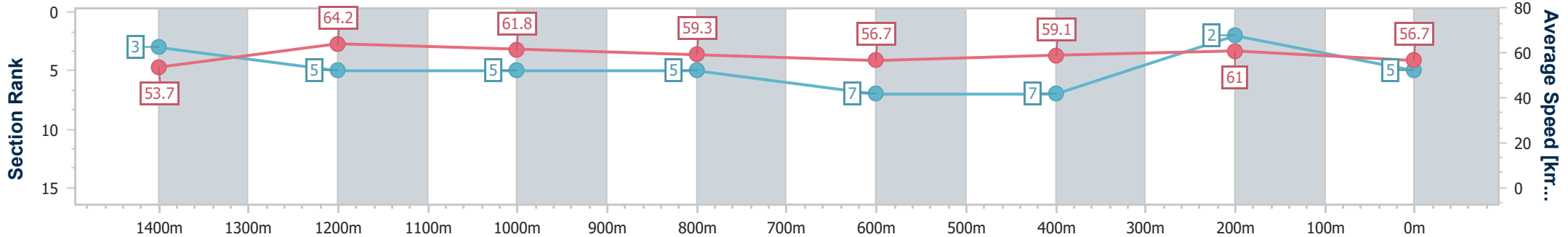
Sunshine Coast QLD Professional
Race 10: MAEVA HOSPITALITY BENCHMARK 78 Handicap - 1600m



10 August 2024 - 17:05

Track Rating: Soft 7, Weather: Overcast, Rail Position: True

Section	Overall	1400m	1200m	1000m	800m	600m	400m	200m
Section Times	1:38.36 [5] (0:13.42)	1:24.94 [3] (0:11.28)	1:13.66 [5] (0:11.68)	1:01.98 [5] (0:12.20)	0:49.78 [5] (0:12.85)	0:36.93 [7] (0:12.39)	0:24.54 [7] (0:11.84)	0:12.70 [2] (0:12.70)
Average Speed [km/h]	53.7	64.2	61.8	59.3	56.7	59.1	61.0	56.7
Top Speed [km/h]	65.7	65.1	62.7	60.9	59.1	60.0	62.2	59.6
Avg. Dist. to Rail [m]	7.5	2.4	2.3	2.1	2.1	3.0	8.4	7.2
Avg. Stride Freq. [Hz]	2.3	2.3	2.2	2.2	2.2	2.2	2.3	2.2
Avg. Stride Length [m]	6.5	7.7	7.6	7.4	7.3	7.3	7.4	7.0



- [] Ranking at each section and finish
- .-.- No data available at this section
- NA No data available



Horse/Jockey Name	The Right Way
Final Rank	6
Fastest Section Time (Section)	0:11.26 (1400m)
Top Speed [km/h] (Section)	66.3 (Overall)
Race State	Finished



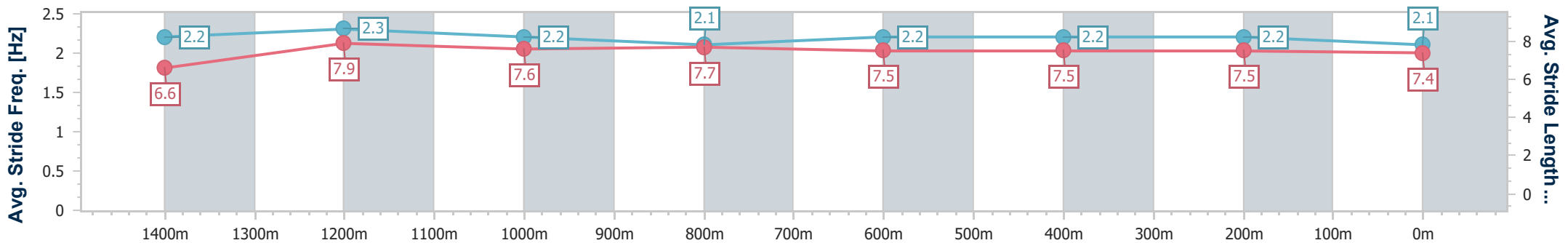
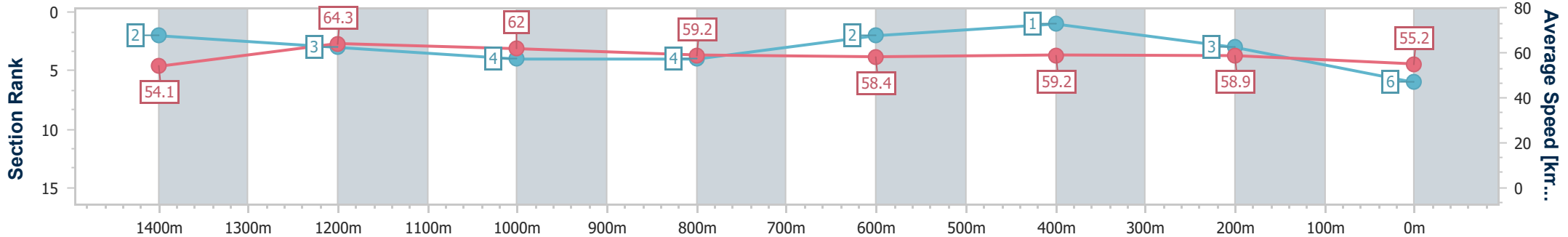
Sunshine Coast QLD Professional
 Race 10: MAEVA HOSPITALITY BENCHMARK 78 Handicap - 1600m



10 August 2024 - 17:05

Track Rating: Soft 7, Weather: Overcast, Rail Position: True

Section	Overall	1400m	1200m	1000m	800m	600m	400m	200m
Section Times	1:38.73 [6] (0:13.32)	1:25.41 [2] (0:11.26)	1:14.15 [3] (0:11.67)	1:02.48 [4] (0:12.24)	0:50.24 [4] (0:12.51)	0:37.73 [2] (0:12.43)	0:25.30 [1] (0:12.24)	0:13.06 [3] (0:13.06)
Average Speed [km/h]	54.1	64.3	62.0	59.2	58.4	59.2	58.9	55.2
Top Speed [km/h]	66.3	66.2	63.0	61.4	58.9	59.8	59.9	56.9
Avg. Dist. to Rail [m]	11.8	4.4	2.3	2.0	2.6	3.5	7.5	6.5
Avg. Stride Freq. [Hz]	2.2	2.3	2.2	2.1	2.2	2.2	2.2	2.1
Avg. Stride Length [m]	6.6	7.9	7.6	7.7	7.5	7.5	7.5	7.4



- [] Ranking at each section and finish
- .-.- No data available at this section
- NA No data available



Horse/Jockey Name	Bold Bourbon
Final Rank	7
Fastest Section Time (Section)	0:11.45 (1400m)
Top Speed [km/h] (Section)	66.1 (Overall)
Race State	Finished



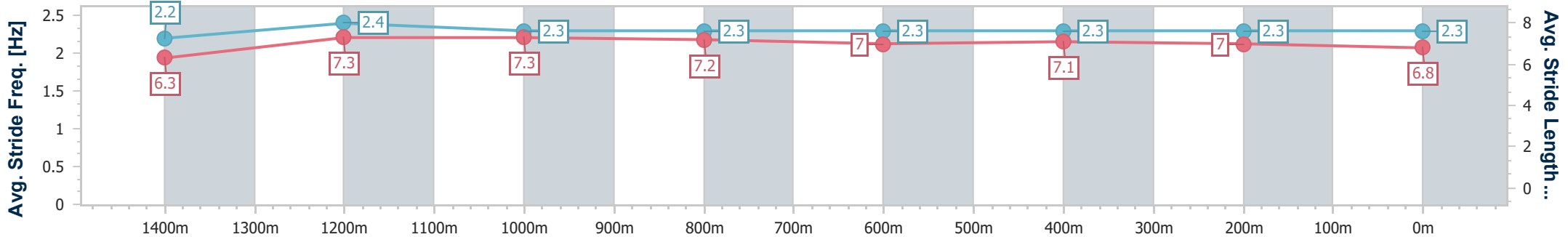
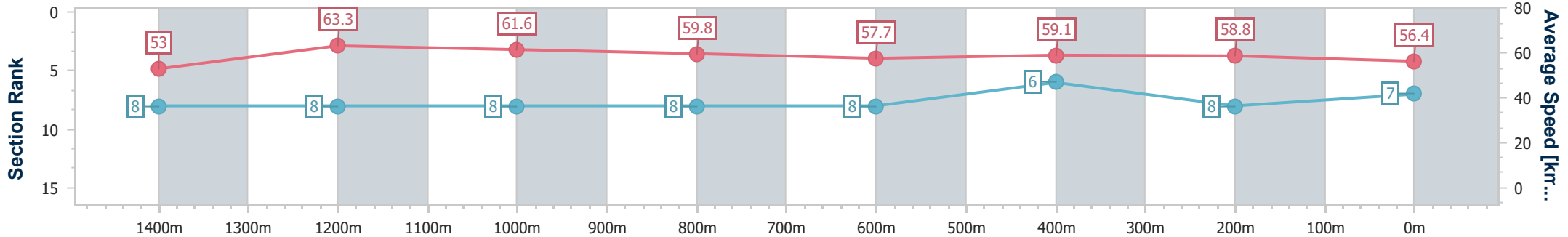
Sunshine Coast QLD Professional
Race 10: MAEVA HOSPITALITY BENCHMARK 78 Handicap - 1600m



10 August 2024 - 17:05

Track Rating: Soft 7, Weather: Overcast, Rail Position: True

Section	Overall	1400m	1200m	1000m	800m	600m	400m	200m
Section Times	1:38.83 [7] (0:13.63)	1:25.20 [8] (0:11.45)	1:13.75 [8] (0:11.71)	1:02.04 [8] (0:12.10)	0:49.94 [8] (0:12.59)	0:37.35 [8] (0:12.33)	0:25.02 [6] (0:12.22)	0:12.80 [8] (0:12.80)
Average Speed [km/h]	53.0	63.3	61.6	59.8	57.7	59.1	58.8	56.4
Top Speed [km/h]	66.1	64.6	63.4	60.8	59.2	59.4	59.6	57.5
Avg. Dist. to Rail [m]	6.5	3.2	2.4	2.2	1.4	1.7	3.5	3.0
Avg. Stride Freq. [Hz]	2.2	2.4	2.3	2.3	2.3	2.3	2.3	2.3
Avg. Stride Length [m]	6.3	7.3	7.3	7.2	7.0	7.1	7.0	6.8



- [] Ranking at each section and finish
- .-.- No data available at this section
- NA No data available



Horse/Jockey Name	Stripped Back
Final Rank	8
Fastest Section Time (Section)	0:11.15 (1400m)
Top Speed [km/h] (Section)	66.5 (1400m)
Race State	Finished



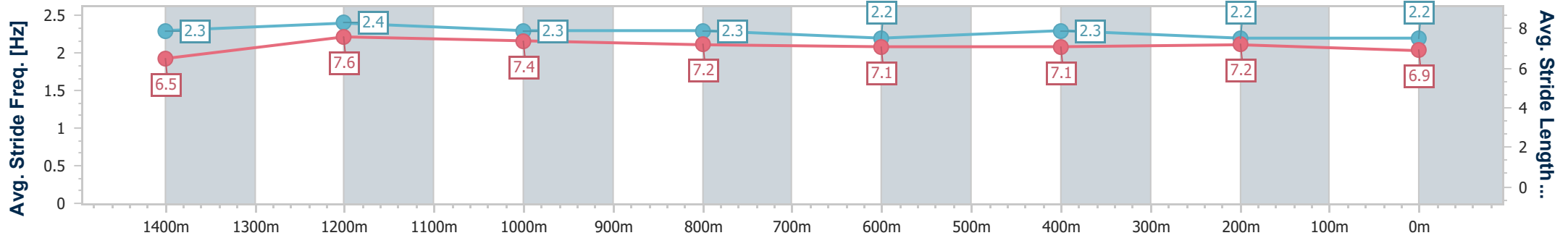
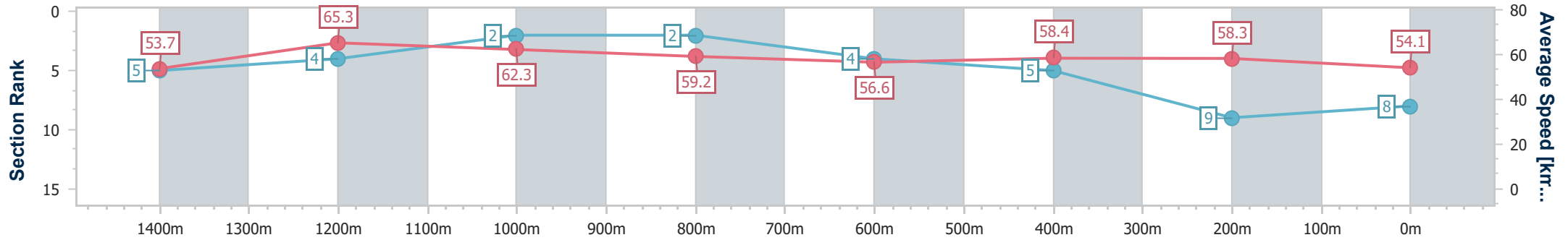
Sunshine Coast QLD Professional
Race 10: MAEVA HOSPITALITY BENCHMARK 78 Handicap - 1600m



10 August 2024 - 17:05

Track Rating: Soft 7, Weather: Overcast, Rail Position: True

Section	Overall	1400m	1200m	1000m	800m	600m	400m	200m
Section Times	1:39.34 [8] (0:13.44)	1:25.90 [5] (0:11.15)	1:14.75 [4] (0:11.58)	1:03.17 [2] (0:12.21)	0:50.96 [2] (0:12.84)	0:38.12 [4] (0:12.46)	0:25.66 [5] (0:12.35)	0:13.31 [9] (0:13.31)
Average Speed [km/h]	53.7	65.3	62.3	59.2	56.6	58.4	58.3	54.1
Top Speed [km/h]	66.2	66.5	64.0	61.7	57.2	59.2	59.1	57.2
Avg. Dist. to Rail [m]	14.4	6.1	4.2	2.6	1.3	1.9	4.3	4.1
Avg. Stride Freq. [Hz]	2.3	2.4	2.3	2.3	2.2	2.3	2.2	2.2
Avg. Stride Length [m]	6.5	7.6	7.4	7.2	7.1	7.1	7.2	6.9



- [] Ranking at each section and finish
- .-.- No data available at this section
- NA No data available



Horse/Jockey Name	Patmos Island
Final Rank	9
Fastest Section Time (Section)	0:11.06 (1400m)
Top Speed [km/h] (Section)	66.9 (1400m)
Race State	Finished



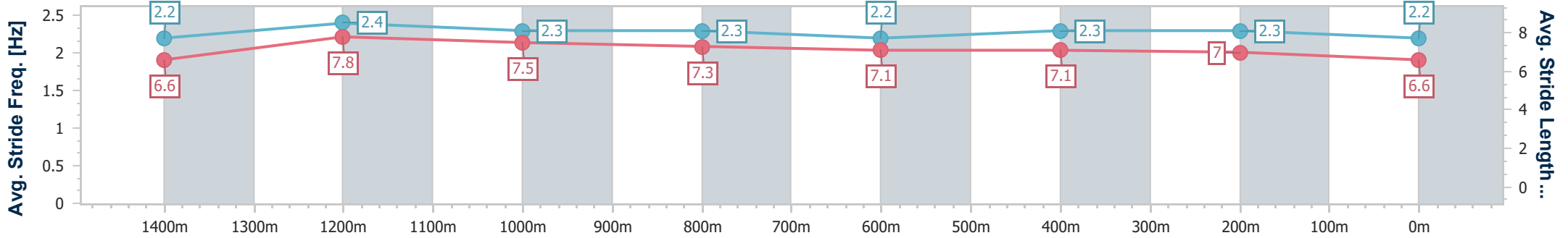
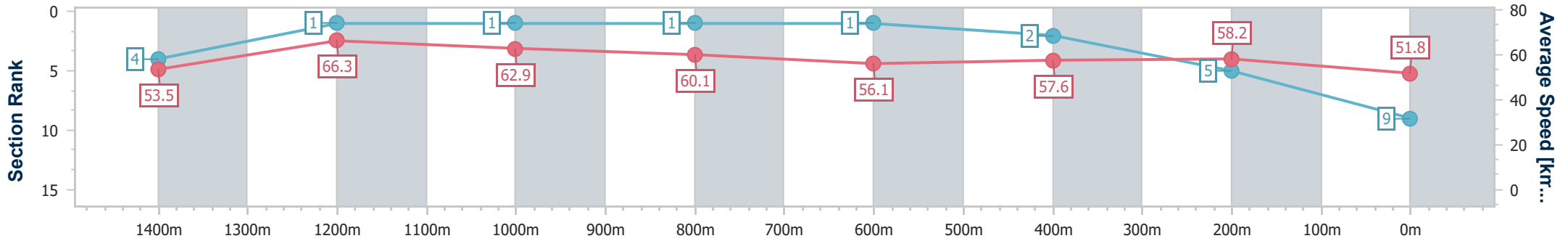
Sunshine Coast QLD Professional
Race 10: MAEVA HOSPITALITY BENCHMARK 78 Handicap - 1600m



10 August 2024 - 17:05

Track Rating: Soft 7, Weather: Overcast, Rail Position: True

Section	Overall	1400m	1200m	1000m	800m	600m	400m	200m
Section Times	1:39.70 [9] (0:13.42)	1:26.28 [4] (0:11.06)	1:15.22 [1] (0:11.50)	1:03.72 [1] (0:12.04)	0:51.68 [1] (0:12.93)	0:38.75 [1] (0:12.49)	0:26.26 [2] (0:12.41)	0:13.85 [5] (0:13.85)
Average Speed [km/h]	53.5	66.3	62.9	60.1	56.1	57.6	58.2	51.8
Top Speed [km/h]	66.7	66.9	65.0	62.2	56.7	58.7	58.8	55.8
Avg. Dist. to Rail [m]	16.2	8.0	4.8	2.8	1.2	0.6	4.5	5.4
Avg. Stride Freq. [Hz]	2.2	2.4	2.3	2.3	2.2	2.3	2.3	2.2
Avg. Stride Length [m]	6.6	7.8	7.5	7.3	7.1	7.1	7.0	6.6



- [] Ranking at each section and finish
- .-.- No data available at this section
- NA No data available



Horse/Jockey Name	Phaistos
Final Rank	10
Fastest Section Time (Section)	0:11.47 (1400m)
Top Speed [km/h] (Section)	63.6 (1400m)
Race State	Finished



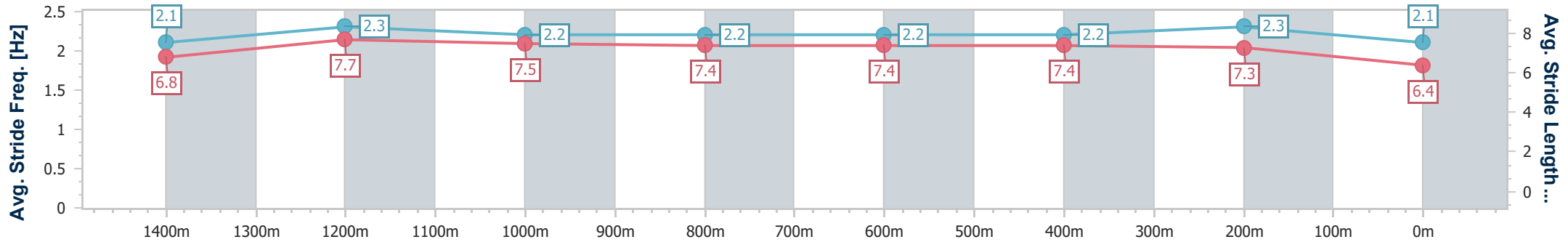
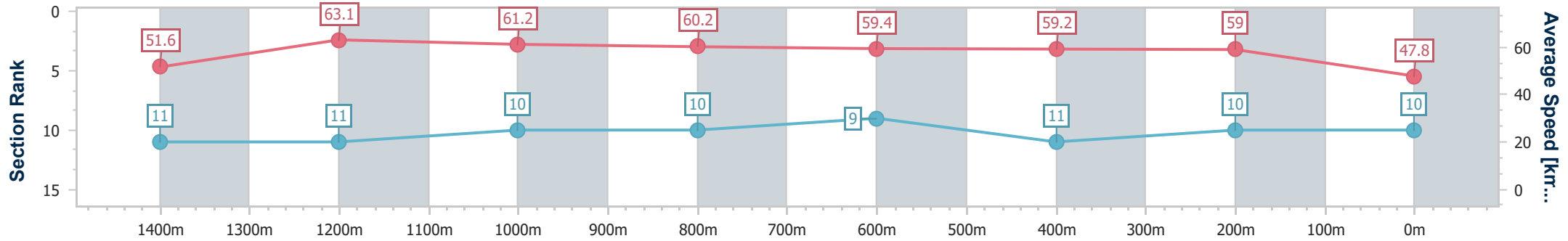
Sunshine Coast QLD Professional
Race 10: MAEVA HOSPITALITY BENCHMARK 78 Handicap - 1600m



10 August 2024 - 17:05

Track Rating: Soft 7, Weather: Overcast, Rail Position: True

Section	Overall	1400m	1200m	1000m	800m	600m	400m	200m
Section Times	1:41.31 [10] (0:13.94)	1:27.37 [11] (0:11.47)	1:15.90 [11] (0:11.81)	1:04.09 [10] (0:12.05)	0:52.04 [10] (0:12.32)	0:39.72 [9] (0:12.46)	0:27.26 [11] (0:12.20)	0:15.06 [10] (0:15.06)
Average Speed [km/h]	51.6	63.1	61.2	60.2	59.4	59.2	59.0	47.8
Top Speed [km/h]	63.3	63.6	62.1	60.9	60.3	60.1	60.5	57.1
Avg. Dist. to Rail [m]	7.5	3.2	2.7	3.4	2.9	3.7	8.7	8.6
Avg. Stride Freq. [Hz]	2.1	2.3	2.2	2.2	2.2	2.2	2.3	2.1
Avg. Stride Length [m]	6.8	7.7	7.5	7.4	7.4	7.4	7.3	6.4



- [] Ranking at each section and finish
- .-.- No data available at this section
- NA No data available



Horse/Jockey Name	Pervade
Final Rank	11
Fastest Section Time (Section)	0:11.25 (1400m)
Top Speed [km/h] (Section)	66.6 (1400m)
Race State	Finished



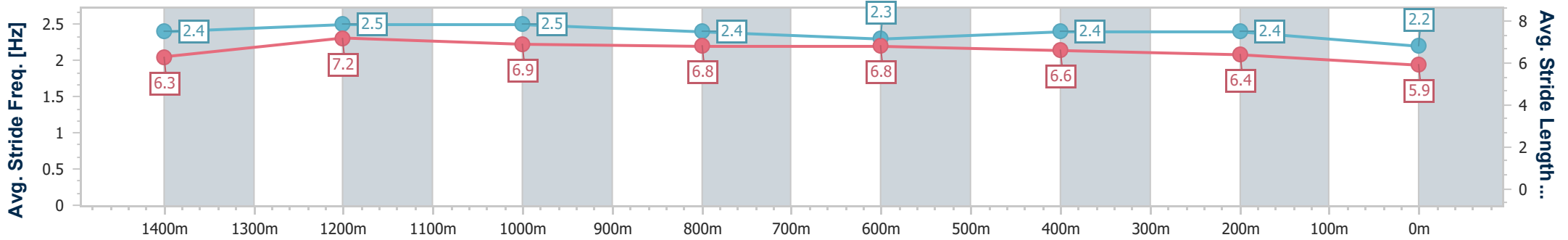
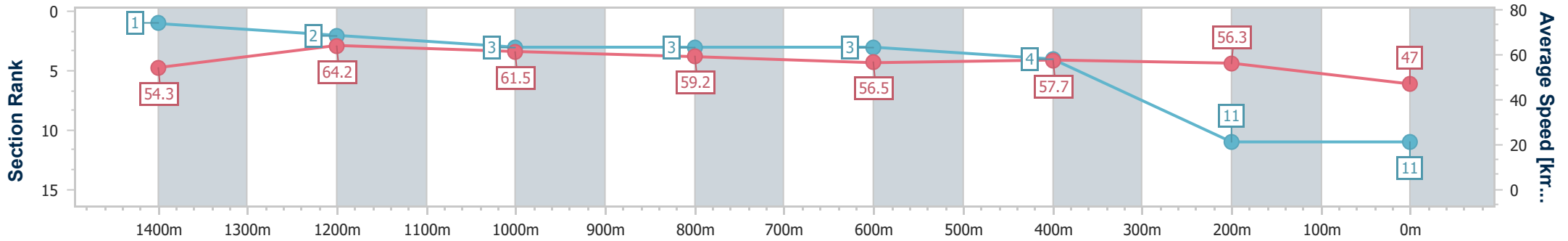
Sunshine Coast QLD Professional
Race 10: MAEVA HOSPITALITY BENCHMARK 78 Handicap - 1600m



10 August 2024 - 17:05

Track Rating: Soft 7, Weather: Overcast, Rail Position: True

Section	Overall	1400m	1200m	1000m	800m	600m	400m	200m
Section Times	1:41.69 [11] (0:13.28)	1:28.41 [1] (0:11.25)	1:17.16 [2] (0:11.71)	1:05.45 [3] (0:12.17)	0:53.28 [3] (0:12.67)	0:40.61 [3] (0:12.52)	0:28.09 [4] (0:12.80)	0:15.29 [11] (0:15.29)
Average Speed [km/h]	54.3	64.2	61.5	59.2	56.5	57.7	56.3	47.0
Top Speed [km/h]	66.3	66.6	62.2	60.4	57.5	58.1	57.7	54.3
Avg. Dist. to Rail [m]	10.4	3.4	1.2	0.6	0.7	0.6	3.4	5.6
Avg. Stride Freq. [Hz]	2.4	2.5	2.5	2.4	2.3	2.4	2.4	2.2
Avg. Stride Length [m]	6.3	7.2	6.9	6.8	6.8	6.6	6.4	5.9



- [] Ranking at each section and finish
- .-.-.- No data available at this section
- NA No data available



Horse/Jockey Name	Kordia
Final Rank	12
Fastest Section Time (Section)	0:11.33 (1400m)
Top Speed [km/h] (Section)	66.3 (Overall)
Race State	Finished



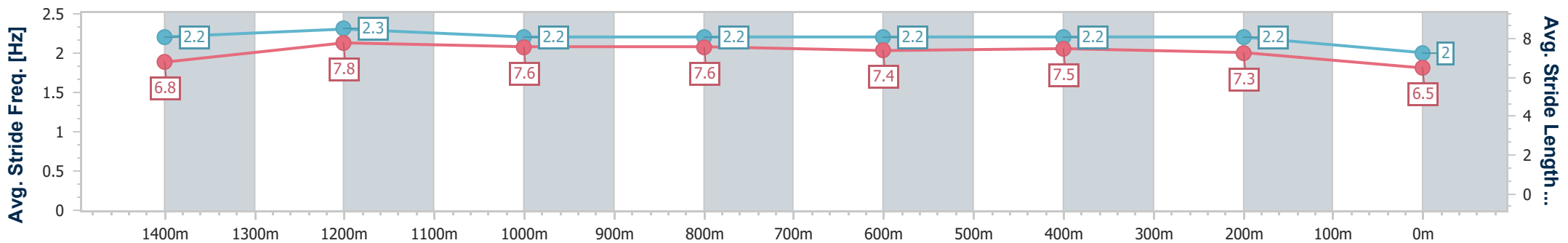
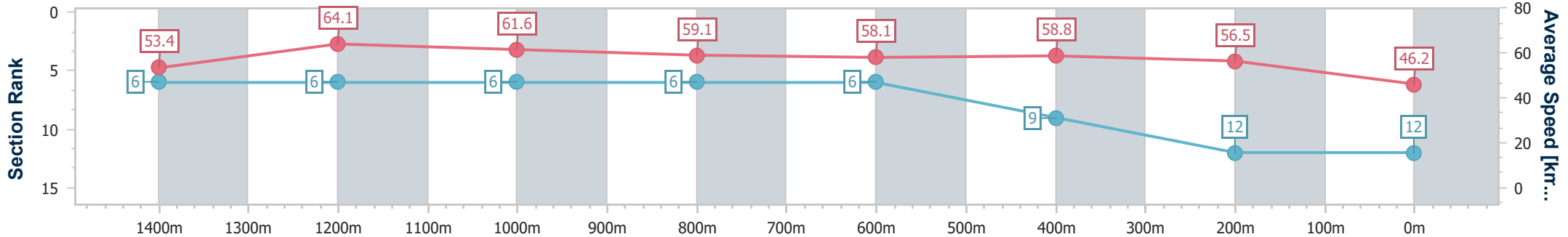
Sunshine Coast QLD Professional
Race 10: MAEVA HOSPITALITY BENCHMARK 78 Handicap - 1600m



10 August 2024 - 17:05

Track Rating: Soft 7, Weather: Overcast, Rail Position: True

Section	Overall	1400m	1200m	1000m	800m	600m	400m	200m
Section Times	1:42.26 [12] (0:13.46)	1:28.80 [6] (0:11.33)	1:17.47 [6] (0:11.71)	1:05.76 [6] (0:12.27)	0:53.49 [6] (0:12.60)	0:40.89 [6] (0:12.56)	0:28.33 [9] (0:12.70)	0:15.63 [12] (0:15.63)
Average Speed [km/h]	53.4	64.1	61.6	59.1	58.1	58.8	56.5	46.2
Top Speed [km/h]	66.3	65.8	62.9	61.3	59.2	59.3	58.9	52.7
Avg. Dist. to Rail [m]	9.2	3.5	3.3	3.1	3.0	3.9	7.2	6.6
Avg. Stride Freq. [Hz]	2.2	2.3	2.2	2.2	2.2	2.2	2.2	2.0
Avg. Stride Length [m]	6.8	7.8	7.6	7.6	7.4	7.5	7.3	6.5



- [] Ranking at each section and finish
- .-.- No data available at this section
- NA No data available