



Sunshine Coast QLD Professional

Race 4: PFD FOODSERVICES No Metro Wins Handicap - 1300m

10 August 2024 - 13:24



Track Rating: Soft 6, Weather: Overcast, Rail Position: True

Section												Last 600m	
Field Times		Overall	1200m	1000m	800m	600m	400m						0:35.94
		1:19.72 (0:07.79)	1:11.93 (0:11.24)	1:00.69 (0:11.99)	0:48.70 (0:12.76)	0:35.94 (0:12.13)	0:23.81 (0:11.66)						
Rank	TAB	Horse/Jockey	Barrier	Top Speed [km/h]	Fastest Section								Distance Travelled [m]
1	2	MASTER SHOWMAN Cody Collis	3	66.5 1200m	0:08.04 Overall	1:19.72 [1] (0:08.04)	1:11.68 [2] (0:11.13)	1:00.55 [3] (0:11.93)	0:48.62 [3] (0:12.79)	0:35.83 [3] (0:12.17)	0:23.66 [2] (0:11.54)	0:35.83	
2	12	ALLOW ME Taylor Marshall	11	66.3 400m	0:08.40 Overall	1:19.83 [2] (0:08.40)	1:11.43 [9] (0:11.45)	0:59.98 [10] (0:12.00)	0:47.98 [10] (0:12.85)	0:35.13 [10] (0:12.05)	0:23.08 [11] (0:11.17)	0:35.13	+6
3	9	TRANQUIL BAY James Orman	4	68.0 1200m	0:08.17 Overall	1:19.83 [3] (0:08.17)	1:11.66 [5] (0:11.19)	1:00.47 [4] (0:11.90)	0:48.57 [4] (0:12.96)	0:35.61 [5] (0:12.08)	0:23.53 [4] (0:11.36)	0:35.61	+2
4	4	ZINGALONG Melea Castle	1	64.6 1200m	0:07.79 Overall	1:19.97 [4] (0:07.79)	1:12.18 [1] (0:11.29)	1:00.89 [2] (0:11.94)	0:48.95 [1] (0:12.76)	0:36.19 [1] (0:12.13)	0:24.06 [1] (0:11.66)	0:36.19	-2
5	5	BOHEMIAN LAD Nikita Beriman	13	65.7 1200m	0:08.15 Overall	1:19.98 [5] (0:08.15)	1:11.83 [4] (0:11.35)	1:00.48 [5] (0:11.91)	0:48.57 [7] (0:12.92)	0:35.65 [7] (0:12.09)	0:23.56 [6] (0:11.42)	0:35.65	+4
6	6	KOKONOTSU Emily Lang	9	65.9 400m	0:08.38 Overall	1:20.04 [6] (0:08.38)	1:11.66 [8] (0:11.46)	1:00.20 [9] (0:12.22)	0:47.98 [11] (0:12.66)	0:35.32 [11] (0:12.08)	0:23.24 [12] (0:11.18)	0:35.32	+9
7	1	DENIED Tahlia Fenlon	10	65.6 400m	0:08.73 Overall	1:20.06 [7] (0:08.73)	1:11.33 [12] (0:11.51)	0:59.82 [12] (0:11.93)	0:47.89 [12] (0:12.66)	0:35.23 [12] (0:11.91)	0:23.32 [10] (0:11.15)	0:35.23	-1
8	11	HOOT 'N' HOLLER Bailey Wheeler	16	68.3 1200m	0:08.54 Overall	1:20.27 [8] (0:08.54)	1:11.73 [11] (0:11.20)	1:00.53 [8] (0:11.98)	0:48.55 [9] (0:12.95)	0:35.60 [9] (0:11.97)	0:23.63 [8] (0:11.19)	0:35.60	+4
9	3	BOWRIDER Andrew Mallyon	17	65.8 1000m	0:08.21 Overall	1:20.31 [9] (0:08.21)	1:12.10 [7] (0:11.44)	1:00.66 [7] (0:11.73)	0:48.93 [5] (0:12.93)	0:36.00 [6] (0:12.15)	0:23.85 [7] (0:11.54)	0:36.00	+4
10	16	TATTLE Cejay Graham	5	67.3 1200m	0:08.07 Overall	1:20.31 [10] (0:08.07)	1:12.24 [3] (0:10.96)	1:01.28 [1] (0:12.04)	0:49.24 [2] (0:12.76)	0:36.48 [2] (0:12.23)	0:24.25 [2] (0:11.70)	0:36.48	-3

Scratched: Where Ya Bean (#13), Wicked'n' Lovin'it (#14), Super Duck (#10), Porky (#8), Paienbara (#17)

[] Ranking at each section and finish
 -:-:- No data available at this section
 NA No data available

SCN Saddle cloth number
 DNF Did not finish
 DNT Did not track



Sunshine Coast QLD Professional
Race 4: PFD FOODSERVICES No Metro Wins Handicap - 1300m
10 August 2024 - 13:24



Track Rating: Soft 6, Weather: Overcast, Rail Position: True

Section	Overall	1200m	1000m	800m	600m	400m	Last 600m						
Field Times	1:19.72 (0:07.79)	1:11.93 (0:11.24)	1:00.69 (0:11.99)	0:48.70 (0:12.76)	0:35.94 (0:12.13)	0:23.81 (0:11.66)	0:35.94						
Rank	TAB	Horse/Jockey	Barrier	Top Speed [km/h]	Fastest Section								Distance Travelled [m]
11	15	YES TO EXCESS Angela Jones	8	66.5 1200m	0:08.53 Overall	1:20.31 [11] (0:08.53)	1:11.78 [10] (0:11.33)	1:00.45 [11] (0:11.79)	0:48.66 [8] (0:12.91)	0:35.75 [8] (0:12.18)	0:23.57 [9] (0:11.24)	0:35.75	-1
12	7	LIVING FREE Noel Callow	7	65.6 1200m	0:08.21 Overall	1:20.33 [12] (0:08.21)	1:12.12 [6] (0:11.29)	1:00.83 [6] (0:11.88)	0:48.95 [6] (0:12.83)	0:36.12 [4] (0:12.18)	0:23.94 [5] (0:11.48)	0:36.12	-1

Scratched: Where Ya Bean (#13), Wicked'n' Lovin'it (#14), Super Duck (#10), Porky (#8), Paienbara (#17)

[] Ranking at each section and finish
 -:-:-:- No data available at this section
 NA No data available

SCN Saddle cloth number
 DNF Did not finish
 DNT Did not track



Sunshine Coast QLD Professional
Race 4: PFD FOODSERVICES No Metro Wins Handicap - 1300m
10 August 2024 - 13:24



Track Rating: Soft 6, Weather: Overcast, Rail Position: True

Section				200m				Last 600m	
Field Times				0:12.15 (0:12.15)				0:35.94	
Rank	TAB	Horse/Jockey	Barrier	Top Speed [km/h]	Fastest Section	Margin			Distance Travelled [m]
1	2	MASTER SHOWMAN Cody Collis	3	66.5 1200m	0:08.04 Overall	0:12.12 [2] (0:12.12)	1:19.72		0:35.83
2	12	ALLOW ME Taylor Marshall	11	66.3 400m	0:08.40 Overall	0:11.91 [9] (0:11.91)	0.5L		0:35.13 +6
3	9	TRANQUIL BAY James Orman	4	68.0 1200m	0:08.17 Overall	0:12.17 [3] (0:12.17)	0.6L		0:35.61 +2
4	4	ZINGALONG Melea Castle	1	64.6 1200m	0:07.79 Overall	0:12.40 [1] (0:12.40)	1.4L		0:36.19 -2
5	5	BOHEMIAN LAD Nikita Beriman	13	65.7 1200m	0:08.15 Overall	0:12.14 [6] (0:12.14)	1.5L		0:35.65 +4
6	6	KOKONOTSU Emily Lang	9	65.9 400m	0:08.38 Overall	0:12.06 [10] (0:12.06)	1.8L		0:35.32 +9
7	1	DENIED Tahlia Fenlon	10	65.6 400m	0:08.73 Overall	0:12.17 [8] (0:12.17)	1.9L		0:35.23 -1
8	11	HOOT 'N' HOLLER Bailey Wheeler	16	68.3 1200m	0:08.54 Overall	0:12.44 [5] (0:12.44)	2.9L		0:35.60 +4
9	3	BOWRIDER Andrew Mallyon	17	65.8 1000m	0:08.21 Overall	0:12.31 [12] (0:12.31)	3.1L		0:36.00 +4
10	16	TATTLE Cejay Graham	5	67.3 1200m	0:08.07 Overall	0:12.55 [4] (0:12.55)	3.2L		0:36.48 -3

Scratched: Where Ya Bean (#13), Wicked'n' Lovin'it (#14), Super Duck (#10), Porky (#8), Paienbara (#17)

[] Ranking at each section and finish
 -:-:- No data available at this section
 NA No data available

SCN Saddle cloth number
 DNF Did not finish
 DNT Did not track



Sunshine Coast QLD Professional
Race 4: PFD FOODSERVICES No Metro Wins Handicap - 1300m
10 August 2024 - 13:24



Track Rating: Soft 6, Weather: Overcast, Rail Position: True

Section				200m				Last 600m		
Field Times				0:12.15 (0:12.15)				0:35.94		
Rank	TAB	Horse/Jockey	Barrier	Top Speed [km/h]	Fastest Section	Margin			Distance Travelled [m]	
11	15	YES TO EXCESS	8	66.5	0:08.53	0:12.33 [11]	3.3L		0:35.75	-1
		Angela Jones		1200m	Overall	(0:12.33)				
12	7	LIVING FREE	7	65.6	0:08.21	0:12.46 [7]	3.4L		0:36.12	-1
		Noel Callow		1200m	Overall	(0:12.46)				

Scratched: Where Ya Bean (#13), Wicked'n' Lovin'it (#14), Super Duck (#10), Porky (#8), Paienbara (#17)

[] Ranking at each section and finish
 -:-:-:- No data available at this section
 NA No data available

SCN Saddle cloth number
 DNF Did not finish
 DNT Did not track



Horse/Jockey Name	Master Showman
Final Rank	1
Fastest Section Time (Section)	0:08.04 (Overall)
Top Speed [km/h] (Section)	66.5 (1200m)
Race State	Finished



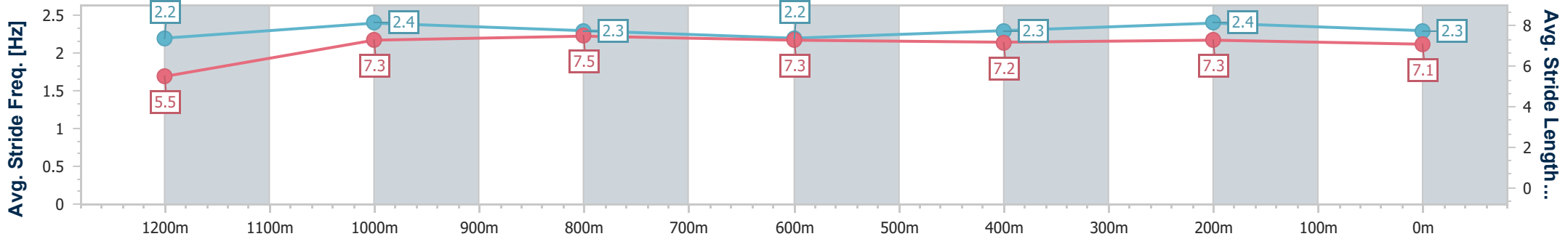
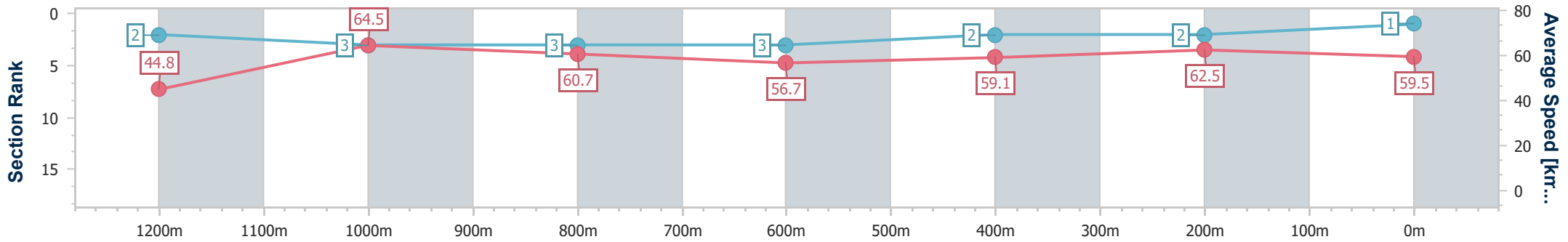
Sunshine Coast QLD Professional

Race 4: PFD FOODSERVICES No Metro Wins Handicap - 1300m **SCTC** SUNSHINE COAST TURF CLUB

10 August 2024 - 13:24

Track Rating: Soft 6, Weather: Overcast, Rail Position: True

Section	Overall	1200m	1000m	800m	600m	400m	200m
Section Times	1:19.72 [1] (0:08.04)	1:11.68 [2] (0:11.13)	1:00.55 [3] (0:11.93)	0:48.62 [3] (0:12.79)	0:35.83 [3] (0:12.17)	0:23.66 [2] (0:11.54)	0:12.12 [2]
Average Speed [km/h]	44.8	64.5	60.7	56.7	59.1	62.5	59.5
Top Speed [km/h]	63.7	66.5	62.7	58.8	62.4	63.4	61.6
Avg. Dist. to Rail [m]	7.6	3.4	2.4	1.2	0.3	2.7	4.5
Avg. Stride Freq. [Hz]	2.2	2.4	2.3	2.2	2.3	2.4	2.3
Avg. Stride Length [m]	5.5	7.3	7.5	7.3	7.2	7.3	7.1



- [] Ranking at each section and finish
- .-.- No data available at this section
- NA No data available



Horse/Jockey Name	Allow Me
Final Rank	2
Fastest Section Time (Section)	0:08.40 (Overall)
Top Speed [km/h] (Section)	66.3 (400m)
Race State	Finished



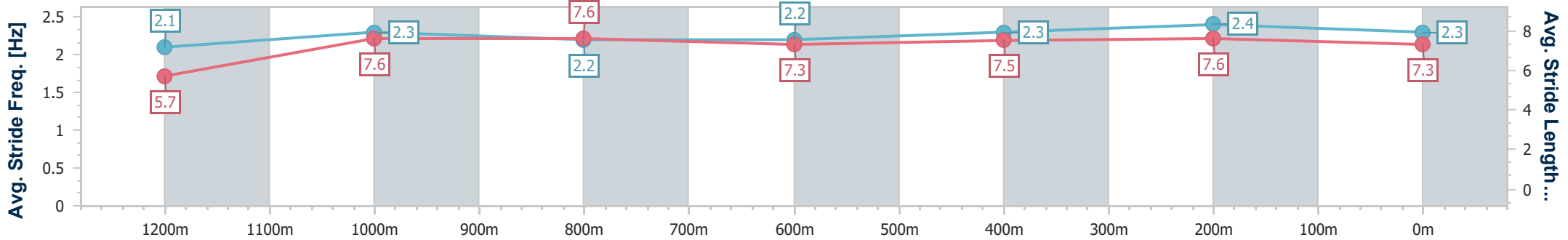
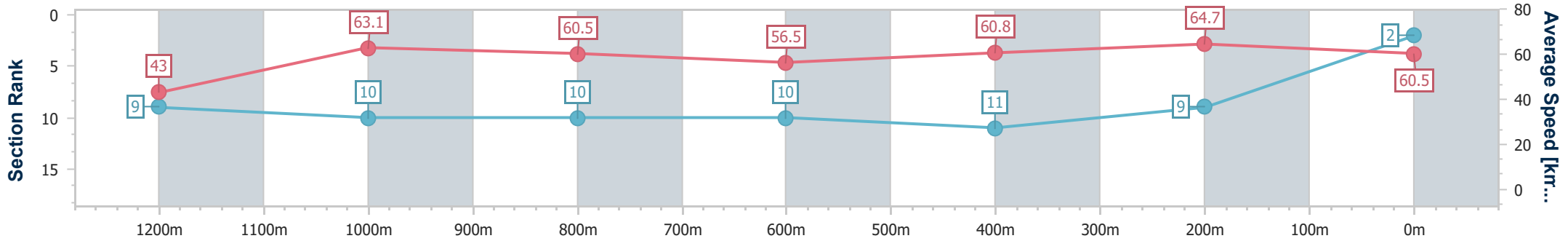
Sunshine Coast QLD Professional

Race 4: PFD FOODSERVICES No Metro Wins Handicap - 1300m **SCTC** SUNSHINE COAST TURF CLUB

10 August 2024 - 13:24

Track Rating: Soft 6, Weather: Overcast, Rail Position: True

Section	Overall	1200m	1000m	800m	600m	400m	200m
Section Times	1:19.83 [2] (0:08.40)	1:11.43 [9] (0:11.45)	0:59.98 [10] (0:12.00)	0:47.98 [10] (0:12.85)	0:35.13 [10] (0:12.05)	0:23.08 [11] (0:11.17)	0:11.91 [9]
Average Speed [km/h]	43.0	63.1	60.5	56.5	60.8	64.7	60.5
Top Speed [km/h]	59.1	64.3	63.7	57.7	64.2	66.3	63.5
Avg. Dist. to Rail [m]	13.4	5.7	3.7	2.2	2.8	9.6	9.9
Avg. Stride Freq. [Hz]	2.1	2.3	2.2	2.2	2.3	2.4	2.3
Avg. Stride Length [m]	5.7	7.6	7.6	7.3	7.5	7.6	7.3



- [] Ranking at each section and finish
- .-.- No data available at this section
- NA No data available



Horse/Jockey Name	Tranquil Bay
Final Rank	3
Fastest Section Time (Section)	0:08.17 (Overall)
Top Speed [km/h] (Section)	68.0 (1200m)
Race State	Finished



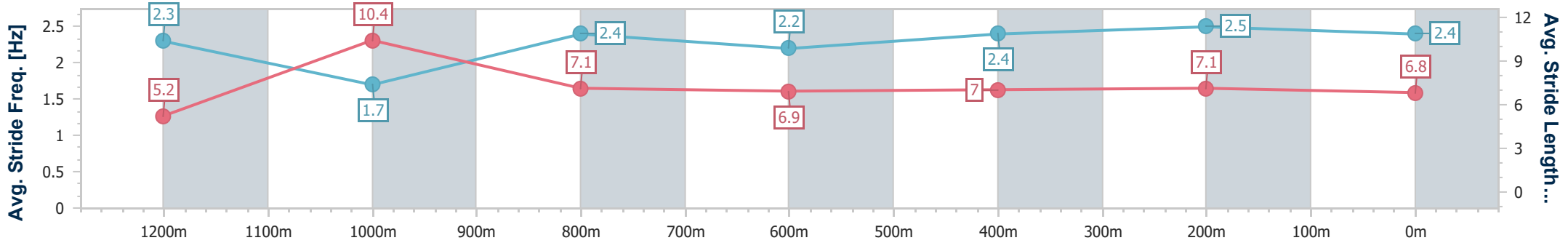
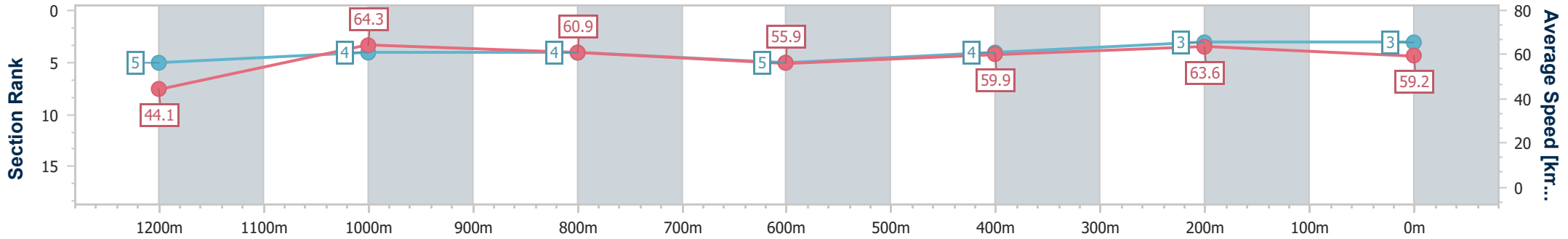
Sunshine Coast QLD Professional

Race 4: PFD FOODSERVICES No Metro Wins Handicap - 1300m SCTC SUNSHINE COAST TURF CLUB

10 August 2024 - 13:24

Track Rating: Soft 6, Weather: Overcast, Rail Position: True

Section	Overall	1200m	1000m	800m	600m	400m	200m
Section Times	1:19.83 [3] (0:08.17)	1:11.66 [5] (0:11.19)	1:00.47 [4] (0:11.90)	0:48.57 [4] (0:12.96)	0:35.61 [5] (0:12.08)	0:23.53 [4] (0:11.36)	0:12.17 [3] (0:12.17)
Average Speed [km/h]	44.1	64.3	60.9	55.9	59.9	63.6	59.2
Top Speed [km/h]	64.5	68.0	64.8	58.0	62.9	64.0	62.1
Avg. Dist. to Rail [m]	7.7	3.3	2.9	1.6	0.9	3.8	4.8
Avg. Stride Freq. [Hz]	2.3	1.7	2.4	2.2	2.4	2.5	2.4
Avg. Stride Length [m]	5.2	10.4	7.1	6.9	7.0	7.1	6.8



- [] Ranking at each section and finish
- .-.- No data available at this section
- NA No data available



Horse/Jockey Name	Zingalong
Final Rank	4
Fastest Section Time (Section)	0:07.79 (Overall)
Top Speed [km/h] (Section)	64.6 (1200m)
Race State	Finished



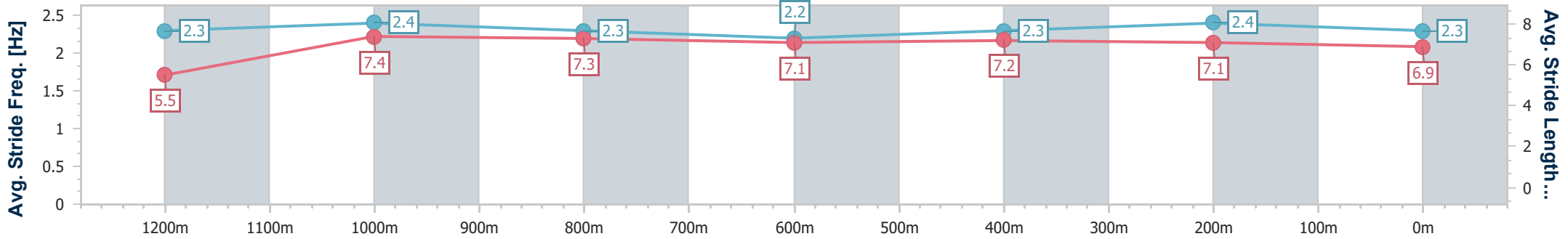
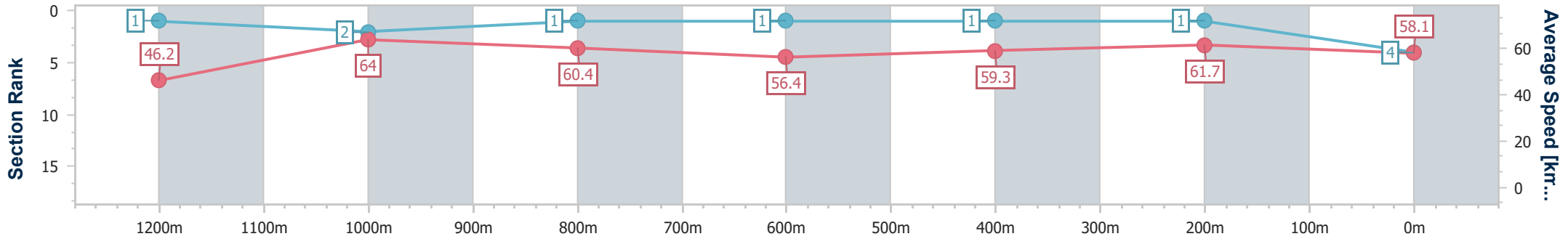
Sunshine Coast QLD Professional

Race 4: PFD FOODSERVICES No Metro Wins Handicap - 1300m **SCTC** SUNSHINE COAST TURF CLUB

10 August 2024 - 13:24

Track Rating: Soft 6, Weather: Overcast, Rail Position: True

Section	Overall	1200m	1000m	800m	600m	400m	200m
Section Times	1:19.97 [4] (0:07.79)	1:12.18 [1] (0:11.29)	1:00.89 [2] (0:11.94)	0:48.95 [1] (0:12.76)	0:36.19 [1] (0:12.13)	0:24.06 [1] (0:11.66)	0:12.40 [1] (0:12.40)
Average Speed [km/h]	46.2	64.0	60.4	56.4	59.3	61.7	58.1
Top Speed [km/h]	63.4	64.6	63.5	58.1	61.6	63.5	60.5
Avg. Dist. to Rail [m]	7.4	3.1	1.9	0.4	0.7	1.5	2.4
Avg. Stride Freq. [Hz]	2.3	2.4	2.3	2.2	2.3	2.4	2.3
Avg. Stride Length [m]	5.5	7.4	7.3	7.1	7.2	7.1	6.9



- [] Ranking at each section and finish
- .-.- No data available at this section
- NA No data available



Horse/Jockey Name	Bohemian Lad
Final Rank	5
Fastest Section Time (Section)	0:08.15 (Overall)
Top Speed [km/h] (Section)	65.7 (1200m)
Race State	Finished



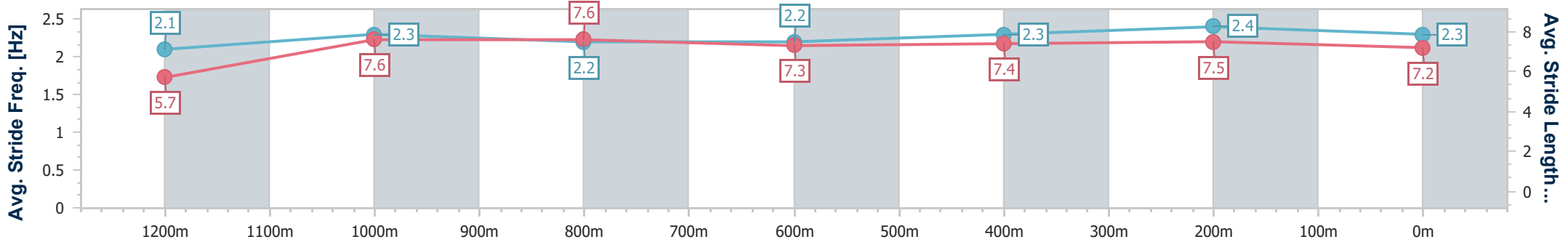
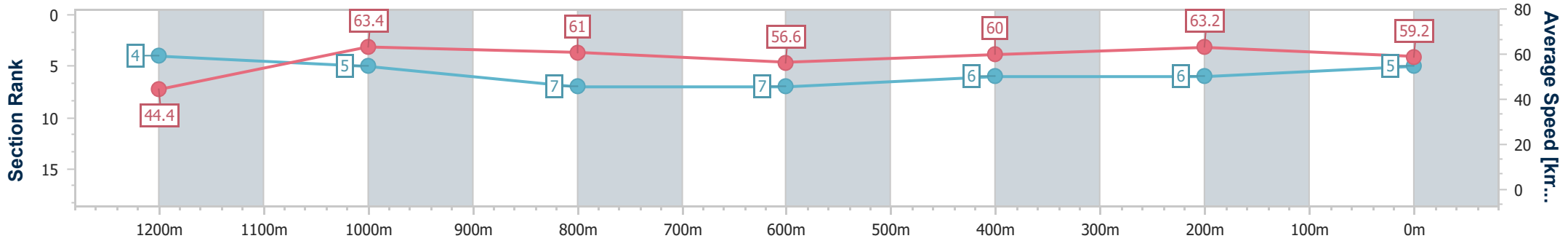
Sunshine Coast QLD Professional

Race 4: PFD FOODSERVICES No Metro Wins Handicap - 1300m **SCTC** SUNSHINE COAST TURF CLUB

10 August 2024 - 13:24

Track Rating: Soft 6, Weather: Overcast, Rail Position: True

Section	Overall	1200m	1000m	800m	600m	400m	200m
Section Times	1:19.98 [5] (0:08.15)	1:11.83 [4] (0:11.35)	1:00.48 [5] (0:11.91)	0:48.57 [7] (0:12.92)	0:35.65 [7] (0:12.09)	0:23.56 [6] (0:11.42)	0:12.14 [6]
Average Speed [km/h]	44.4	63.4	61.0	56.6	60.0	63.2	59.2
Top Speed [km/h]	61.2	65.7	62.9	58.9	62.9	65.1	61.7
Avg. Dist. to Rail [m]	15.5	5.9	3.4	2.2	1.7	4.8	6.0
Avg. Stride Freq. [Hz]	2.1	2.3	2.2	2.2	2.3	2.4	2.3
Avg. Stride Length [m]	5.7	7.6	7.6	7.3	7.4	7.5	7.2



- [] Ranking at each section and finish
- .-.- No data available at this section
- NA No data available



Horse/Jockey Name	Kokonotsu
Final Rank	6
Fastest Section Time (Section)	0:08.38 (Overall)
Top Speed [km/h] (Section)	65.9 (400m)
Race State	Finished



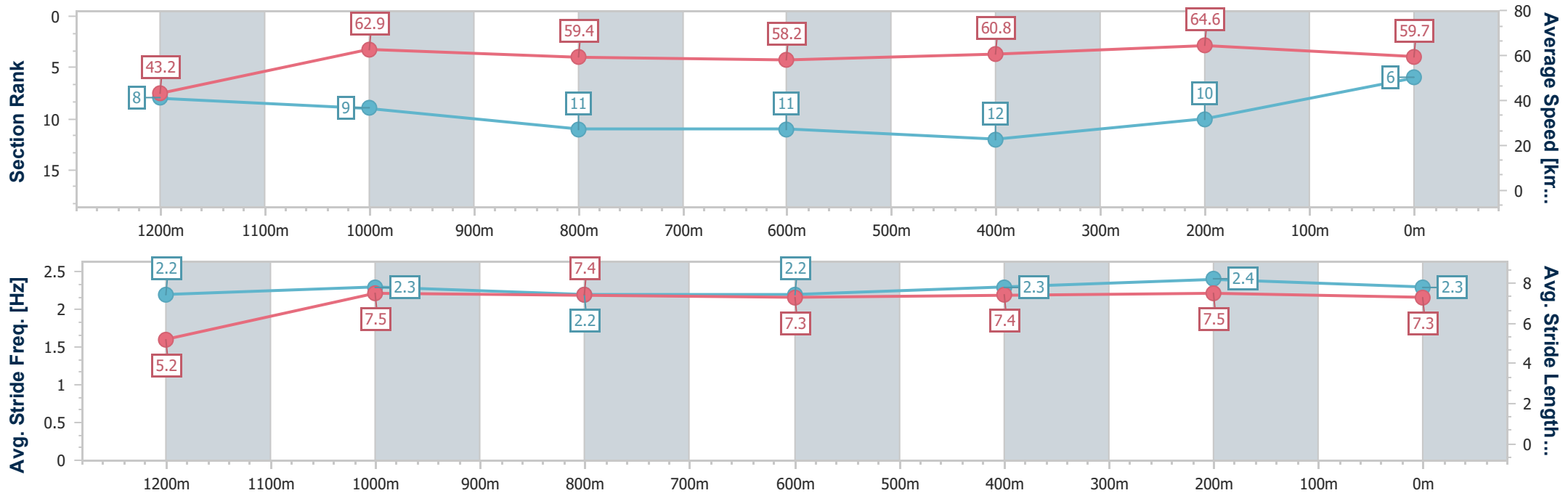
Sunshine Coast QLD Professional

Race 4: PFD FOODSERVICES No Metro Wins Handicap - 1300m SCTC SUNSHINE COAST TURF CLUB

10 August 2024 - 13:24

Track Rating: Soft 6, Weather: Overcast, Rail Position: True

Section	Overall	1200m	1000m	800m	600m	400m	200m
Section Times	1:20.04 [6] (0:08.38)	1:11.66 [8] (0:11.46)	1:00.20 [9] (0:12.22)	0:47.98 [11] (0:12.66)	0:35.32 [11] (0:12.08)	0:23.24 [12] (0:11.18)	0:12.06 [10]
Average Speed [km/h]	43.2	62.9	59.4	58.2	60.8	64.6	59.7
Top Speed [km/h]	58.6	65.0	60.7	59.9	63.9	65.9	63.6
Avg. Dist. to Rail [m]	12.6	5.2	3.6	3.3	3.4	9.2	9.7
Avg. Stride Freq. [Hz]	2.2	2.3	2.2	2.2	2.3	2.4	2.3
Avg. Stride Length [m]	5.2	7.5	7.4	7.3	7.4	7.5	7.3



- [] Ranking at each section and finish
- .-.- No data available at this section
- NA No data available



Horse/Jockey Name	Denied
Final Rank	7
Fastest Section Time (Section)	0:08.73 (Overall)
Top Speed [km/h] (Section)	65.6 (400m)
Race State	Finished



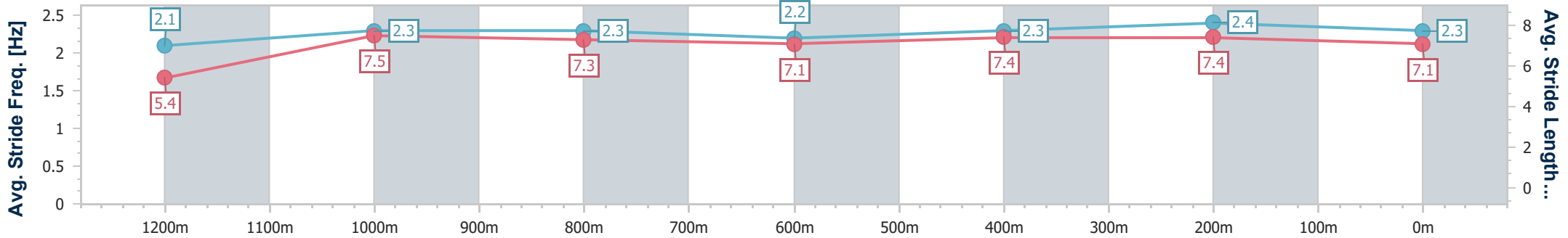
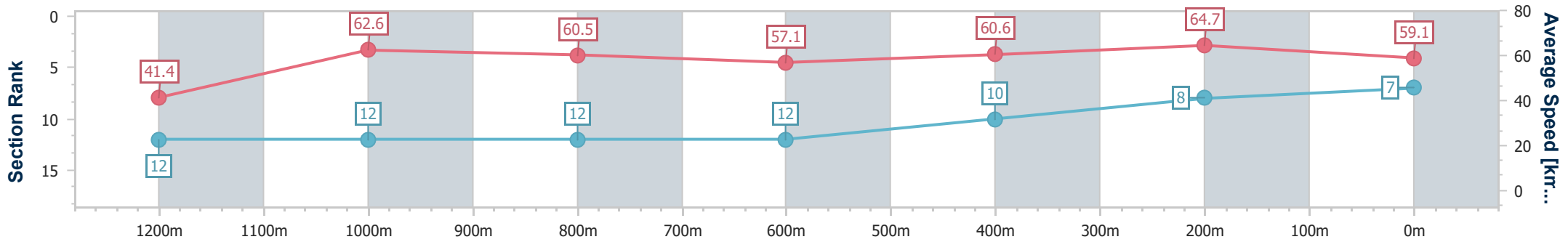
Sunshine Coast QLD Professional

Race 4: PFD FOODSERVICES No Metro Wins Handicap - 1300m **SCTC** SUNSHINE COAST TURF CLUB

10 August 2024 - 13:24

Track Rating: Soft 6, Weather: Overcast, Rail Position: True

Section	Overall	1200m	1000m	800m	600m	400m	200m
Section Times	1:20.06 [7] (0:08.73)	1:11.33 [12] (0:11.51)	0:59.82 [12] (0:11.93)	0:47.89 [12] (0:12.66)	0:35.23 [12] (0:11.91)	0:23.32 [10] (0:11.15)	0:12.17 [8] (0:12.17)
Average Speed [km/h]	41.4	62.6	60.5	57.1	60.6	64.7	59.1
Top Speed [km/h]	58.6	64.7	61.7	59.3	63.6	65.6	62.8
Avg. Dist. to Rail [m]	12.1	3.9	1.9	0.5	0.5	1.6	2.0
Avg. Stride Freq. [Hz]	2.1	2.3	2.3	2.2	2.3	2.4	2.3
Avg. Stride Length [m]	5.4	7.5	7.3	7.1	7.4	7.4	7.1



- [] Ranking at each section and finish
- .-.- No data available at this section
- NA No data available



Horse/Jockey Name	Hoot 'N' Holler
Final Rank	8
Fastest Section Time (Section)	0:08.54 (Overall)
Top Speed [km/h] (Section)	68.3 (1200m)
Race State	Finished



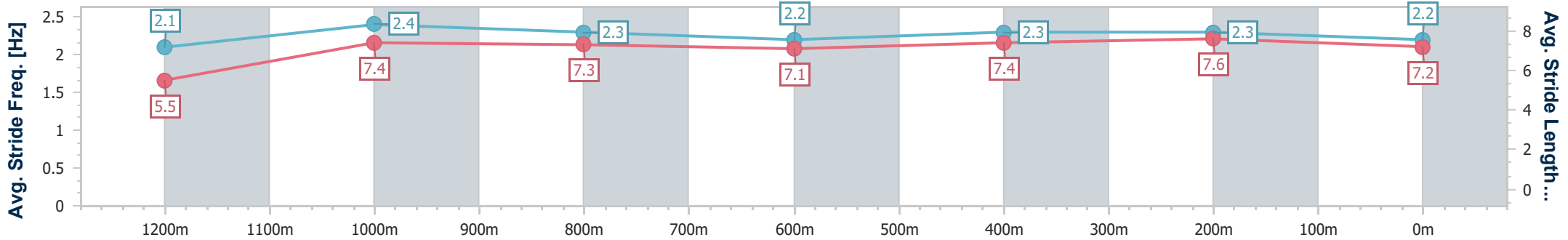
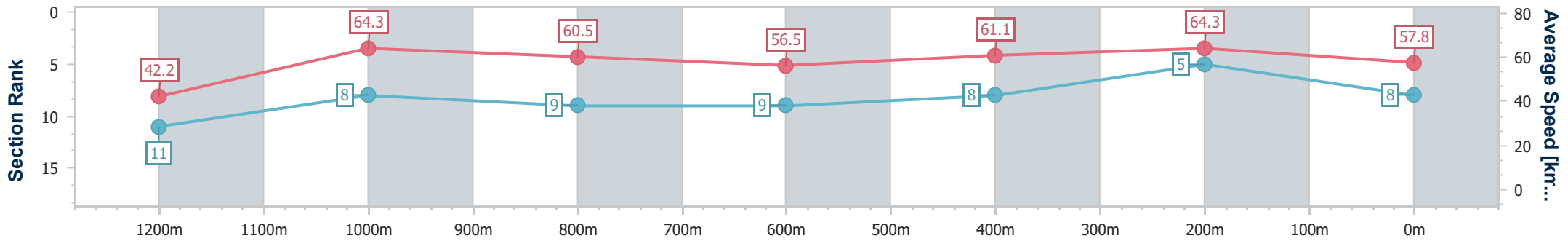
Sunshine Coast QLD Professional

Race 4: PFD FOODSERVICES No Metro Wins Handicap - 1300m SCTC SUNSHINE COAST TURF CLUB

10 August 2024 - 13:24

Track Rating: Soft 6, Weather: Overcast, Rail Position: True

Section	Overall	1200m	1000m	800m	600m	400m	200m
Section Times	1:20.27 [8] (0:08.54)	1:11.73 [11] (0:11.20)	1:00.53 [8] (0:11.98)	0:48.55 [9] (0:12.95)	0:35.60 [9] (0:11.97)	0:23.63 [8] (0:11.19)	0:12.44 [5]
Average Speed [km/h]	42.2	64.3	60.5	56.5	61.1	64.3	57.8
Top Speed [km/h]	57.5	68.3	62.4	57.7	63.5	65.6	62.9
Avg. Dist. to Rail [m]	16.2	7.1	2.7	2.3	2.4	6.9	6.9
Avg. Stride Freq. [Hz]	2.1	2.4	2.3	2.2	2.3	2.3	2.2
Avg. Stride Length [m]	5.5	7.4	7.3	7.1	7.4	7.6	7.2



- [] Ranking at each section and finish
- .-.- No data available at this section
- NA No data available



Horse/Jockey Name	Bowrider
Final Rank	9
Fastest Section Time (Section)	0:08.21 (Overall)
Top Speed [km/h] (Section)	65.8 (1000m)
Race State	Finished



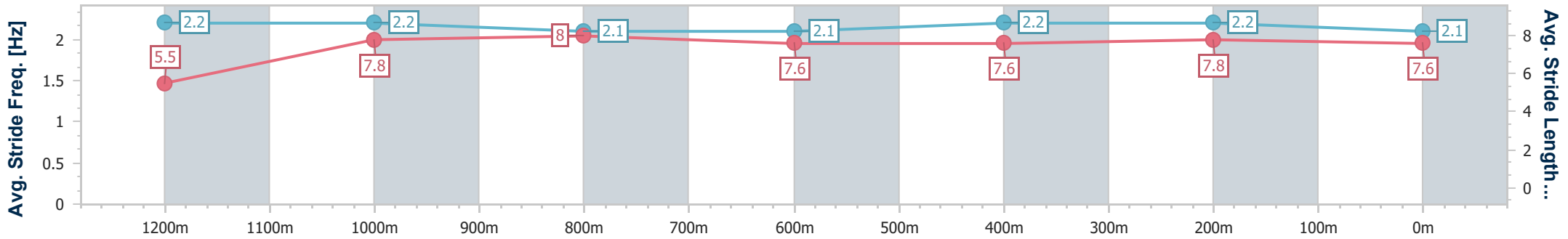
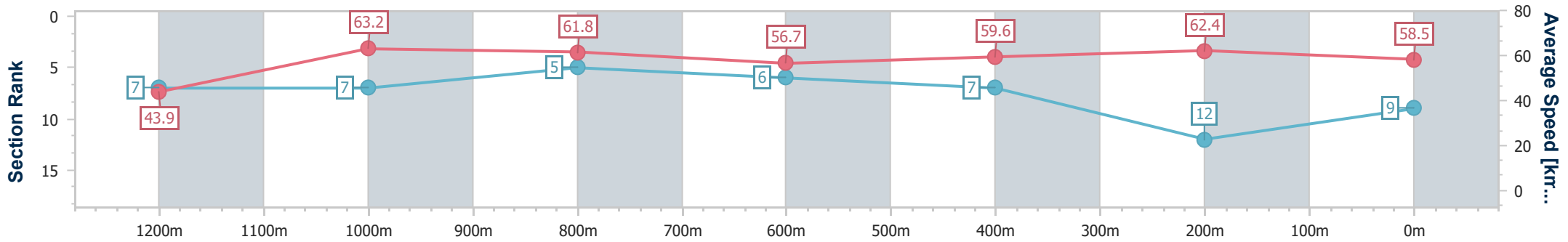
Sunshine Coast QLD Professional

Race 4: PFD FOODSERVICES No Metro Wins Handicap - 1300m **SCTC** SUNSHINE COAST TURF CLUB

10 August 2024 - 13:24

Track Rating: Soft 6, Weather: Overcast, Rail Position: True

Section	Overall	1200m	1000m	800m	600m	400m	200m
Section Times	1:20.31 [9] (0:08.21)	1:12.10 [7] (0:11.44)	1:00.66 [7] (0:11.73)	0:48.93 [5] (0:12.93)	0:36.00 [6] (0:12.15)	0:23.85 [7] (0:11.54)	0:12.31 [12] (0:12.31)
Average Speed [km/h]	43.9	63.2	61.8	56.7	59.6	62.4	58.5
Top Speed [km/h]	60.9	65.5	65.8	59.0	62.4	63.6	60.2
Avg. Dist. to Rail [m]	16.4	7.9	3.3	2.7	1.6	4.7	6.6
Avg. Stride Freq. [Hz]	2.2	2.2	2.1	2.1	2.2	2.2	2.1
Avg. Stride Length [m]	5.5	7.8	8.0	7.6	7.6	7.8	7.6



- [] Ranking at each section and finish
- .-.- No data available at this section
- NA No data available



Horse/Jockey Name	Tattle
Final Rank	10
Fastest Section Time (Section)	0:08.07 (Overall)
Top Speed [km/h] (Section)	67.3 (1200m)
Race State	Finished



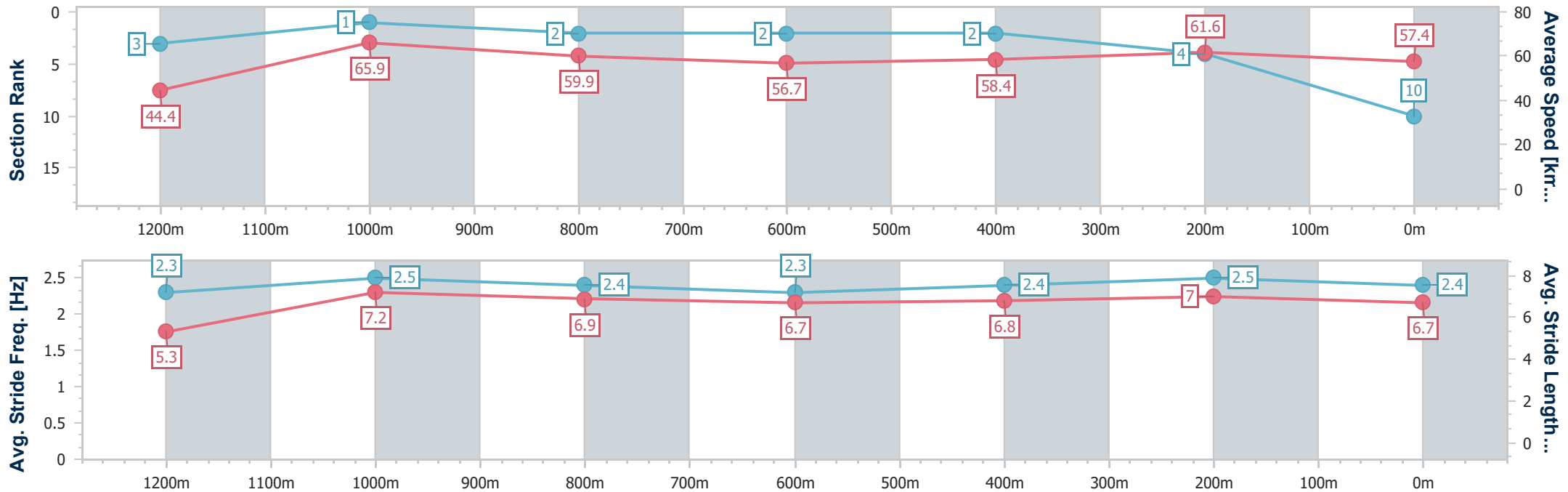
Sunshine Coast QLD Professional

Race 4: PFD FOODSERVICES No Metro Wins Handicap - 1300m SCTC SUNSHINE COAST TURF CLUB

10 August 2024 - 13:24

Track Rating: Soft 6, Weather: Overcast, Rail Position: True

Section	Overall	1200m	1000m	800m	600m	400m	200m
Section Times	1:20.31 [10] (0:08.07)	1:12.24 [3] (0:10.96)	1:01.28 [1] (0:12.04)	0:49.24 [2] (0:12.76)	0:36.48 [2] (0:12.23)	0:24.25 [2] (0:11.70)	0:12.55 [4] (0:12.55)
Average Speed [km/h]	44.4	65.9	59.9	56.7	58.4	61.6	57.4
Top Speed [km/h]	63.3	67.3	63.5	59.1	60.0	62.8	61.2
Avg. Dist. to Rail [m]	9.3	5.4	2.4	0.5	0.9	2.2	4.0
Avg. Stride Freq. [Hz]	2.3	2.5	2.4	2.3	2.4	2.5	2.4
Avg. Stride Length [m]	5.3	7.2	6.9	6.7	6.8	7.0	6.7



- [] Ranking at each section and finish
- .-.- No data available at this section
- NA No data available



Horse/Jockey Name	Yes To Excess
Final Rank	11
Fastest Section Time (Section)	0:08.53 (Overall)
Top Speed [km/h] (Section)	66.5 (1200m)
Race State	Finished



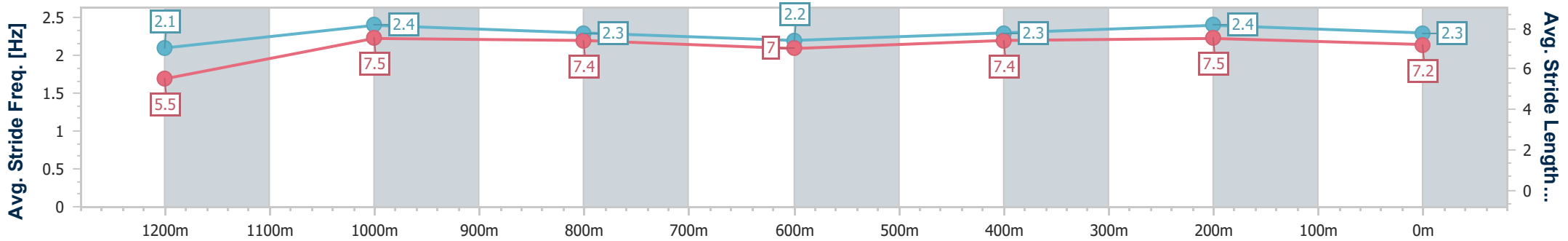
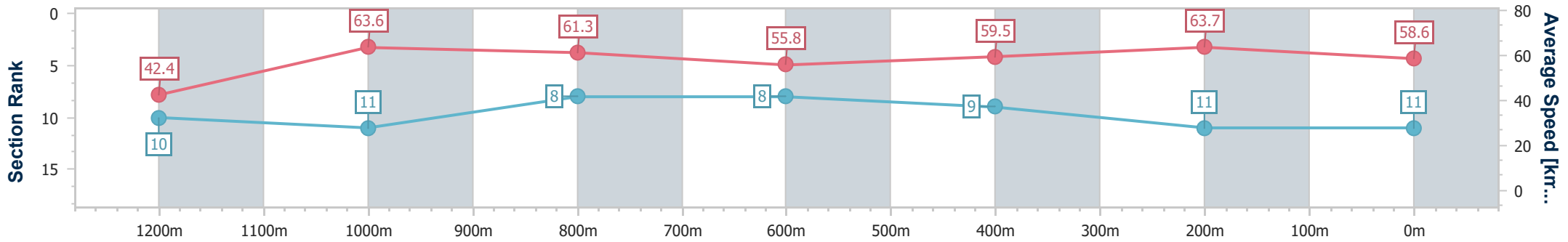
Sunshine Coast QLD Professional

Race 4: PFD FOODSERVICES No Metro Wins Handicap - 1300m SCTC SUNSHINE COAST TURF CLUB

10 August 2024 - 13:24

Track Rating: Soft 6, Weather: Overcast, Rail Position: True

Section	Overall	1200m	1000m	800m	600m	400m	200m
Section Times	1:20.31 [11] (0:08.53)	1:11.78 [10] (0:11.33)	1:00.45 [11] (0:11.79)	0:48.66 [8] (0:12.91)	0:35.75 [8] (0:12.18)	0:23.57 [9] (0:11.24)	0:12.33 [11] (0:12.33)
Average Speed [km/h]	42.4	63.6	61.3	55.8	59.5	63.7	58.6
Top Speed [km/h]	59.4	66.5	63.6	57.1	63.6	66.4	61.6
Avg. Dist. to Rail [m]	11.2	3.4	1.3	0.4	0.5	2.0	2.0
Avg. Stride Freq. [Hz]	2.1	2.4	2.3	2.2	2.3	2.4	2.3
Avg. Stride Length [m]	5.5	7.5	7.4	7.0	7.4	7.5	7.2



- [] Ranking at each section and finish
- .-.- No data available at this section
- NA No data available



Horse/Jockey Name	Living Free
Final Rank	12
Fastest Section Time (Section)	0:08.21 (Overall)
Top Speed [km/h] (Section)	65.6 (1200m)
Race State	Finished



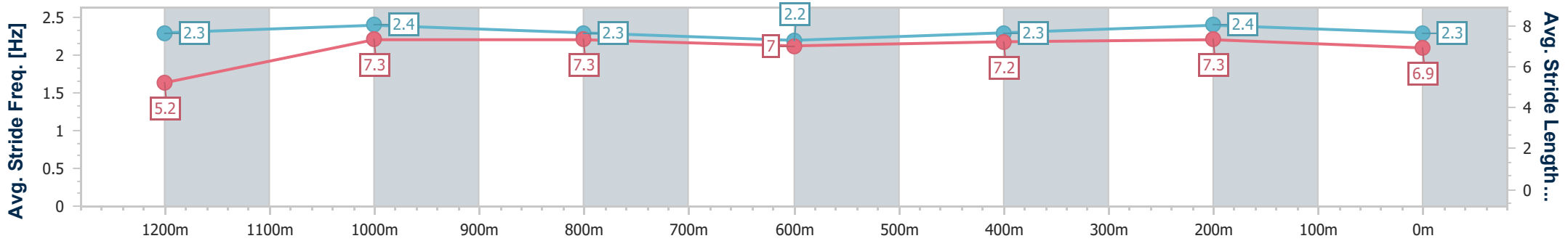
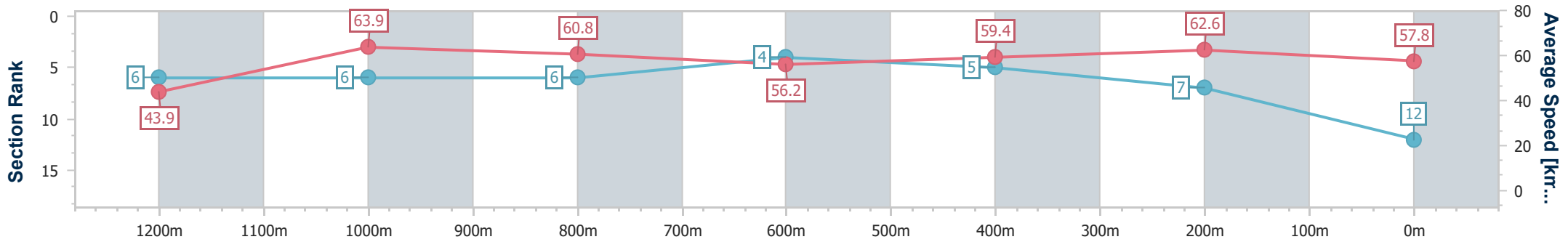
Sunshine Coast QLD Professional

Race 4: PFD FOODSERVICES No Metro Wins Handicap - 1300m **SCTC** SUNSHINE COAST TURF CLUB

10 August 2024 - 13:24

Track Rating: Soft 6, Weather: Overcast, Rail Position: True

Section	Overall	1200m	1000m	800m	600m	400m	200m
Section Times	1:20.33 [12] (0:08.21)	1:12.12 [6] (0:11.29)	1:00.83 [6] (0:11.88)	0:48.95 [6] (0:12.83)	0:36.12 [4] (0:12.18)	0:23.94 [5] (0:11.48)	0:12.46 [7]
Average Speed [km/h]	43.9	63.9	60.8	56.2	59.4	62.6	57.8
Top Speed [km/h]	60.8	65.6	63.0	57.0	61.7	64.3	60.8
Avg. Dist. to Rail [m]	10.6	3.5	1.4	0.6	0.6	3.2	3.4
Avg. Stride Freq. [Hz]	2.3	2.4	2.3	2.2	2.3	2.4	2.3
Avg. Stride Length [m]	5.2	7.3	7.3	7.0	7.2	7.3	6.9



- [] Ranking at each section and finish
- .-.- No data available at this section
- NA No data available