



Sunshine Coast QLD Professional
Race 1: BUTLER MCDERMOTT LAWYERS QTIS Three-Year-Old Maiden
Handicap - 1000m
10 August 2024 - 11:39



Track Rating: Soft 6, Weather: Overcast, Rail Position: True

Section		Overall	800m	600m	400m	200m	Last 600m					
Field Times		0:58.85 (0:13.23)	0:45.62 (0:11.01)	0:34.61 (0:11.43)	0:23.18 (0:11.22)	0:11.96 (0:11.96)	0:34.61					
Rank	TAB Horse/Jockey	Barrier	Top Speed [km/h]	Fastest Section	Margin					Distance Travelled [m]		
1	4 COSMO CENTAURUS Bailey Wheeler	6	67.9 800m	0:10.98 800m	0:58.85 [1] (0:13.38)	0:45.47 [4] (0:10.98)	0:34.49 [2] (0:11.48)	0:23.01 [2] (0:11.05)	0:11.96 [1] (0:11.96)	0:58.85	0:34.49	
2	9 DREAM SMART Nikita Beriman	2	67.7 800m	0:10.98 800m	0:59.01 [2] (0:13.57)	0:45.44 [6] (0:10.98)	0:34.46 [6] (0:11.61)	0:22.85 [7] (0:11.02)	0:11.83 [3] (0:11.83)	0.8L	0:34.46	-1
3	10 HEART AND SPIRIT Cody Collis	1	67.5 Overall	0:11.04 800m	0:59.06 [3] (0:13.35)	0:45.71 [2] (0:11.04)	0:34.67 [3] (0:11.63)	0:23.04 [4] (0:11.20)	0:11.84 [4] (0:11.84)	1L	0:34.67	+1
4	1 BALMORAL Ryan Maloney	17	68.5 800m	0:11.01 800m	0:59.22 [4] (0:13.23)	0:45.99 [1] (0:11.01)	0:34.98 [1] (0:11.43)	0:23.55 [1] (0:11.28)	0:12.27 [2] (0:12.27)	1.8L	0:34.98	+0
5	12 MARAGICAL James Orman	12	66.9 800m	0:11.08 800m	0:59.60 [5] (0:13.38)	0:46.22 [3] (0:11.08)	0:35.14 [4] (0:11.56)	0:23.58 [4] (0:11.24)	0:12.34 [5] (0:12.34)	3.8L	0:35.14	+4
6	11 KETTLEBELL Dale Smith	7	68.2 800m	0:10.98 800m	0:59.65 [6] (0:13.49)	0:46.16 [5] (0:10.98)	0:35.18 [5] (0:11.49)	0:23.69 [3] (0:11.43)	0:12.26 [6] (0:12.26)	4L	0:35.18	+2
7	17 SIDLED Adin Thompson	9	67.1 800m	0:10.90 800m	0:59.70 [7] (0:13.97)	0:45.73 [9] (0:10.90)	0:34.83 [9] (0:11.54)	0:23.29 [9] (0:11.20)	0:12.09 [9] (0:12.09)	4.2L	0:34.83	+3
8	5 LARIDAE Noel Callow	10	66.8 800m	0:11.02 800m	0:59.84 [8] (0:13.81)	0:46.03 [8] (0:11.02)	0:35.01 [8] (0:11.46)	0:23.55 [8] (0:11.29)	0:12.26 [7] (0:12.26)	5L	0:35.01	+3
9	3 BETTER NOT FORGET Cejay Graham	11	67.8 800m	0:11.05 800m	1:00.34 [9] (0:13.62)	0:46.72 [7] (0:11.05)	0:35.67 [7] (0:11.38)	0:24.29 [6] (0:11.53)	0:12.76 [8] (0:12.76)	7.8L	0:35.67	+5

Scratched: Topsy Tiger (#13), Weather (#7), Rum Runner (#6), Bengal Diamond (#15), Bard Of Avon (#2), Dazzling Diamond (#8), Trevatt Court (#14), Nana Power (#16)

[] Ranking at each section and finish
 -:-:- No data available at this section
 NA No data available

SCN Saddle cloth number
 DNF Did not finish
 DNT Did not track



Horse/Jockey Name	Cosmo Centaurus
Final Rank	1
Fastest Section Time (Section)	0:10.98 (800m)
Top Speed [km/h] (Section)	67.9 (800m)
Race State	Finished



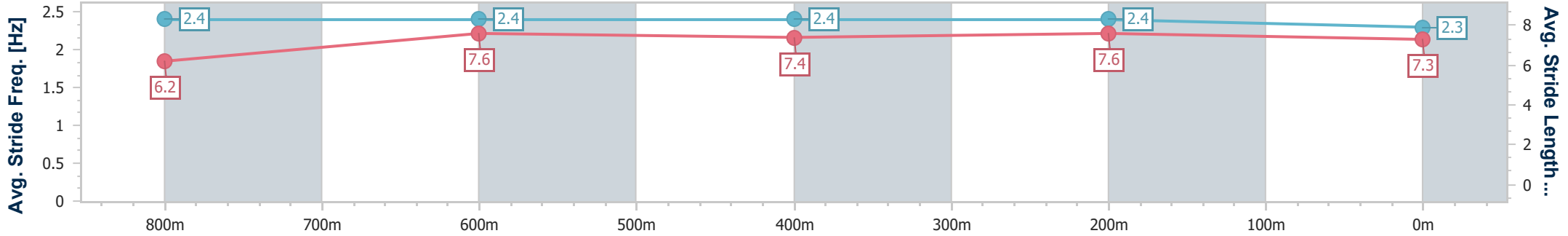
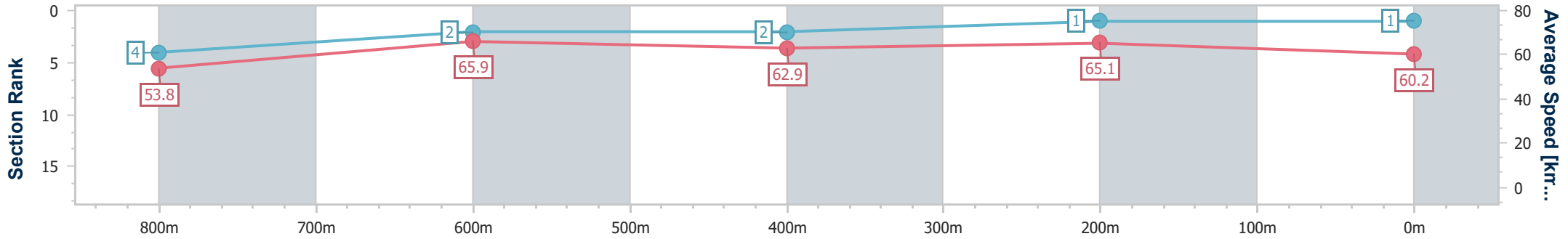
Sunshine Coast QLD Professional
 Race 1: BUTLER MCDERMOTT LAWYERS QTIS Three-Year-Old
 Maiden Handicap - 1000m



10 August 2024 - 11:39

Track Rating: Soft 6, Weather: Overcast, Rail Position: True

Section	Overall	800m	600m	400m	200m
Section Times	0:58.85 [1] (0:13.38)	0:45.47 [4] (0:10.98)	0:34.49 [2] (0:11.48)	0:23.01 [2] (0:11.05)	0:11.96 [1] (0:11.96)
Average Speed [km/h]	53.8	65.9	62.9	65.1	60.2
Top Speed [km/h]	67.1	67.9	63.9	66.5	64.5
Avg. Dist. to Rail [m]	4.7	1.9	0.3	4.7	4.3
Avg. Stride Freq. [Hz]	2.4	2.4	2.4	2.4	2.3
Avg. Stride Length [m]	6.2	7.6	7.4	7.6	7.3



- [] Ranking at each section and finish
- .-.- No data available at this section
- NA No data available



Horse/Jockey Name	Dream Smart
Final Rank	2
Fastest Section Time (Section)	0:10.98 (800m)
Top Speed [km/h] (Section)	67.7 (800m)
Race State	Finished



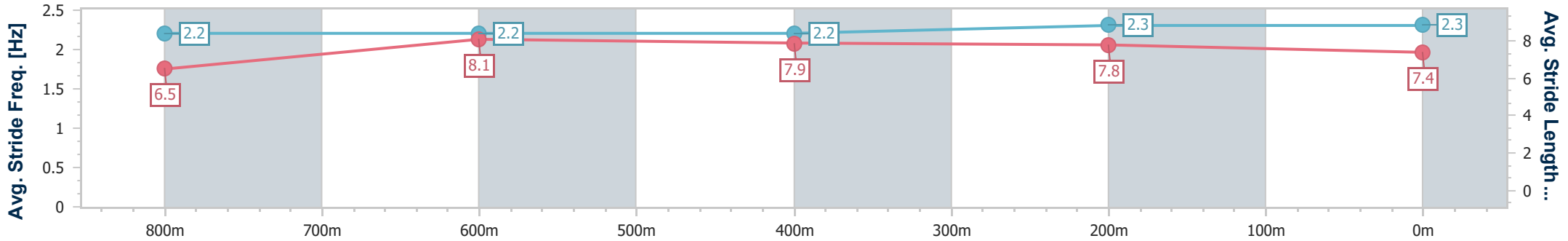
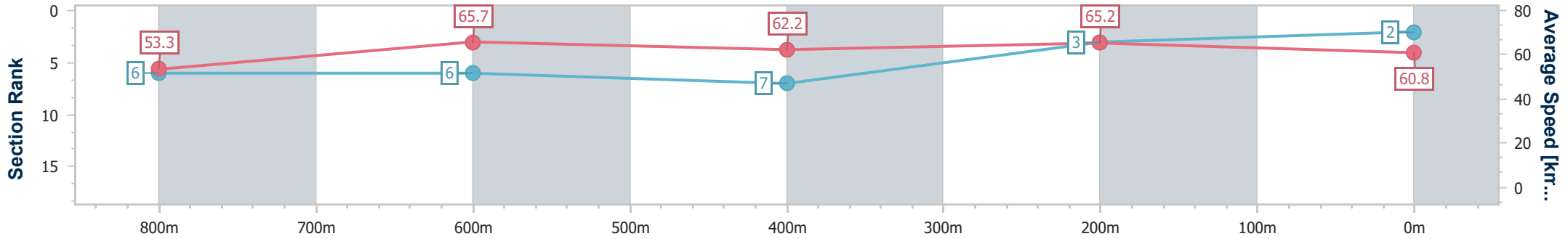
Sunshine Coast QLD Professional
 Race 1: BUTLER MCDERMOTT LAWYERS QTIS Three-Year-Old
 Maiden Handicap - 1000m



10 August 2024 - 11:39

Track Rating: Soft 6, Weather: Overcast, Rail Position: True

Section	Overall	800m	600m	400m	200m
Section Times	0:59.01 [2] (0:13.57)	0:45.44 [6] (0:10.98)	0:34.46 [6] (0:11.61)	0:22.85 [7] (0:11.02)	0:11.83 [3] (0:11.83)
Average Speed [km/h]	53.3	65.7	62.2	65.2	60.8
Top Speed [km/h]	66.6	67.7	63.9	66.6	64.7
Avg. Dist. to Rail [m]	3.8	1.6	0.3	4.3	7.8
Avg. Stride Freq. [Hz]	2.2	2.2	2.2	2.3	2.3
Avg. Stride Length [m]	6.5	8.1	7.9	7.8	7.4



- [] Ranking at each section and finish
- .-.- No data available at this section
- NA No data available



Horse/Jockey Name	Heart And Spirit
Final Rank	3
Fastest Section Time (Section)	0:11.04 (800m)
Top Speed [km/h] (Section)	67.5 (Overall)
Race State	Finished



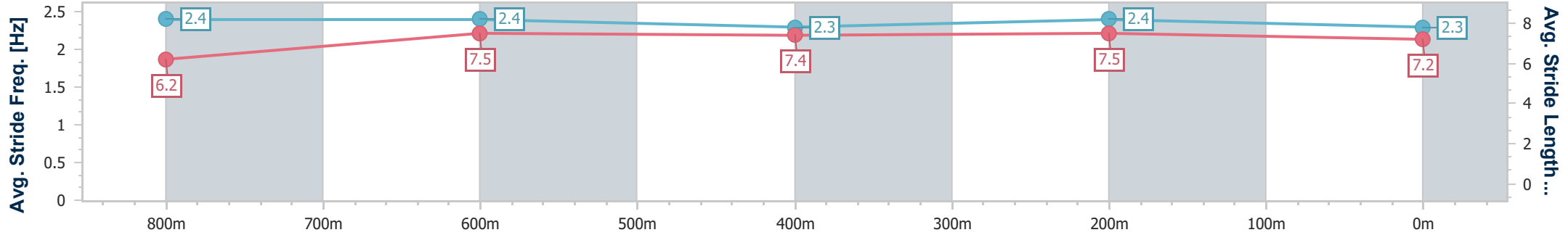
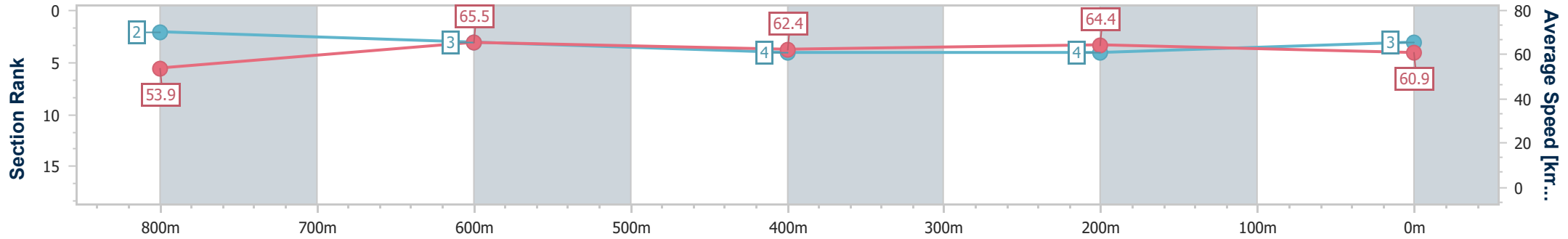
Sunshine Coast QLD Professional
 Race 1: BUTLER MCDERMOTT LAWYERS QTIS Three-Year-Old
 Maiden Handicap - 1000m



10 August 2024 - 11:39

Track Rating: Soft 6, Weather: Overcast, Rail Position: True

Section	Overall	800m	600m	400m	200m
Section Times	0:59.06 [3] (0:13.35)	0:45.71 [2] (0:11.04)	0:34.67 [3] (0:11.63)	0:23.04 [4] (0:11.20)	0:11.84 [4] (0:11.84)
Average Speed [km/h]	53.9	65.5	62.4	64.4	60.9
Top Speed [km/h]	67.5	66.9	63.0	65.3	63.6
Avg. Dist. to Rail [m]	3.1	2.1	1.4	5.2	6.4
Avg. Stride Freq. [Hz]	2.4	2.4	2.3	2.4	2.3
Avg. Stride Length [m]	6.2	7.5	7.4	7.5	7.2



- [] Ranking at each section and finish
- .-.- No data available at this section
- NA No data available



Horse/Jockey Name	Balmoral
Final Rank	4
Fastest Section Time (Section)	0:11.01 (800m)
Top Speed [km/h] (Section)	68.5 (800m)
Race State	Finished



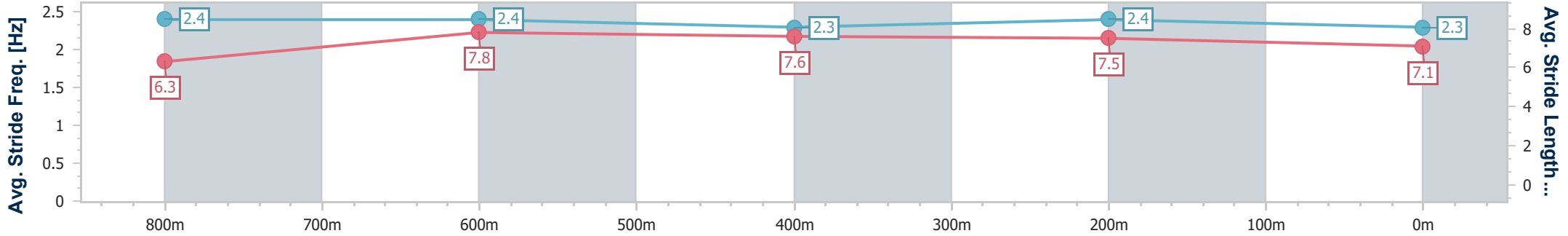
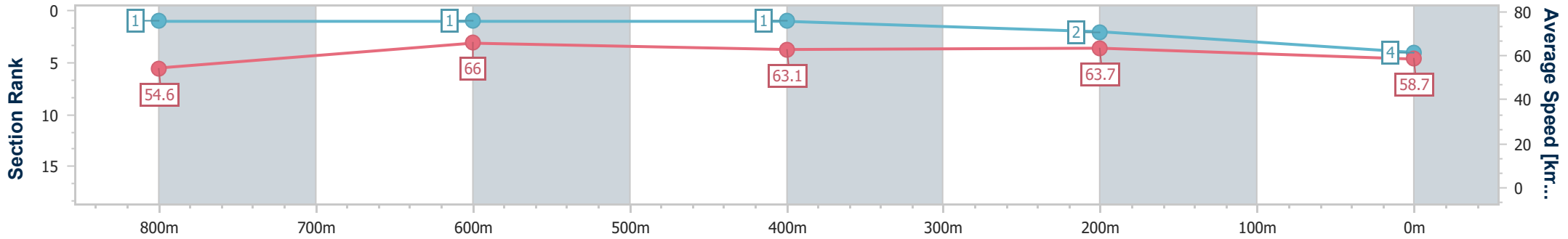
Sunshine Coast QLD Professional
 Race 1: BUTLER MCDERMOTT LAWYERS QTIS Three-Year-Old
 Maiden Handicap - 1000m



10 August 2024 - 11:39

Track Rating: Soft 6, Weather: Overcast, Rail Position: True

Section	Overall	800m	600m	400m	200m
Section Times	0:59.22 [4] (0:13.23)	0:45.99 [1] (0:11.01)	0:34.98 [1] (0:11.43)	0:23.55 [1] (0:11.28)	0:12.27 [2] (0:12.27)
Average Speed [km/h]	54.6	66.0	63.1	63.7	58.7
Top Speed [km/h]	68.2	68.5	63.7	65.4	62.1
Avg. Dist. to Rail [m]	9.2	3.0	0.5	6.1	6.8
Avg. Stride Freq. [Hz]	2.4	2.4	2.3	2.4	2.3
Avg. Stride Length [m]	6.3	7.8	7.6	7.5	7.1



- [] Ranking at each section and finish
- .-.- No data available at this section
- NA No data available



Horse/Jockey Name	Maragical
Final Rank	5
Fastest Section Time (Section)	0:11.08 (800m)
Top Speed [km/h] (Section)	66.9 (800m)
Race State	Finished



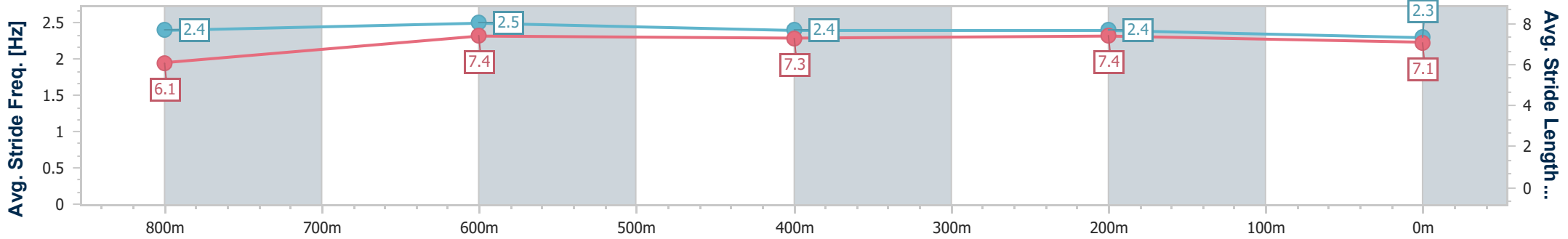
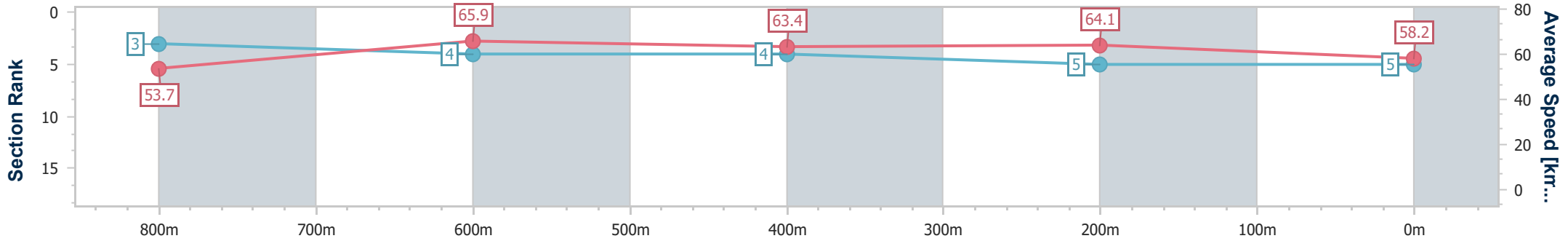
Sunshine Coast QLD Professional
 Race 1: BUTLER MCDERMOTT LAWYERS QTIS Three-Year-Old
 Maiden Handicap - 1000m



10 August 2024 - 11:39

Track Rating: Soft 6, Weather: Overcast, Rail Position: True

Section	Overall	800m	600m	400m	200m
Section Times	0:59.60 [5] (0:13.38)	0:46.22 [3] (0:11.08)	0:35.14 [4] (0:11.56)	0:23.58 [4] (0:11.24)	0:12.34 [5] (0:12.34)
Average Speed [km/h]	53.7	65.9	63.4	64.1	58.2
Top Speed [km/h]	66.8	66.9	64.1	65.5	62.3
Avg. Dist. to Rail [m]	8.8	4.3	3.1	7.5	8.8
Avg. Stride Freq. [Hz]	2.4	2.5	2.4	2.4	2.3
Avg. Stride Length [m]	6.1	7.4	7.3	7.4	7.1



- [] Ranking at each section and finish
- .-.- No data available at this section
- NA No data available



Horse/Jockey Name	Kettlebell
Final Rank	6
Fastest Section Time (Section)	0:10.98 (800m)
Top Speed [km/h] (Section)	68.2 (800m)
Race State	Finished



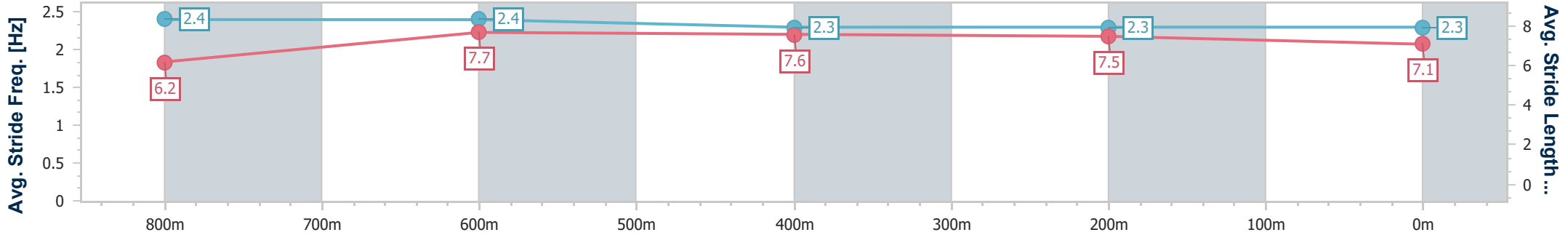
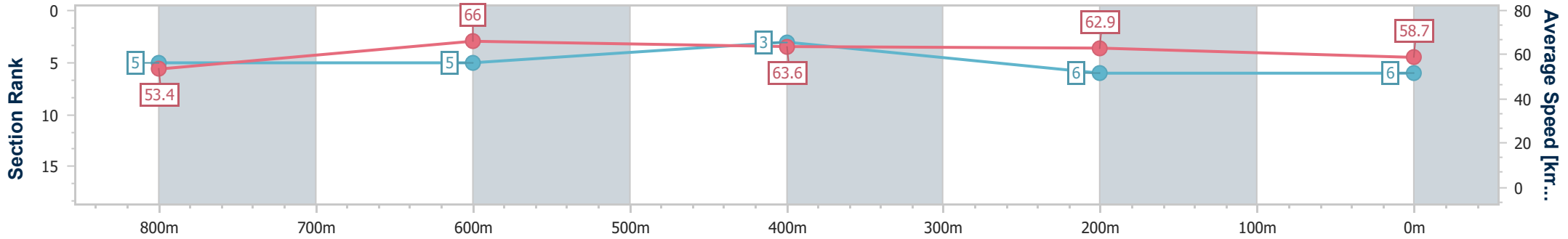
Sunshine Coast QLD Professional
 Race 1: BUTLER MCDERMOTT LAWYERS QTIS Three-Year-Old
 Maiden Handicap - 1000m



10 August 2024 - 11:39

Track Rating: Soft 6, Weather: Overcast, Rail Position: True

Section	Overall	800m	600m	400m	200m
Section Times	0:59.65 [6] (0:13.49)	0:46.16 [5] (0:10.98)	0:35.18 [5] (0:11.49)	0:23.69 [3] (0:11.43)	0:12.26 [6] (0:12.26)
Average Speed [km/h]	53.4	66.0	63.6	62.9	58.7
Top Speed [km/h]	66.5	68.2	64.6	64.0	61.3
Avg. Dist. to Rail [m]	5.7	2.7	2.1	7.2	8.1
Avg. Stride Freq. [Hz]	2.4	2.4	2.3	2.3	2.3
Avg. Stride Length [m]	6.2	7.7	7.6	7.5	7.1



- [] Ranking at each section and finish
- .-.- No data available at this section
- NA No data available



Horse/Jockey Name	Sidled
Final Rank	7
Fastest Section Time (Section)	0:10.90 (800m)
Top Speed [km/h] (Section)	67.1 (800m)
Race State	Finished



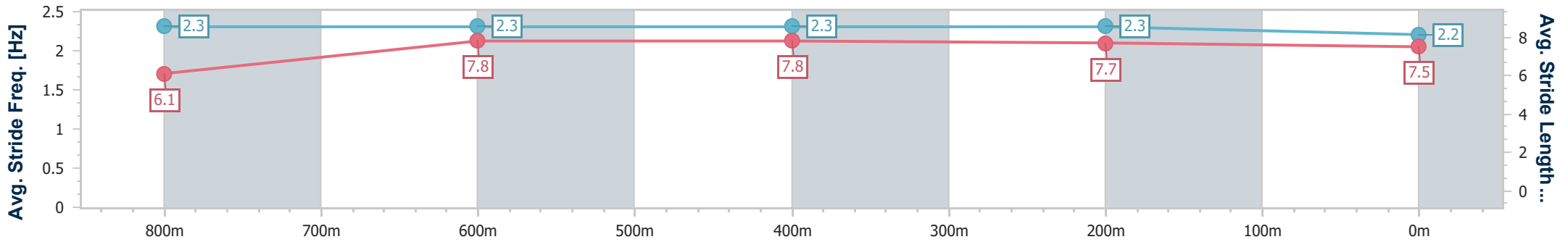
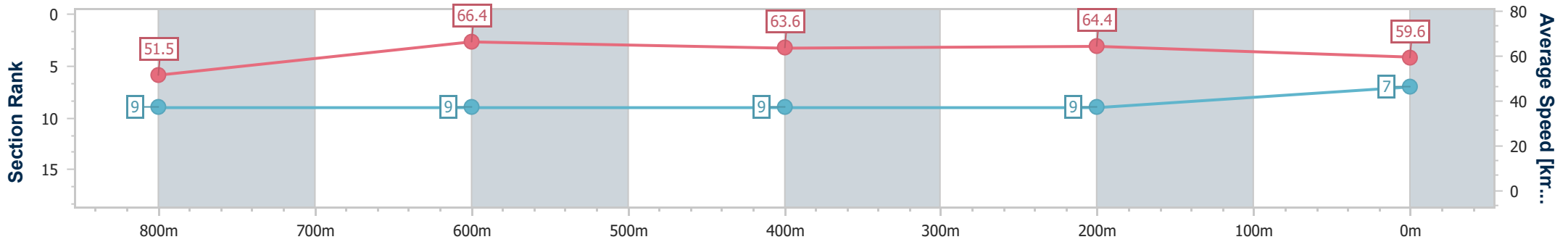
Sunshine Coast QLD Professional
 Race 1: BUTLER MCDERMOTT LAWYERS QTIS Three-Year-Old
 Maiden Handicap - 1000m



10 August 2024 - 11:39

Track Rating: Soft 6, Weather: Overcast, Rail Position: True

Section	Overall	800m	600m	400m	200m
Section Times	0:59.70 [7] (0:13.97)	0:45.73 [9] (0:10.90)	0:34.83 [9] (0:11.54)	0:23.29 [9] (0:11.20)	0:12.09 [9] (0:12.09)
Average Speed [km/h]	51.5	66.4	63.6	64.4	59.6
Top Speed [km/h]	65.9	67.1	65.3	65.7	61.8
Avg. Dist. to Rail [m]	5.0	1.8	3.1	8.8	11.1
Avg. Stride Freq. [Hz]	2.3	2.3	2.3	2.3	2.2
Avg. Stride Length [m]	6.1	7.8	7.8	7.7	7.5



- [] Ranking at each section and finish
- .-.- No data available at this section
- NA No data available



Horse/Jockey Name	Laridae
Final Rank	8
Fastest Section Time (Section)	0:11.02 (800m)
Top Speed [km/h] (Section)	66.8 (800m)
Race State	Finished



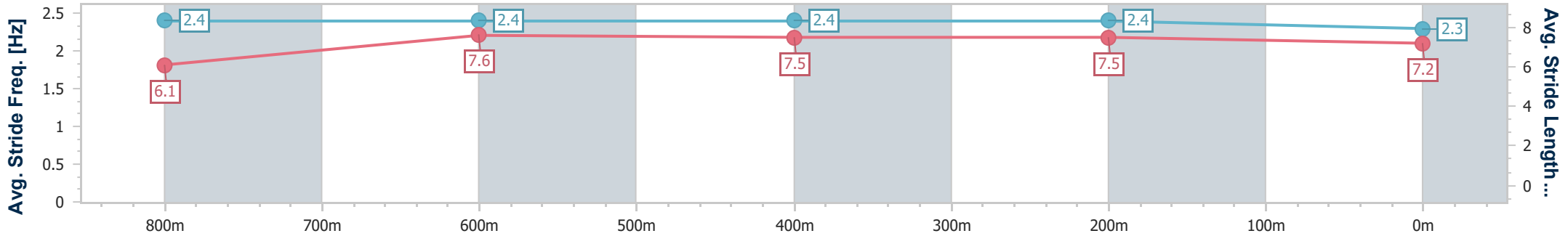
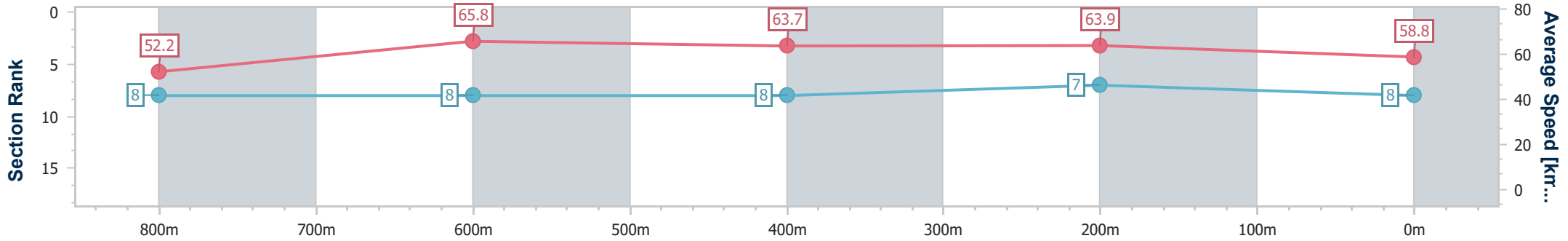
Sunshine Coast QLD Professional
 Race 1: BUTLER MCDERMOTT LAWYERS QTIS Three-Year-Old
 Maiden Handicap - 1000m



10 August 2024 - 11:39

Track Rating: Soft 6, Weather: Overcast, Rail Position: True

Section	Overall	800m	600m	400m	200m
Section Times	0:59.84 [8] (0:13.81)	0:46.03 [8] (0:11.02)	0:35.01 [8] (0:11.46)	0:23.55 [8] (0:11.29)	0:12.26 [7] (0:12.26)
Average Speed [km/h]	52.2	65.8	63.7	63.9	58.8
Top Speed [km/h]	65.0	66.8	64.5	65.3	63.0
Avg. Dist. to Rail [m]	6.5	2.4	2.8	10.2	12.1
Avg. Stride Freq. [Hz]	2.4	2.4	2.4	2.4	2.3
Avg. Stride Length [m]	6.1	7.6	7.5	7.5	7.2



- [] Ranking at each section and finish
- .-.- No data available at this section
- NA No data available



Horse/Jockey Name	Better Not Forget
Final Rank	9
Fastest Section Time (Section)	0:11.05 (800m)
Top Speed [km/h] (Section)	67.8 (800m)
Race State	Finished



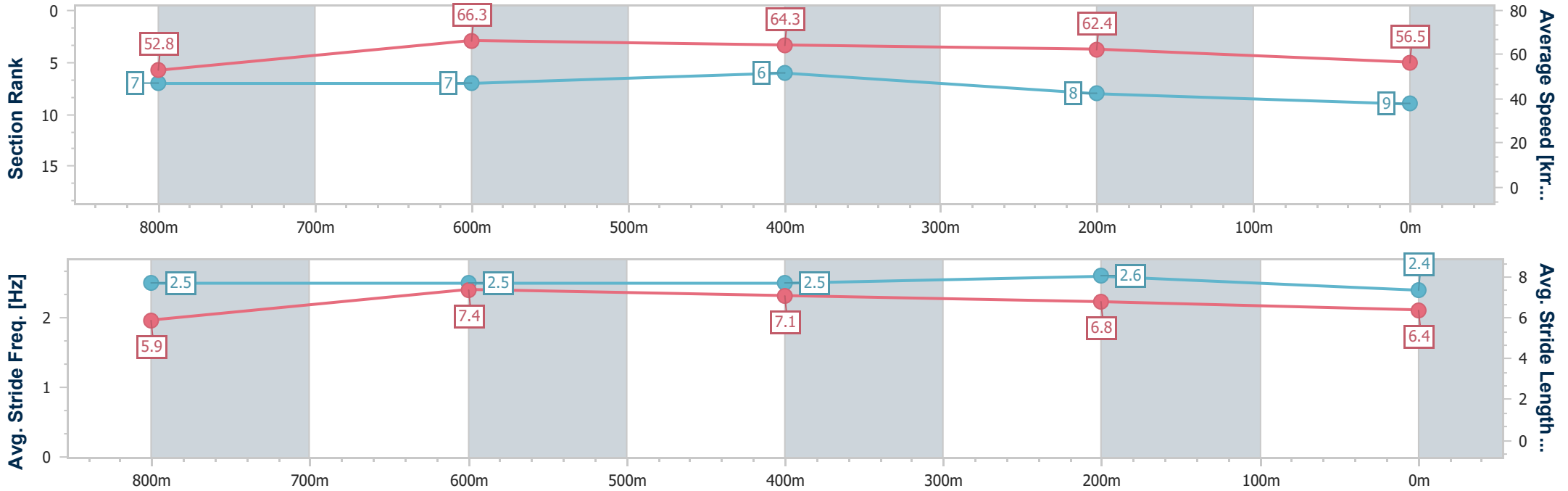
Sunshine Coast QLD Professional
 Race 1: BUTLER MCDERMOTT LAWYERS QTIS Three-Year-Old
 Maiden Handicap - 1000m



10 August 2024 - 11:39

Track Rating: Soft 6, Weather: Overcast, Rail Position: True

Section	Overall	800m	600m	400m	200m
Section Times	1:00.34 [9] (0:13.62)	0:46.72 [7] (0:11.05)	0:35.67 [7] (0:11.38)	0:24.29 [6] (0:11.53)	0:12.76 [8] (0:12.76)
Average Speed [km/h]	52.8	66.3	64.3	62.4	56.5
Top Speed [km/h]	67.5	67.8	65.2	63.9	60.4
Avg. Dist. to Rail [m]	8.2	4.1	3.0	10.6	13.1
Avg. Stride Freq. [Hz]	2.5	2.5	2.5	2.6	2.4
Avg. Stride Length [m]	5.9	7.4	7.1	6.8	6.4



- [] Ranking at each section and finish
- .-.- No data available at this section
- NA No data available



Sunshine Coast QLD Professional
Race 2: ACCESS INSULATION SUNSHINE COAST QTIS Three-Year-Old
Handicap - 1300m
10 August 2024 - 12:14



Track Rating: Soft 6, Weather: Overcast, Rail Position: True

Section		Overall	1200m	1000m	800m	600m	400m	Last 600m				
Field Times		1:19.85 (0:07.97)	1:11.88 (0:11.22)	1:00.66 (0:12.28)	0:48.38 (0:12.87)	0:35.51 (0:12.20)	0:23.31 (0:11.49)	0:35.51				
Rank	TAB Horse/Jockey	Barrier	Top Speed [km/h]	Fastest Section	Distance Travelled [m]							
1	2 MISTER BIANCO Michael Rodd	6	65.1 400m	0:08.28 Overall	1:19.85 [1] (0:08.28)	1:11.57 [5] (0:11.54)	1:00.03 [5] (0:12.32)	0:47.71 [5] (0:12.75)	0:34.96 [5] (0:12.02)	0:22.94 [5] (0:11.27)	0:34.96	
2	5 TORO STRIKE Nikita Beriman	8	65.9 1200m	0:07.97 Overall	1:19.90 [2] (0:07.97)	1:11.93 [1] (0:11.22)	1:00.71 [1] (0:12.28)	0:48.43 [1] (0:12.87)	0:35.56 [1] (0:12.20)	0:23.36 [1] (0:11.49)	0:35.56 -1	
3	1 ENTERPRISE DEFENCE Cody Collis	7	65.6 1200m	0:08.05 Overall	1:20.08 [3] (0:08.05)	1:12.03 [2] (0:11.31)	1:00.72 [2] (0:12.33)	0:48.39 [2] (0:12.80)	0:35.59 [2] (0:12.19)	0:23.40 [2] (0:11.42)	0:35.59 +2	
4	4 THE SUN DANCE Cejay Graham	4	64.3 1200m	0:08.10 Overall	1:20.24 [4] (0:08.10)	1:12.14 [3] (0:11.46)	1:00.68 [3] (0:12.38)	0:48.30 [4] (0:12.88)	0:35.42 [4] (0:12.06)	0:23.36 [3] (0:11.35)	0:35.42 +1	
5	8 ELECTRIC BRAE Emily Lang	5	64.9 400m	0:08.68 Overall	1:20.48 [5] (0:08.68)	1:11.80 [7] (0:11.77)	1:00.03 [7] (0:12.14)	0:47.89 [7] (0:13.00)	0:34.89 [7] (0:11.95)	0:22.94 [7] (0:11.26)	0:34.89 +0	
6	3 SIBELIUS Angela Jones	1	64.1 400m	0:08.13 Overall	1:20.49 [6] (0:08.13)	1:12.36 [4] (0:11.53)	1:00.83 [4] (0:12.24)	0:48.59 [3] (0:12.86)	0:35.73 [3] (0:12.12)	0:23.61 [4] (0:11.47)	0:35.73 +0	
7	6 OUTTA CONTROL James Orman	3	64.0 400m	0:08.31 Overall	1:20.54 [7] (0:08.31)	1:12.23 [6] (0:11.59)	1:00.64 [6] (0:12.39)	0:48.25 [6] (0:12.87)	0:35.38 [6] (0:12.10)	0:23.28 [6] (0:11.41)	0:35.38 +0	

Scratched: Just Precious (#7)

[] Ranking at each section and finish
 -:-:- No data available at this section
 NA No data available

SCN Saddle cloth number
 DNF Did not finish
 DNT Did not track



Sunshine Coast QLD Professional
Race 2: ACCESS INSULATION SUNSHINE COAST QTIS Three-Year-Old
Handicap - 1300m
10 August 2024 - 12:14



Track Rating: Soft 6, Weather: Overcast, Rail Position: True

Section				200m				Last 600m	
Field Times				0:11.82 (0:11.82)				0:35.51	
Rank	TAB	Horse/Jockey	Barrier	Top Speed [km/h]	Fastest Section	Margin			Distance Travelled [m]
1	2	MISTER BIANCO Michael Rodd	6	65.1 400m	0:08.28 Overall	0:11.67 [3] (0:11.67)	1:19.85		0:34.96
2	5	TORO STRIKE Nikita Beriman	8	65.9 1200m	0:07.97 Overall	0:11.87 [1] (0:11.87)	0.2L		0:35.56 -1
3	1	ENTERPRISE DEFENCE Cody Collis	7	65.6 1200m	0:08.05 Overall	0:11.98 [2] (0:11.98)	1.2L		0:35.59 +2
4	4	THE SUN DANCE Cejay Graham	4	64.3 1200m	0:08.10 Overall	0:12.01 [4] (0:12.01)	2L		0:35.42 +1
5	8	ELECTRIC BRAE Emily Lang	5	64.9 400m	0:08.68 Overall	0:11.68 [7] (0:11.68)	3.3L		0:34.89 +0
6	3	SIBELIUS Angela Jones	1	64.1 400m	0:08.13 Overall	0:12.14 [5] (0:12.14)	3.4L		0:35.73 +0
7	6	OUTTA CONTROL James Orman	3	64.0 400m	0:08.31 Overall	0:11.87 [6] (0:11.87)	3.6L		0:35.38 +0

Scratched: Just Precious (#7)

[] Ranking at each section and finish
 -:-:- No data available at this section
 NA No data available

SCN Saddle cloth number
 DNF Did not finish
 DNT Did not track



Horse/Jockey Name	Mister Bianco
Final Rank	1
Fastest Section Time (Section)	0:08.28 (Overall)
Top Speed [km/h] (Section)	65.1 (400m)
Race State	Finished



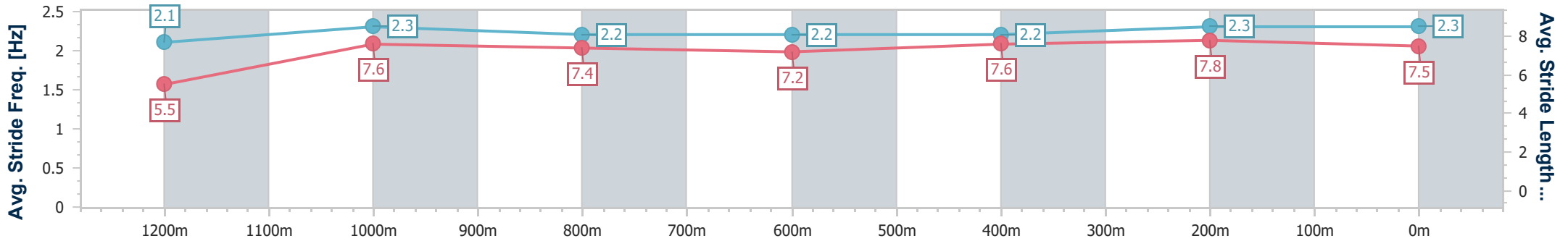
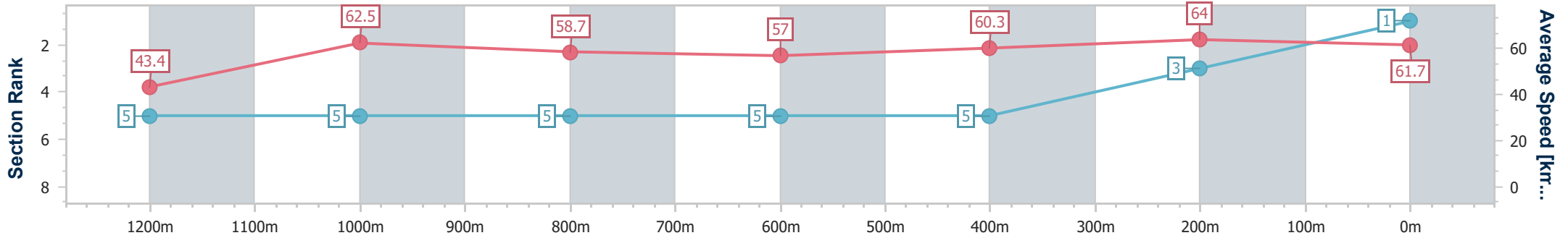
Sunshine Coast QLD Professional
 Race 2: ACCESS INSULATION SUNSHINE COAST QTIS Three-
 Year-Old Handicap - 1300m



10 August 2024 - 12:14

Track Rating: Soft 6, Weather: Overcast, Rail Position: True

Section	Overall	1200m	1000m	800m	600m	400m	200m
Section Times	1:19.85 [1] (0:08.28)	1:11.57 [5] (0:11.54)	1:00.03 [5] (0:12.32)	0:47.71 [5] (0:12.75)	0:34.96 [5] (0:12.02)	0:22.94 [5] (0:11.27)	0:11.67 [3] (0:11.67)
Average Speed [km/h]	43.4	62.5	58.7	57.0	60.3	64.0	61.7
Top Speed [km/h]	60.3	63.9	62.2	58.7	63.1	65.1	64.2
Avg. Dist. to Rail [m]	9.5	4.2	3.3	1.3	1.3	6.4	6.0
Avg. Stride Freq. [Hz]	2.1	2.3	2.2	2.2	2.2	2.3	2.3
Avg. Stride Length [m]	5.5	7.6	7.4	7.2	7.6	7.8	7.5



- [] Ranking at each section and finish
- .-.- No data available at this section
- NA No data available



Horse/Jockey Name	Toro Strike
Final Rank	2
Fastest Section Time (Section)	0:07.97 (Overall)
Top Speed [km/h] (Section)	65.9 (1200m)
Race State	Finished



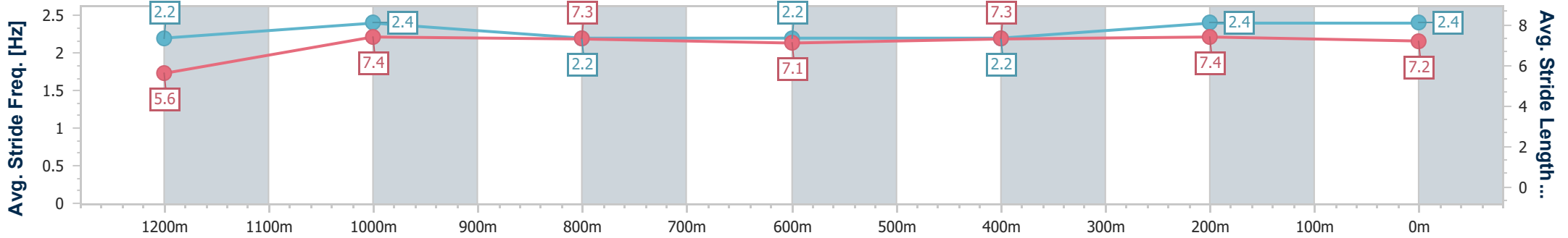
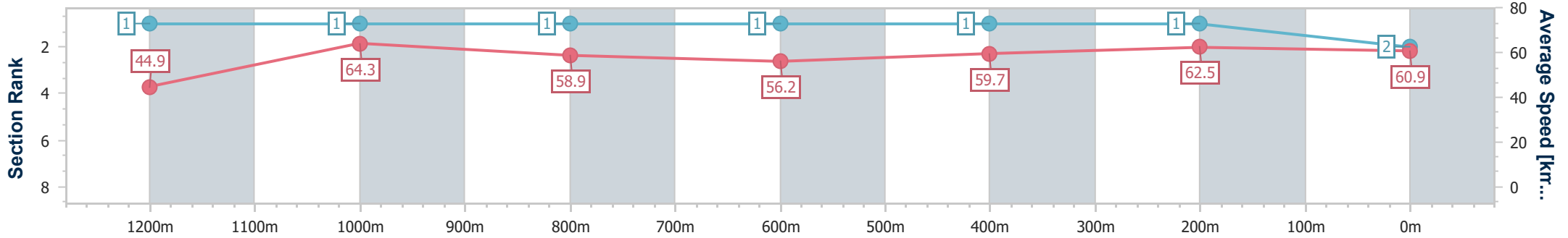
Sunshine Coast QLD Professional
 Race 2: ACCESS INSULATION SUNSHINE COAST QTIS Three-
 Year-Old Handicap - 1300m



10 August 2024 - 12:14

Track Rating: Soft 6, Weather: Overcast, Rail Position: True

Section	Overall	1200m	1000m	800m	600m	400m	200m
Section Times	1:19.90 [2] (0:07.97)	1:11.93 [1] (0:11.22)	1:00.71 [1] (0:12.28)	0:48.43 [1] (0:12.87)	0:35.56 [1] (0:12.20)	0:23.36 [1] (0:11.49)	0:11.87 [1] (0:11.87)
Average Speed [km/h]	44.9	64.3	58.9	56.2	59.7	62.5	60.9
Top Speed [km/h]	62.1	65.9	61.8	58.0	60.4	63.4	63.3
Avg. Dist. to Rail [m]	12.8	7.9	3.0	0.7	1.6	6.5	7.6
Avg. Stride Freq. [Hz]	2.2	2.4	2.2	2.2	2.2	2.4	2.4
Avg. Stride Length [m]	5.6	7.4	7.3	7.1	7.3	7.4	7.2



- [] Ranking at each section and finish
- .-.- No data available at this section
- NA No data available



Horse/Jockey Name	Enterprise Defence
Final Rank	3
Fastest Section Time (Section)	0:08.05 (Overall)
Top Speed [km/h] (Section)	65.6 (1200m)
Race State	Finished



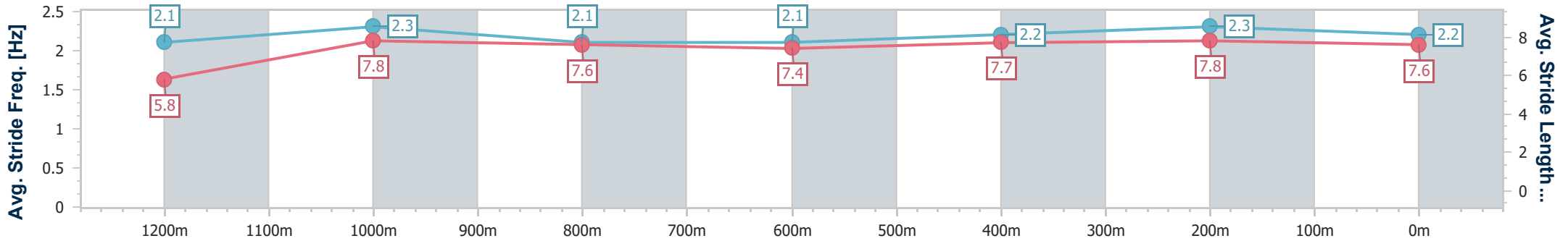
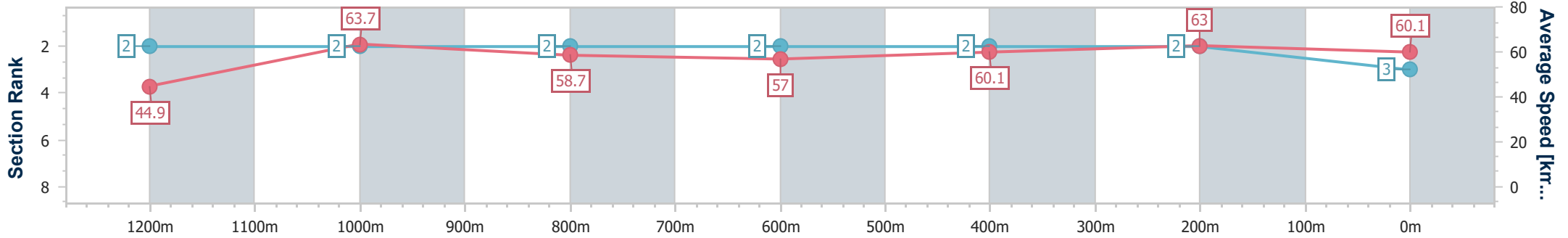
Sunshine Coast QLD Professional
 Race 2: ACCESS INSULATION SUNSHINE COAST QTIS Three-
 Year-Old Handicap - 1300m



10 August 2024 - 12:14

Track Rating: Soft 6, Weather: Overcast, Rail Position: True

Section	Overall	1200m	1000m	800m	600m	400m	200m
Section Times	1:20.08 [3] (0:08.05)	1:12.03 [2] (0:11.31)	1:00.72 [2] (0:12.33)	0:48.39 [2] (0:12.80)	0:35.59 [2] (0:12.19)	0:23.40 [2] (0:11.42)	0:11.98 [2] (0:11.98)
Average Speed [km/h]	44.9	63.7	58.7	57.0	60.1	63.0	60.1
Top Speed [km/h]	61.4	65.6	61.2	58.4	61.0	64.1	63.9
Avg. Dist. to Rail [m]	10.9	5.6	3.2	2.0	2.5	7.4	9.2
Avg. Stride Freq. [Hz]	2.1	2.3	2.1	2.1	2.2	2.3	2.2
Avg. Stride Length [m]	5.8	7.8	7.6	7.4	7.7	7.8	7.6



- [] Ranking at each section and finish
- .-.- No data available at this section
- NA No data available



Horse/Jockey Name	The Sun Dance
Final Rank	4
Fastest Section Time (Section)	0:08.10 (Overall)
Top Speed [km/h] (Section)	64.3 (1200m)
Race State	Finished



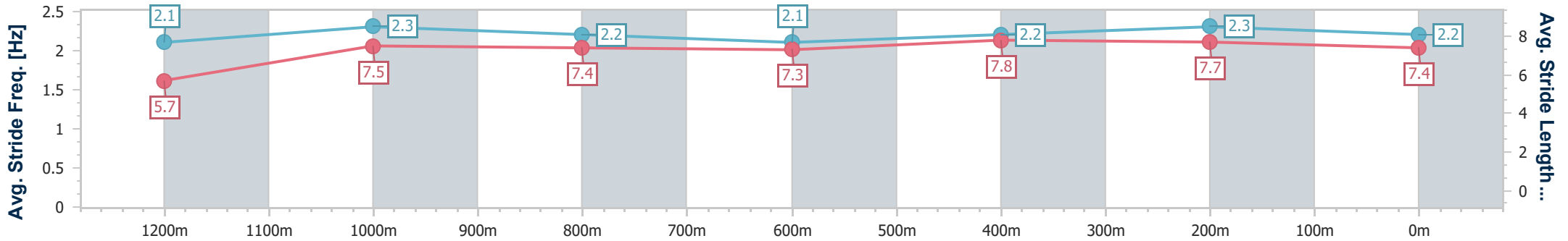
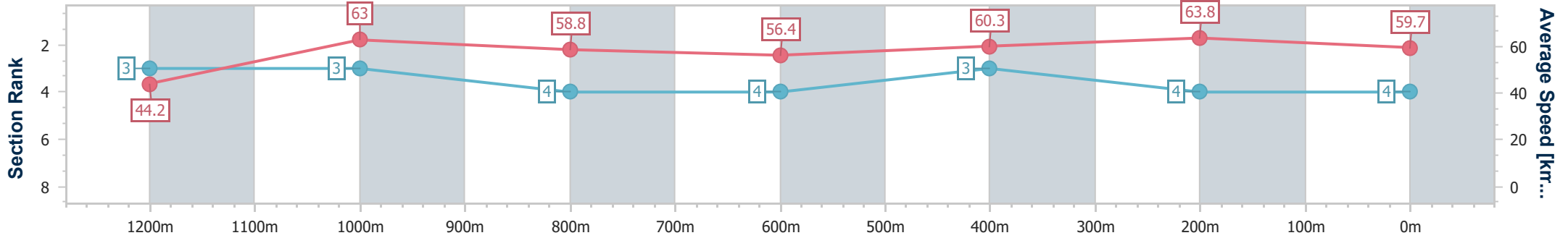
Sunshine Coast QLD Professional
 Race 2: ACCESS INSULATION SUNSHINE COAST QTIS Three-Year-Old Handicap - 1300m



10 August 2024 - 12:14

Track Rating: Soft 6, Weather: Overcast, Rail Position: True

Section	Overall	1200m	1000m	800m	600m	400m	200m
Section Times	1:20.24 [4] (0:08.10)	1:12.14 [3] (0:11.46)	1:00.68 [3] (0:12.38)	0:48.30 [4] (0:12.88)	0:35.42 [4] (0:12.06)	0:23.36 [3] (0:11.35)	0:12.01 [4] (0:12.01)
Average Speed [km/h]	44.2	63.0	58.8	56.4	60.3	63.8	59.7
Top Speed [km/h]	61.0	64.3	63.1	59.3	62.9	64.0	63.1
Avg. Dist. to Rail [m]	9.1	5.0	4.0	2.0	1.9	8.3	10.4
Avg. Stride Freq. [Hz]	2.1	2.3	2.2	2.1	2.2	2.3	2.2
Avg. Stride Length [m]	5.7	7.5	7.4	7.3	7.8	7.7	7.4



- [] Ranking at each section and finish
- .-.- No data available at this section
- NA No data available



Horse/Jockey Name	Electric Brae
Final Rank	5
Fastest Section Time (Section)	0:08.68 (Overall)
Top Speed [km/h] (Section)	64.9 (400m)
Race State	Finished



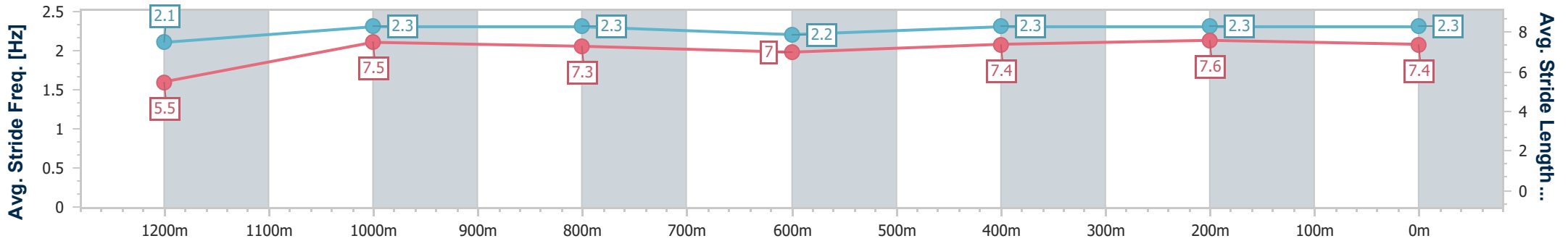
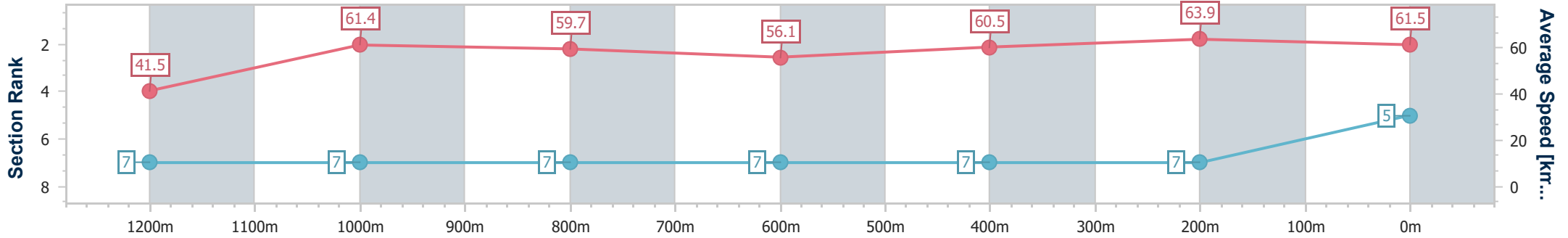
Sunshine Coast QLD Professional
 Race 2: ACCESS INSULATION SUNSHINE COAST QTIS Three-
 Year-Old Handicap - 1300m



10 August 2024 - 12:14

Track Rating: Soft 6, Weather: Overcast, Rail Position: True

Section	Overall	1200m	1000m	800m	600m	400m	200m
Section Times	1:20.48 [5] (0:08.68)	1:11.80 [7] (0:11.77)	1:00.03 [7] (0:12.14)	0:47.89 [7] (0:13.00)	0:34.89 [7] (0:11.95)	0:22.94 [7] (0:11.26)	0:11.68 [7] (0:11.68)
Average Speed [km/h]	41.5	61.4	59.7	56.1	60.5	63.9	61.5
Top Speed [km/h]	57.2	62.8	62.3	58.9	62.3	64.9	64.6
Avg. Dist. to Rail [m]	9.4	4.6	3.9	2.2	0.9	4.0	3.7
Avg. Stride Freq. [Hz]	2.1	2.3	2.3	2.2	2.3	2.3	2.3
Avg. Stride Length [m]	5.5	7.5	7.3	7.0	7.4	7.6	7.4



- [] Ranking at each section and finish
- .-.- No data available at this section
- NA No data available



Horse/Jockey Name	Sibelius
Final Rank	6
Fastest Section Time (Section)	0:08.13 (Overall)
Top Speed [km/h] (Section)	64.1 (400m)
Race State	Finished



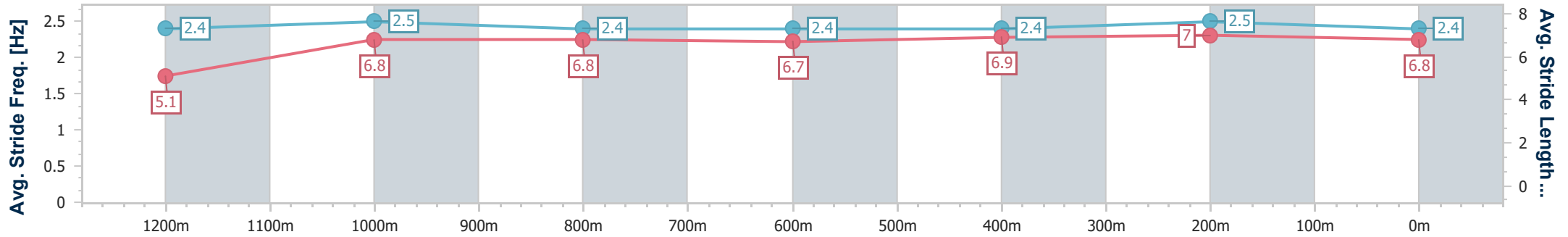
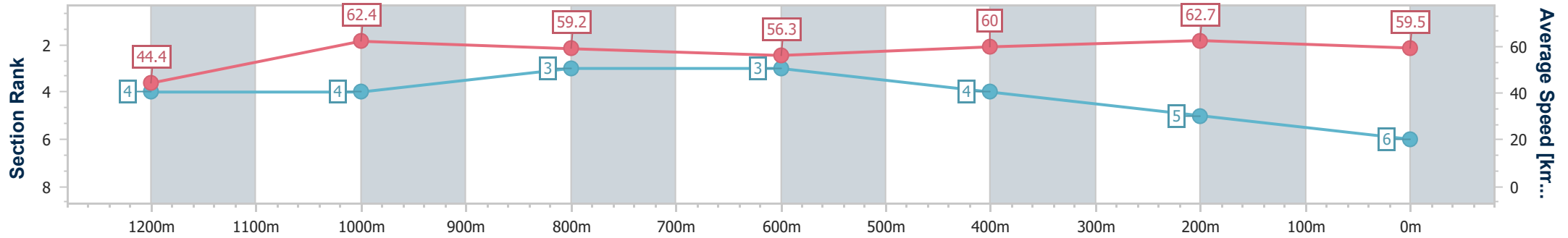
Sunshine Coast QLD Professional
 Race 2: ACCESS INSULATION SUNSHINE COAST QTIS Three-
 Year-Old Handicap - 1300m



10 August 2024 - 12:14

Track Rating: Soft 6, Weather: Overcast, Rail Position: True

Section	Overall	1200m	1000m	800m	600m	400m	200m
Section Times	1:20.49 [6] (0:08.13)	1:12.36 [4] (0:11.53)	1:00.83 [4] (0:12.24)	0:48.59 [3] (0:12.86)	0:35.73 [3] (0:12.12)	0:23.61 [4] (0:11.47)	0:12.14 [5] (0:12.14)
Average Speed [km/h]	44.4	62.4	59.2	56.3	60.0	62.7	59.5
Top Speed [km/h]	60.6	63.7	61.5	57.7	61.4	64.1	62.6
Avg. Dist. to Rail [m]	6.7	3.0	2.5	1.5	1.2	5.0	5.2
Avg. Stride Freq. [Hz]	2.4	2.5	2.4	2.4	2.4	2.5	2.4
Avg. Stride Length [m]	5.1	6.8	6.8	6.7	6.9	7.0	6.8



- [] Ranking at each section and finish
- .-.- No data available at this section
- NA No data available



Horse/Jockey Name	Outta Control
Final Rank	7
Fastest Section Time (Section)	0:08.31 (Overall)
Top Speed [km/h] (Section)	64.0 (400m)
Race State	Finished



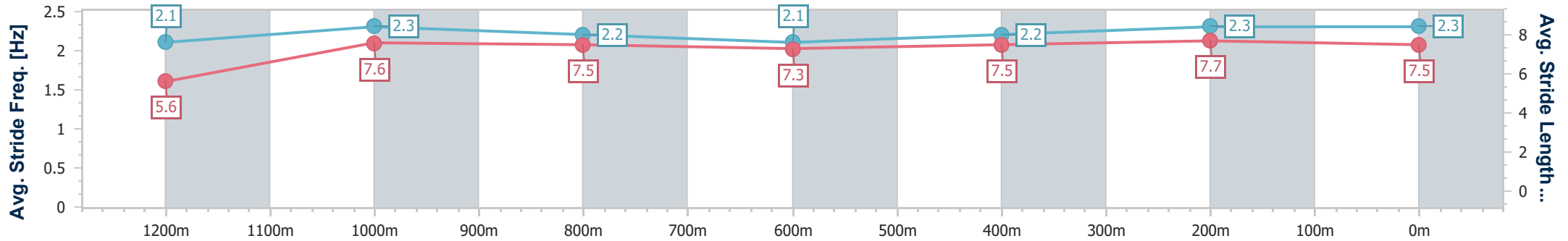
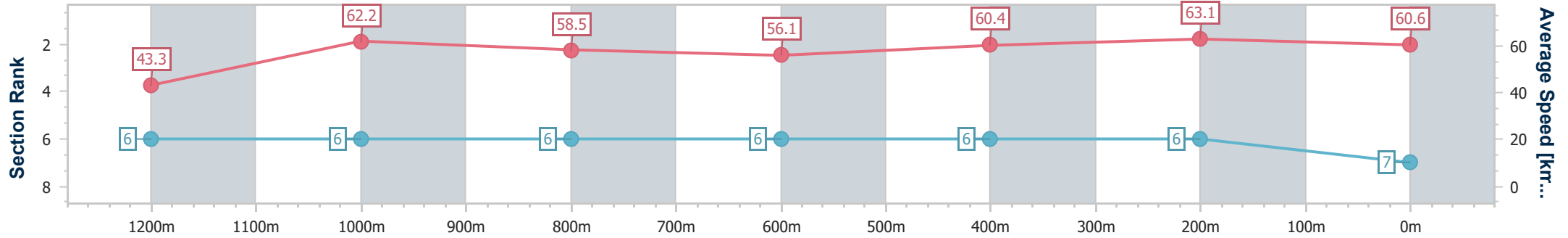
Sunshine Coast QLD Professional
Race 2: ACCESS INSULATION SUNSHINE COAST QTIS Three-
Year-Old Handicap - 1300m



10 August 2024 - 12:14

Track Rating: Soft 6, Weather: Overcast, Rail Position: True

Section	Overall	1200m	1000m	800m	600m	400m	200m
Section Times	1:20.54 [7] (0:08.31)	1:12.23 [6] (0:11.59)	1:00.64 [6] (0:12.39)	0:48.25 [6] (0:12.87)	0:35.38 [6] (0:12.10)	0:23.28 [6] (0:11.41)	0:11.87 [6] (0:11.87)
Average Speed [km/h]	43.3	62.2	58.5	56.1	60.4	63.1	60.6
Top Speed [km/h]	59.3	63.7	61.3	59.0	62.2	64.0	62.9
Avg. Dist. to Rail [m]	8.2	3.2	1.9	0.9	2.1	7.0	8.6
Avg. Stride Freq. [Hz]	2.1	2.3	2.2	2.1	2.2	2.3	2.3
Avg. Stride Length [m]	5.6	7.6	7.5	7.3	7.5	7.7	7.5



- [] Ranking at each section and finish
- .-.- No data available at this section
- NA No data available



Sunshine Coast QLD Professional
Race 3: DOUBLE R GROUP BENCHMARK 90 Handicap - 2200m
10 August 2024 - 12:48



Track Rating: Soft 6, Weather: Overcast, Rail Position: True

Section		Field Times											
		Overall	2000m	1800m	1600m	1400m	1200m	1000m	Last 600m				
		2:20.18 (0:13.75)	2:06.43 (0:13.10)	1:53.33 (0:12.87)	1:40.46 (0:13.25)	1:27.21 (0:12.80)	1:14.41 (0:12.80)	1:01.61 (0:13.07)	0:35.68				
Rank	TAB Horse/Jockey	Barrier	Top Speed [km/h]	Fastest Section									Distance Travelled [m]
1	5 TAPILDOODLEDO Nikita Beriman	9	62.7 400m	0:11.58 400m	2:20.18 [1] (0:14.11)	2:06.07 [6] (0:12.85)	1:53.22 [2] (0:12.76)	1:40.46 [1] (0:13.25)	1:27.21 [1] (0:13.05)	1:14.16 [2] (0:12.94)	1:01.22 [4] (0:13.02)	0:35.51	
2	2 ROGUE BEAR Andrew Mallyon	1	63.4 400m	0:11.52 400m	2:20.48 [2] (0:13.89)	2:06.59 [2] (0:13.21)	1:53.38 [4] (0:13.04)	1:40.34 [4] (0:13.11)	1:27.23 [3] (0:12.93)	1:14.30 [4] (0:12.77)	1:01.53 [3] (0:13.06)	0:35.74	-2
3	3 CABOCHE James Orman	6	64.5 600m	0:11.29 400m	2:20.51 [3] (0:14.43)	2:06.08 [9] (0:13.41)	1:52.67 [9] (0:13.12)	1:39.55 [9] (0:12.92)	1:26.63 [8] (0:13.18)	1:13.45 [8] (0:12.67)	1:00.78 [8] (0:12.86)	0:35.28	-6
4	7 SOUTHERN STOCK Bailey Wheeler	5	62.2 400m	0:11.73 400m	2:20.61 [4] (0:14.17)	2:06.44 [8] (0:13.32)	1:53.12 [8] (0:13.28)	1:39.84 [7] (0:12.83)	1:27.01 [6] (0:12.17)	1:14.84 [1] (0:12.80)	1:02.04 [1] (0:13.07)	0:36.11	-1
5	10 BAK DA MAN Taylor Marshall	10	62.3 400m	0:11.68 400m	2:20.86 [5] (0:14.10)	2:06.76 [5] (0:13.34)	1:53.42 [7] (0:13.50)	1:39.92 [8] (0:13.02)	1:26.90 [9] (0:13.14)	1:13.76 [9] (0:12.67)	1:01.09 [9] (0:12.90)	0:35.64	+3
6	1 SNEAK PREVIEW Ryan Maloney	7	62.2 400m	0:11.66 400m	2:20.89 [6] (0:13.75)	2:07.14 [1] (0:13.10)	1:54.04 [1] (0:13.12)	1:40.92 [3] (0:13.29)	1:27.63 [4] (0:13.02)	1:14.61 [5] (0:12.96)	1:01.65 [5] (0:12.98)	0:36.01	-4
7	4 PORT PHILIP Kyle Wilson-Taylor	3	61.7 400m	0:11.84 400m	2:21.08 [7] (0:14.01)	2:07.07 [4] (0:12.98)	1:54.09 [3] (0:12.95)	1:41.14 [2] (0:13.09)	1:28.05 [2] (0:13.00)	1:15.05 [3] (0:12.82)	1:02.23 [2] (0:13.02)	0:36.50	-4
8	8 TAPPY'S LAD Emily Lang	2	61.6 200m	0:11.91 400m	2:21.67 [8] (0:13.96)	2:07.71 [3] (0:13.31)	1:54.40 [5] (0:13.17)	1:41.23 [5] (0:13.19)	1:28.04 [7] (0:13.06)	1:14.98 [7] (0:12.78)	1:02.20 [7] (0:13.12)	0:36.32	-1
9	9 SECRET SHEEMA Melea Castle	4	60.9 600m	0:12.15 400m	2:22.12 [9] (0:14.15)	2:07.97 [7] (0:13.28)	1:54.69 [6] (0:13.04)	1:41.65 [6] (0:13.08)	1:28.57 [5] (0:13.02)	1:15.55 [6] (0:12.78)	1:02.77 [6] (0:12.91)	0:37.12	-2

Scratched: Brave Deel (#6)

[] Ranking at each section and finish
 -:-:- No data available at this section
 NA No data available

SCN Saddle cloth number
 DNF Did not finish
 DNT Did not track



Sunshine Coast QLD Professional
Race 3: DOUBLE R GROUP BENCHMARK 90 Handicap - 2200m
10 August 2024 - 12:48



Track Rating: Soft 6, Weather: Overcast, Rail Position: True

Section										Last 600m		
Field Times		800m	600m	400m	200m							
		0:48.54 (0:12.86)	0:35.68 (0:12.03)	0:23.65 (0:11.59)	0:12.06 (0:12.06)							0:35.68
Rank	TAB	Horse/Jockey	Barrier	Top Speed [km/h]	Fastest Section					Margin	Distance Travelled [m]	
1	5	TAPILDOODLEDO Nikita Beriman	9	62.7 400m	0:11.58 400m	0:48.20 [3] (0:12.69)	0:35.51 [3] (0:11.87)	0:23.64 [2] (0:11.58)	0:12.06 [1] (0:12.06)	2:20.18	0:35.51	
2	2	ROGUE BEAR Andrew Mallyon	1	63.4 400m	0:11.52 400m	0:48.47 [4] (0:12.73)	0:35.74 [4] (0:12.04)	0:23.70 [5] (0:11.52)	0:12.18 [3] (0:12.18)	1.8L	0:35.74	-2
3	3	CABOCHE James Orman	6	64.5 600m	0:11.29 400m	0:47.92 [8] (0:12.64)	0:35.28 [8] (0:11.91)	0:23.37 [7] (0:11.29)	0:12.08 [5] (0:12.08)	1.9L	0:35.28	-6
4	7	SOUTHERN STOCK Bailey Wheeler	5	62.2 400m	0:11.73 400m	0:48.97 [1] (0:12.86)	0:36.11 [1] (0:12.03)	0:24.08 [1] (0:11.73)	0:12.35 [2] (0:12.35)	2.4L	0:36.11	-1
5	10	BAK DA MAN Taylor Marshall	10	62.3 400m	0:11.68 400m	0:48.19 [9] (0:12.55)	0:35.64 [7] (0:11.91)	0:23.73 [6] (0:11.68)	0:12.05 [7] (0:12.05)	3.7L	0:35.64	+3
6	1	SNEAK PREVIEW Ryan Maloney	7	62.2 400m	0:11.66 400m	0:48.67 [5] (0:12.66)	0:36.01 [5] (0:11.87)	0:24.14 [4] (0:11.66)	0:12.48 [4] (0:12.48)	3.9L	0:36.01	-4
7	4	PORT PHILIP Kyle Wilson-Taylor	3	61.7 400m	0:11.84 400m	0:49.21 [2] (0:12.71)	0:36.50 [2] (0:12.11)	0:24.39 [3] (0:11.84)	0:12.55 [6] (0:12.55)	4.9L	0:36.50	-4
8	8	TAPPY'S LAD Emily Lang	2	61.6 200m	0:11.91 400m	0:49.08 [7] (0:12.76)	0:36.32 [9] (0:12.28)	0:24.04 [9] (0:11.91)	0:12.13 [9] (0:12.13)	8.2L	0:36.32	-1
9	9	SECRET SHEEMA Melea Castle	4	60.9 600m	0:12.15 400m	0:49.86 [6] (0:12.74)	0:37.12 [6] (0:12.27)	0:24.85 [8] (0:12.15)	0:12.70 [8] (0:12.70)	10.7L	0:37.12	-2

Scratched: Brave Deel (#6)

[] Ranking at each section and finish
 -:-:- No data available at this section
 NA No data available

SCN Saddle cloth number
 DNF Did not finish
 DNT Did not track



Horse/Jockey Name	Tapildoodledo
Final Rank	1
Fastest Section Time (Section)	0:11.58 (400m)
Top Speed [km/h] (Section)	62.7 (400m)
Race State	Finished



Sunshine Coast QLD Professional

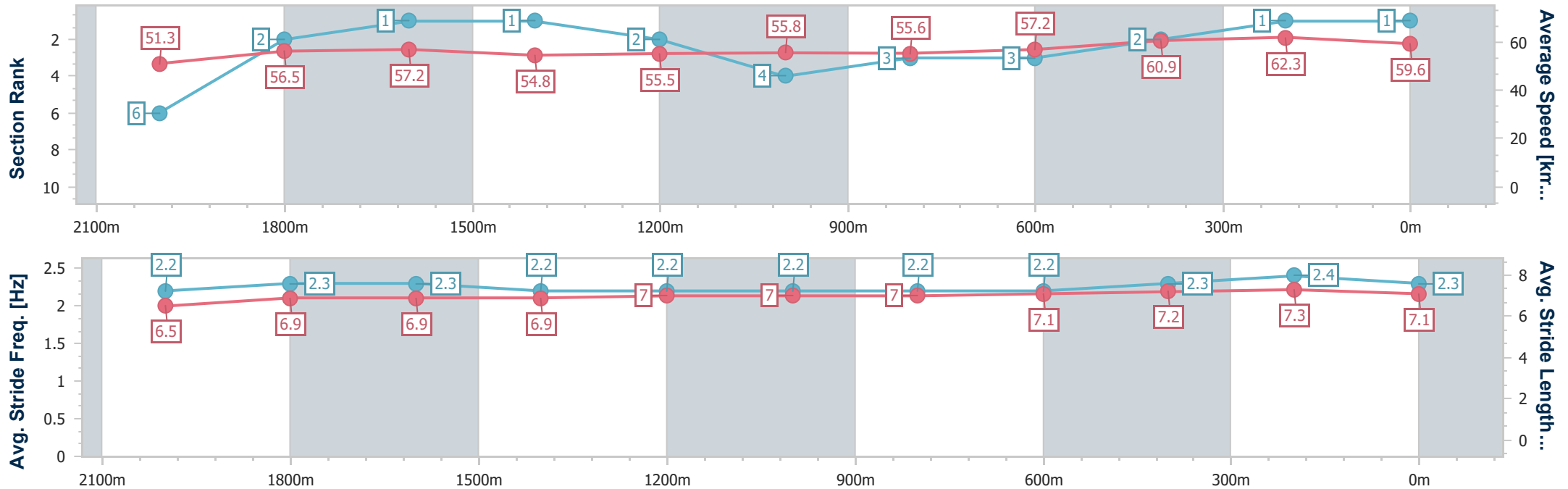
Race 3: DOUBLE R GROUP BENCHMARK 90 Handicap - 2200m



10 August 2024 - 12:48

Track Rating: Soft 6, Weather: Overcast, Rail Position: True

Section	Overall	2000m	1800m	1600m	1400m	1200m	1000m	800m	600m	400m	200m
Section Times	2:20.18 [1] (0:14.11)	2:06.07 [6] (0:12.85)	1:53.22 [2] (0:12.76)	1:40.46 [1] (0:13.25)	1:27.21 [1] (0:13.05)	1:14.16 [2] (0:12.94)	1:01.22 [4] (0:13.02)	0:48.20 [3] (0:12.69)	0:35.51 [3] (0:11.87)	0:23.64 [2] (0:11.58)	0:12.06 [1] (0:12.06)
Average Speed [km/h]	51.3	56.5	57.2	54.8	55.5	55.8	55.6	57.2	60.9	62.3	59.6
Top Speed [km/h]	57.9	57.9	57.9	56.5	57.2	57.3	56.4	59.9	61.6	62.7	61.9
Avg. Dist. to Rail [m]	9.1	2.7	2.6	2.3	2.6	2.4	2.4	1.8	0.6	4.6	8.3
Avg. Stride Freq. [Hz]	2.2	2.3	2.3	2.2	2.2	2.2	2.2	2.2	2.3	2.4	2.3
Avg. Stride Length [m]	6.5	6.9	6.9	6.9	7.0	7.0	7.0	7.1	7.2	7.3	7.1



- [] Ranking at each section and finish
- .-.- No data available at this section
- NA No data available



Horse/Jockey Name	Rogue Bear
Final Rank	2
Fastest Section Time (Section)	0:11.52 (400m)
Top Speed [km/h] (Section)	63.4 (400m)
Race State	Finished



Sunshine Coast QLD Professional

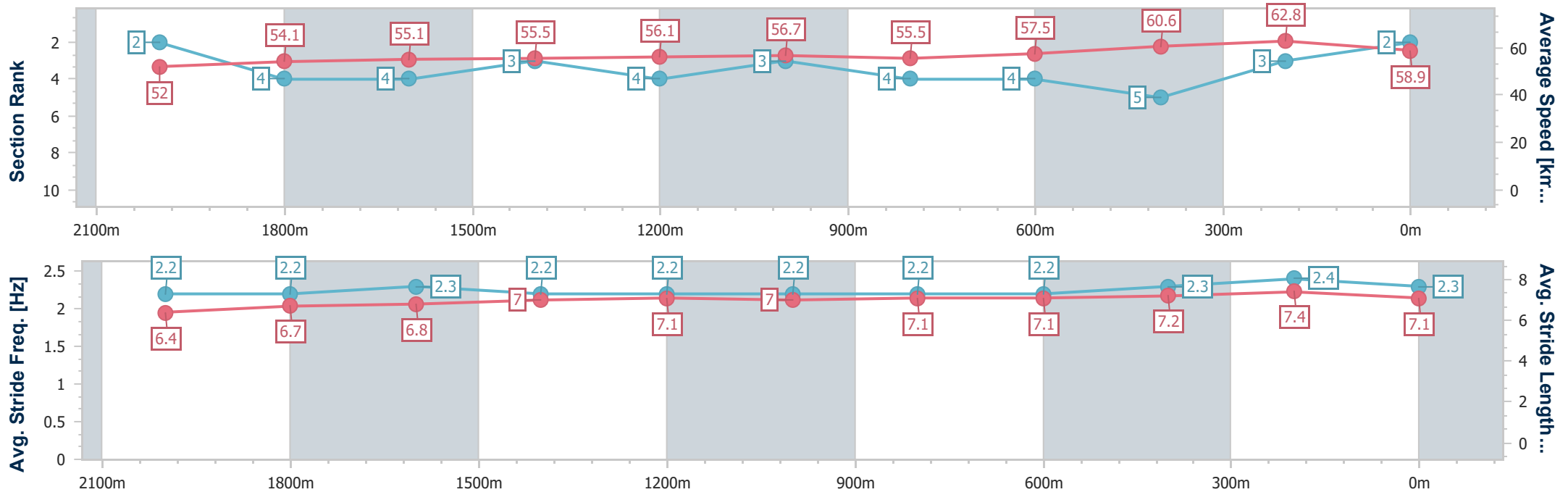
Race 3: DOUBLE R GROUP BENCHMARK 90 Handicap - 2200m



10 August 2024 - 12:48

Track Rating: Soft 6, Weather: Overcast, Rail Position: True

Section	Overall	2000m	1800m	1600m	1400m	1200m	1000m	800m	600m	400m	200m
Section Times	2:20.48 [2] (0:13.89)	2:06.59 [2] (0:13.21)	1:53.38 [4] (0:13.04)	1:40.34 [4] (0:13.11)	1:27.23 [3] (0:12.93)	1:14.30 [4] (0:12.77)	1:01.53 [3] (0:13.06)	0:48.47 [4] (0:12.73)	0:35.74 [4] (0:12.04)	0:23.70 [5] (0:11.52)	0:12.18 [3] (0:12.18)
Average Speed [km/h]	52.0	54.1	55.1	55.5	56.1	56.7	55.5	57.5	60.6	62.8	58.9
Top Speed [km/h]	58.6	57.0	56.5	56.4	58.3	58.8	56.6	59.1	61.7	63.4	62.7
Avg. Dist. to Rail [m]	3.7	1.1	1.0	2.8	3.6	3.3	3.4	2.9	2.4	7.1	9.0
Avg. Stride Freq. [Hz]	2.2	2.2	2.3	2.2	2.2	2.2	2.2	2.2	2.3	2.4	2.3
Avg. Stride Length [m]	6.4	6.7	6.8	7.0	7.1	7.0	7.1	7.1	7.2	7.4	7.1



- [] Ranking at each section and finish
- .-.- No data available at this section
- NA No data available



Horse/Jockey Name	Caboche
Final Rank	3
Fastest Section Time (Section)	0:11.29 (400m)
Top Speed [km/h] (Section)	64.5 (600m)
Race State	Finished



Sunshine Coast QLD Professional

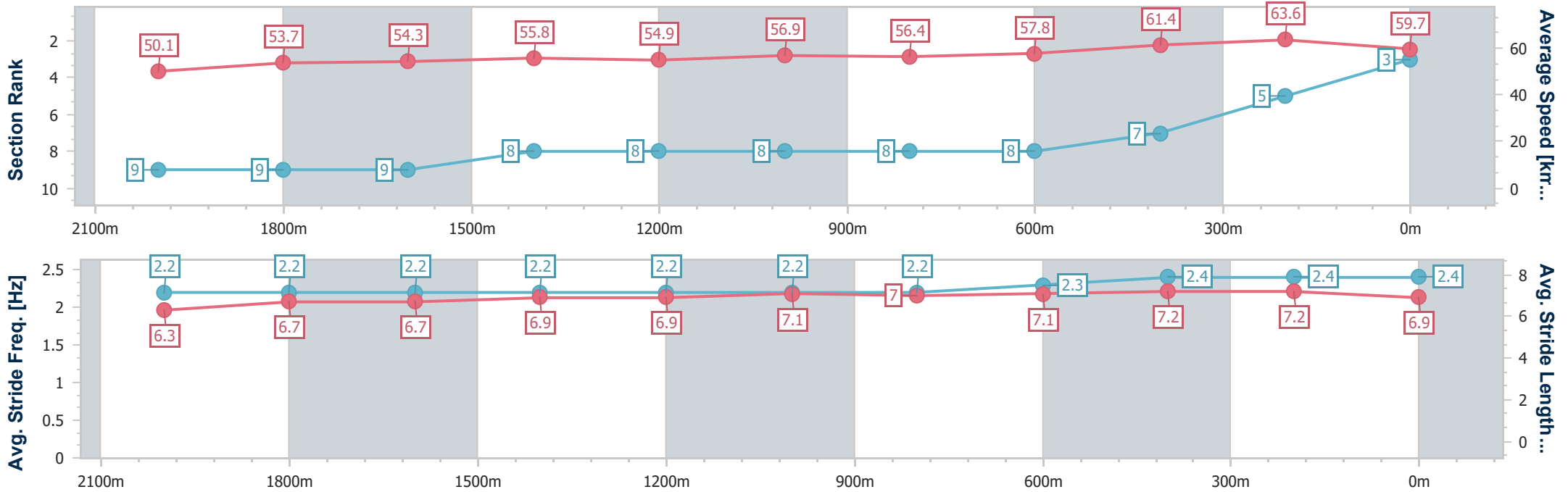
Race 3: DOUBLE R GROUP BENCHMARK 90 Handicap - 2200m



10 August 2024 - 12:48

Track Rating: Soft 6, Weather: Overcast, Rail Position: True

Section	Overall	2000m	1800m	1600m	1400m	1200m	1000m	800m	600m	400m	200m
Section Times	2:20.51 [3] (0:14.43)	2:06.08 [9] (0:13.41)	1:52.67 [9] (0:13.12)	1:39.55 [9] (0:12.92)	1:26.63 [8] (0:13.18)	1:13.45 [8] (0:12.67)	1:00.78 [8] (0:12.86)	0:47.92 [8] (0:12.64)	0:35.28 [8] (0:11.91)	0:23.37 [7] (0:11.29)	0:12.08 [5] (0:12.08)
Average Speed [km/h]	50.1	53.7	54.3	55.8	54.9	56.9	56.4	57.8	61.4	63.6	59.7
Top Speed [km/h]	62.1	58.8	58.2	57.5	57.0	57.9	57.6	60.1	64.5	64.5	62.5
Avg. Dist. to Rail [m]	6.3	0.8	1.6	0.9	2.9	3.3	2.4	2.2	2.5	8.3	11.0
Avg. Stride Freq. [Hz]	2.2	2.2	2.2	2.2	2.2	2.2	2.2	2.3	2.4	2.4	2.4
Avg. Stride Length [m]	6.3	6.7	6.7	6.9	6.9	7.1	7.0	7.1	7.2	7.2	6.9



- [] Ranking at each section and finish
- .-.- No data available at this section
- NA No data available



Horse/Jockey Name	Southern Stock
Final Rank	4
Fastest Section Time (Section)	0:11.73 (400m)
Top Speed [km/h] (Section)	62.2 (400m)
Race State	Finished



Sunshine Coast QLD Professional

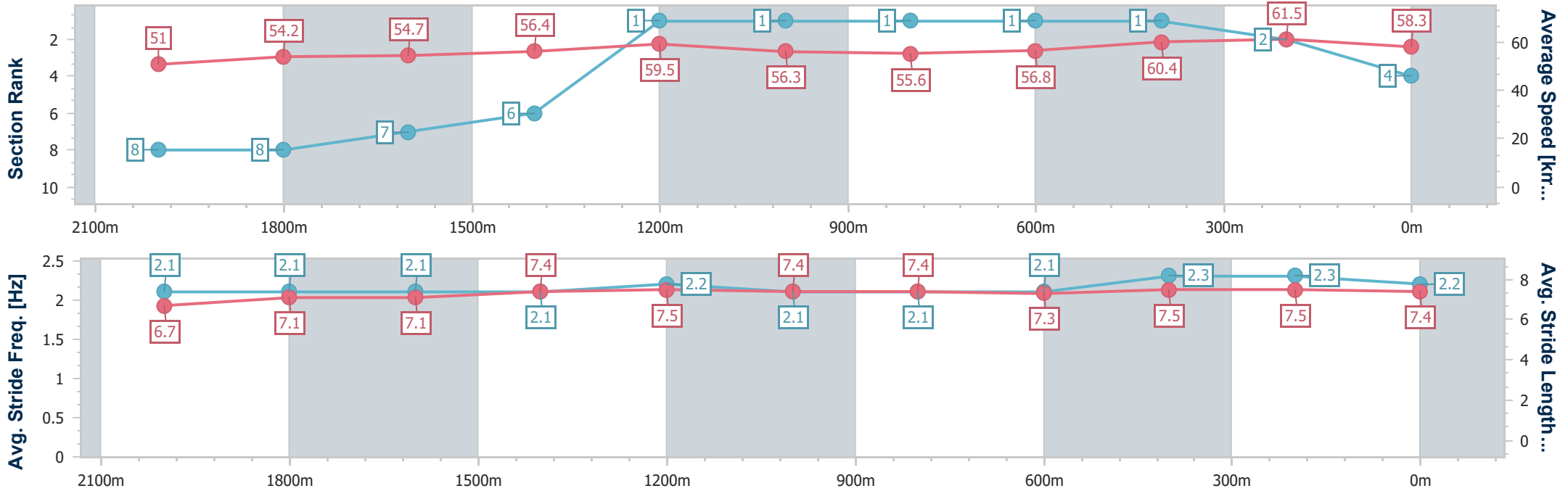
Race 3: DOUBLE R GROUP BENCHMARK 90 Handicap - 2200m



10 August 2024 - 12:48

Track Rating: Soft 6, Weather: Overcast, Rail Position: True

Section	Overall	2000m	1800m	1600m	1400m	1200m	1000m	800m	600m	400m	200m
Section Times	2:20.61 [4] (0:14.17)	2:06.44 [8] (0:13.32)	1:53.12 [8] (0:13.28)	1:39.84 [7] (0:12.83)	1:27.01 [6] (0:12.17)	1:14.84 [1] (0:12.80)	1:02.04 [1] (0:13.07)	0:48.97 [1] (0:12.86)	0:36.11 [1] (0:12.03)	0:24.08 [1] (0:11.73)	0:12.35 [2] (0:12.35)
Average Speed [km/h]	51.0	54.2	54.7	56.4	59.5	56.3	55.6	56.8	60.4	61.5	58.3
Top Speed [km/h]	61.6	57.3	57.4	59.8	60.4	57.5	56.1	59.8	61.9	62.2	60.8
Avg. Dist. to Rail [m]	6.9	0.8	1.1	2.6	3.2	1.9	2.9	2.8	1.2	5.6	8.0
Avg. Stride Freq. [Hz]	2.1	2.1	2.1	2.1	2.2	2.1	2.1	2.1	2.3	2.3	2.2
Avg. Stride Length [m]	6.7	7.1	7.1	7.4	7.5	7.4	7.4	7.3	7.5	7.5	7.4



- [] Ranking at each section and finish
- .-.- No data available at this section
- NA No data available



Horse/Jockey Name	Bak Da Man
Final Rank	5
Fastest Section Time (Section)	0:11.68 (400m)
Top Speed [km/h] (Section)	62.3 (400m)
Race State	Finished



Sunshine Coast QLD Professional

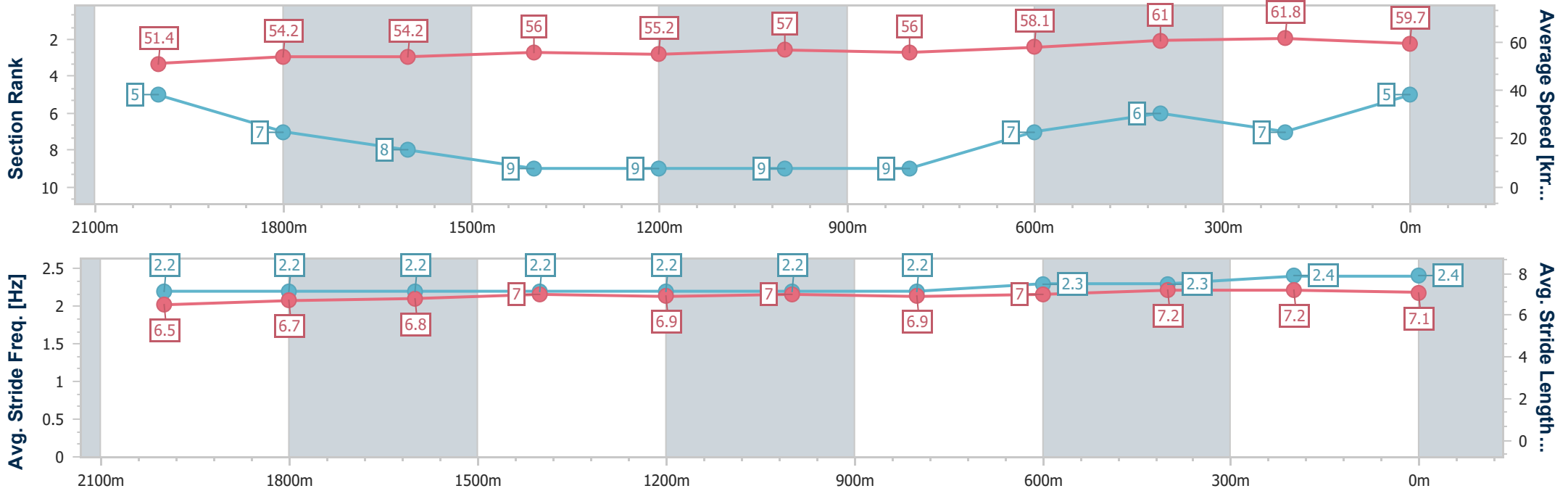
Race 3: DOUBLE R GROUP BENCHMARK 90 Handicap - 2200m



10 August 2024 - 12:48

Track Rating: Soft 6, Weather: Overcast, Rail Position: True

Section	Overall	2000m	1800m	1600m	1400m	1200m	1000m	800m	600m	400m	200m
Section Times	2:20.86 [5] (0:14.10)	2:06.76 [5] (0:13.34)	1:53.42 [7] (0:13.50)	1:39.92 [8] (0:13.02)	1:26.90 [9] (0:13.14)	1:13.76 [9] (0:12.67)	1:01.09 [9] (0:12.90)	0:48.19 [9] (0:12.55)	0:35.64 [7] (0:11.91)	0:23.73 [6] (0:11.68)	0:12.05 [7] (0:12.05)
Average Speed [km/h]	51.4	54.2	54.2	56.0	55.2	57.0	56.0	58.1	61.0	61.8	59.7
Top Speed [km/h]	60.3	57.2	57.5	56.4	58.3	58.2	58.1	61.2	61.7	62.3	61.2
Avg. Dist. to Rail [m]	9.3	2.2	2.4	3.1	3.6	4.1	2.6	1.8	1.8	6.5	10.8
Avg. Stride Freq. [Hz]	2.2	2.2	2.2	2.2	2.2	2.2	2.2	2.3	2.3	2.4	2.4
Avg. Stride Length [m]	6.5	6.7	6.8	7.0	6.9	7.0	6.9	7.0	7.2	7.2	7.1



- [] Ranking at each section and finish
- .-.- No data available at this section
- NA No data available



Horse/Jockey Name	Sneak Preview
Final Rank	6
Fastest Section Time (Section)	0:11.66 (400m)
Top Speed [km/h] (Section)	62.2 (400m)
Race State	Finished



Sunshine Coast QLD Professional

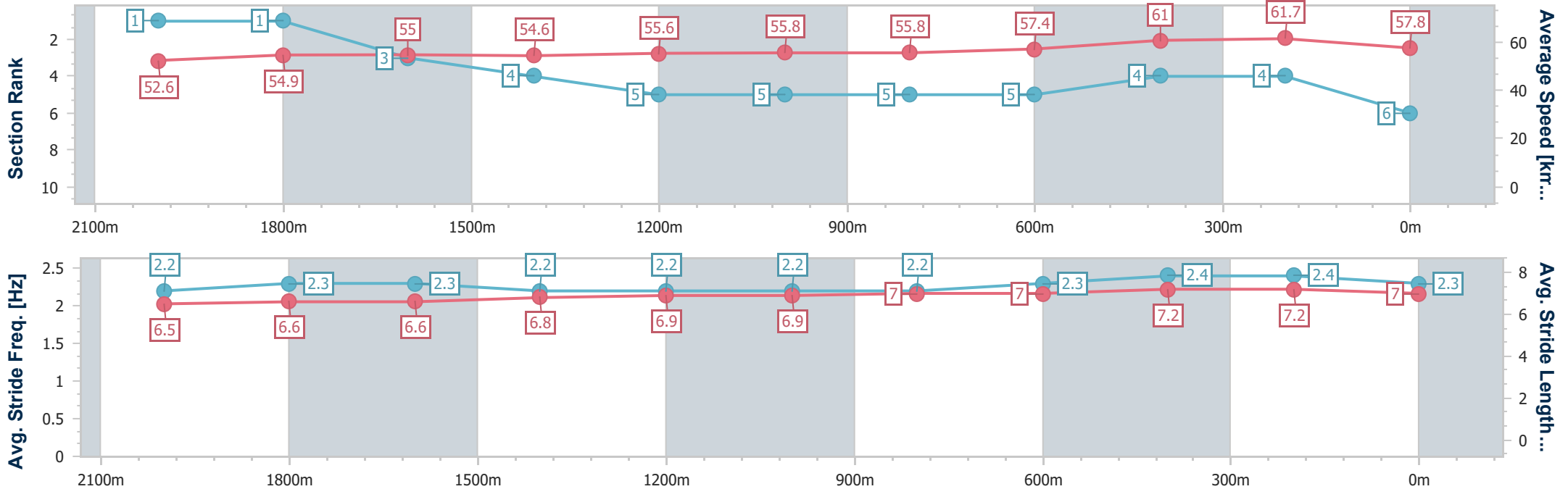
Race 3: DOUBLE R GROUP BENCHMARK 90 Handicap - 2200m



10 August 2024 - 12:48

Track Rating: Soft 6, Weather: Overcast, Rail Position: True

Section	Overall	2000m	1800m	1600m	1400m	1200m	1000m	800m	600m	400m	200m
Section Times	2:20.89 [6] (0:13.75)	2:07.14 [1] (0:13.10)	1:54.04 [1] (0:13.12)	1:40.92 [3] (0:13.29)	1:27.63 [4] (0:13.02)	1:14.61 [5] (0:12.96)	1:01.65 [5] (0:12.98)	0:48.67 [5] (0:12.66)	0:36.01 [5] (0:11.87)	0:24.14 [4] (0:11.66)	0:12.48 [4] (0:12.48)
Average Speed [km/h]	52.6	54.9	55.0	54.6	55.6	55.8	55.8	57.4	61.0	61.7	57.8
Top Speed [km/h]	59.3	56.9	56.1	56.1	56.9	57.0	56.7	59.0	61.7	62.2	61.0
Avg. Dist. to Rail [m]	7.3	0.4	0.8	2.2	2.6	2.4	2.5	1.8	1.2	4.4	6.8
Avg. Stride Freq. [Hz]	2.2	2.3	2.3	2.2	2.2	2.2	2.2	2.3	2.4	2.4	2.3
Avg. Stride Length [m]	6.5	6.6	6.6	6.8	6.9	6.9	7.0	7.0	7.2	7.2	7.0



- [] Ranking at each section and finish
- .-.- No data available at this section
- NA No data available



Horse/Jockey Name	Port Philip
Final Rank	7
Fastest Section Time (Section)	0:11.84 (400m)
Top Speed [km/h] (Section)	61.7 (400m)
Race State	Finished



Sunshine Coast QLD Professional

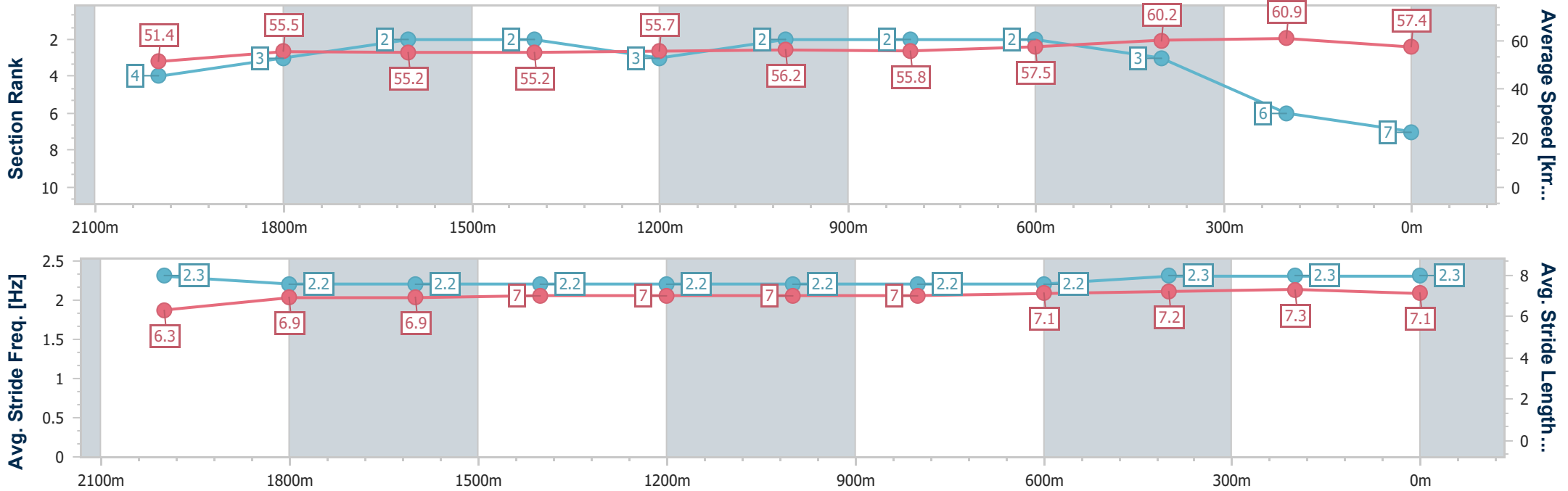
Race 3: DOUBLE R GROUP BENCHMARK 90 Handicap - 2200m



10 August 2024 - 12:48

Track Rating: Soft 6, Weather: Overcast, Rail Position: True

Section	Overall	2000m	1800m	1600m	1400m	1200m	1000m	800m	600m	400m	200m
Section Times	2:21.08 [7] (0:14.01)	2:07.07 [4] (0:12.98)	1:54.09 [3] (0:12.95)	1:41.14 [2] (0:13.09)	1:28.05 [2] (0:13.00)	1:15.05 [3] (0:12.82)	1:02.23 [2] (0:13.02)	0:49.21 [2] (0:12.71)	0:36.50 [2] (0:12.11)	0:24.39 [3] (0:11.84)	0:12.55 [6] (0:12.55)
Average Speed [km/h]	51.4	55.5	55.2	55.2	55.7	56.2	55.8	57.5	60.2	60.9	57.4
Top Speed [km/h]	58.6	58.3	56.8	56.8	57.7	58.8	57.5	59.6	61.4	61.7	59.7
Avg. Dist. to Rail [m]	5.7	0.8	0.8	1.6	2.6	3.0	3.5	2.6	2.1	6.1	8.5
Avg. Stride Freq. [Hz]	2.3	2.2	2.2	2.2	2.2	2.2	2.2	2.2	2.3	2.3	2.3
Avg. Stride Length [m]	6.3	6.9	6.9	7.0	7.0	7.0	7.0	7.1	7.2	7.3	7.1



- [] Ranking at each section and finish
- .-.-.- No data available at this section
- NA No data available



Horse/Jockey Name	Tappy's Lad
Final Rank	8
Fastest Section Time (Section)	0:11.91 (400m)
Top Speed [km/h] (Section)	61.6 (200m)
Race State	Finished



Sunshine Coast QLD Professional

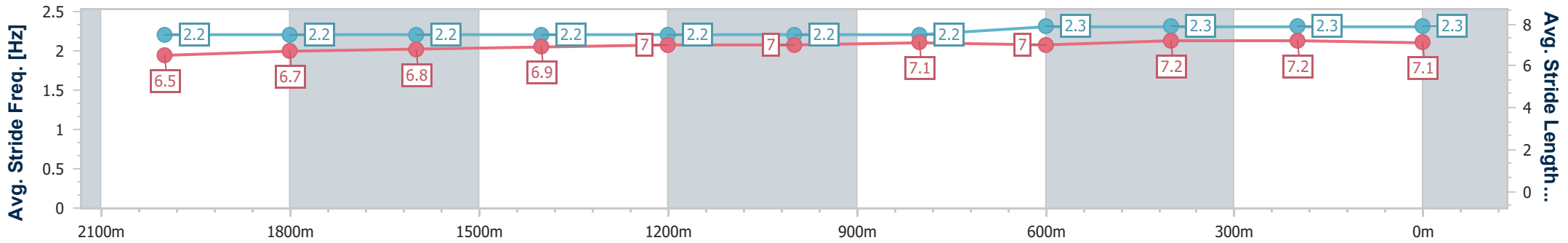
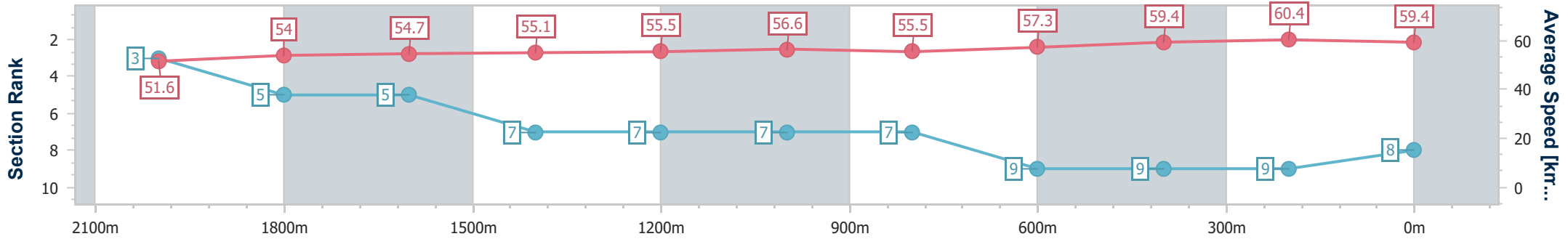
Race 3: DOUBLE R GROUP BENCHMARK 90 Handicap - 2200m



10 August 2024 - 12:48

Track Rating: Soft 6, Weather: Overcast, Rail Position: True

Section	Overall	2000m	1800m	1600m	1400m	1200m	1000m	800m	600m	400m	200m
Section Times	2:21.67 [8] (0:13.96)	2:07.71 [3] (0:13.31)	1:54.40 [5] (0:13.17)	1:41.23 [5] (0:13.19)	1:28.04 [7] (0:13.06)	1:14.98 [7] (0:12.78)	1:02.20 [7] (0:13.12)	0:49.08 [7] (0:12.76)	0:36.32 [9] (0:12.28)	0:24.04 [9] (0:11.91)	0:12.13 [9] (0:12.13)
Average Speed [km/h]	51.6	54.0	54.7	55.1	55.5	56.6	55.5	57.3	59.4	60.4	59.4
Top Speed [km/h]	58.0	58.0	56.4	56.3	57.9	58.4	58.2	58.4	60.1	61.4	61.6
Avg. Dist. to Rail [m]	4.5	0.4	0.5	2.5	3.3	3.8	3.8	3.0	2.0	2.7	3.5
Avg. Stride Freq. [Hz]	2.2	2.2	2.2	2.2	2.2	2.2	2.2	2.3	2.3	2.3	2.3
Avg. Stride Length [m]	6.5	6.7	6.8	6.9	7.0	7.0	7.1	7.0	7.2	7.2	7.1



- [] Ranking at each section and finish
- .-.- No data available at this section
- NA No data available



Horse/Jockey Name	Secret Sheema
Final Rank	9
Fastest Section Time (Section)	0:12.15 (400m)
Top Speed [km/h] (Section)	60.9 (600m)
Race State	Finished



Sunshine Coast QLD Professional

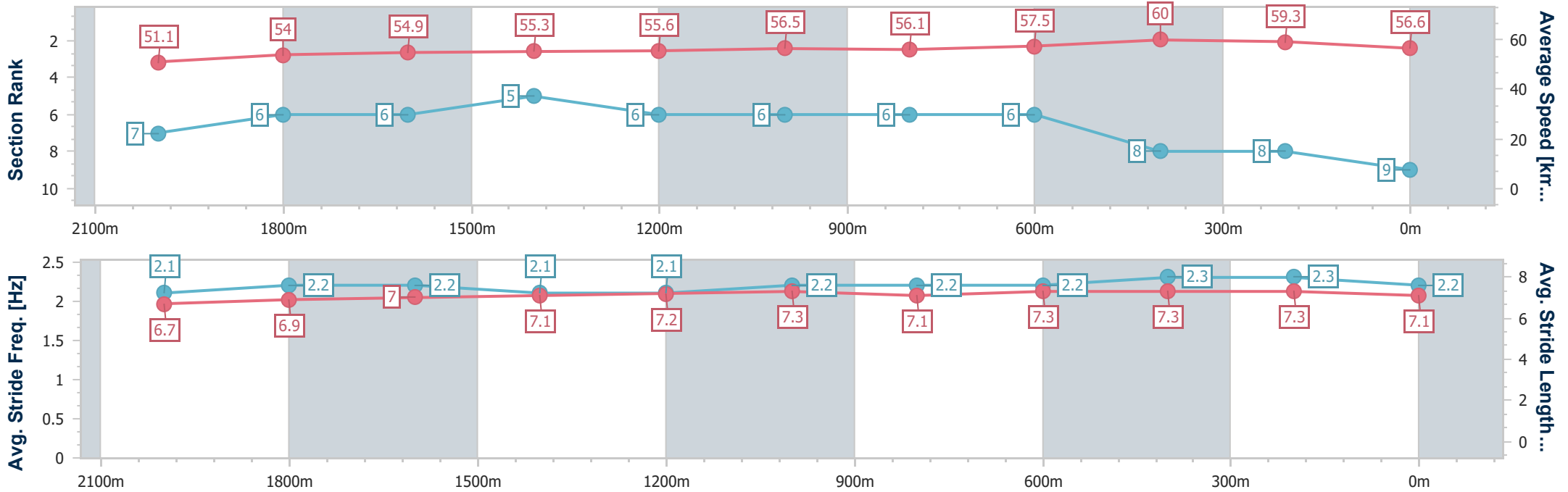
Race 3: DOUBLE R GROUP BENCHMARK 90 Handicap - 2200m



10 August 2024 - 12:48

Track Rating: Soft 6, Weather: Overcast, Rail Position: True

Section	Overall	2000m	1800m	1600m	1400m	1200m	1000m	800m	600m	400m	200m
Section Times	2:22.12 [9] (0:14.15)	2:07.97 [7] (0:13.28)	1:54.69 [6] (0:13.04)	1:41.65 [6] (0:13.08)	1:28.57 [5] (0:13.02)	1:15.55 [6] (0:12.78)	1:02.77 [6] (0:12.91)	0:49.86 [6] (0:12.74)	0:37.12 [6] (0:12.27)	0:24.85 [8] (0:12.15)	0:12.70 [8] (0:12.70)
Average Speed [km/h]	51.1	54.0	54.9	55.3	55.6	56.5	56.1	57.5	60.0	59.3	56.6
Top Speed [km/h]	59.4	57.3	58.2	57.1	57.3	57.6	57.2	60.0	60.9	60.1	59.3
Avg. Dist. to Rail [m]	5.4	1.1	0.8	1.8	2.5	3.0	3.4	2.9	3.6	4.7	4.6
Avg. Stride Freq. [Hz]	2.1	2.2	2.2	2.1	2.1	2.2	2.2	2.2	2.3	2.3	2.2
Avg. Stride Length [m]	6.7	6.9	7.0	7.1	7.2	7.3	7.1	7.3	7.3	7.3	7.1



- [] Ranking at each section and finish
- .-.- No data available at this section
- NA No data available



Sunshine Coast QLD Professional

Race 4: PFD FOODSERVICES No Metro Wins Handicap - 1300m

10 August 2024 - 13:24



Track Rating: Soft 6, Weather: Overcast, Rail Position: True

Section												Last 600m	
Field Times		Overall	1200m	1000m	800m	600m	400m						0:35.94
		1:19.72 (0:07.79)	1:11.93 (0:11.24)	1:00.69 (0:11.99)	0:48.70 (0:12.76)	0:35.94 (0:12.13)	0:23.81 (0:11.66)						
Rank	TAB	Horse/Jockey	Barrier	Top Speed [km/h]	Fastest Section								Distance Travelled [m]
1	2	MASTER SHOWMAN Cody Collis	3	66.5 1200m	0:08.04 Overall	1:19.72 [1] (0:08.04)	1:11.68 [2] (0:11.13)	1:00.55 [3] (0:11.93)	0:48.62 [3] (0:12.79)	0:35.83 [3] (0:12.17)	0:23.66 [2] (0:11.54)	0:35.83	
2	12	ALLOW ME Taylor Marshall	11	66.3 400m	0:08.40 Overall	1:19.83 [2] (0:08.40)	1:11.43 [9] (0:11.45)	0:59.98 [10] (0:12.00)	0:47.98 [10] (0:12.85)	0:35.13 [10] (0:12.05)	0:23.08 [11] (0:11.17)	0:35.13	+6
3	9	TRANQUIL BAY James Orman	4	68.0 1200m	0:08.17 Overall	1:19.83 [3] (0:08.17)	1:11.66 [5] (0:11.19)	1:00.47 [4] (0:11.90)	0:48.57 [4] (0:12.96)	0:35.61 [5] (0:12.08)	0:23.53 [4] (0:11.36)	0:35.61	+2
4	4	ZINGALONG Melea Castle	1	64.6 1200m	0:07.79 Overall	1:19.97 [4] (0:07.79)	1:12.18 [1] (0:11.29)	1:00.89 [2] (0:11.94)	0:48.95 [1] (0:12.76)	0:36.19 [1] (0:12.13)	0:24.06 [1] (0:11.66)	0:36.19	-2
5	5	BOHEMIAN LAD Nikita Beriman	13	65.7 1200m	0:08.15 Overall	1:19.98 [5] (0:08.15)	1:11.83 [4] (0:11.35)	1:00.48 [5] (0:11.91)	0:48.57 [7] (0:12.92)	0:35.65 [7] (0:12.09)	0:23.56 [6] (0:11.42)	0:35.65	+4
6	6	KOKONOTSU Emily Lang	9	65.9 400m	0:08.38 Overall	1:20.04 [6] (0:08.38)	1:11.66 [8] (0:11.46)	1:00.20 [9] (0:12.22)	0:47.98 [11] (0:12.66)	0:35.32 [11] (0:12.08)	0:23.24 [12] (0:11.18)	0:35.32	+9
7	1	DENIED Tahlia Fenlon	10	65.6 400m	0:08.73 Overall	1:20.06 [7] (0:08.73)	1:11.33 [12] (0:11.51)	0:59.82 [12] (0:11.93)	0:47.89 [12] (0:12.66)	0:35.23 [12] (0:11.91)	0:23.32 [10] (0:11.15)	0:35.23	-1
8	11	HOOT 'N' HOLLER Bailey Wheeler	16	68.3 1200m	0:08.54 Overall	1:20.27 [8] (0:08.54)	1:11.73 [11] (0:11.20)	1:00.53 [8] (0:11.98)	0:48.55 [9] (0:12.95)	0:35.60 [9] (0:11.97)	0:23.63 [8] (0:11.19)	0:35.60	+4
9	3	BOWRIDER Andrew Mallyon	17	65.8 1000m	0:08.21 Overall	1:20.31 [9] (0:08.21)	1:12.10 [7] (0:11.44)	1:00.66 [7] (0:11.73)	0:48.93 [5] (0:12.93)	0:36.00 [6] (0:12.15)	0:23.85 [7] (0:11.54)	0:36.00	+4
10	16	TATTLE Cejay Graham	5	67.3 1200m	0:08.07 Overall	1:20.31 [10] (0:08.07)	1:12.24 [3] (0:10.96)	1:01.28 [1] (0:12.04)	0:49.24 [2] (0:12.76)	0:36.48 [2] (0:12.23)	0:24.25 [2] (0:11.70)	0:36.48	-3

Scratched: Where Ya Bean (#13), Wicked'n' Lovin'it (#14), Super Duck (#10), Porky (#8), Paienbara (#17)

[] Ranking at each section and finish
 -:-:- No data available at this section
 NA No data available

SCN Saddle cloth number
 DNF Did not finish
 DNT Did not track



Sunshine Coast QLD Professional
Race 4: PFD FOODSERVICES No Metro Wins Handicap - 1300m
10 August 2024 - 13:24



Track Rating: Soft 6, Weather: Overcast, Rail Position: True

Section		Overall	1200m	1000m	800m	600m	400m	Last 600m
Field Times		1:19.72 (0:07.79)	1:11.93 (0:11.24)	1:00.69 (0:11.99)	0:48.70 (0:12.76)	0:35.94 (0:12.13)	0:23.81 (0:11.66)	0:35.94

Rank	TAB	Horse/Jockey	Barrier	Top Speed [km/h]	Fastest Section	Overall	1200m	1000m	800m	600m	400m	Last 600m	Distance Travelled [m]
11	15	YES TO EXCESS	8	66.5	0:08.53	1:20.31 [11]	1:11.78 [10]	1:00.45 [11]	0:48.66 [8]	0:35.75 [8]	0:23.57 [9]	0:35.75	-1
		Angela Jones		1200m	Overall	(0:08.53)	(0:11.33)	(0:11.79)	(0:12.91)	(0:12.18)	(0:11.24)		
12	7	LIVING FREE	7	65.6	0:08.21	1:20.33 [12]	1:12.12 [6]	1:00.83 [6]	0:48.95 [6]	0:36.12 [4]	0:23.94 [5]	0:36.12	-1
		Noel Callow		1200m	Overall	(0:08.21)	(0:11.29)	(0:11.88)	(0:12.83)	(0:12.18)	(0:11.48)		

Scratched: Where Ya Bean (#13), Wicked'n' Lovin'it (#14), Super Duck (#10), Porky (#8), Paienbara (#17)

[] Ranking at each section and finish
 -:-:-:- No data available at this section
 NA No data available

SCN Saddle cloth number
 DNF Did not finish
 DNT Did not track



Sunshine Coast QLD Professional
Race 4: PFD FOODSERVICES No Metro Wins Handicap - 1300m
10 August 2024 - 13:24



Track Rating: Soft 6, Weather: Overcast, Rail Position: True

Section							200m			Last 600m
Field Times							0:12.15			0:35.94
Rank	TAB	Horse/Jockey	Barrier	Top Speed [km/h]	Fastest Section	Margin			Distance Travelled [m]	
1	2	MASTER SHOWMAN Cody Collis	3	66.5 1200m	0:08.04 Overall	0:12.12 [2] (0:12.12)	1:19.72		0:35.83	
2	12	ALLOW ME Taylor Marshall	11	66.3 400m	0:08.40 Overall	0:11.91 [9] (0:11.91)	0.5L		0:35.13 +6	
3	9	TRANQUIL BAY James Orman	4	68.0 1200m	0:08.17 Overall	0:12.17 [3] (0:12.17)	0.6L		0:35.61 +2	
4	4	ZINGALONG Melea Castle	1	64.6 1200m	0:07.79 Overall	0:12.40 [1] (0:12.40)	1.4L		0:36.19 -2	
5	5	BOHEMIAN LAD Nikita Beriman	13	65.7 1200m	0:08.15 Overall	0:12.14 [6] (0:12.14)	1.5L		0:35.65 +4	
6	6	KOKONOTSU Emily Lang	9	65.9 400m	0:08.38 Overall	0:12.06 [10] (0:12.06)	1.8L		0:35.32 +9	
7	1	DENIED Tahlia Fenlon	10	65.6 400m	0:08.73 Overall	0:12.17 [8] (0:12.17)	1.9L		0:35.23 -1	
8	11	HOOT 'N' HOLLER Bailey Wheeler	16	68.3 1200m	0:08.54 Overall	0:12.44 [5] (0:12.44)	2.9L		0:35.60 +4	
9	3	BOWRIDER Andrew Mallyon	17	65.8 1000m	0:08.21 Overall	0:12.31 [12] (0:12.31)	3.1L		0:36.00 +4	
10	16	TATTLE Cejay Graham	5	67.3 1200m	0:08.07 Overall	0:12.55 [4] (0:12.55)	3.2L		0:36.48 -3	

Scratched: Where Ya Bean (#13), Wicked'n' Lovin'it (#14), Super Duck (#10), Porky (#8), Paienbara (#17)

[] Ranking at each section and finish
 -:-:- No data available at this section
 NA No data available

SCN Saddle cloth number
 DNF Did not finish
 DNT Did not track



Sunshine Coast QLD Professional
Race 4: PFD FOODSERVICES No Metro Wins Handicap - 1300m
10 August 2024 - 13:24



Track Rating: Soft 6, Weather: Overcast, Rail Position: True

Section				200m				Last 600m		
Field Times				0:12.15 (0:12.15)				0:35.94		
Rank	TAB	Horse/Jockey	Barrier	Top Speed [km/h]	Fastest Section	Margin			Distance Travelled [m]	
11	15	YES TO EXCESS	8	66.5	0:08.53	0:12.33 [11]	3.3L		0:35.75	-1
		Angela Jones		1200m	Overall	(0:12.33)				
12	7	LIVING FREE	7	65.6	0:08.21	0:12.46 [7]	3.4L		0:36.12	-1
		Noel Callow		1200m	Overall	(0:12.46)				

Scratched: Where Ya Bean (#13), Wicked'n' Lovin'it (#14), Super Duck (#10), Porky (#8), Paienbara (#17)

[] Ranking at each section and finish
 -:-:-:- No data available at this section
 NA No data available

SCN Saddle cloth number
 DNF Did not finish
 DNT Did not track



Horse/Jockey Name	Master Showman
Final Rank	1
Fastest Section Time (Section)	0:08.04 (Overall)
Top Speed [km/h] (Section)	66.5 (1200m)
Race State	Finished



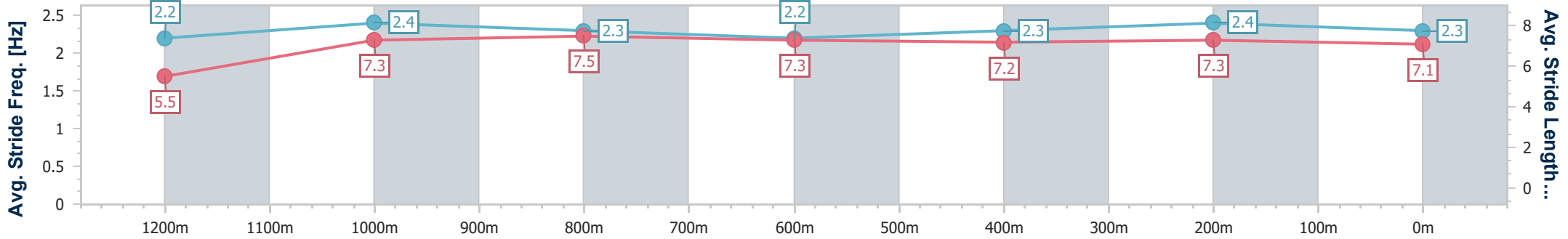
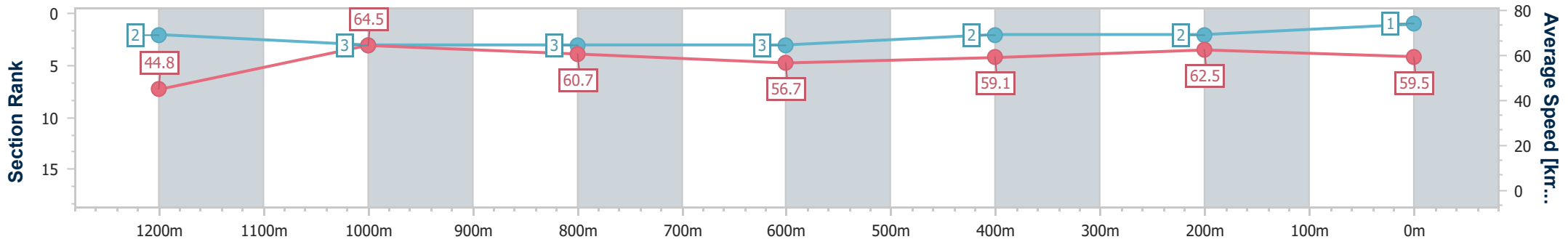
Sunshine Coast QLD Professional

Race 4: PFD FOODSERVICES No Metro Wins Handicap - 1300m SCTC SUNSHINE COAST TURF CLUB

10 August 2024 - 13:24

Track Rating: Soft 6, Weather: Overcast, Rail Position: True

Section	Overall	1200m	1000m	800m	600m	400m	200m
Section Times	1:19.72 [1] (0:08.04)	1:11.68 [2] (0:11.13)	1:00.55 [3] (0:11.93)	0:48.62 [3] (0:12.79)	0:35.83 [3] (0:12.17)	0:23.66 [2] (0:11.54)	0:12.12 [2]
Average Speed [km/h]	44.8	64.5	60.7	56.7	59.1	62.5	59.5
Top Speed [km/h]	63.7	66.5	62.7	58.8	62.4	63.4	61.6
Avg. Dist. to Rail [m]	7.6	3.4	2.4	1.2	0.3	2.7	4.5
Avg. Stride Freq. [Hz]	2.2	2.4	2.3	2.2	2.3	2.4	2.3
Avg. Stride Length [m]	5.5	7.3	7.5	7.3	7.2	7.3	7.1



- [] Ranking at each section and finish
- .-.- No data available at this section
- NA No data available



Horse/Jockey Name	Allow Me
Final Rank	2
Fastest Section Time (Section)	0:08.40 (Overall)
Top Speed [km/h] (Section)	66.3 (400m)
Race State	Finished



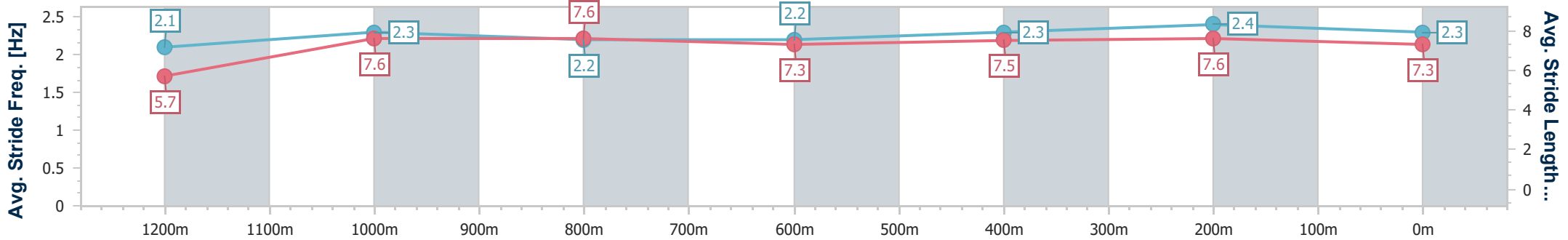
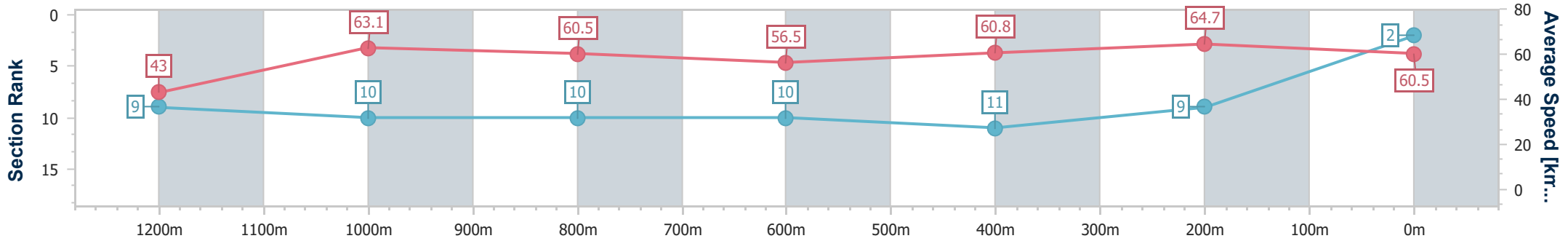
Sunshine Coast QLD Professional

Race 4: PFD FOODSERVICES No Metro Wins Handicap - 1300m **SCTC** SUNSHINE COAST TURF CLUB

10 August 2024 - 13:24

Track Rating: Soft 6, Weather: Overcast, Rail Position: True

Section	Overall	1200m	1000m	800m	600m	400m	200m
Section Times	1:19.83 [2] (0:08.40)	1:11.43 [9] (0:11.45)	0:59.98 [10] (0:12.00)	0:47.98 [10] (0:12.85)	0:35.13 [10] (0:12.05)	0:23.08 [11] (0:11.17)	0:11.91 [9]
Average Speed [km/h]	43.0	63.1	60.5	56.5	60.8	64.7	60.5
Top Speed [km/h]	59.1	64.3	63.7	57.7	64.2	66.3	63.5
Avg. Dist. to Rail [m]	13.4	5.7	3.7	2.2	2.8	9.6	9.9
Avg. Stride Freq. [Hz]	2.1	2.3	2.2	2.2	2.3	2.4	2.3
Avg. Stride Length [m]	5.7	7.6	7.6	7.3	7.5	7.6	7.3



- [] Ranking at each section and finish
- .-.- No data available at this section
- NA No data available



Horse/Jockey Name	Tranquil Bay
Final Rank	3
Fastest Section Time (Section)	0:08.17 (Overall)
Top Speed [km/h] (Section)	68.0 (1200m)
Race State	Finished



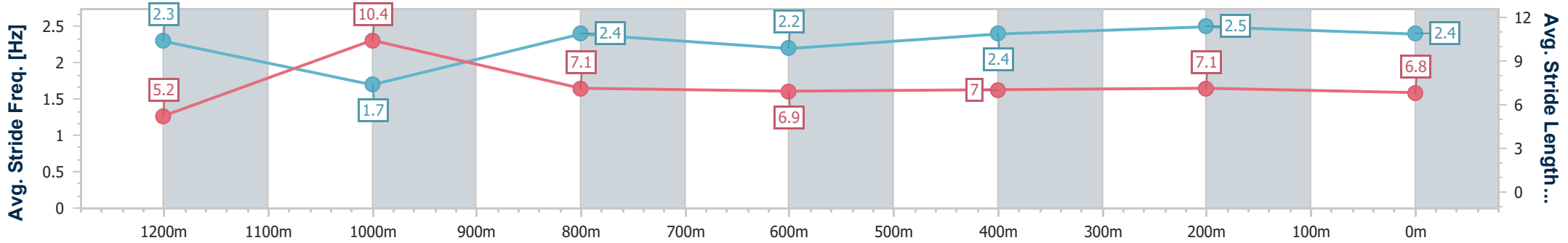
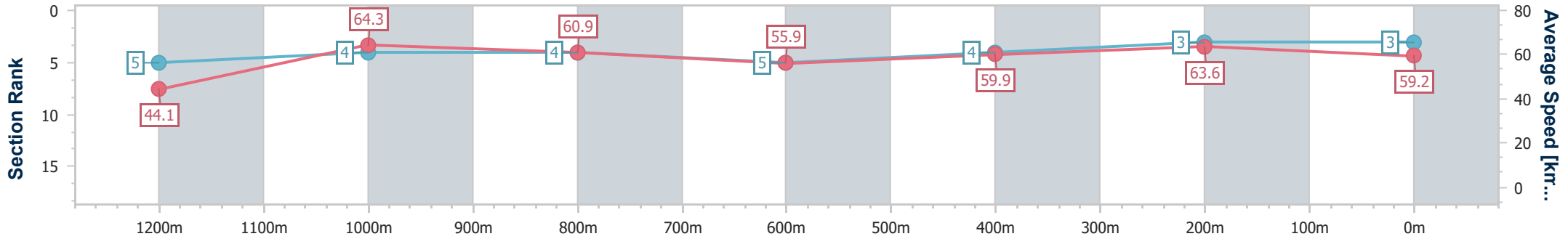
Sunshine Coast QLD Professional

Race 4: PFD FOODSERVICES No Metro Wins Handicap - 1300m SCTC SUNSHINE COAST TURF CLUB

10 August 2024 - 13:24

Track Rating: Soft 6, Weather: Overcast, Rail Position: True

Section	Overall	1200m	1000m	800m	600m	400m	200m
Section Times	1:19.83 [3] (0:08.17)	1:11.66 [5] (0:11.19)	1:00.47 [4] (0:11.90)	0:48.57 [4] (0:12.96)	0:35.61 [5] (0:12.08)	0:23.53 [4] (0:11.36)	0:12.17 [3] (0:12.17)
Average Speed [km/h]	44.1	64.3	60.9	55.9	59.9	63.6	59.2
Top Speed [km/h]	64.5	68.0	64.8	58.0	62.9	64.0	62.1
Avg. Dist. to Rail [m]	7.7	3.3	2.9	1.6	0.9	3.8	4.8
Avg. Stride Freq. [Hz]	2.3	1.7	2.4	2.2	2.4	2.5	2.4
Avg. Stride Length [m]	5.2	10.4	7.1	6.9	7.0	7.1	6.8



- [] Ranking at each section and finish
- .-.- No data available at this section
- NA No data available



Horse/Jockey Name	Zingalong
Final Rank	4
Fastest Section Time (Section)	0:07.79 (Overall)
Top Speed [km/h] (Section)	64.6 (1200m)
Race State	Finished



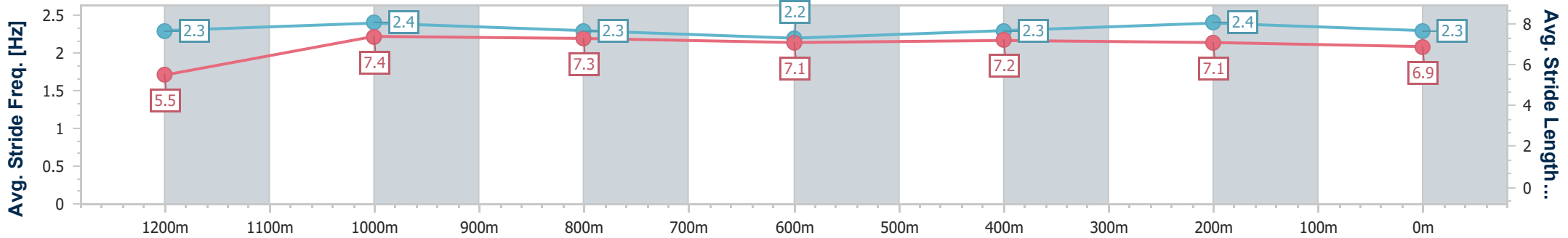
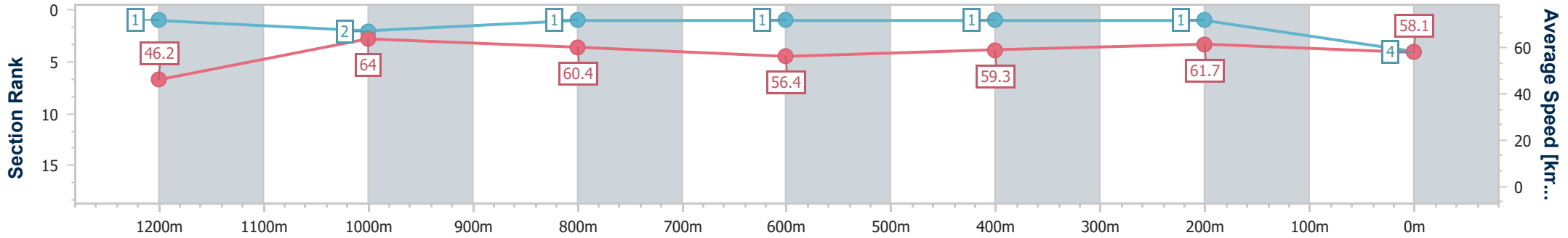
Sunshine Coast QLD Professional

Race 4: PFD FOODSERVICES No Metro Wins Handicap - 1300m SCTC SUNSHINE COAST TURF CLUB

10 August 2024 - 13:24

Track Rating: Soft 6, Weather: Overcast, Rail Position: True

Section	Overall	1200m	1000m	800m	600m	400m	200m
Section Times	1:19.97 [4] (0:07.79)	1:12.18 [1] (0:11.29)	1:00.89 [2] (0:11.94)	0:48.95 [1] (0:12.76)	0:36.19 [1] (0:12.13)	0:24.06 [1] (0:11.66)	0:12.40 [1] (0:12.40)
Average Speed [km/h]	46.2	64.0	60.4	56.4	59.3	61.7	58.1
Top Speed [km/h]	63.4	64.6	63.5	58.1	61.6	63.5	60.5
Avg. Dist. to Rail [m]	7.4	3.1	1.9	0.4	0.7	1.5	2.4
Avg. Stride Freq. [Hz]	2.3	2.4	2.3	2.2	2.3	2.4	2.3
Avg. Stride Length [m]	5.5	7.4	7.3	7.1	7.2	7.1	6.9



- [] Ranking at each section and finish
- .-.- No data available at this section
- NA No data available



Horse/Jockey Name	Bohemian Lad
Final Rank	5
Fastest Section Time (Section)	0:08.15 (Overall)
Top Speed [km/h] (Section)	65.7 (1200m)
Race State	Finished



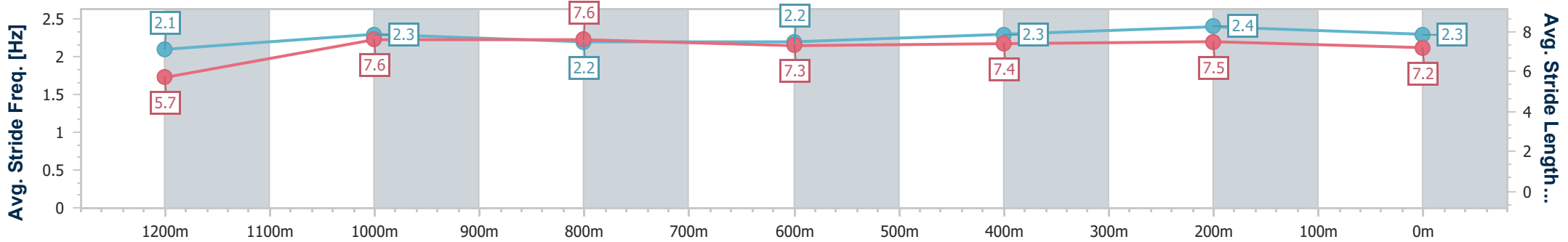
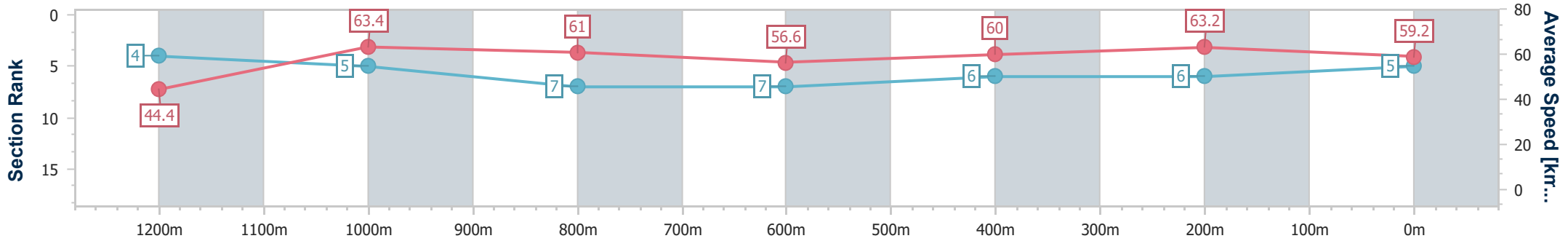
Sunshine Coast QLD Professional

Race 4: PFD FOODSERVICES No Metro Wins Handicap - 1300m SCTC SUNSHINE COAST TURF CLUB

10 August 2024 - 13:24

Track Rating: Soft 6, Weather: Overcast, Rail Position: True

Section	Overall	1200m	1000m	800m	600m	400m	200m
Section Times	1:19.98 [5] (0:08.15)	1:11.83 [4] (0:11.35)	1:00.48 [5] (0:11.91)	0:48.57 [7] (0:12.92)	0:35.65 [7] (0:12.09)	0:23.56 [6] (0:11.42)	0:12.14 [6] (0:12.14)
Average Speed [km/h]	44.4	63.4	61.0	56.6	60.0	63.2	59.2
Top Speed [km/h]	61.2	65.7	62.9	58.9	62.9	65.1	61.7
Avg. Dist. to Rail [m]	15.5	5.9	3.4	2.2	1.7	4.8	6.0
Avg. Stride Freq. [Hz]	2.1	2.3	2.2	2.2	2.3	2.4	2.3
Avg. Stride Length [m]	5.7	7.6	7.6	7.3	7.4	7.5	7.2



- [] Ranking at each section and finish
- .-.- No data available at this section
- NA No data available



Horse/Jockey Name	Kokonotsu
Final Rank	6
Fastest Section Time (Section)	0:08.38 (Overall)
Top Speed [km/h] (Section)	65.9 (400m)
Race State	Finished



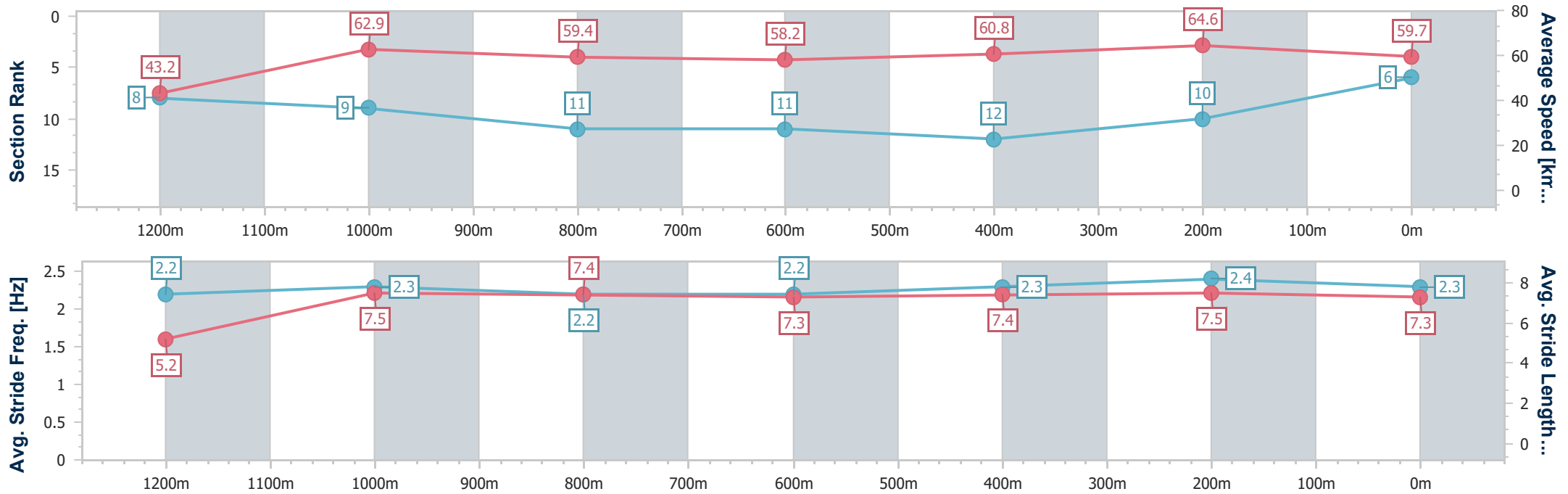
Sunshine Coast QLD Professional

Race 4: PFD FOODSERVICES No Metro Wins Handicap - 1300m **SCTC** SUNSHINE COAST TURF CLUB

10 August 2024 - 13:24

Track Rating: Soft 6, Weather: Overcast, Rail Position: True

Section	Overall	1200m	1000m	800m	600m	400m	200m
Section Times	1:20.04 [6] (0:08.38)	1:11.66 [8] (0:11.46)	1:00.20 [9] (0:12.22)	0:47.98 [11] (0:12.66)	0:35.32 [11] (0:12.08)	0:23.24 [12] (0:11.18)	0:12.06 [10]
Average Speed [km/h]	43.2	62.9	59.4	58.2	60.8	64.6	59.7
Top Speed [km/h]	58.6	65.0	60.7	59.9	63.9	65.9	63.6
Avg. Dist. to Rail [m]	12.6	5.2	3.6	3.3	3.4	9.2	9.7
Avg. Stride Freq. [Hz]	2.2	2.3	2.2	2.2	2.3	2.4	2.3
Avg. Stride Length [m]	5.2	7.5	7.4	7.3	7.4	7.5	7.3



- [] Ranking at each section and finish
- .-.- No data available at this section
- NA No data available



Horse/Jockey Name	Denied
Final Rank	7
Fastest Section Time (Section)	0:08.73 (Overall)
Top Speed [km/h] (Section)	65.6 (400m)
Race State	Finished



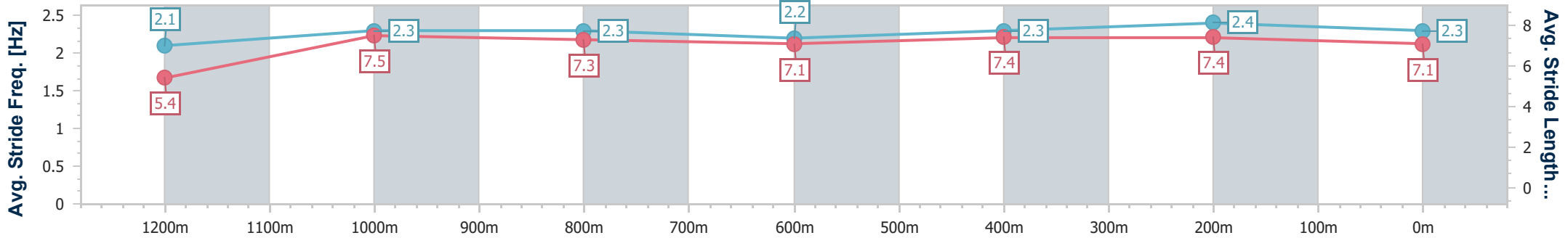
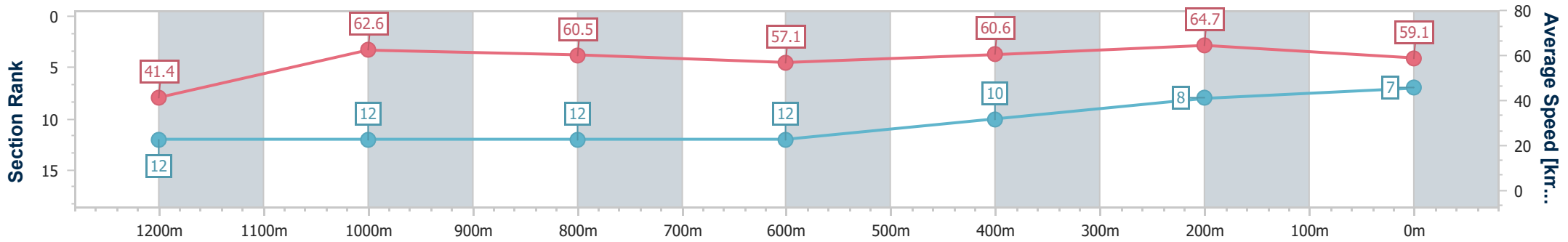
Sunshine Coast QLD Professional

Race 4: PFD FOODSERVICES No Metro Wins Handicap - 1300m **SCTC** SUNSHINE COAST TURF CLUB

10 August 2024 - 13:24

Track Rating: Soft 6, Weather: Overcast, Rail Position: True

Section	Overall	1200m	1000m	800m	600m	400m	200m
Section Times	1:20.06 [7] (0:08.73)	1:11.33 [12] (0:11.51)	0:59.82 [12] (0:11.93)	0:47.89 [12] (0:12.66)	0:35.23 [12] (0:11.91)	0:23.32 [10] (0:11.15)	0:12.17 [8] (0:12.17)
Average Speed [km/h]	41.4	62.6	60.5	57.1	60.6	64.7	59.1
Top Speed [km/h]	58.6	64.7	61.7	59.3	63.6	65.6	62.8
Avg. Dist. to Rail [m]	12.1	3.9	1.9	0.5	0.5	1.6	2.0
Avg. Stride Freq. [Hz]	2.1	2.3	2.3	2.2	2.3	2.4	2.3
Avg. Stride Length [m]	5.4	7.5	7.3	7.1	7.4	7.4	7.1



- [] Ranking at each section and finish
- .-.- No data available at this section
- NA No data available



Horse/Jockey Name	Hoot 'N' Holler
Final Rank	8
Fastest Section Time (Section)	0:08.54 (Overall)
Top Speed [km/h] (Section)	68.3 (1200m)
Race State	Finished



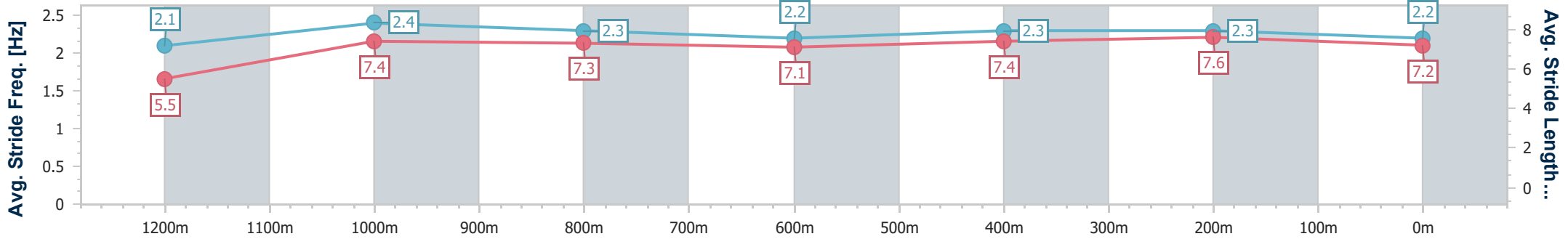
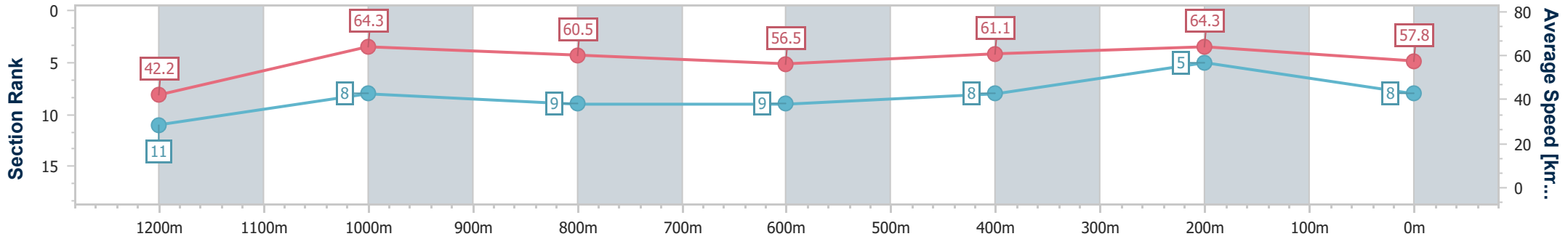
Sunshine Coast QLD Professional

Race 4: PFD FOODSERVICES No Metro Wins Handicap - 1300m **SCTC** SUNSHINE COAST TURF CLUB

10 August 2024 - 13:24

Track Rating: Soft 6, Weather: Overcast, Rail Position: True

Section	Overall	1200m	1000m	800m	600m	400m	200m
Section Times	1:20.27 [8] (0:08.54)	1:11.73 [11] (0:11.20)	1:00.53 [8] (0:11.98)	0:48.55 [9] (0:12.95)	0:35.60 [9] (0:11.97)	0:23.63 [8] (0:11.19)	0:12.44 [5] (0:12.44)
Average Speed [km/h]	42.2	64.3	60.5	56.5	61.1	64.3	57.8
Top Speed [km/h]	57.5	68.3	62.4	57.7	63.5	65.6	62.9
Avg. Dist. to Rail [m]	16.2	7.1	2.7	2.3	2.4	6.9	6.9
Avg. Stride Freq. [Hz]	2.1	2.4	2.3	2.2	2.3	2.3	2.2
Avg. Stride Length [m]	5.5	7.4	7.3	7.1	7.4	7.6	7.2



- [] Ranking at each section and finish
- .-.- No data available at this section
- NA No data available



Horse/Jockey Name	Bowrider
Final Rank	9
Fastest Section Time (Section)	0:08.21 (Overall)
Top Speed [km/h] (Section)	65.8 (1000m)
Race State	Finished



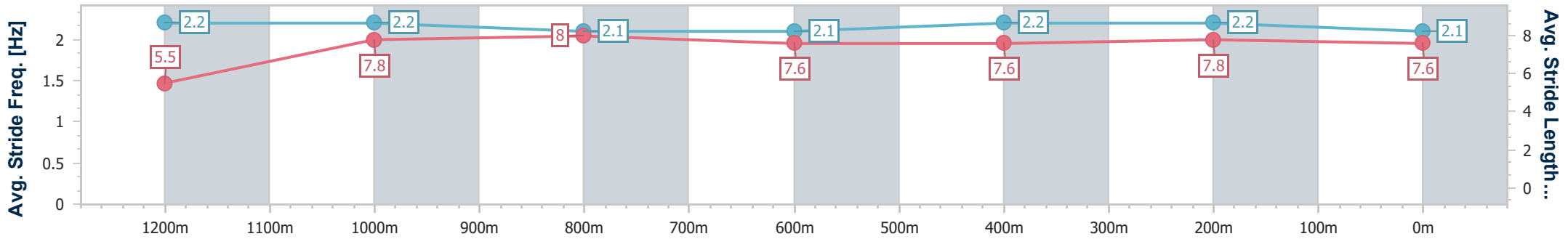
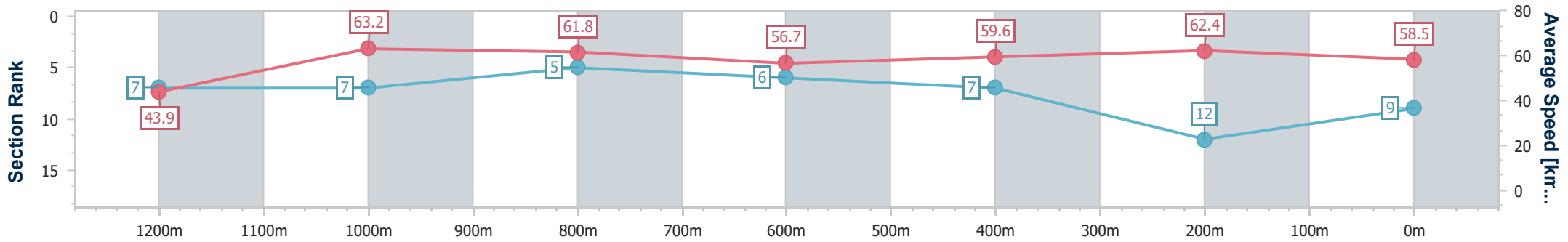
Sunshine Coast QLD Professional

Race 4: PFD FOODSERVICES No Metro Wins Handicap - 1300m **SCTC** SUNSHINE COAST TURF CLUB

10 August 2024 - 13:24

Track Rating: Soft 6, Weather: Overcast, Rail Position: True

Section	Overall	1200m	1000m	800m	600m	400m	200m
Section Times	1:20.31 [9] (0:08.21)	1:12.10 [7] (0:11.44)	1:00.66 [7] (0:11.73)	0:48.93 [5] (0:12.93)	0:36.00 [6] (0:12.15)	0:23.85 [7] (0:11.54)	0:12.31 [12] (0:12.31)
Average Speed [km/h]	43.9	63.2	61.8	56.7	59.6	62.4	58.5
Top Speed [km/h]	60.9	65.5	65.8	59.0	62.4	63.6	60.2
Avg. Dist. to Rail [m]	16.4	7.9	3.3	2.7	1.6	4.7	6.6
Avg. Stride Freq. [Hz]	2.2	2.2	2.1	2.1	2.2	2.2	2.1
Avg. Stride Length [m]	5.5	7.8	8.0	7.6	7.6	7.8	7.6



- [] Ranking at each section and finish
- .-.- No data available at this section
- NA No data available



Horse/Jockey Name	Tattle
Final Rank	10
Fastest Section Time (Section)	0:08.07 (Overall)
Top Speed [km/h] (Section)	67.3 (1200m)
Race State	Finished



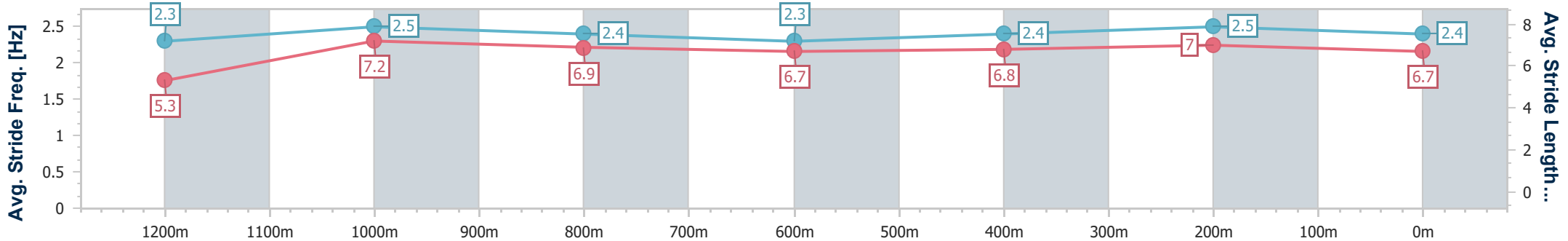
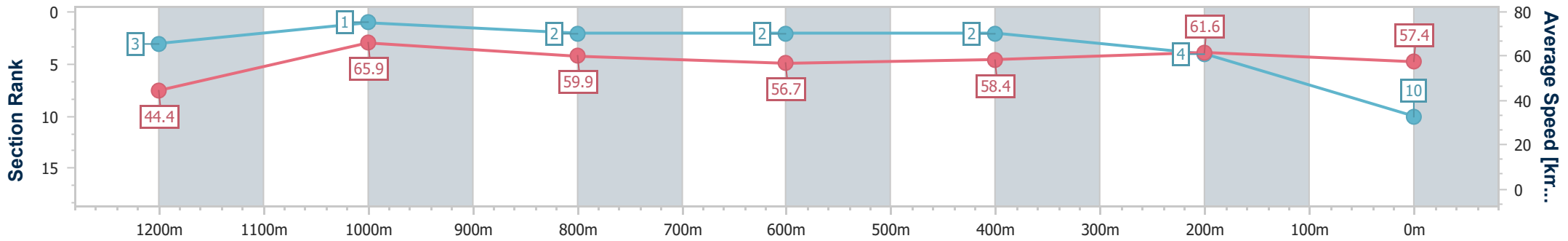
Sunshine Coast QLD Professional

Race 4: PFD FOODSERVICES No Metro Wins Handicap - 1300m SCTC SUNSHINE COAST TURF CLUB

10 August 2024 - 13:24

Track Rating: Soft 6, Weather: Overcast, Rail Position: True

Section	Overall	1200m	1000m	800m	600m	400m	200m
Section Times	1:20.31 [10] (0:08.07)	1:12.24 [3] (0:10.96)	1:01.28 [1] (0:12.04)	0:49.24 [2] (0:12.76)	0:36.48 [2] (0:12.23)	0:24.25 [2] (0:11.70)	0:12.55 [4] (0:12.55)
Average Speed [km/h]	44.4	65.9	59.9	56.7	58.4	61.6	57.4
Top Speed [km/h]	63.3	67.3	63.5	59.1	60.0	62.8	61.2
Avg. Dist. to Rail [m]	9.3	5.4	2.4	0.5	0.9	2.2	4.0
Avg. Stride Freq. [Hz]	2.3	2.5	2.4	2.3	2.4	2.5	2.4
Avg. Stride Length [m]	5.3	7.2	6.9	6.7	6.8	7.0	6.7



- [] Ranking at each section and finish
- .-.- No data available at this section
- NA No data available



Horse/Jockey Name	Yes To Excess
Final Rank	11
Fastest Section Time (Section)	0:08.53 (Overall)
Top Speed [km/h] (Section)	66.5 (1200m)
Race State	Finished



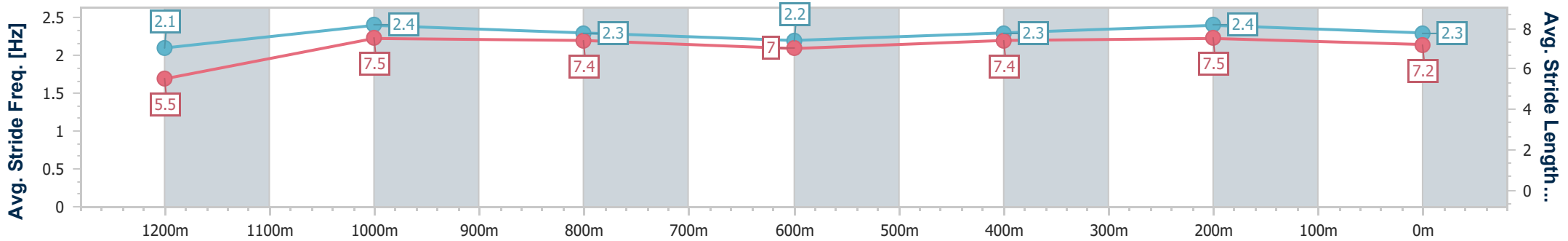
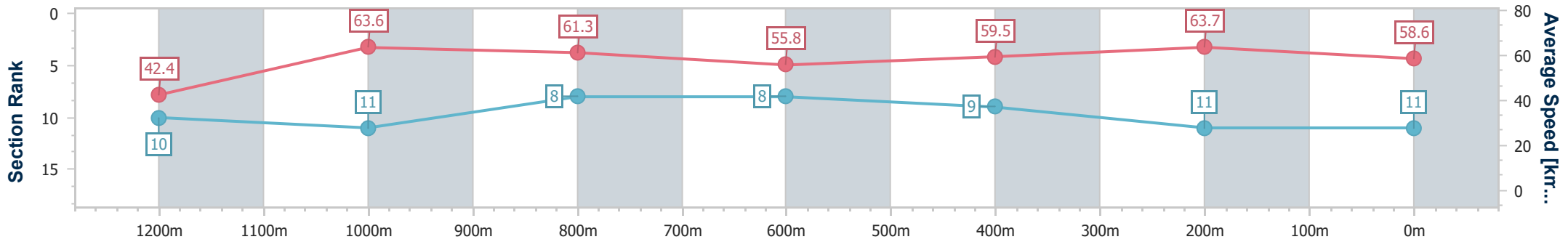
Sunshine Coast QLD Professional

Race 4: PFD FOODSERVICES No Metro Wins Handicap - 1300m **SCTC** SUNSHINE COAST TURF CLUB

10 August 2024 - 13:24

Track Rating: Soft 6, Weather: Overcast, Rail Position: True

Section	Overall	1200m	1000m	800m	600m	400m	200m
Section Times	1:20.31 [11] (0:08.53)	1:11.78 [10] (0:11.33)	1:00.45 [11] (0:11.79)	0:48.66 [8] (0:12.91)	0:35.75 [8] (0:12.18)	0:23.57 [9] (0:11.24)	0:12.33 [11] (0:12.33)
Average Speed [km/h]	42.4	63.6	61.3	55.8	59.5	63.7	58.6
Top Speed [km/h]	59.4	66.5	63.6	57.1	63.6	66.4	61.6
Avg. Dist. to Rail [m]	11.2	3.4	1.3	0.4	0.5	2.0	2.0
Avg. Stride Freq. [Hz]	2.1	2.4	2.3	2.2	2.3	2.4	2.3
Avg. Stride Length [m]	5.5	7.5	7.4	7.0	7.4	7.5	7.2



- [] Ranking at each section and finish
- .-.- No data available at this section
- NA No data available



Horse/Jockey Name	Living Free
Final Rank	12
Fastest Section Time (Section)	0:08.21 (Overall)
Top Speed [km/h] (Section)	65.6 (1200m)
Race State	Finished



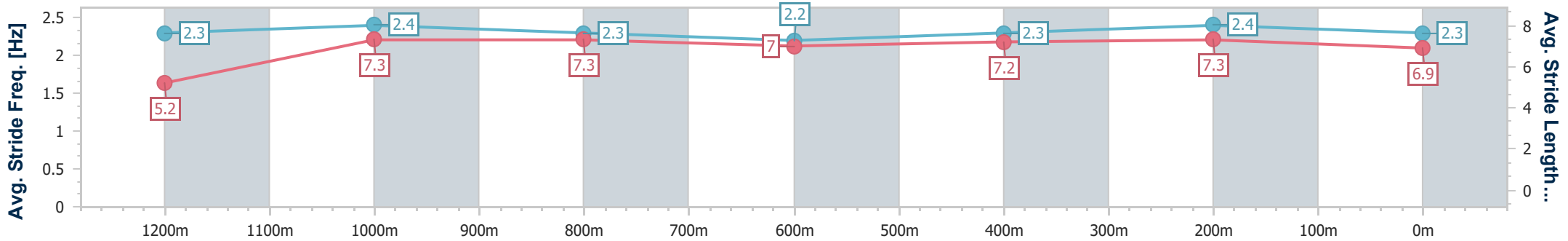
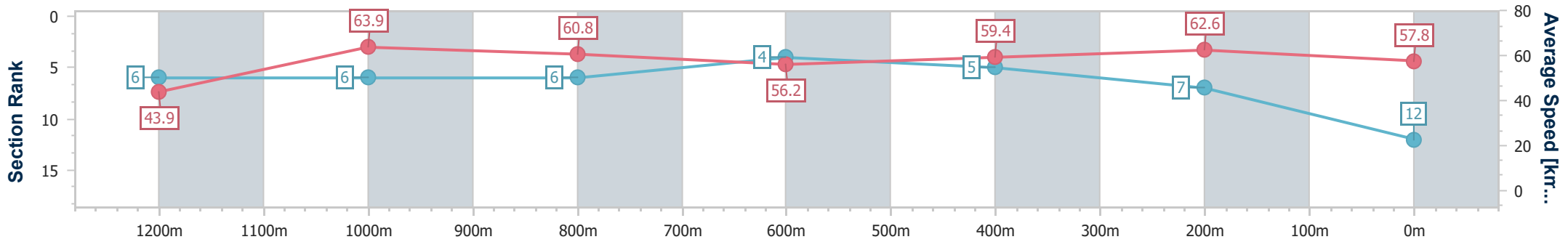
Sunshine Coast QLD Professional

Race 4: PFD FOODSERVICES No Metro Wins Handicap - 1300m **SCTC** SUNSHINE COAST TURF CLUB

10 August 2024 - 13:24

Track Rating: Soft 6, Weather: Overcast, Rail Position: True

Section	Overall	1200m	1000m	800m	600m	400m	200m
Section Times	1:20.33 [12] (0:08.21)	1:12.12 [6] (0:11.29)	1:00.83 [6] (0:11.88)	0:48.95 [6] (0:12.83)	0:36.12 [4] (0:12.18)	0:23.94 [5] (0:11.48)	0:12.46 [7] (0:12.46)
Average Speed [km/h]	43.9	63.9	60.8	56.2	59.4	62.6	57.8
Top Speed [km/h]	60.8	65.6	63.0	57.0	61.7	64.3	60.8
Avg. Dist. to Rail [m]	10.6	3.5	1.4	0.6	0.6	3.2	3.4
Avg. Stride Freq. [Hz]	2.3	2.4	2.3	2.2	2.3	2.4	2.3
Avg. Stride Length [m]	5.2	7.3	7.3	7.0	7.2	7.3	6.9



- [] Ranking at each section and finish
- .-.- No data available at this section
- NA No data available



Sunshine Coast QLD Professional

Race 5: HIGGINS COATINGS Class 3 Plate - 1800m

10 August 2024 - 13:58



Track Rating: Soft 6, Weather: Overcast, Rail Position: True

Section														
Field Times	Overall	1600m	1400m	1200m	1000m	800m	600m	Last 600m						
	1:53.71 (0:14.27)	1:39.44 (0:12.11)	1:27.33 (0:12.55)	1:14.78 (0:12.93)	1:01.85 (0:13.13)	0:48.72 (0:12.87)	0:35.85 (0:11.97)	0:35.85						
Rank	TAB	Horse/Jockey	Barrier	Top Speed [km/h]	Fastest Section								Distance Travelled [m]	
1	5	ZAPHOD Andrew Mallyon	9	63.5 400m	0:11.53 400m	1:53.71 [1] (0:14.34)	1:39.37 [4] (0:12.24)	1:27.13 [3] (0:12.60)	1:14.53 [3] (0:12.95)	1:01.58 [3] (0:13.06)	0:48.52 [3] (0:12.95)	0:35.57 [3] (0:11.95)	0:35.57	
2	2	COUNTER Ryan Maloney	3	64.5 400m	0:11.41 400m	1:53.97 [2] (0:14.32)	1:39.65 [3] (0:12.43)	1:27.22 [5] (0:12.75)	1:14.47 [5] (0:12.96)	1:01.51 [5] (0:13.06)	0:48.45 [5] (0:12.93)	0:35.52 [5] (0:11.95)	0:35.52	+1
3	1	SPRAY GUN Cody Collis	5	63.7 400m	0:11.36 400m	1:54.09 [3] (0:14.65)	1:39.44 [6] (0:12.39)	1:27.05 [7] (0:12.92)	1:14.13 [7] (0:12.79)	1:01.34 [7] (0:13.03)	0:48.31 [7] (0:12.96)	0:35.35 [8] (0:11.86)	0:35.35	-4
4	3	HECTOR DE MARIS Cejay Graham	11	62.3 Overall	0:11.86 400m	1:54.18 [4] (0:14.27)	1:39.91 [1] (0:12.11)	1:27.80 [1] (0:12.58)	1:15.22 [2] (0:12.96)	1:02.26 [2] (0:13.12)	0:49.14 [2] (0:12.94)	0:36.20 [2] (0:12.02)	0:36.20	+2
5	7	KISSED BY EVIE Boris Thornton	4	62.2 1600m	0:11.88 400m	1:54.19 [5] (0:14.32)	1:39.87 [2] (0:12.12)	1:27.75 [2] (0:12.49)	1:15.26 [1] (0:12.93)	1:02.33 [1] (0:13.13)	0:49.20 [1] (0:12.87)	0:36.33 [1] (0:11.97)	0:36.33	-6
6	13	SIMPLY REFUSE Bailey Wheeler	7	65.5 400m	0:11.27 400m	1:54.39 [6] (0:15.30)	1:39.09 [12] (0:12.39)	1:26.70 [11] (0:12.98)	1:13.72 [11] (0:12.68)	1:01.04 [11] (0:12.88)	0:48.16 [10] (0:12.83)	0:35.33 [10] (0:11.87)	0:35.33	-6
7	6	HALLSIDE MARTINI Taylor Marshall	10	63.8 400m	0:11.49 400m	1:54.47 [7] (0:15.02)	1:39.45 [10] (0:12.30)	1:27.15 [8] (0:12.78)	1:14.37 [8] (0:12.79)	1:01.58 [8] (0:12.92)	0:48.66 [8] (0:12.90)	0:35.76 [7] (0:11.82)	0:35.76	-6
8	12	IMARICHGIRL Angela Jones	6	63.8 400m	0:11.55 400m	1:54.62 [8] (0:14.84)	1:39.78 [8] (0:12.50)	1:27.28 [9] (0:12.95)	1:14.33 [9] (0:12.77)	1:01.56 [9] (0:13.06)	0:48.50 [9] (0:12.87)	0:35.63 [9] (0:11.85)	0:35.63	+0
9	8	SUPER CHILLED James Orman	12	65.3 400m	0:11.40 400m	1:54.63 [9] (0:15.20)	1:39.43 [11] (0:12.64)	1:26.79 [12] (0:13.00)	1:13.79 [12] (0:12.71)	1:01.08 [12] (0:12.89)	0:48.19 [12] (0:12.88)	0:35.31 [12] (0:11.73)	0:35.31	+3
10	11	NOTACLUEHOWORWHO Nikita Beriman	1	62.1 400m	0:11.80 400m	1:54.69 [10] (0:14.35)	1:40.34 [5] (0:12.31)	1:28.03 [4] (0:12.65)	1:15.38 [4] (0:12.95)	1:02.43 [4] (0:12.95)	0:49.48 [4] (0:12.94)	0:36.54 [4] (0:11.97)	0:36.54	-6

[] Ranking at each section and finish
 -:-:- No data available at this section
 NA No data available

SCN Saddle cloth number
 DNF Did not finish
 DNT Did not track



Sunshine Coast QLD Professional
Race 5: HIGGINS COATINGS Class 3 Plate - 1800m
10 August 2024 - 13:58



Track Rating: Soft 6, Weather: Overcast, Rail Position: True

Section		Overall	1600m	1400m	1200m	1000m	800m	600m	Last 600m					
Field Times		1:53.71 (0:14.27)	1:39.44 (0:12.11)	1:27.33 (0:12.55)	1:14.78 (0:12.93)	1:01.85 (0:13.13)	0:48.72 (0:12.87)	0:35.85 (0:11.97)	0:35.85					
Rank	TAB Horse/Jockey	Barrier	Top Speed [km/h]	Fastest Section										Distance Travelled [m]
11	10 HIGHLAND HILL Noel Callow	2	62.3 600m	0:11.87 400m	1:54.96 [11] (0:14.75)	1:40.21 [7] (0:12.23)	1:27.98 [6] (0:12.77)	1:15.21 [6] (0:12.89)	1:02.32 [6] (0:12.91)	0:49.41 [6] (0:12.95)	0:36.46 [6] (0:11.88)	0:36.46	-7	
12	4 PORT MOURANT Emily Lang	13	64.6 400m	0:11.38 400m	1:54.99 [12] (0:15.67)	1:39.32 [13] (0:12.62)	1:26.70 [13] (0:13.00)	1:13.70 [13] (0:12.65)	1:01.05 [13] (0:12.85)	0:48.20 [13] (0:12.97)	0:35.23 [13] (0:11.71)	0:35.23	+0	
13	9 GENERAL BARCA Michael Rodd	8	63.3 600m	0:11.65 400m	1:55.21 [13] (0:15.00)	1:40.21 [9] (0:12.62)	1:27.59 [10] (0:12.99)	1:14.60 [10] (0:12.73)	1:01.87 [10] (0:12.93)	0:48.94 [11] (0:12.97)	0:35.97 [11] (0:11.86)	0:35.97	+1	

[] Ranking at each section and finish
 -:-:-:- No data available at this section
 NA No data available

SCN Saddle cloth number
 DNF Did not finish
 DNT Did not track



Sunshine Coast QLD Professional

Race 5: HIGGINS COATINGS Class 3 Plate - 1800m

10 August 2024 - 13:58



Track Rating: Soft 6, Weather: Overcast, Rail Position: True

Section				400m	200m			Last 600m			
Field Times				0:23.88 (0:11.79)	0:12.09 (0:12.09)			0:35.85			
Rank	TAB	Horse/Jockey	Barrier	Top Speed [km/h]	Fastest Section	Margin				Distance Travelled [m]	
1	5	ZAPHOD Andrew Mallyon	9	63.5 400m	0:11.53 400m	0:23.62 [3] (0:11.53)	0:12.09 [1] (0:12.09)	1:53.71			0:35.57
2	2	COUNTER Ryan Maloney	3	64.5 400m	0:11.41 400m	0:23.57 [6] (0:11.41)	0:12.16 [3] (0:12.16)	1.3L			0:35.52 +1
3	1	SPRAY GUN Cody Collis	5	63.7 400m	0:11.36 400m	0:23.49 [8] (0:11.36)	0:12.13 [6] (0:12.13)	1.8L			0:35.35 -4
4	3	HECTOR DE MARIS Cejay Graham	11	62.3 Overall	0:11.86 400m	0:24.18 [2] (0:11.86)	0:12.32 [4] (0:12.32)	2.2L			0:36.20 +2
5	7	KISSED BY EVIE Boris Thornton	4	62.2 1600m	0:11.88 400m	0:24.36 [1] (0:11.88)	0:12.48 [2] (0:12.48)	2.3L			0:36.33 -6
6	13	SIMPLY REFUSE Bailey Wheeler	7	65.5 400m	0:11.27 400m	0:23.46 [10] (0:11.27)	0:12.19 [8] (0:12.19)	3.3L			0:35.33 -6
7	6	HALLSIDE MARTINI Taylor Marshall	10	63.8 400m	0:11.49 400m	0:23.94 [7] (0:11.49)	0:12.45 [7] (0:12.45)	3.7L			0:35.76 -6
8	12	IMARICHGIRL Angela Jones	6	63.8 400m	0:11.55 400m	0:23.78 [9] (0:11.55)	0:12.23 [10] (0:12.23)	4.5L			0:35.63 +0
9	8	SUPER CHILLED James Orman	12	65.3 400m	0:11.40 400m	0:23.58 [11] (0:11.40)	0:12.18 [11] (0:12.18)	4.6L			0:35.31 +3
10	11	NOTACLUEHOWORWHO Nikita Beriman	1	62.1 400m	0:11.80 400m	0:24.57 [4] (0:11.80)	0:12.77 [5] (0:12.77)	4.8L			0:36.54 -6

[] Ranking at each section and finish
 -:-:- No data available at this section
 NA No data available

SCN Saddle cloth number
 DNF Did not finish
 DNT Did not track



Sunshine Coast QLD Professional
Race 5: HIGGINS COATINGS Class 3 Plate - 1800m
10 August 2024 - 13:58



Track Rating: Soft 6, Weather: Overcast, Rail Position: True

Section		400m	200m			Last 600m			
Field Times		0:23.88 (0:11.79)	0:12.09 (0:12.09)			0:35.85			
Rank	TAB Horse/Jockey	Barrier	Top Speed [km/h]	Fastest Section	Margin	Distance Travelled [m]			
11	10 HIGHLAND HILL Noel Callow	2	62.3 600m	0:11.87 400m	0:24.58 [5] (0:11.87)	0:12.71 [9] (0:12.71)	6.3L	0:36.46	-7
12	4 PORT MOURANT Emily Lang	13	64.6 400m	0:11.38 400m	0:23.52 [13] (0:11.38)	0:12.14 [13] (0:12.14)	6.5L	0:35.23	+0
13	9 GENERAL BARCA Michael Rodd	8	63.3 600m	0:11.65 400m	0:24.11 [12] (0:11.65)	0:12.46 [12] (0:12.46)	7.8L	0:35.97	+1

[] Ranking at each section and finish
 -:-:-:- No data available at this section
 NA No data available

SCN Saddle cloth number
 DNF Did not finish
 DNT Did not track



Horse/Jockey Name	Zaphod
Final Rank	1
Fastest Section Time (Section)	0:11.53 (400m)
Top Speed [km/h] (Section)	63.5 (400m)
Race State	Finished



Sunshine Coast QLD Professional

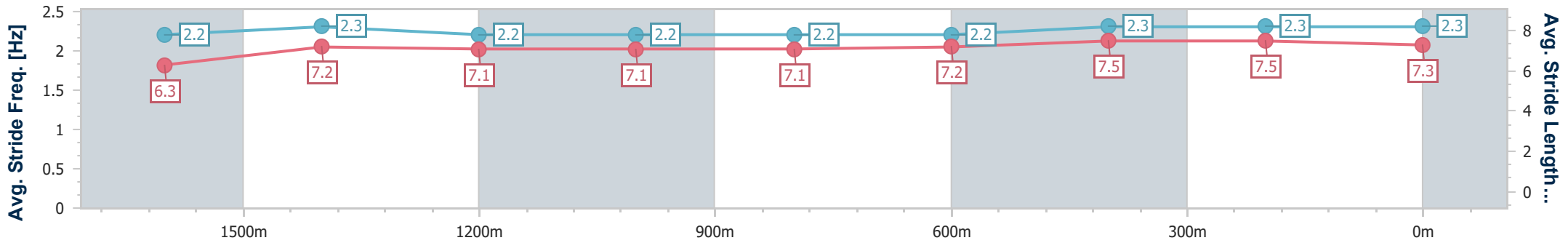
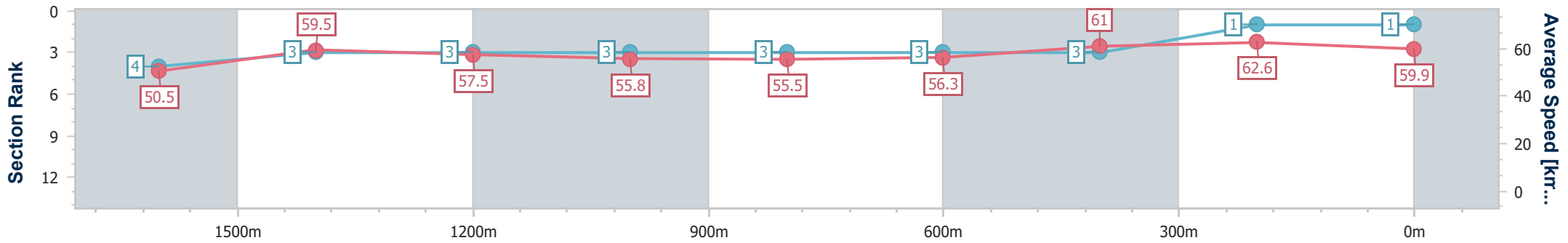
Race 5: HIGGINS COATINGS Class 3 Plate - 1800m



10 August 2024 - 13:58

Track Rating: Soft 6, Weather: Overcast, Rail Position: True

Section	Overall	1600m	1400m	1200m	1000m	800m	600m	400m	200m
Section Times	1:53.71 [1] (0:14.34)	1:39.37 [4] (0:12.24)	1:27.13 [3] (0:12.60)	1:14.53 [3] (0:12.95)	1:01.58 [3] (0:13.06)	0:48.52 [3] (0:12.95)	0:35.57 [3] (0:11.95)	0:23.62 [3] (0:11.53)	0:12.09 [1] (0:12.09)
Average Speed [km/h]	50.5	59.5	57.5	55.8	55.5	56.3	61.0	62.6	59.9
Top Speed [km/h]	61.3	62.0	60.0	56.3	56.2	59.1	62.3	63.5	61.9
Avg. Dist. to Rail [m]	8.7	2.6	3.1	3.3	3.3	2.3	2.3	6.1	8.5
Avg. Stride Freq. [Hz]	2.2	2.3	2.2	2.2	2.2	2.2	2.3	2.3	2.3
Avg. Stride Length [m]	6.3	7.2	7.1	7.1	7.1	7.2	7.5	7.5	7.3



- [] Ranking at each section and finish
- .-.- No data available at this section
- NA No data available



Horse/Jockey Name	Counter
Final Rank	2
Fastest Section Time (Section)	0:11.41 (400m)
Top Speed [km/h] (Section)	64.5 (400m)
Race State	Finished



Sunshine Coast QLD Professional

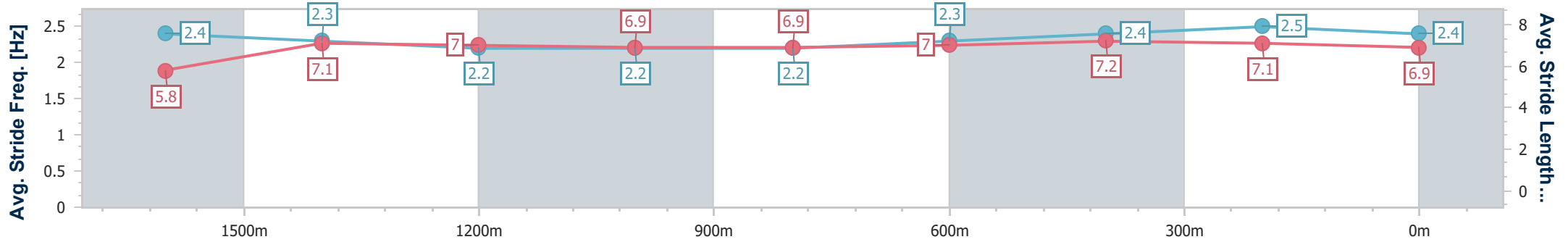
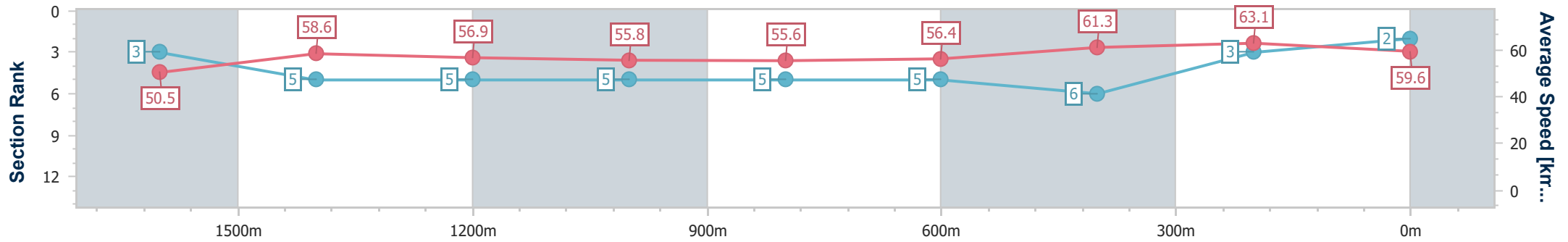
Race 5: HIGGINS COATINGS Class 3 Plate - 1800m

10 August 2024 - 13:58

Track Rating: Soft 6, Weather: Overcast, Rail Position: True



Section	Overall	1600m	1400m	1200m	1000m	800m	600m	400m	200m
Section Times	1:53.97 [2] (0:14.32)	1:39.65 [3] (0:12.43)	1:27.22 [5] (0:12.75)	1:14.47 [5] (0:12.96)	1:01.51 [5] (0:13.06)	0:48.45 [5] (0:12.93)	0:35.52 [5] (0:11.95)	0:23.57 [6] (0:11.41)	0:12.16 [3] (0:12.16)
Average Speed [km/h]	50.5	58.6	56.9	55.8	55.6	56.4	61.3	63.1	59.6
Top Speed [km/h]	60.0	59.9	58.6	57.4	56.2	59.4	63.2	64.5	61.2
Avg. Dist. to Rail [m]	4.8	3.1	3.3	3.5	3.5	2.6	2.5	7.5	9.6
Avg. Stride Freq. [Hz]	2.4	2.3	2.2	2.2	2.2	2.3	2.4	2.5	2.4
Avg. Stride Length [m]	5.8	7.1	7.0	6.9	6.9	7.0	7.2	7.1	6.9



- [] Ranking at each section and finish
- .-.- No data available at this section
- NA No data available



Horse/Jockey Name	Spray Gun
Final Rank	3
Fastest Section Time (Section)	0:11.36 (400m)
Top Speed [km/h] (Section)	63.7 (400m)
Race State	Finished



Sunshine Coast QLD Professional

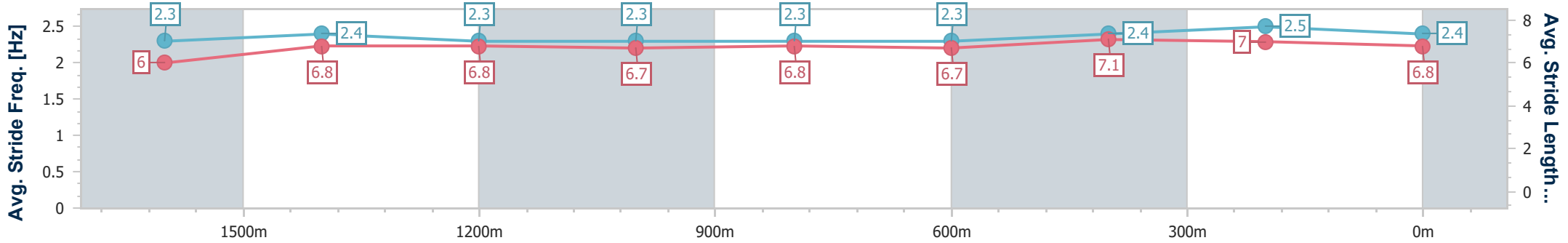
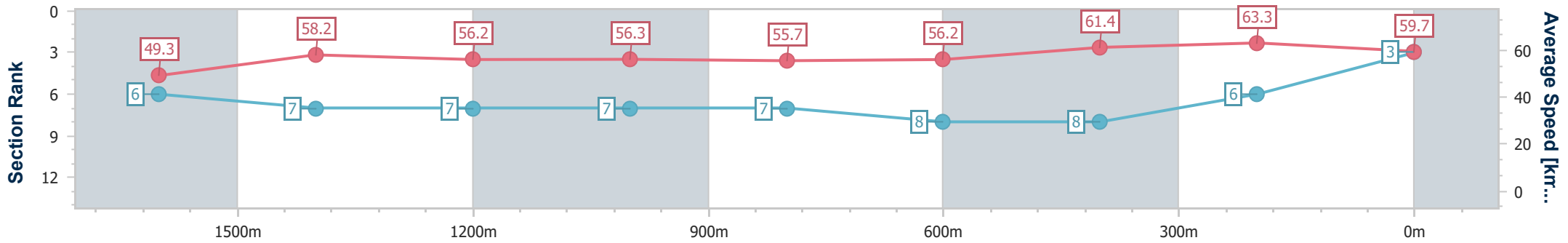
Race 5: HIGGINS COATINGS Class 3 Plate - 1800m



10 August 2024 - 13:58

Track Rating: Soft 6, Weather: Overcast, Rail Position: True

Section	Overall	1600m	1400m	1200m	1000m	800m	600m	400m	200m
Section Times	1:54.09 [3] (0:14.65)	1:39.44 [6] (0:12.39)	1:27.05 [7] (0:12.92)	1:14.13 [7] (0:12.79)	1:01.34 [7] (0:13.03)	0:48.31 [7] (0:12.96)	0:35.35 [8] (0:11.86)	0:23.49 [8] (0:11.36)	0:12.13 [6] (0:12.13)
Average Speed [km/h]	49.3	58.2	56.2	56.3	55.7	56.2	61.4	63.3	59.7
Top Speed [km/h]	59.7	59.7	58.5	58.7	56.7	60.0	63.4	63.7	62.2
Avg. Dist. to Rail [m]	6.0	1.6	2.3	2.8	2.9	1.7	1.9	7.2	10.3
Avg. Stride Freq. [Hz]	2.3	2.4	2.3	2.3	2.3	2.3	2.4	2.5	2.4
Avg. Stride Length [m]	6.0	6.8	6.8	6.7	6.8	6.7	7.1	7.0	6.8



- [] Ranking at each section and finish
- .-.- No data available at this section
- NA No data available



Horse/Jockey Name	Hector De Maris
Final Rank	4
Fastest Section Time (Section)	0:11.86 (400m)
Top Speed [km/h] (Section)	62.3 (Overall)
Race State	Finished



Sunshine Coast QLD Professional

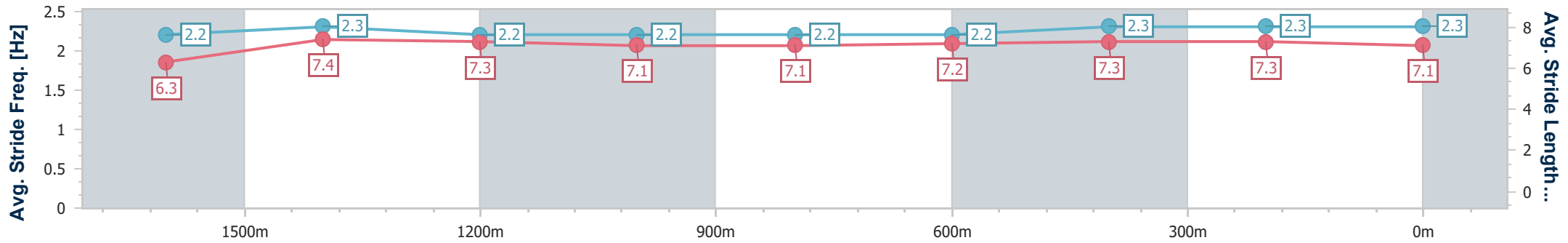
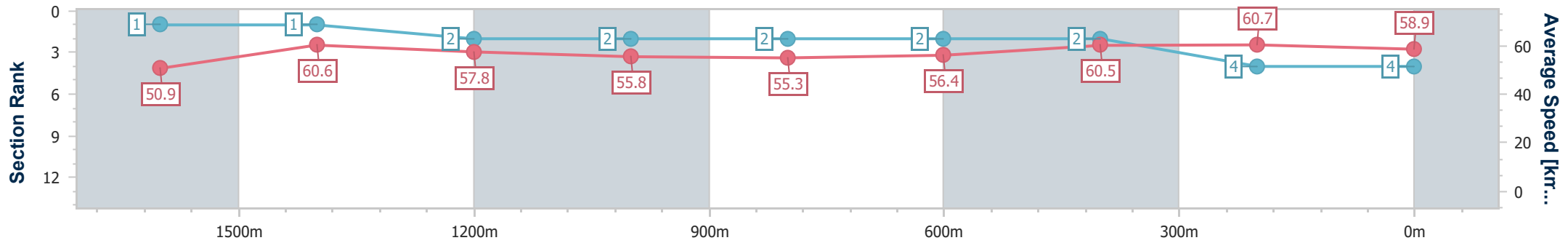
Race 5: HIGGINS COATINGS Class 3 Plate - 1800m



10 August 2024 - 13:58

Track Rating: Soft 6, Weather: Overcast, Rail Position: True

Section	Overall	1600m	1400m	1200m	1000m	800m	600m	400m	200m
Section Times	1:54.18 [4] (0:14.27)	1:39.91 [1] (0:12.11)	1:27.80 [1] (0:12.58)	1:15.22 [2] (0:12.96)	1:02.26 [2] (0:13.12)	0:49.14 [2] (0:12.94)	0:36.20 [2] (0:12.02)	0:24.18 [2] (0:11.86)	0:12.32 [4] (0:12.32)
Average Speed [km/h]	50.9	60.6	57.8	55.8	55.3	56.4	60.5	60.7	58.9
Top Speed [km/h]	62.3	61.8	59.1	56.6	55.9	59.5	61.2	61.1	60.1
Avg. Dist. to Rail [m]	11.4	5.0	3.7	3.5	3.4	2.6	2.0	5.2	6.3
Avg. Stride Freq. [Hz]	2.2	2.3	2.2	2.2	2.2	2.2	2.3	2.3	2.3
Avg. Stride Length [m]	6.3	7.4	7.3	7.1	7.1	7.2	7.3	7.3	7.1



- [] Ranking at each section and finish
- .-.- No data available at this section
- NA No data available



Horse/Jockey Name	Kissed By Evie
Final Rank	5
Fastest Section Time (Section)	0:11.88 (400m)
Top Speed [km/h] (Section)	62.2 (1600m)
Race State	Finished



Sunshine Coast QLD Professional

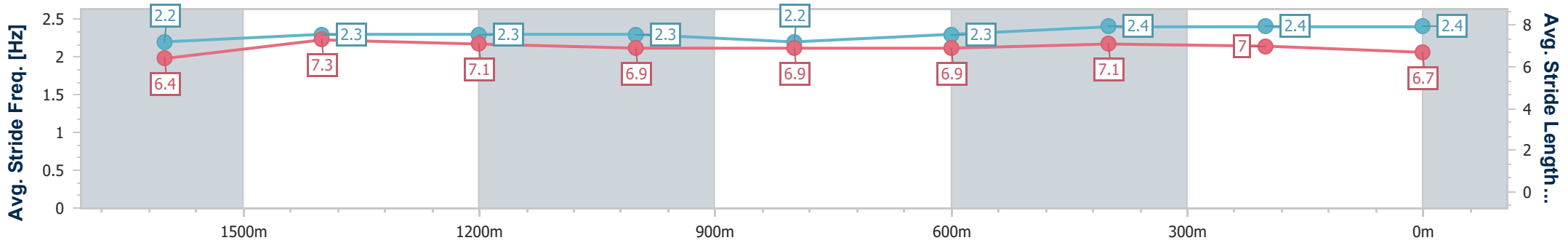
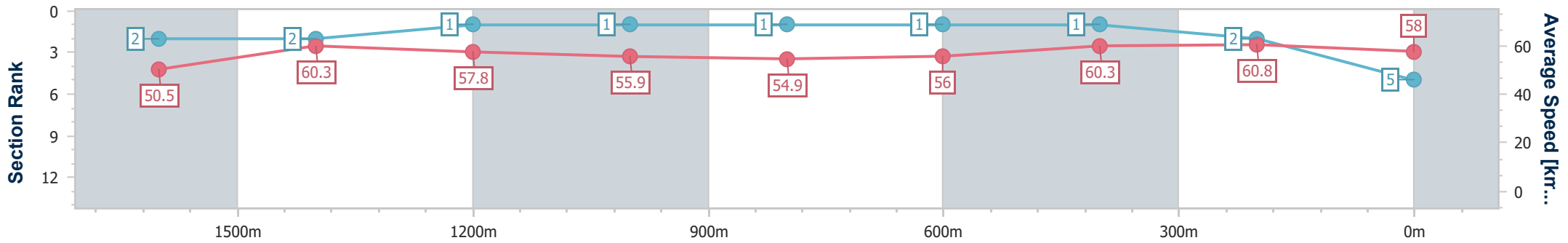
Race 5: HIGGINS COATINGS Class 3 Plate - 1800m



10 August 2024 - 13:58

Track Rating: Soft 6, Weather: Overcast, Rail Position: True

Section	Overall	1600m	1400m	1200m	1000m	800m	600m	400m	200m
Section Times	1:54.19 [5] (0:14.32)	1:39.87 [2] (0:12.12)	1:27.75 [2] (0:12.49)	1:15.26 [1] (0:12.93)	1:02.33 [1] (0:13.13)	0:49.20 [1] (0:12.87)	0:36.33 [1] (0:11.97)	0:24.36 [1] (0:11.88)	0:12.48 [2] (0:12.48)
Average Speed [km/h]	50.5	60.3	57.8	55.9	54.9	56.0	60.3	60.8	58.0
Top Speed [km/h]	61.9	62.2	59.5	56.7	55.9	58.1	61.9	62.0	60.0
Avg. Dist. to Rail [m]	6.0	2.9	2.5	1.9	1.5	0.3	0.6	5.1	8.8
Avg. Stride Freq. [Hz]	2.2	2.3	2.3	2.3	2.2	2.3	2.4	2.4	2.4
Avg. Stride Length [m]	6.4	7.3	7.1	6.9	6.9	6.9	7.1	7.0	6.7



- [] Ranking at each section and finish
- .-.- No data available at this section
- NA No data available



Horse/Jockey Name	Simply Refuse
Final Rank	6
Fastest Section Time (Section)	0:11.27 (400m)
Top Speed [km/h] (Section)	65.5 (400m)
Race State	Finished



Sunshine Coast QLD Professional

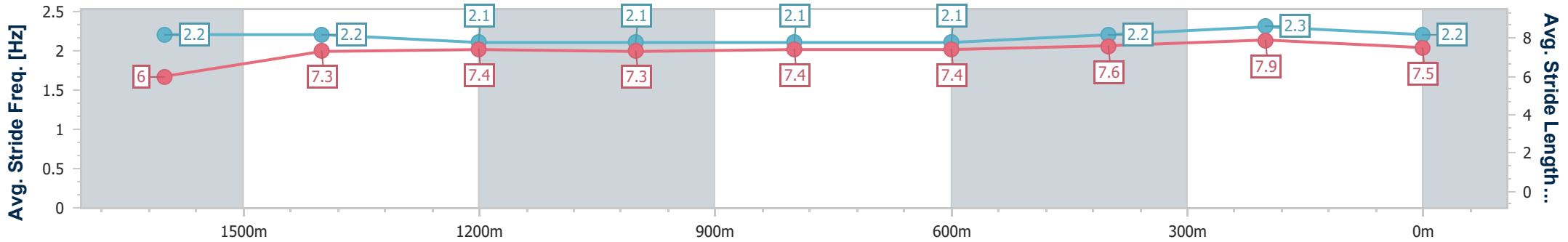
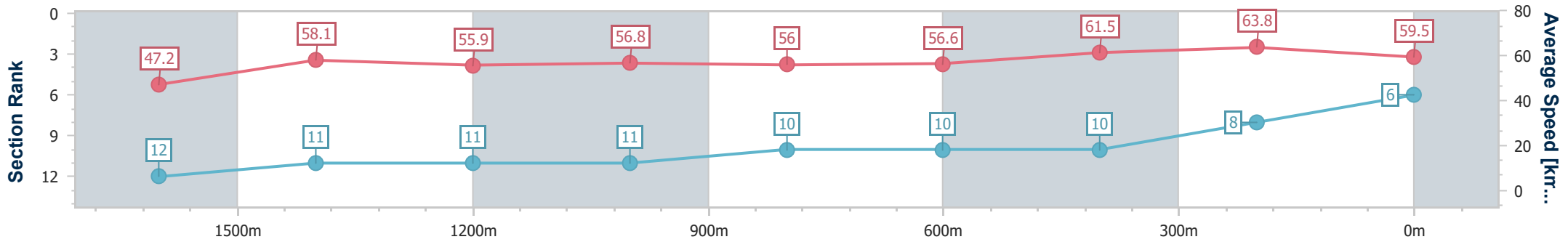
Race 5: HIGGINS COATINGS Class 3 Plate - 1800m



10 August 2024 - 13:58

Track Rating: Soft 6, Weather: Overcast, Rail Position: True

Section	Overall	1600m	1400m	1200m	1000m	800m	600m	400m	200m			
Section Times	1:54.39 [6] (0:15.30)	1:39.09 [12] (0:12.39)	1:26.70 [11] (0:12.98)	1:13.72 [11] (0:12.68)	1:01.04 [11] (0:12.88)	0:48.16 [10] (0:12.83)	0:35.33 [10] (0:11.87)	0:23.46 [10] (0:11.27)	0:12.19 [8] (0:12.19)			
Average Speed [km/h]	47.2	58.1	55.9	56.8	56.0	56.6	61.5	63.8	59.5			
Top Speed [km/h]	59.7	59.5	57.7	57.7	57.0	59.7	64.3	65.5	61.6			
Avg. Dist. to Rail [m]	5.5	1.0	1.6	1.5	1.6	0.9	2.4	6.8	9.1			
Avg. Stride Freq. [Hz]	2.2	2.2	2.1	2.1	2.1	2.1	2.2	2.3	2.2			
Avg. Stride Length [m]	6.0	7.3	7.4	7.3	7.4	7.4	7.4	7.9	7.5			



- [] Ranking at each section and finish
- .-.- No data available at this section
- NA No data available



Horse/Jockey Name	Hallside Martini
Final Rank	7
Fastest Section Time (Section)	0:11.49 (400m)
Top Speed [km/h] (Section)	63.8 (400m)
Race State	Finished



Sunshine Coast QLD Professional

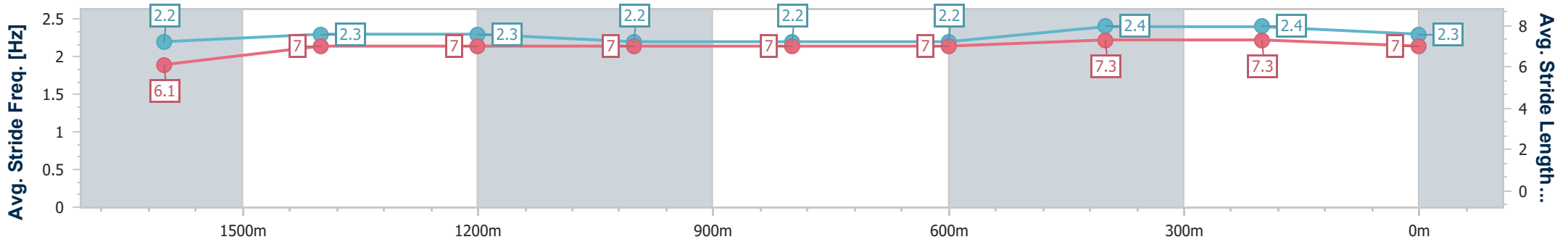
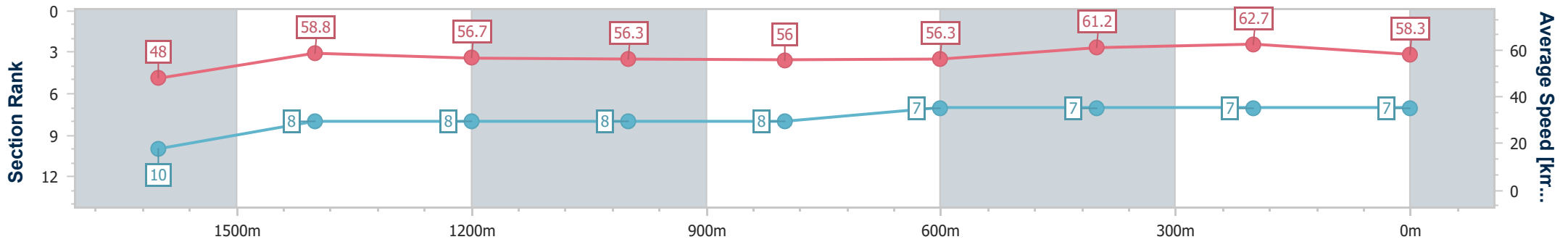
Race 5: HIGGINS COATINGS Class 3 Plate - 1800m



10 August 2024 - 13:58

Track Rating: Soft 6, Weather: Overcast, Rail Position: True

Section	Overall	1600m	1400m	1200m	1000m	800m	600m	400m	200m
Section Times	1:54.47 [7] (0:15.02)	1:39.45 [10] (0:12.30)	1:27.15 [8] (0:12.78)	1:14.37 [8] (0:12.79)	1:01.58 [8] (0:12.92)	0:48.66 [8] (0:12.90)	0:35.76 [7] (0:11.82)	0:23.94 [7] (0:11.49)	0:12.45 [7] (0:12.45)
Average Speed [km/h]	48.0	58.8	56.7	56.3	56.0	56.3	61.2	62.7	58.3
Top Speed [km/h]	59.2	60.2	57.5	57.8	57.0	60.0	62.3	63.8	61.3
Avg. Dist. to Rail [m]	6.9	1.3	2.1	2.3	2.1	1.3	1.1	6.7	9.4
Avg. Stride Freq. [Hz]	2.2	2.3	2.3	2.2	2.2	2.2	2.4	2.4	2.3
Avg. Stride Length [m]	6.1	7.0	7.0	7.0	7.0	7.0	7.3	7.3	7.0



- [] Ranking at each section and finish
- .-.- No data available at this section
- NA No data available



Horse/Jockey Name	Imarichgirl
Final Rank	8
Fastest Section Time (Section)	0:11.55 (400m)
Top Speed [km/h] (Section)	63.8 (400m)
Race State	Finished



Sunshine Coast QLD Professional

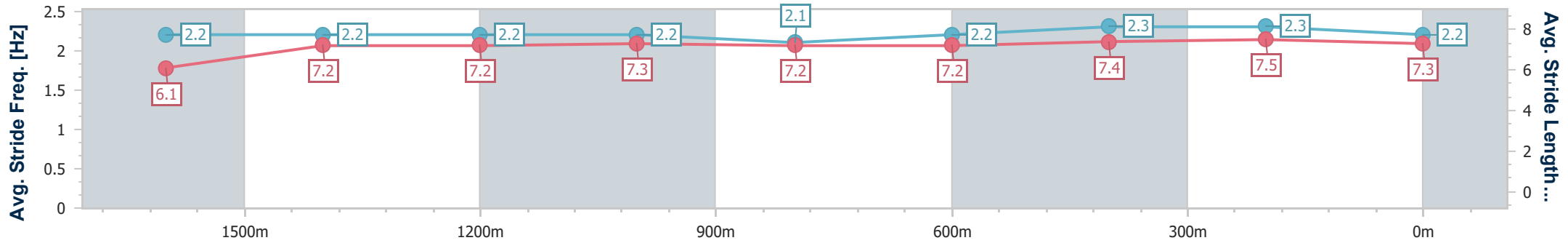
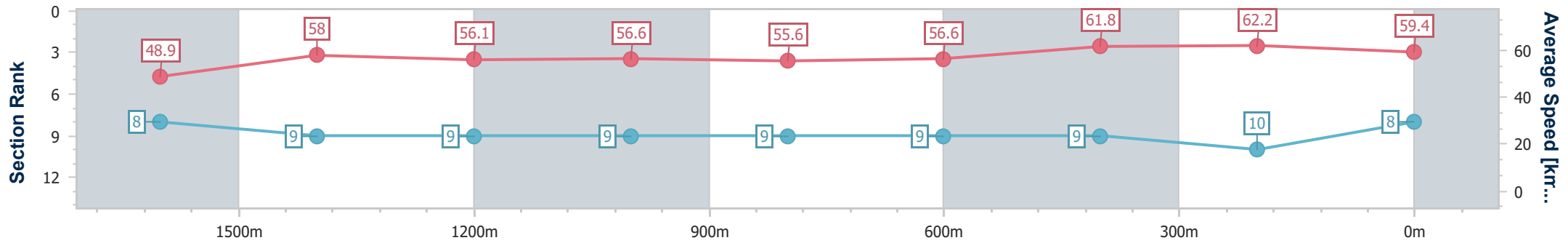
Race 5: HIGGINS COATINGS Class 3 Plate - 1800m



10 August 2024 - 13:58

Track Rating: Soft 6, Weather: Overcast, Rail Position: True

Section	Overall	1600m	1400m	1200m	1000m	800m	600m	400m	200m			
Section Times	1:54.62 [8] (0:14.84)	1:39.78 [8] (0:12.50)	1:27.28 [9] (0:12.95)	1:14.33 [9] (0:12.77)	1:01.56 [9] (0:13.06)	0:48.50 [9] (0:12.87)	0:35.63 [9] (0:11.85)	0:23.78 [9] (0:11.55)	0:12.23 [10] (0:12.23)			
Average Speed [km/h]	48.9	58.0	56.1	56.6	55.6	56.6	61.8	62.2	59.4			
Top Speed [km/h]	58.8	59.4	58.0	58.2	56.6	60.1	63.2	63.8	61.5			
Avg. Dist. to Rail [m]	7.8	2.9	3.5	3.7	3.6	2.0	2.5	8.3	10.6			
Avg. Stride Freq. [Hz]	2.2	2.2	2.2	2.2	2.1	2.2	2.3	2.3	2.2			
Avg. Stride Length [m]	6.1	7.2	7.2	7.3	7.2	7.2	7.4	7.5	7.3			



- [] Ranking at each section and finish
- .-.- No data available at this section
- NA No data available



Horse/Jockey Name	Super Chilled
Final Rank	9
Fastest Section Time (Section)	0:11.40 (400m)
Top Speed [km/h] (Section)	65.3 (400m)
Race State	Finished



Sunshine Coast QLD Professional

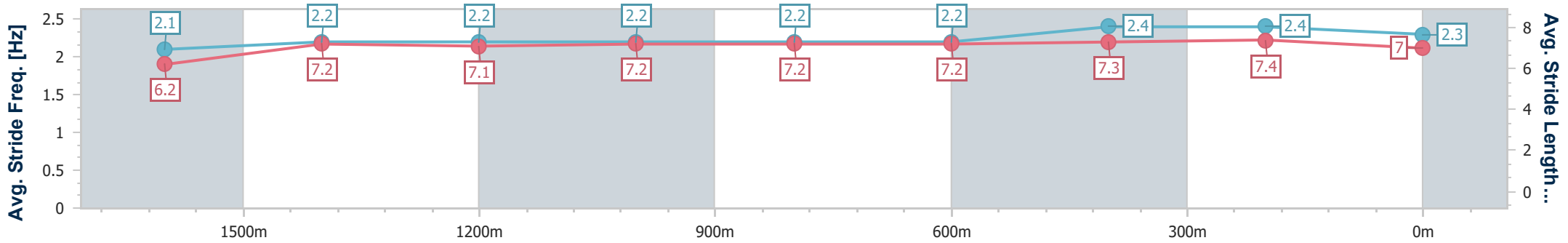
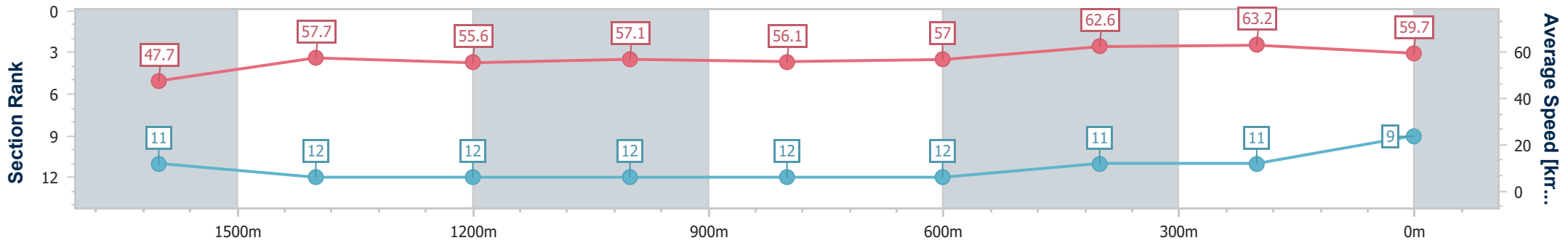
Race 5: HIGGINS COATINGS Class 3 Plate - 1800m



10 August 2024 - 13:58

Track Rating: Soft 6, Weather: Overcast, Rail Position: True

Section	Overall	1600m	1400m	1200m	1000m	800m	600m	400m	200m			
Section Times	1:54.63 [9] (0:15.20)	1:39.43 [11] (0:12.64)	1:26.79 [12] (0:13.00)	1:13.79 [12] (0:12.71)	1:01.08 [12] (0:12.89)	0:48.19 [12] (0:12.88)	0:35.31 [12] (0:11.73)	0:23.58 [11] (0:11.40)	0:12.18 [11] (0:12.18)			
Average Speed [km/h]	47.7	57.7	55.6	57.1	56.1	57.0	62.6	63.2	59.7			
Top Speed [km/h]	58.8	58.7	57.2	57.7	57.6	61.1	65.2	65.3	62.1			
Avg. Dist. to Rail [m]	9.3	3.1	3.4	3.4	3.4	2.8	3.6	8.7	11.0			
Avg. Stride Freq. [Hz]	2.1	2.2	2.2	2.2	2.2	2.2	2.4	2.4	2.3			
Avg. Stride Length [m]	6.2	7.2	7.1	7.2	7.2	7.2	7.3	7.4	7.0			



- [] Ranking at each section and finish
- .-.-.- No data available at this section
- NA No data available



Horse/Jockey Name	Notacluehoworwho
Final Rank	10
Fastest Section Time (Section)	0:11.80 (400m)
Top Speed [km/h] (Section)	62.1 (400m)
Race State	Finished



Sunshine Coast QLD Professional

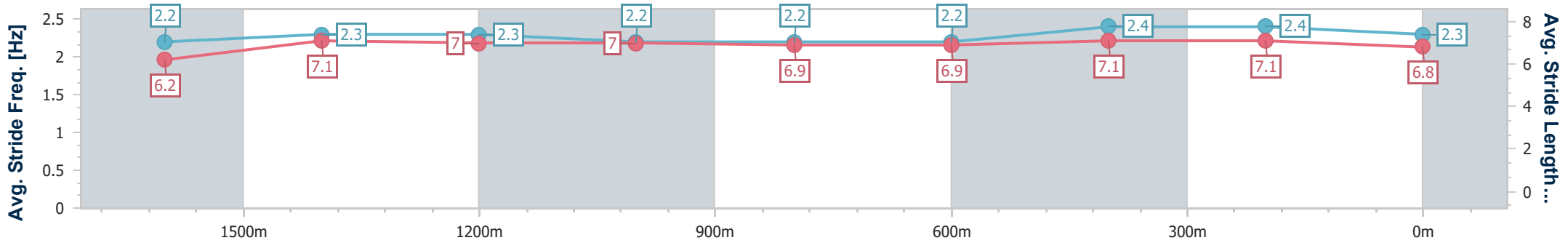
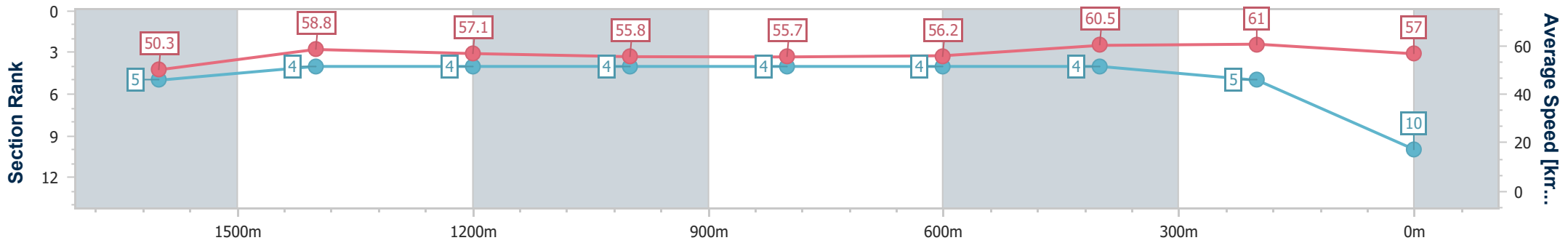
Race 5: HIGGINS COATINGS Class 3 Plate - 1800m



10 August 2024 - 13:58

Track Rating: Soft 6, Weather: Overcast, Rail Position: True

Section	Overall	1600m	1400m	1200m	1000m	800m	600m	400m	200m
Section Times	1:54.69 [10] (0:14.35)	1:40.34 [5] (0:12.31)	1:28.03 [4] (0:12.65)	1:15.38 [4] (0:12.95)	1:02.43 [4] (0:12.95)	0:49.48 [4] (0:12.94)	0:36.54 [4] (0:11.97)	0:24.57 [4] (0:11.80)	0:12.77 [5] (0:12.77)
Average Speed [km/h]	50.3	58.8	57.1	55.8	55.7	56.2	60.5	61.0	57.0
Top Speed [km/h]	61.1	60.0	57.6	56.8	57.0	58.8	61.8	62.1	59.1
Avg. Dist. to Rail [m]	3.5	1.5	1.7	2.3	2.2	1.4	1.0	4.8	6.6
Avg. Stride Freq. [Hz]	2.2	2.3	2.3	2.2	2.2	2.2	2.4	2.4	2.3
Avg. Stride Length [m]	6.2	7.1	7.0	7.0	6.9	6.9	7.1	7.1	6.8



- [] Ranking at each section and finish
- .-.- No data available at this section
- NA No data available



Horse/Jockey Name	Highland Hill
Final Rank	11
Fastest Section Time (Section)	0:11.87 (400m)
Top Speed [km/h] (Section)	62.3 (600m)
Race State	Finished



Sunshine Coast QLD Professional

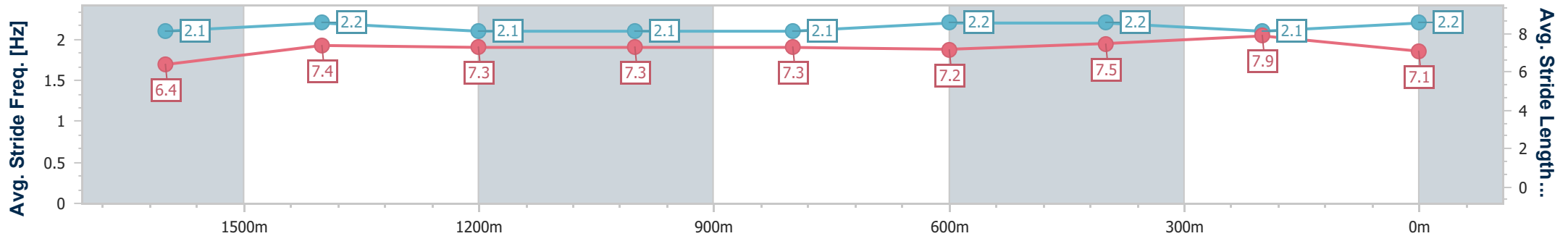
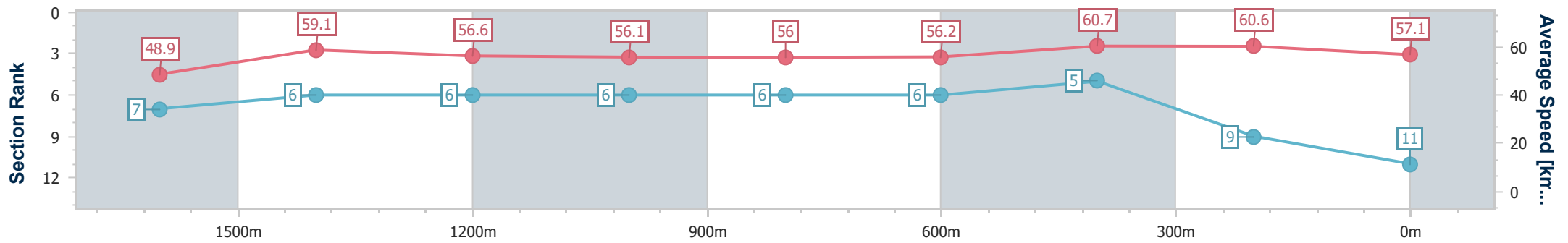
Race 5: HIGGINS COATINGS Class 3 Plate - 1800m



10 August 2024 - 13:58

Track Rating: Soft 6, Weather: Overcast, Rail Position: True

Section	Overall	1600m	1400m	1200m	1000m	800m	600m	400m	200m
Section Times	1:54.96 [11] (0:14.75)	1:40.21 [7] (0:12.23)	1:27.98 [6] (0:12.77)	1:15.21 [6] (0:12.89)	1:02.32 [6] (0:12.91)	0:49.41 [6] (0:12.95)	0:36.46 [6] (0:11.88)	0:24.58 [5] (0:11.87)	0:12.71 [9] (0:12.71)
Average Speed [km/h]	48.9	59.1	56.6	56.1	56.0	56.2	60.7	60.6	57.1
Top Speed [km/h]	60.4	60.4	57.6	57.0	56.5	59.5	62.3	62.2	59.3
Avg. Dist. to Rail [m]	3.8	1.4	1.8	2.3	2.2	1.6	0.4	2.0	3.4
Avg. Stride Freq. [Hz]	2.1	2.2	2.1	2.1	2.1	2.2	2.2	2.1	2.2
Avg. Stride Length [m]	6.4	7.4	7.3	7.3	7.3	7.2	7.5	7.9	7.1



- [] Ranking at each section and finish
- .-.- No data available at this section
- NA No data available



Horse/Jockey Name	Port Mourant
Final Rank	12
Fastest Section Time (Section)	0:11.38 (400m)
Top Speed [km/h] (Section)	64.6 (400m)
Race State	Finished



Sunshine Coast QLD Professional

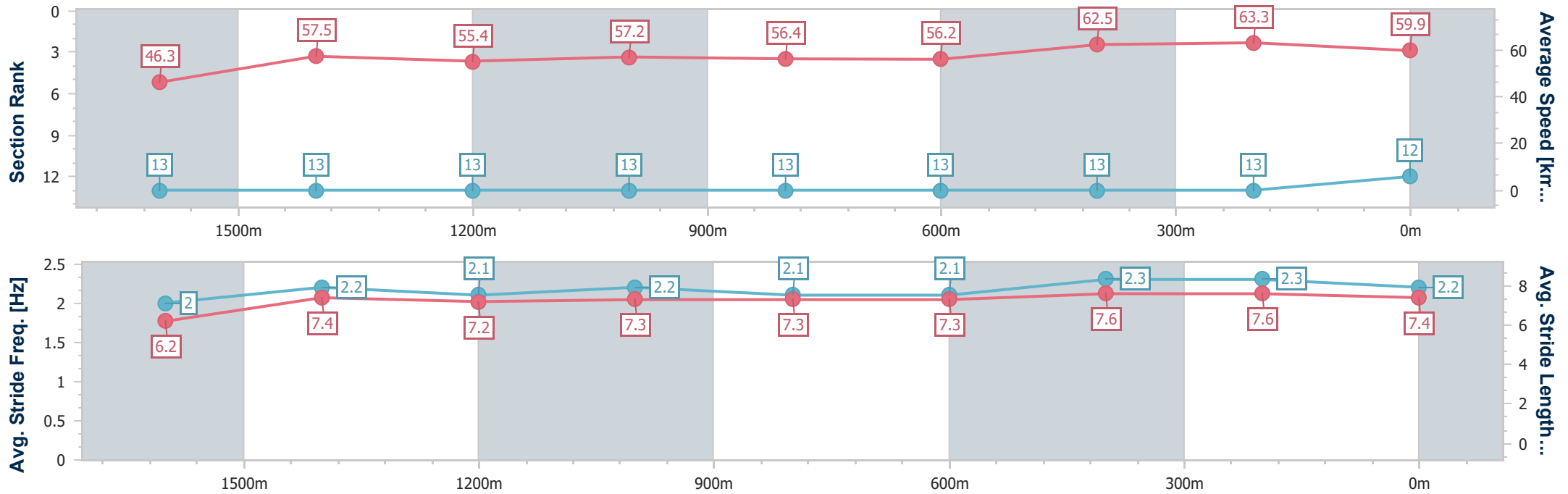
Race 5: HIGGINS COATINGS Class 3 Plate - 1800m



10 August 2024 - 13:58

Track Rating: Soft 6, Weather: Overcast, Rail Position: True

Section	Overall	1600m	1400m	1200m	1000m	800m	600m	400m	200m			
Section Times	1:54.99 [12] (0:15.67)	1:39.32 [13] (0:12.62)	1:26.70 [13] (0:13.00)	1:13.70 [13] (0:12.65)	1:01.05 [13] (0:12.85)	0:48.20 [13] (0:12.97)	0:35.23 [13] (0:11.71)	0:23.52 [13] (0:11.38)	0:12.14 [13] (0:12.14)			
Average Speed [km/h]	46.3	57.5	55.4	57.2	56.4	56.2	62.5	63.3	59.9			
Top Speed [km/h]	56.7	58.4	56.7	58.6	57.7	60.2	63.8	64.6	62.3			
Avg. Dist. to Rail [m]	10.8	1.6	2.0	2.5	3.0	2.2	2.5	10.1	13.1			
Avg. Stride Freq. [Hz]	2.0	2.2	2.1	2.2	2.1	2.1	2.3	2.3	2.2			
Avg. Stride Length [m]	6.2	7.4	7.2	7.3	7.3	7.3	7.6	7.6	7.4			



- [] Ranking at each section and finish
- .-.- No data available at this section
- NA No data available



Horse/Jockey Name	General Barca
Final Rank	13
Fastest Section Time (Section)	0:11.65 (400m)
Top Speed [km/h] (Section)	63.3 (600m)
Race State	Finished



Sunshine Coast QLD Professional

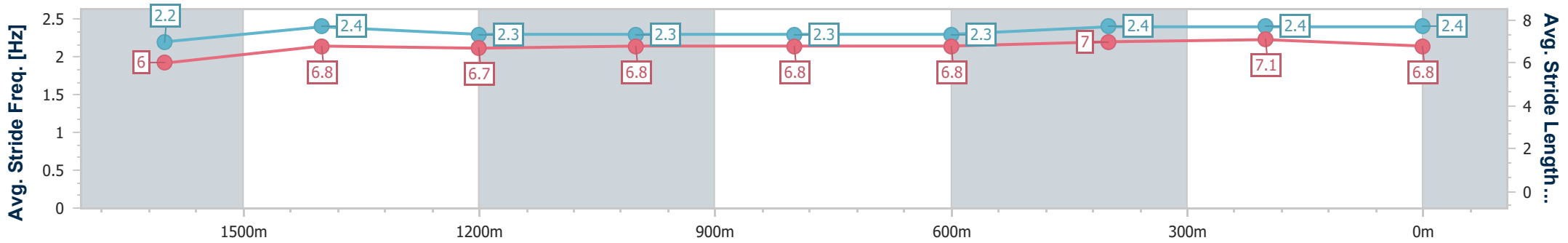
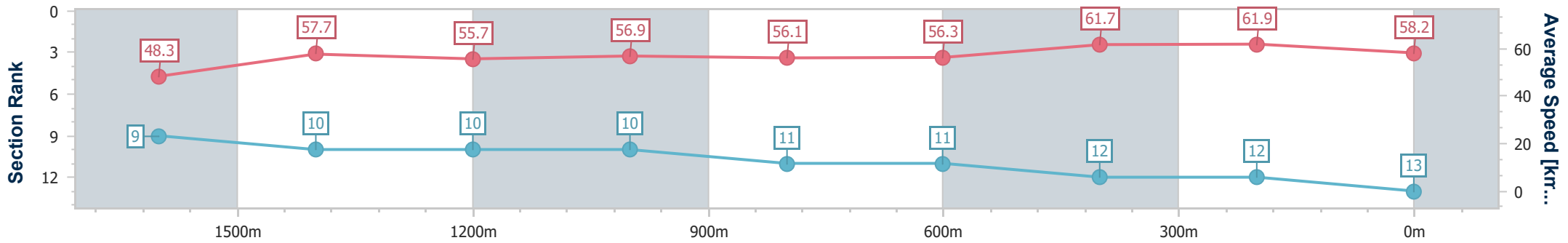
Race 5: HIGGINS COATINGS Class 3 Plate - 1800m



10 August 2024 - 13:58

Track Rating: Soft 6, Weather: Overcast, Rail Position: True

Section	Overall	1600m	1400m	1200m	1000m	800m	600m	400m	200m			
Section Times	1:55.21 [13] (0:15.00)	1:40.21 [9] (0:12.62)	1:27.59 [10] (0:12.99)	1:14.60 [10] (0:12.73)	1:01.87 [10] (0:12.93)	0:48.94 [11] (0:12.97)	0:35.97 [11] (0:11.86)	0:24.11 [12] (0:11.65)	0:12.46 [12] (0:12.46)			
Average Speed [km/h]	48.3	57.7	55.7	56.9	56.1	56.3	61.7	61.9	58.2			
Top Speed [km/h]	58.4	58.5	57.6	57.4	57.6	59.2	63.3	62.8	60.5			
Avg. Dist. to Rail [m]	8.4	3.2	3.3	3.5	3.4	2.6	2.5	7.0	7.9			
Avg. Stride Freq. [Hz]	2.2	2.4	2.3	2.3	2.3	2.3	2.4	2.4	2.4			
Avg. Stride Length [m]	6.0	6.8	6.7	6.8	6.8	6.8	7.0	7.1	6.8			



- [] Ranking at each section and finish
- .-.- No data available at this section
- NA No data available



Sunshine Coast QLD Professional

Race 6: BARRIER REEF POOLS OPEN Handicap - 1400m

10 August 2024 - 14:33



Track Rating: Soft 6, Weather: Overcast, Rail Position: True

Section		Overall	1200m	1000m	800m	600m	400m	Last 600m				
Field Times		1:24.95 (0:13.36)	1:11.59 (0:11.02)	1:00.57 (0:11.64)	0:48.93 (0:12.17)	0:36.76 (0:12.18)	0:24.58 (0:11.95)	0:36.76				
Rank	TAB Horse/Jockey	Barrier	Top Speed [km/h]	Fastest Section								Distance Travelled [m]
1	4 ESSONNE Bailey Wheeler	2	67.0	0:11.12	1:24.95 [1] (0:13.78)	1:11.17 [5] (0:11.12)	1:00.05 [6] (0:11.82)	0:48.23 [6] (0:12.24)	0:35.99 [7] (0:12.00)	0:23.99 [5] (0:11.66)	0:35.99	
2	8 ATMOSPHERE Taylor Marshall	8	69.4	0:11.00	1:25.01 [2] (0:13.38)	1:11.63 [2] (0:11.00)	1:00.63 [1] (0:11.64)	0:48.99 [1] (0:12.17)	0:36.82 [1] (0:12.18)	0:24.64 [1] (0:11.95)	0:36.82	-1
3	2 IRISH SONGS Michael Rodd	3	66.7	0:11.04	1:25.40 [3] (0:13.84)	1:11.56 [6] (0:11.04)	1:00.52 [5] (0:11.82)	0:48.70 [5] (0:12.22)	0:36.48 [5] (0:12.12)	0:24.36 [6] (0:11.72)	0:36.48	-2
4	7 FLYING TRAPEZE Cejay Graham	7	67.3	0:11.12	1:25.46 [4] (0:13.42)	1:12.04 [3] (0:11.12)	1:00.92 [2] (0:11.94)	0:48.98 [4] (0:12.31)	0:36.67 [4] (0:12.11)	0:24.56 [4] (0:11.82)	0:36.67	-1
5	1 LEGAL ESPRIT Melea Castle	6	65.3	0:11.15	1:25.52 [5] (0:13.85)	1:11.67 [7] (0:11.15)	1:00.52 [7] (0:11.78)	0:48.74 [7] (0:12.18)	0:36.56 [6] (0:12.12)	0:24.44 [8] (0:11.85)	0:36.56	+5
6	6 HOT SPRING GOLD Nikita Beriman	4	66.9	0:11.00	1:25.77 [6] (0:14.26)	1:11.51 [8] (0:11.00)	1:00.51 [8] (0:11.72)	0:48.79 [8] (0:12.08)	0:36.71 [8] (0:12.01)	0:24.70 [7] (0:11.94)	0:36.71	+1
7	3 DEEPOUR James Orman	1	67.5	0:11.22	1:26.07 [7] (0:13.36)	1:12.71 [1] (0:11.22)	1:01.49 [3] (0:11.69)	0:49.80 [3] (0:12.32)	0:37.48 [3] (0:12.02)	0:25.46 [2] (0:11.77)	0:37.48	+0
8	5 CHATTY LADY Angela Jones	5	68.1	0:10.84	1:27.22 [8] (0:13.75)	1:13.47 [4] (0:10.84)	1:02.63 [4] (0:11.56)	0:51.07 [2] (0:12.42)	0:38.65 [2] (0:12.32)	0:26.33 [3] (0:12.42)	0:38.65	+3

[] Ranking at each section and finish
 -:-:- No data available at this section
 NA No data available

SCN Saddle cloth number
 DNF Did not finish
 DNT Did not track



Sunshine Coast QLD Professional

Race 6: BARRIER REEF POOLS OPEN Handicap - 1400m

10 August 2024 - 14:33



Track Rating: Soft 6, Weather: Overcast, Rail Position: True

Section							200m			Last 600m
Field Times							0:12.63 (0:12.63)			0:36.76
Rank	TAB	Horse/Jockey	Barrier	Top Speed [km/h]	Fastest Section	Margin			Distance Travelled [m]	
1	4	ESSONNE Bailey Wheeler	2	67.0 Overall	0:11.12 1200m	0:12.33 [3] (0:12.33)	1:24.95		0:35.99	
2	8	ATMOSPHERE Taylor Marshall	8	69.4 1200m	0:11.00 1200m	0:12.69 [1] (0:12.69)	0.2L		0:36.82 -1	
3	2	IRISH SONGS Michael Rodd	3	66.7 1200m	0:11.04 1200m	0:12.64 [5] (0:12.64)	2.5L		0:36.48 -2	
4	7	FLYING TRAPEZE Cejay Graham	7	67.3 1200m	0:11.12 1200m	0:12.74 [4] (0:12.74)	2.7L		0:36.67 -1	
5	1	LEGAL ESPRIT Melea Castle	6	65.3 Overall	0:11.15 1200m	0:12.59 [6] (0:12.59)	2.9L		0:36.56 +5	
6	6	HOT SPRING GOLD Nikita Beriman	4	66.9 1200m	0:11.00 1200m	0:12.76 [7] (0:12.76)	4.2L		0:36.71 +1	
7	3	DEEPOUR James Orman	1	67.5 Overall	0:11.22 1200m	0:13.69 [2] (0:13.69)	6L		0:37.48 +0	
8	5	CHATTY LADY Angela Jones	5	68.1 1200m	0:10.84 1200m	0:13.91 [8] (0:13.91)	12.8L		0:38.65 +3	

[] Ranking at each section and finish
 -:-:- No data available at this section
 NA No data available

SCN Saddle cloth number
 DNF Did not finish
 DNT Did not track



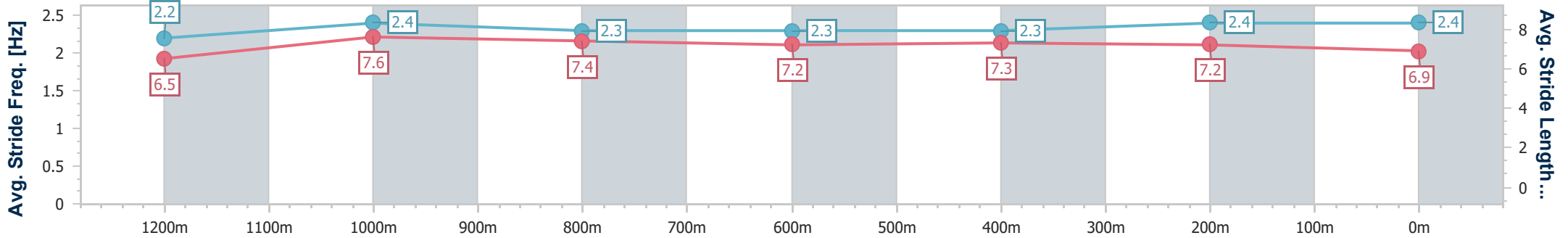
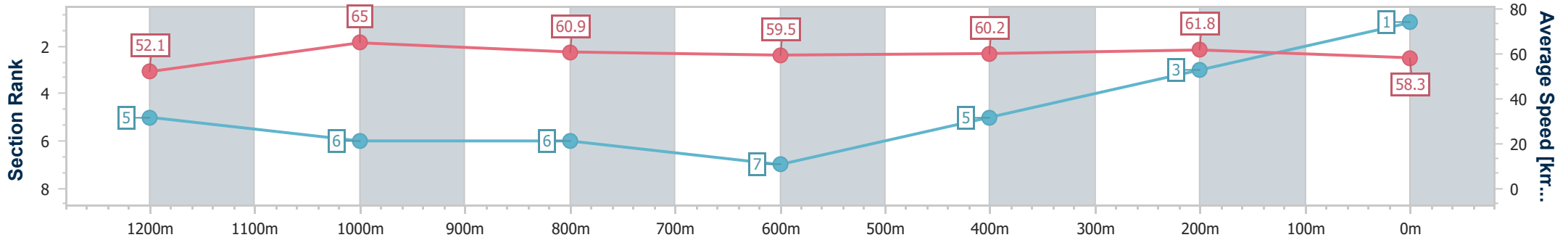
Horse/Jockey Name	Essonne
Final Rank	1
Fastest Section Time (Section)	0:11.12 (1200m)
Top Speed [km/h] (Section)	67.0 (Overall)
Race State	Finished



Sunshine Coast QLD Professional
 Race 6: BARRIER REEF POOLS OPEN Handicap - 1400m
 10 August 2024 - 14:33
 Track Rating: Soft 6, Weather: Overcast, Rail Position: True



Section	Overall	1200m	1000m	800m	600m	400m	200m
Section Times	1:24.95 [1] (0:13.78)	1:11.17 [5] (0:11.12)	1:00.05 [6] (0:11.82)	0:48.23 [6] (0:12.24)	0:35.99 [7] (0:12.00)	0:23.99 [5] (0:11.66)	0:12.33 [3] (0:12.33)
Average Speed [km/h]	52.1	65.0	60.9	59.5	60.2	61.8	58.3
Top Speed [km/h]	67.0	66.9	63.2	60.6	61.5	63.4	60.9
Avg. Dist. to Rail [m]	6.3	2.7	1.8	1.6	0.8	5.7	6.4
Avg. Stride Freq. [Hz]	2.2	2.4	2.3	2.3	2.3	2.4	2.4
Avg. Stride Length [m]	6.5	7.6	7.4	7.2	7.3	7.2	6.9



- [] Ranking at each section and finish
- .-.- No data available at this section
- NA No data available



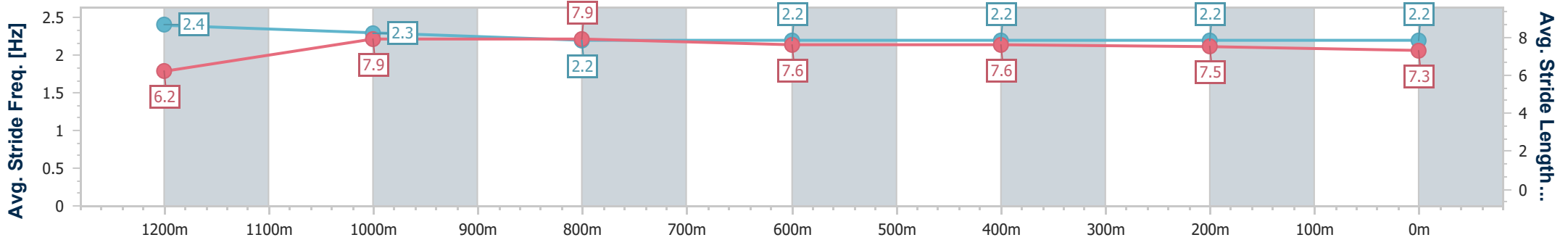
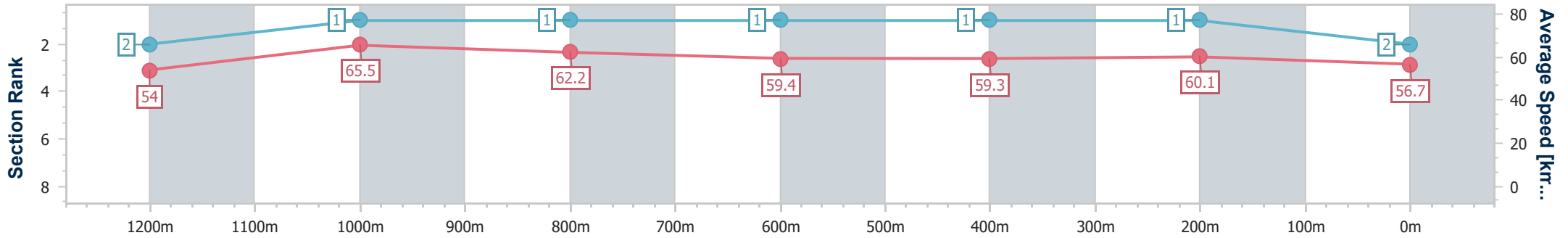
Horse/Jockey Name	Atmosphere
Final Rank	2
Fastest Section Time (Section)	0:11.00 (1200m)
Top Speed [km/h] (Section)	69.4 (1200m)
Race State	Finished



Sunshine Coast QLD Professional
 Race 6: BARRIER REEF POOLS OPEN Handicap - 1400m
 10 August 2024 - 14:33
 Track Rating: Soft 6, Weather: Overcast, Rail Position: True



Section	Overall	1200m	1000m	800m	600m	400m	200m
Section Times	1:25.01 [2] (0:13.38)	1:11.63 [2] (0:11.00)	1:00.63 [1] (0:11.64)	0:48.99 [1] (0:12.17)	0:36.82 [1] (0:12.18)	0:24.64 [1] (0:11.95)	0:12.69 [1] (0:12.69)
Average Speed [km/h]	54.0	65.5	62.2	59.4	59.3	60.1	56.7
Top Speed [km/h]	69.1	69.4	63.1	60.9	59.7	60.7	59.4
Avg. Dist. to Rail [m]	10.9	3.6	2.7	1.1	0.3	3.3	4.2
Avg. Stride Freq. [Hz]	2.4	2.3	2.2	2.2	2.2	2.2	2.2
Avg. Stride Length [m]	6.2	7.9	7.9	7.6	7.6	7.5	7.3



- [] Ranking at each section and finish
- .-.- No data available at this section
- NA No data available



Horse/Jockey Name	Irish Songs
Final Rank	3
Fastest Section Time (Section)	0:11.04 (1200m)
Top Speed [km/h] (Section)	66.7 (1200m)
Race State	Finished



Sunshine Coast QLD Professional

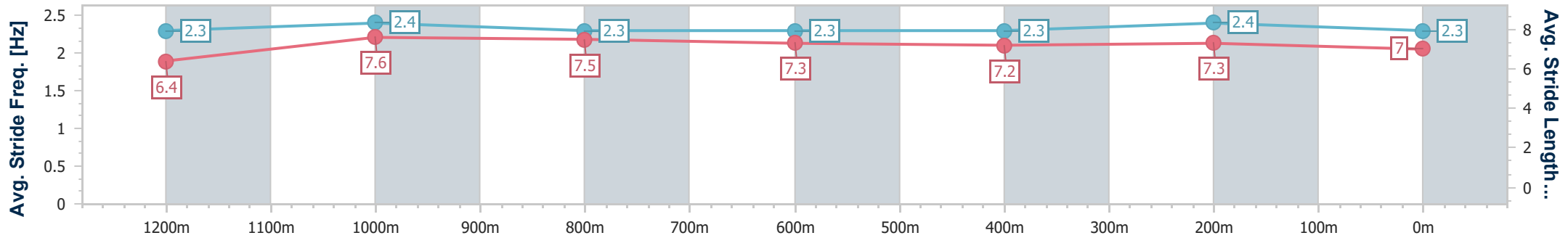
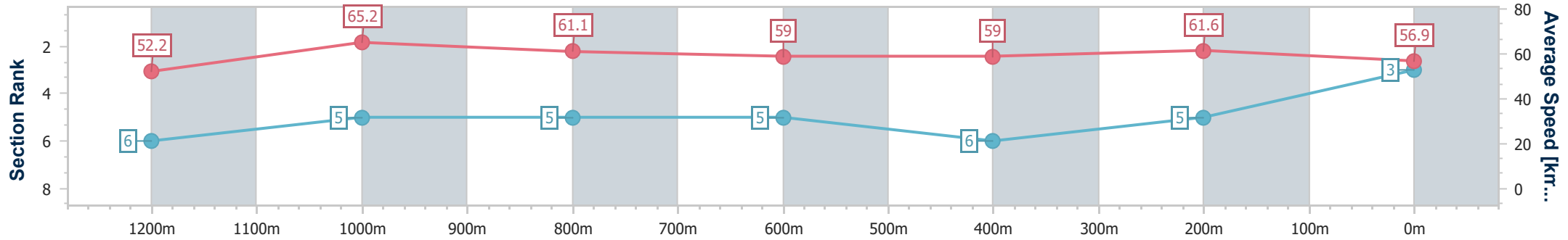
Race 6: BARRIER REEF POOLS OPEN Handicap - 1400m



10 August 2024 - 14:33

Track Rating: Soft 6, Weather: Overcast, Rail Position: True

Section	Overall	1200m	1000m	800m	600m	400m	200m
Section Times	1:25.40 [3] (0:13.84)	1:11.56 [6] (0:11.04)	1:00.52 [5] (0:11.82)	0:48.70 [5] (0:12.22)	0:36.48 [5] (0:12.12)	0:24.36 [6] (0:11.72)	0:12.64 [5] (0:12.64)
Average Speed [km/h]	52.2	65.2	61.1	59.0	59.0	61.6	56.9
Top Speed [km/h]	66.6	66.7	63.4	60.1	61.7	61.9	60.5
Avg. Dist. to Rail [m]	6.9	4.5	3.5	0.5	1.2	5.9	9.3
Avg. Stride Freq. [Hz]	2.3	2.4	2.3	2.3	2.3	2.4	2.3
Avg. Stride Length [m]	6.4	7.6	7.5	7.3	7.2	7.3	7.0



- [] Ranking at each section and finish
- .-.- No data available at this section
- NA No data available



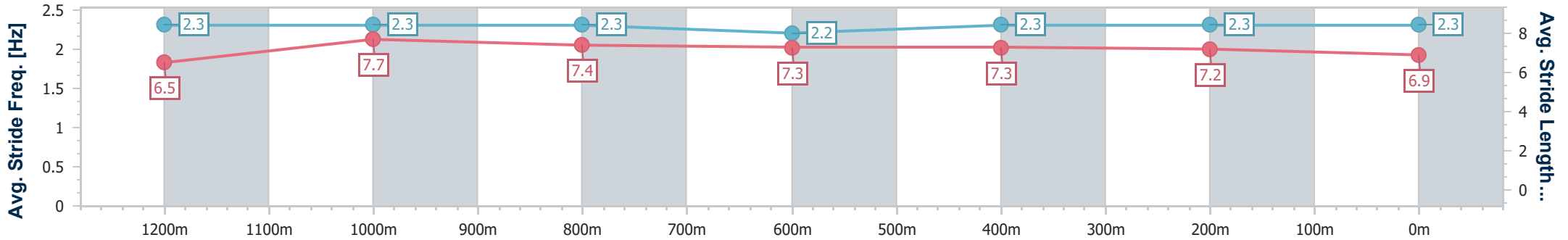
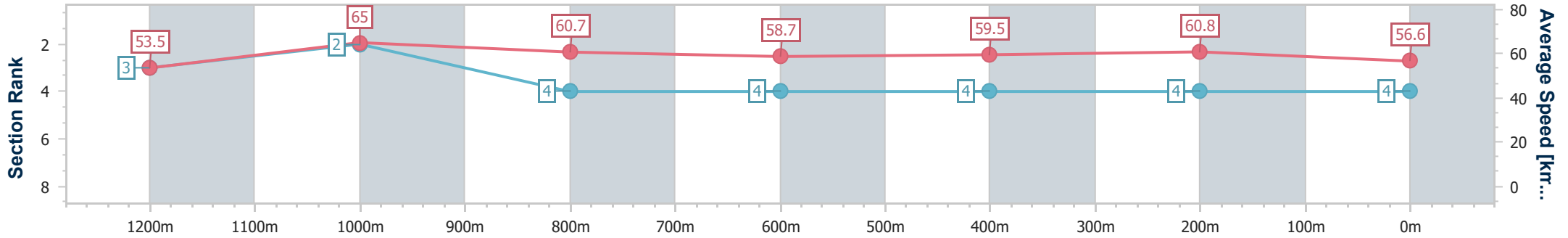
Horse/Jockey Name	Flying Trapeze
Final Rank	4
Fastest Section Time (Section)	0:11.12 (1200m)
Top Speed [km/h] (Section)	67.3 (1200m)
Race State	Finished



Sunshine Coast QLD Professional
 Race 6: BARRIER REEF POOLS OPEN Handicap - 1400m
 10 August 2024 - 14:33
 Track Rating: Soft 6, Weather: Overcast, Rail Position: True



Section	Overall	1200m	1000m	800m	600m	400m	200m
Section Times	1:25.46 [4] (0:13.42)	1:12.04 [3] (0:11.12)	1:00.92 [2] (0:11.94)	0:48.98 [4] (0:12.31)	0:36.67 [4] (0:12.11)	0:24.56 [4] (0:11.82)	0:12.74 [4] (0:12.74)
Average Speed [km/h]	53.5	65.0	60.7	58.7	59.5	60.8	56.6
Top Speed [km/h]	67.1	67.3	63.7	59.3	60.0	62.2	60.1
Avg. Dist. to Rail [m]	10.7	4.4	3.6	0.9	0.6	6.2	7.7
Avg. Stride Freq. [Hz]	2.3	2.3	2.3	2.2	2.3	2.3	2.3
Avg. Stride Length [m]	6.5	7.7	7.4	7.3	7.3	7.2	6.9



- [] Ranking at each section and finish
- .-.- No data available at this section
- NA No data available



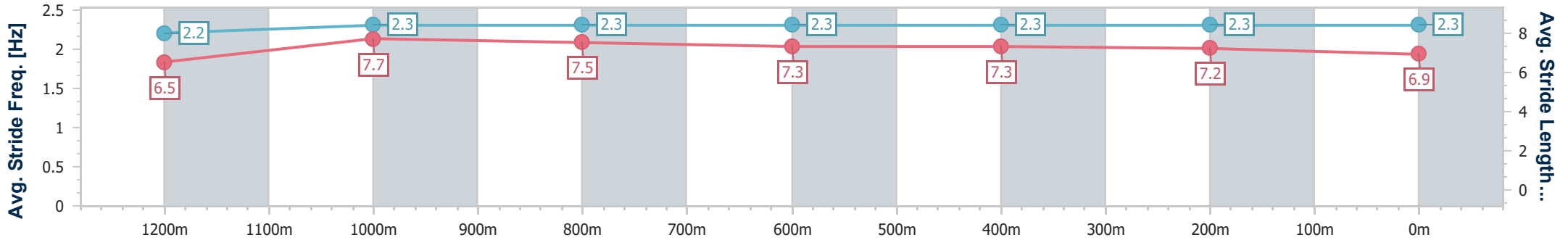
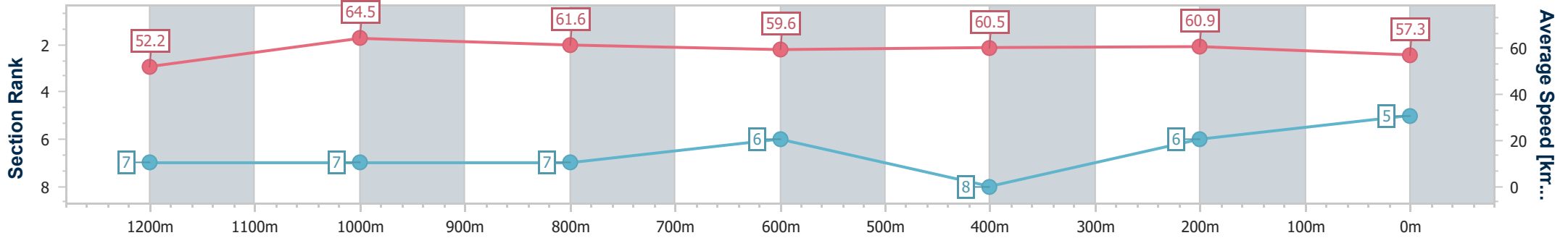
Horse/Jockey Name	Legal Esprit
Final Rank	5
Fastest Section Time (Section)	0:11.15 (1200m)
Top Speed [km/h] (Section)	65.3 (Overall)
Race State	Finished



Sunshine Coast QLD Professional
 Race 6: BARRIER REEF POOLS OPEN Handicap - 1400m
 10 August 2024 - 14:33
 Track Rating: Soft 6, Weather: Overcast, Rail Position: True



Section	Overall	1200m	1000m	800m	600m	400m	200m
Section Times	1:25.52 [5] (0:13.85)	1:11.67 [7] (0:11.15)	1:00.52 [7] (0:11.78)	0:48.74 [7] (0:12.18)	0:36.56 [6] (0:12.12)	0:24.44 [8] (0:11.85)	0:12.59 [6] (0:12.59)
Average Speed [km/h]	52.2	64.5	61.6	59.6	60.5	60.9	57.3
Top Speed [km/h]	65.3	65.2	63.5	60.7	61.9	62.0	60.1
Avg. Dist. to Rail [m]	9.7	4.3	3.3	1.6	3.0	10.1	12.0
Avg. Stride Freq. [Hz]	2.2	2.3	2.3	2.3	2.3	2.3	2.3
Avg. Stride Length [m]	6.5	7.7	7.5	7.3	7.3	7.2	6.9



- [] Ranking at each section and finish
- .-.- No data available at this section
- NA No data available



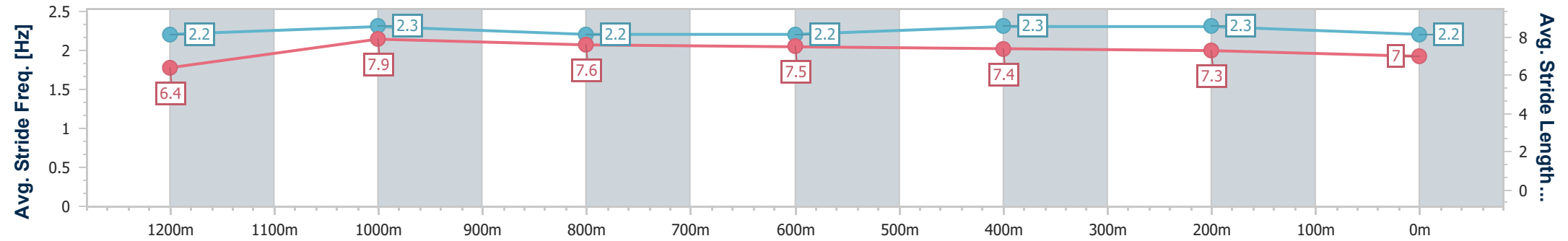
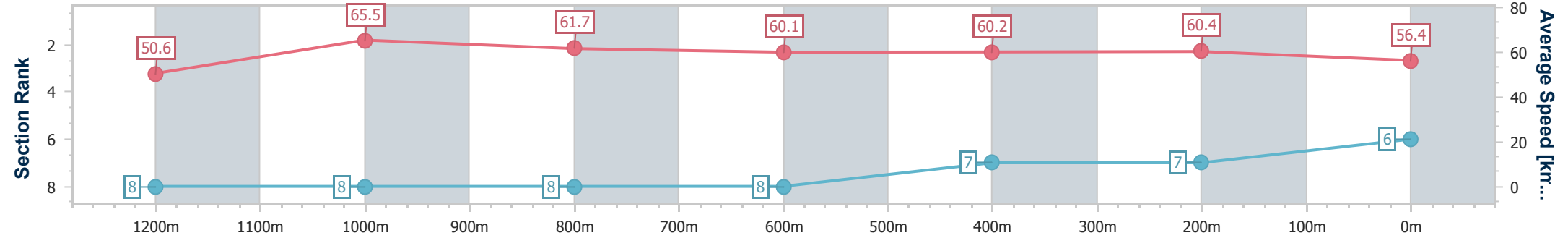
Horse/Jockey Name	Hot Spring Gold
Final Rank	6
Fastest Section Time (Section)	0:11.00 (1200m)
Top Speed [km/h] (Section)	66.9 (1200m)
Race State	Finished



Sunshine Coast QLD Professional
 Race 6: BARRIER REEF POOLS OPEN Handicap - 1400m
 10 August 2024 - 14:33
 Track Rating: Soft 6, Weather: Overcast, Rail Position: True



Section	Overall	1200m	1000m	800m	600m	400m	200m
Section Times	1:25.77 [6] (0:14.26)	1:11.51 [8] (0:11.00)	1:00.51 [8] (0:11.72)	0:48.79 [8] (0:12.08)	0:36.71 [8] (0:12.01)	0:24.70 [7] (0:11.94)	0:12.76 [7] (0:12.76)
Average Speed [km/h]	50.6	65.5	61.7	60.1	60.2	60.4	56.4
Top Speed [km/h]	66.8	66.9	63.6	61.0	61.0	60.7	59.3
Avg. Dist. to Rail [m]	7.3	3.6	2.5	1.4	0.9	5.0	6.6
Avg. Stride Freq. [Hz]	2.2	2.3	2.2	2.2	2.3	2.3	2.2
Avg. Stride Length [m]	6.4	7.9	7.6	7.5	7.4	7.3	7.0



- [] Ranking at each section and finish
- .-.- No data available at this section
- NA No data available



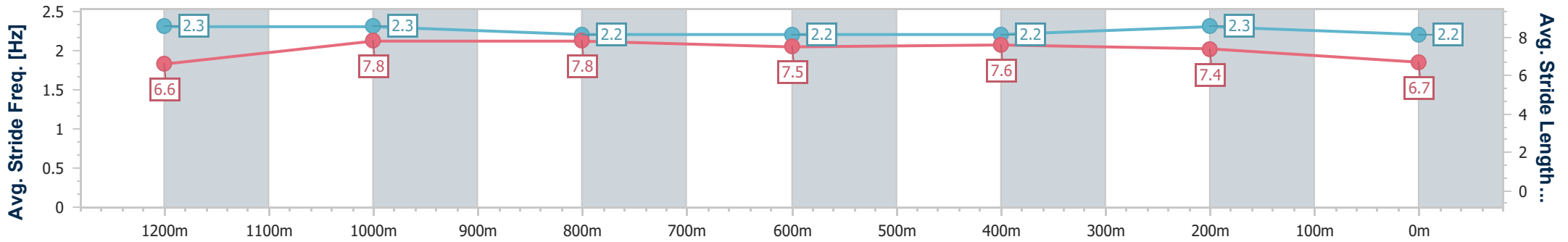
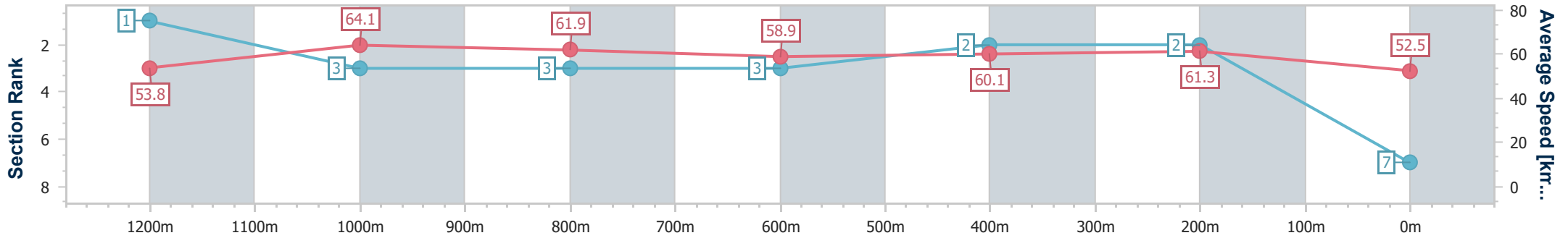
Horse/Jockey Name	Deepour
Final Rank	7
Fastest Section Time (Section)	0:11.22 (1200m)
Top Speed [km/h] (Section)	67.5 (Overall)
Race State	Finished



Sunshine Coast QLD Professional
 Race 6: BARRIER REEF POOLS OPEN Handicap - 1400m
 10 August 2024 - 14:33
 Track Rating: Soft 6, Weather: Overcast, Rail Position: True



Section	Overall	1200m	1000m	800m	600m	400m	200m
Section Times	1:26.07 [7] (0:13.36)	1:12.71 [1] (0:11.22)	1:01.49 [3] (0:11.69)	0:49.80 [3] (0:12.32)	0:37.48 [3] (0:12.02)	0:25.46 [2] (0:11.77)	0:13.69 [2] (0:13.69)
Average Speed [km/h]	53.8	64.1	61.9	58.9	60.1	61.3	52.5
Top Speed [km/h]	67.5	67.5	62.5	59.6	63.1	62.8	57.6
Avg. Dist. to Rail [m]	5.6	2.1	1.7	1.4	0.7	5.8	6.5
Avg. Stride Freq. [Hz]	2.3	2.3	2.2	2.2	2.2	2.3	2.2
Avg. Stride Length [m]	6.6	7.8	7.8	7.5	7.6	7.4	6.7



- [] Ranking at each section and finish
- .-.- No data available at this section
- NA No data available



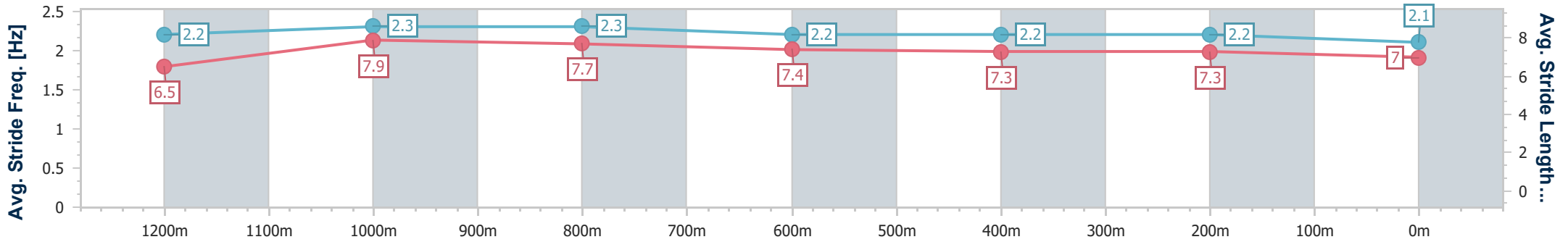
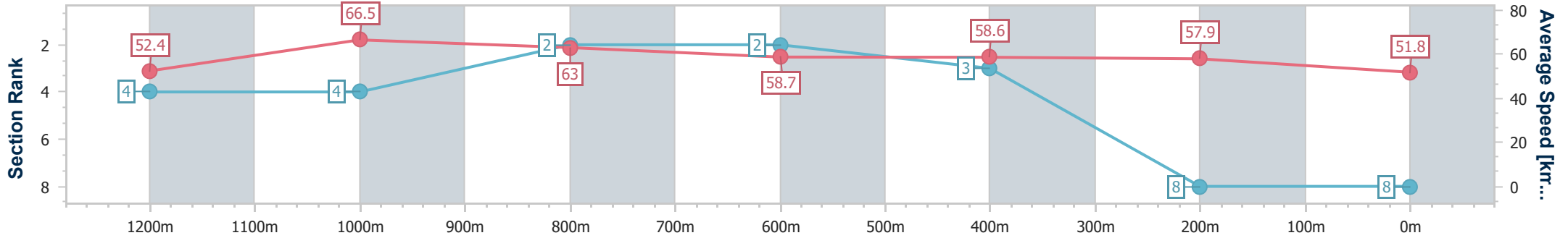
Horse/Jockey Name	Chatty Lady
Final Rank	8
Fastest Section Time (Section)	0:10.84 (1200m)
Top Speed [km/h] (Section)	68.1 (1200m)
Race State	Finished



Sunshine Coast QLD Professional
 Race 6: BARRIER REEF POOLS OPEN Handicap - 1400m
 10 August 2024 - 14:33
 Track Rating: Soft 6, Weather: Overcast, Rail Position: True



Section	Overall	1200m	1000m	800m	600m	400m	200m
Section Times	1:27.22 [8] (0:13.75)	1:13.47 [4] (0:10.84)	1:02.63 [4] (0:11.56)	0:51.07 [2] (0:12.42)	0:38.65 [2] (0:12.32)	0:26.33 [3] (0:12.42)	0:13.91 [8] (0:13.91)
Average Speed [km/h]	52.4	66.5	63.0	58.7	58.6	57.9	51.8
Top Speed [km/h]	66.3	68.1	65.8	60.4	59.2	59.2	56.0
Avg. Dist. to Rail [m]	8.1	6.3	5.6	2.6	0.6	5.6	5.7
Avg. Stride Freq. [Hz]	2.2	2.3	2.3	2.2	2.2	2.2	2.1
Avg. Stride Length [m]	6.5	7.9	7.7	7.4	7.3	7.3	7.0



- [] Ranking at each section and finish
- .-.- No data available at this section
- NA No data available



Sunshine Coast QLD Professional
Race 7: BRC SPRING CARNIVAL ON SALE BENCHMARK 68 Handicap - 1400m
10 August 2024 - 15:10



Track Rating: Soft 6, Weather: Overcast, Rail Position: True

Section		Overall	1200m	1000m	800m	600m	400m	Last 600m				
Field Times		1:25.58 (0:13.88)	1:11.70 (0:11.30)	1:00.40 (0:11.74)	0:48.66 (0:12.07)	0:36.59 (0:11.99)	0:24.60 (0:12.23)	0:36.59				
Rank	TAB Horse/Jockey	Barrier	Top Speed [km/h]	Fastest Section	Distance Travelled [m]							
1	9 BETTER BE NORDY Noel Callow	4	65.0	0:11.63	1:25.58 [1] (0:13.93)	1:11.65 [2] (0:11.63)	1:00.02 [3] (0:12.10)	0:47.92 [3] (0:12.10)	0:35.82 [3] (0:11.84)	0:23.98 [3] (0:11.63)	0:35.82	
2	6 RIMBAUD Ryan Maloney	3	63.6	0:11.65	1:25.96 [2] (0:14.11)	1:11.85 [5] (0:11.70)	1:00.15 [5] (0:12.10)	0:48.05 [4] (0:12.08)	0:35.97 [5] (0:11.73)	0:24.24 [4] (0:11.65)	0:35.97 +5	
3	13 MOOTESSA Nikita Beriman	5	64.7	0:11.55	1:25.98 [3] (0:14.19)	1:11.79 [6] (0:11.81)	0:59.98 [6] (0:12.07)	0:47.91 [6] (0:12.14)	0:35.77 [7] (0:11.67)	0:24.10 [7] (0:11.55)	0:35.77 +0	
4	8 HILLCREST AVENUE Cody Collis	2	64.4	0:11.36	1:26.06 [4] (0:13.88)	1:12.18 [1] (0:11.36)	1:00.82 [2] (0:11.70)	0:49.12 [2] (0:12.05)	0:37.07 [1] (0:11.99)	0:25.08 [1] (0:12.23)	0:37.07 +2	
5	5 TRIPLE MONEY Michael Rodd	6	64.9	0:11.41	1:26.22 [5] (0:14.54)	1:11.68 [10] (0:12.00)	0:59.68 [10] (0:12.32)	0:47.36 [10] (0:12.09)	0:35.27 [10] (0:11.41)	0:23.86 [10] (0:11.50)	0:35.27 +3	
6	4 READY AZZ EVA Bailey Wheeler	13	64.1	0:11.56	1:26.42 [6] (0:14.33)	1:12.09 [7] (0:11.97)	1:00.12 [9] (0:12.11)	0:48.01 [9] (0:12.07)	0:35.94 [9] (0:11.56)	0:24.38 [8] (0:11.65)	0:35.94 +3	
7	14 OLD SONG Adin Thompson	18	66.0	0:11.24	1:26.43 [7] (0:14.83)	1:11.60 [12] (0:11.96)	0:59.64 [12] (0:12.37)	0:47.27 [12] (0:12.14)	0:35.13 [13] (0:11.51)	0:23.62 [13] (0:11.24)	0:35.13 +8	
8	22 REDENTE CHOICE Melea Castle	22	64.5	0:11.32	1:26.60 [8] (0:14.96)	1:11.64 [13] (0:11.86)	0:59.78 [13] (0:12.37)	0:47.41 [13] (0:12.04)	0:35.37 [12] (0:11.56)	0:23.81 [12] (0:11.32)	0:35.37 +1	
9	17 THE KEWESS Andrew Mallyon	8	65.1	0:11.71	1:26.71 [9] (0:14.46)	1:12.25 [9] (0:11.80)	1:00.45 [8] (0:12.07)	0:48.38 [8] (0:12.07)	0:36.31 [8] (0:11.71)	0:24.60 [9] (0:11.72)	0:36.31 +2	
10	1 I AM LETHAL Boris Thornton	9	63.4	0:11.67	1:26.71 [10] (0:14.33)	1:12.38 [8] (0:11.79)	1:00.59 [7] (0:12.05)	0:48.54 [7] (0:12.03)	0:36.51 [6] (0:11.67)	0:24.84 [6] (0:11.73)	0:36.51 +3	

Scratched: Miss Passion (#11), Where Ya Bean (#18), Allow Me (#19), Kokonotsu (#2), Neoclassicism (#10), Beebee Dazzler (#7), Tattle (#16), Paienbara (#20), Yes To Excess (#15)

[] Ranking at each section and finish
 -:-:- No data available at this section
 NA No data available

SCN Saddle cloth number
 DNF Did not finish
 DNT Did not track



Sunshine Coast QLD Professional
Race 7: BRC SPRING CARNIVAL ON SALE BENCHMARK 68 Handicap - 1400m
10 August 2024 - 15:10



Track Rating: Soft 6, Weather: Overcast, Rail Position: True

Section		Overall	1200m	1000m	800m	600m	400m	Last 600m				
Field Times		1:25.58 (0:13.88)	1:11.70 (0:11.30)	1:00.40 (0:11.74)	0:48.66 (0:12.07)	0:36.59 (0:11.99)	0:24.60 (0:12.23)	0:36.59				
Rank	TAB Horse/Jockey	Barrier	Top Speed [km/h]	Fastest Section					Distance Travelled [m]			
11	21 LOOSE UNIT Cejay Graham	1	63.0 1200m	0:11.71 1200m	1:26.80 [11] (0:14.08)	1:12.72 [4] (0:11.71)	1:01.01 [4] (0:12.15)	0:48.86 [5] (0:12.03)	0:36.83 [4] (0:11.76)	0:25.07 [5] (0:11.87)	0:36.83	-1
12	3 PORKY Angela Jones	16	65.9 1200m	0:11.23 1200m	1:26.83 [12] (0:13.95)	1:12.88 [3] (0:11.23)	1:01.65 [1] (0:11.74)	0:49.91 [1] (0:12.13)	0:37.78 [2] (0:12.16)	0:25.62 [2] (0:12.23)	0:37.78	+5
13	12 SMOOTH TORQUE Kyle Wilson-Taylor	12	64.3 400m	0:11.52 400m	1:27.24 [13] (0:14.65)	1:12.59 [11] (0:11.99)	1:00.60 [11] (0:12.38)	0:48.22 [11] (0:12.09)	0:36.13 [11] (0:11.68)	0:24.45 [11] (0:11.52)	0:36.13	+2

Scratched: Miss Passion (#11), Where Ya Bean (#18), Allow Me (#19), Kokonotsu (#2), Neoclassicism (#10), Beebee Dazzler (#7), Tattle (#16), Paienbara (#20), Yes To Excess (#15)

[] Ranking at each section and finish
 -:-:-:- No data available at this section
 NA No data available

SCN Saddle cloth number
 DNF Did not finish
 DNT Did not track



Sunshine Coast QLD Professional

Race 7: BRC SPRING CARNIVAL ON SALE BENCHMARK 68 Handicap - 1400m

10 August 2024 - 15:10



Track Rating: Soft 6, Weather: Overcast, Rail Position: True

Section				200m				Last 600m	
Field Times				0:12.37 (0:12.37)				0:36.59	
Rank	TAB	Horse/Jockey	Barrier	Top Speed [km/h]	Fastest Section	Margin			Distance Travelled [m]
1	9	BETTER BE NORDY	4	65.0	0:11.63	0:12.35 [2]	1:25.58		0:35.82
		Noel Callow		Overall	1200m	(0:12.35)			
2	6	RIMBAUD	3	63.6	0:11.65	0:12.59 [3]	2L		0:35.97 +5
		Ryan Maloney		1200m	400m	(0:12.59)			
3	13	MOOTESSA	5	64.7	0:11.55	0:12.55 [4]	2.1L		0:35.77 +0
		Nikita Beriman		Overall	400m	(0:12.55)			
4	8	HILLCREST AVENUE	2	64.4	0:11.36	0:12.85 [1]	2.5L		0:37.07 +2
		Cody Collis		Overall	1200m	(0:12.85)			
5	5	TRIPLE MONEY	6	64.9	0:11.41	0:12.36 [10]	3.3L		0:35.27 +3
		Michael Rodd		600m	600m	(0:12.36)			
6	4	READY AZZ EVA	13	64.1	0:11.56	0:12.73 [8]	4.3L		0:35.94 +3
		Bailey Wheeler		600m	600m	(0:12.73)			
7	14	OLD SONG	18	66.0	0:11.24	0:12.38 [11]	4.4L		0:35.13 +8
		Adin Thompson		400m	400m	(0:12.38)			
8	22	REDENTE CHOICE	22	64.5	0:11.32	0:12.49 [12]	5.2L		0:35.37 +1
		Melea Castle		400m	400m	(0:12.49)			
9	17	THE KEWESS	8	65.1	0:11.71	0:12.88 [9]	5.7L		0:36.31 +2
		Andrew Mallyon		Overall	600m	(0:12.88)			
10	1	I AM LETHAL	9	63.4	0:11.67	0:13.11 [7]	5.8L		0:36.51 +3
		Boris Thornton		600m	600m	(0:13.11)			

Scratched: Miss Passion (#11), Where Ya Bean (#18), Allow Me (#19), Kokonotsu (#2), Neoclassicism (#10), Beebee Dazzler (#7), Tattle (#16), Paienbara (#20), Yes To Excess (#15)

[] Ranking at each section and finish
 -:-:- No data available at this section
 NA No data available

SCN Saddle cloth number
 DNF Did not finish
 DNT Did not track



Sunshine Coast QLD Professional
Race 7: BRC SPRING CARNIVAL ON SALE BENCHMARK 68 Handicap - 1400m
10 August 2024 - 15:10



Track Rating: Soft 6, Weather: Overcast, Rail Position: True

Section				200m				Last 600m		
Field Times				0:12.37 (0:12.37)				0:36.59		
Rank	TAB	Horse/Jockey	Barrier	Top Speed [km/h]	Fastest Section	Margin			Distance Travelled [m]	
11	21	LOOSE UNIT	1	63.0	0:11.71	0:13.20 [6]	6.2L		0:36.83	-1
		Cejay Graham		1200m	1200m	(0:13.20)				
12	3	PORKY	16	65.9	0:11.23	0:13.39 [5]	6.4L		0:37.78	+5
		Angela Jones		1200m	1200m	(0:13.39)				
13	12	SMOOTH TORQUE	12	64.3	0:11.52	0:12.93 [13]	8.7L		0:36.13	+2
		Kyle Wilson-Taylor		400m	400m	(0:12.93)				

Scratched: Miss Passion (#11), Where Ya Bean (#18), Allow Me (#19), Kokonotsu (#2), Neoclassicism (#10), Beebee Dazzler (#7), Tattle (#16), Paienbara (#20), Yes To Excess (#15)

[] Ranking at each section and finish
 -:-:- No data available at this section
 NA No data available

SCN Saddle cloth number
 DNF Did not finish
 DNT Did not track



Horse/Jockey Name	Better Be Nordy
Final Rank	1
Fastest Section Time (Section)	0:11.63 (1200m)
Top Speed [km/h] (Section)	65.0 (Overall)
Race State	Finished



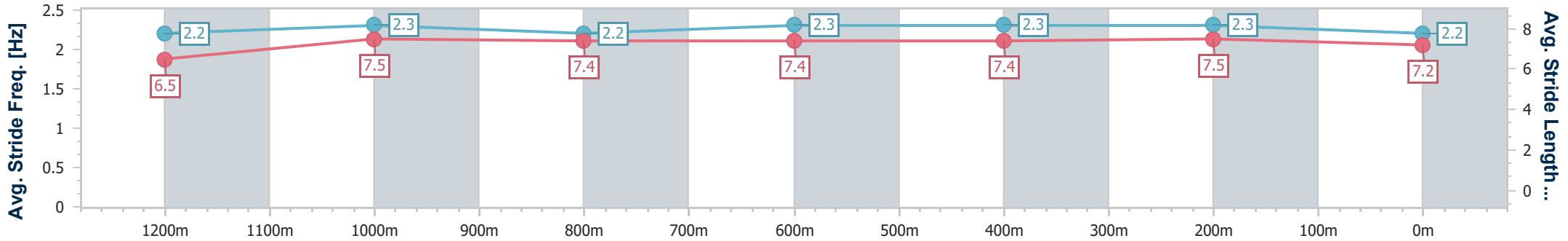
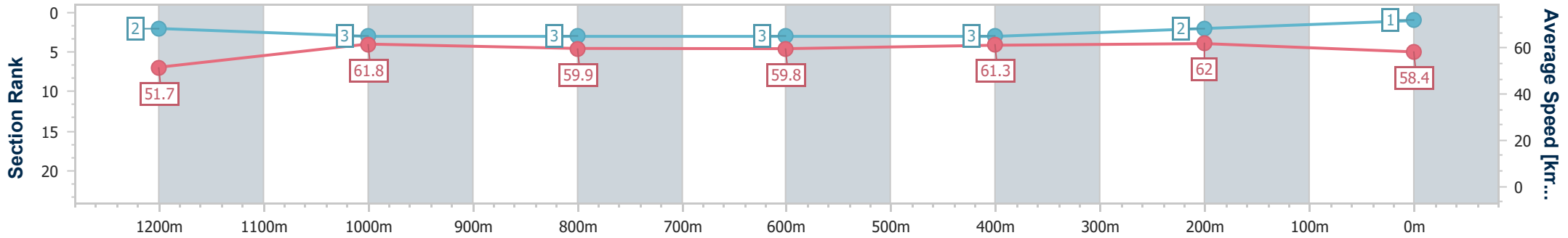
Sunshine Coast QLD Professional
Race 7: BRC SPRING CARNIVAL ON SALE BENCHMARK 68
Handicap - 1400m



10 August 2024 - 15:10

Track Rating: Soft 6, Weather: Overcast, Rail Position: True

Section	Overall	1200m	1000m	800m	600m	400m	200m
Section Times	1:25.58 [1] (0:13.93)	1:11.65 [2] (0:11.63)	1:00.02 [3] (0:12.10)	0:47.92 [3] (0:12.10)	0:35.82 [3] (0:11.84)	0:23.98 [3] (0:11.63)	0:12.35 [2] (0:12.35)
Average Speed [km/h]	51.7	61.8	59.9	59.8	61.3	62.0	58.4
Top Speed [km/h]	65.0	64.9	60.7	61.7	62.4	62.7	61.0
Avg. Dist. to Rail [m]	8.0	4.4	3.3	0.7	2.0	8.1	8.5
Avg. Stride Freq. [Hz]	2.2	2.3	2.2	2.3	2.3	2.3	2.2
Avg. Stride Length [m]	6.5	7.5	7.4	7.4	7.4	7.5	7.2



- [] Ranking at each section and finish
- .-.- No data available at this section
- NA No data available



Horse/Jockey Name	Rimbaud
Final Rank	2
Fastest Section Time (Section)	0:11.65 (400m)
Top Speed [km/h] (Section)	63.6 (1200m)
Race State	Finished



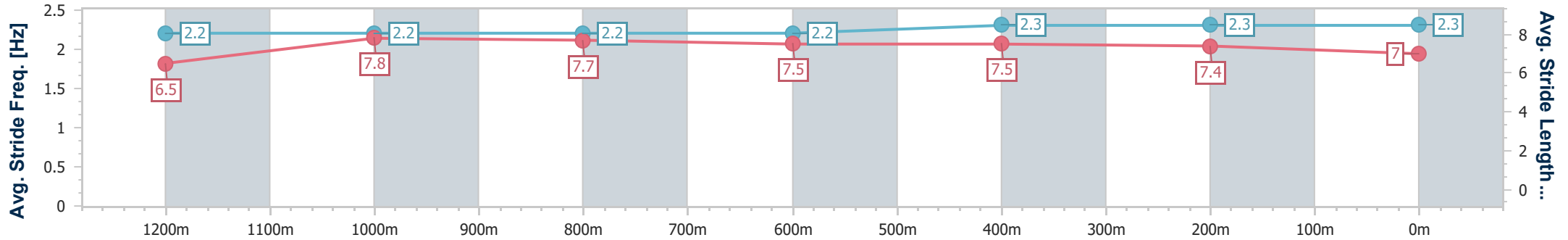
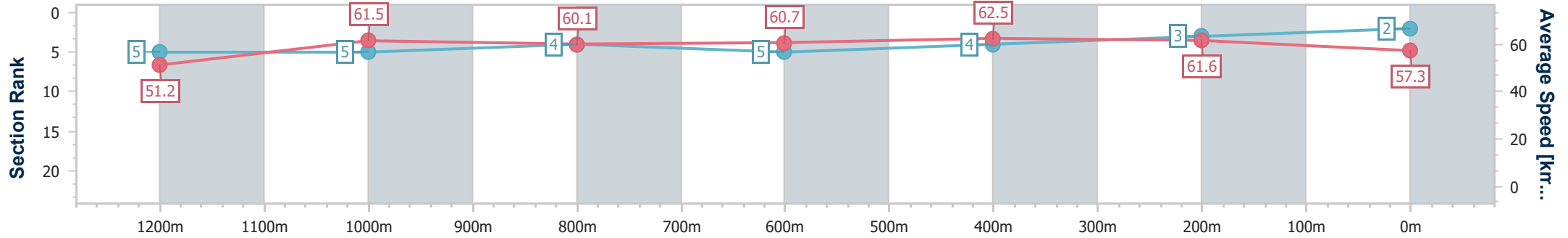
Sunshine Coast QLD Professional
Race 7: BRC SPRING CARNIVAL ON SALE BENCHMARK 68
Handicap - 1400m



10 August 2024 - 15:10

Track Rating: Soft 6, Weather: Overcast, Rail Position: True

Section	Overall	1200m	1000m	800m	600m	400m	200m
Section Times	1:25.96 [2] (0:14.11)	1:11.85 [5] (0:11.70)	1:00.15 [5] (0:12.10)	0:48.05 [4] (0:12.08)	0:35.97 [5] (0:11.73)	0:24.24 [4] (0:11.65)	0:12.59 [3] (0:12.59)
Average Speed [km/h]	51.2	61.5	60.1	60.7	62.5	61.6	57.3
Top Speed [km/h]	62.8	63.6	61.3	62.7	63.5	63.1	60.1
Avg. Dist. to Rail [m]	7.2	4.0	3.9	3.3	2.8	8.6	9.6
Avg. Stride Freq. [Hz]	2.2	2.2	2.2	2.2	2.3	2.3	2.3
Avg. Stride Length [m]	6.5	7.8	7.7	7.5	7.5	7.4	7.0



- [] Ranking at each section and finish
- .-.- No data available at this section
- NA No data available



Horse/Jockey Name	Mootessa
Final Rank	3
Fastest Section Time (Section)	0:11.55 (400m)
Top Speed [km/h] (Section)	64.7 (Overall)
Race State	Finished



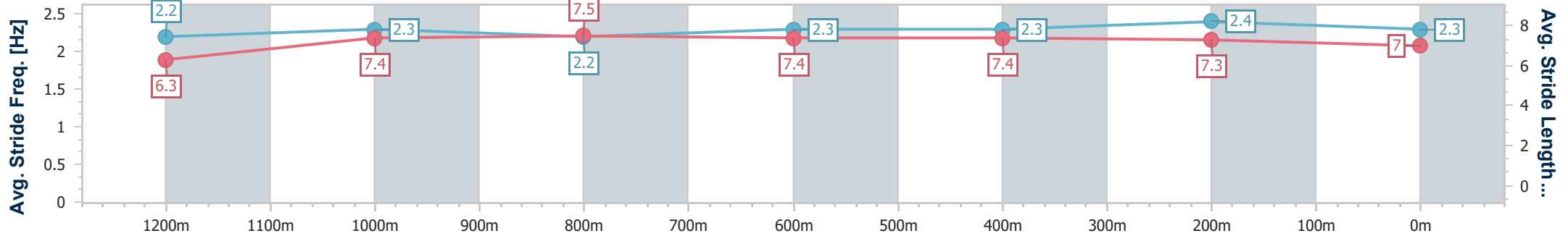
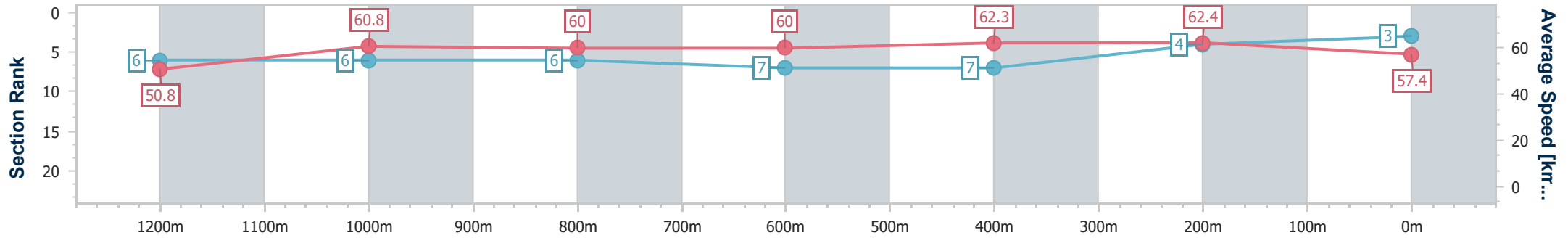
Sunshine Coast QLD Professional
Race 7: BRC SPRING CARNIVAL ON SALE BENCHMARK 68
Handicap - 1400m



10 August 2024 - 15:10

Track Rating: Soft 6, Weather: Overcast, Rail Position: True

Section	Overall	1200m	1000m	800m	600m	400m	200m
Section Times	1:25.98 [3] (0:14.19)	1:11.79 [6] (0:11.81)	0:59.98 [6] (0:12.07)	0:47.91 [6] (0:12.14)	0:35.77 [7] (0:11.67)	0:24.10 [7] (0:11.55)	0:12.55 [4] (0:12.55)
Average Speed [km/h]	50.8	60.8	60.0	60.0	62.3	62.4	57.4
Top Speed [km/h]	64.7	63.7	60.4	61.9	64.0	64.3	60.1
Avg. Dist. to Rail [m]	7.9	2.9	2.4	2.0	1.5	5.5	7.1
Avg. Stride Freq. [Hz]	2.2	2.3	2.2	2.3	2.3	2.4	2.3
Avg. Stride Length [m]	6.3	7.4	7.5	7.4	7.4	7.3	7.0



- [] Ranking at each section and finish
- .-.- No data available at this section
- NA No data available



Horse/Jockey Name	Hillcrest Avenue
Final Rank	4
Fastest Section Time (Section)	0:11.36 (1200m)
Top Speed [km/h] (Section)	64.4 (Overall)
Race State	Finished



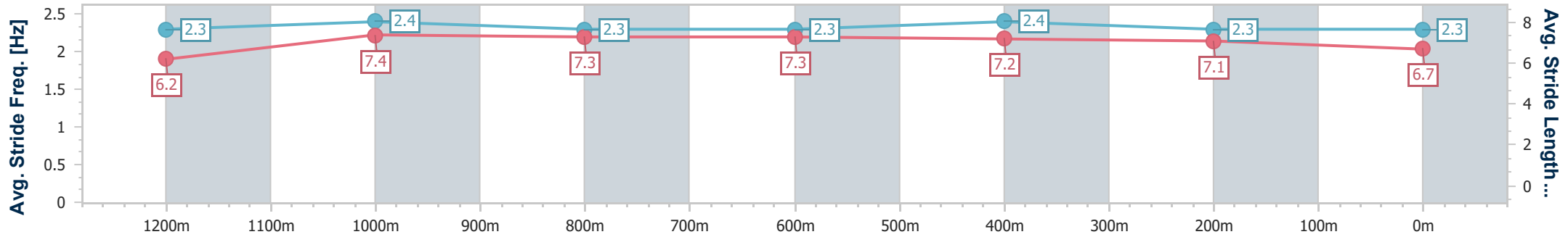
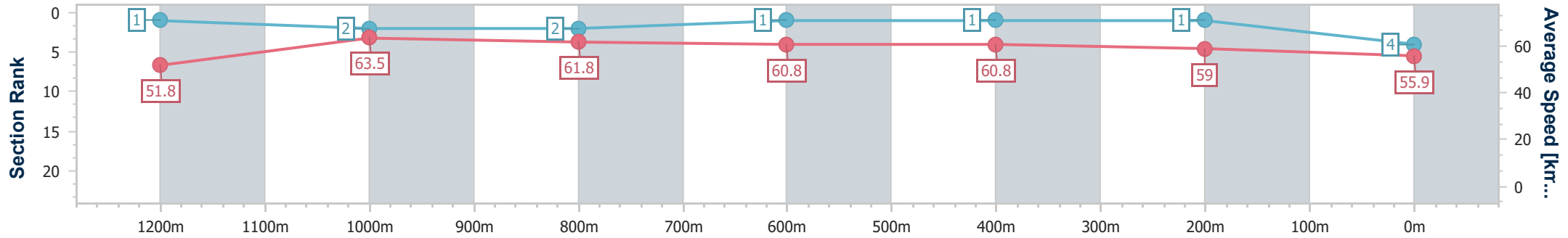
Sunshine Coast QLD Professional
 Race 7: BRC SPRING CARNIVAL ON SALE BENCHMARK 68
 Handicap - 1400m



10 August 2024 - 15:10

Track Rating: Soft 6, Weather: Overcast, Rail Position: True

Section	Overall	1200m	1000m	800m	600m	400m	200m
Section Times	1:26.06 [4] (0:13.88)	1:12.18 [1] (0:11.36)	1:00.82 [2] (0:11.70)	0:49.12 [2] (0:12.05)	0:37.07 [1] (0:11.99)	0:25.08 [1] (0:12.23)	0:12.85 [1] (0:12.85)
Average Speed [km/h]	51.8	63.5	61.8	60.8	60.8	59.0	55.9
Top Speed [km/h]	64.4	64.3	62.6	61.5	61.5	59.8	58.0
Avg. Dist. to Rail [m]	6.5	3.4	2.6	2.5	2.1	3.8	5.3
Avg. Stride Freq. [Hz]	2.3	2.4	2.3	2.3	2.4	2.3	2.3
Avg. Stride Length [m]	6.2	7.4	7.3	7.3	7.2	7.1	6.7



- [] Ranking at each section and finish
- .-.-.- No data available at this section
- NA No data available



Horse/Jockey Name	Triple Money
Final Rank	5
Fastest Section Time (Section)	0:11.41 (600m)
Top Speed [km/h] (Section)	64.9 (600m)
Race State	Finished



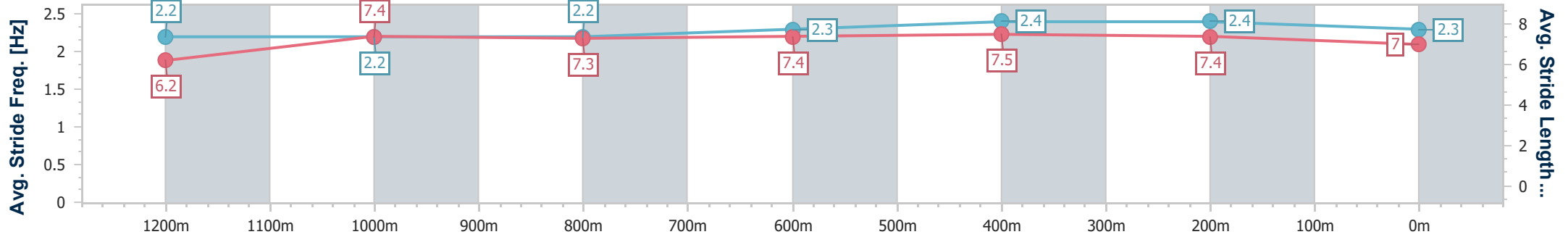
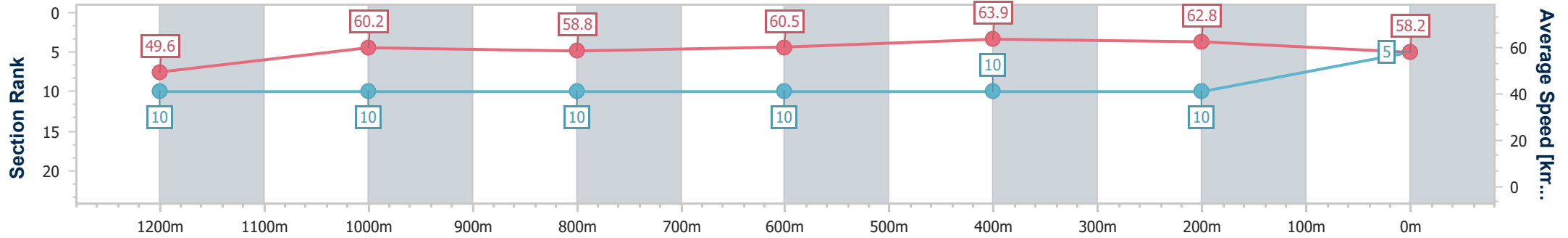
Sunshine Coast QLD Professional
 Race 7: BRC SPRING CARNIVAL ON SALE BENCHMARK 68
 Handicap - 1400m



10 August 2024 - 15:10

Track Rating: Soft 6, Weather: Overcast, Rail Position: True

Section	Overall	1200m	1000m	800m	600m	400m	200m
Section Times	1:26.22 [5] (0:14.54)	1:11.68 [10] (0:12.00)	0:59.68 [10] (0:12.32)	0:47.36 [10] (0:12.09)	0:35.27 [10] (0:11.41)	0:23.86 [10] (0:11.50)	0:12.36 [10] (0:12.36)
Average Speed [km/h]	49.6	60.2	58.8	60.5	63.9	62.8	58.2
Top Speed [km/h]	64.6	63.2	60.2	62.3	64.9	64.8	60.9
Avg. Dist. to Rail [m]	9.1	4.7	3.7	2.7	2.1	9.4	13.3
Avg. Stride Freq. [Hz]	2.2	2.2	2.2	2.3	2.4	2.4	2.3
Avg. Stride Length [m]	6.2	7.4	7.3	7.4	7.5	7.4	7.0



- [] Ranking at each section and finish
- .-.- No data available at this section
- NA No data available



Horse/Jockey Name	Ready Azz Eva
Final Rank	6
Fastest Section Time (Section)	0:11.56 (600m)
Top Speed [km/h] (Section)	64.1 (600m)
Race State	Finished



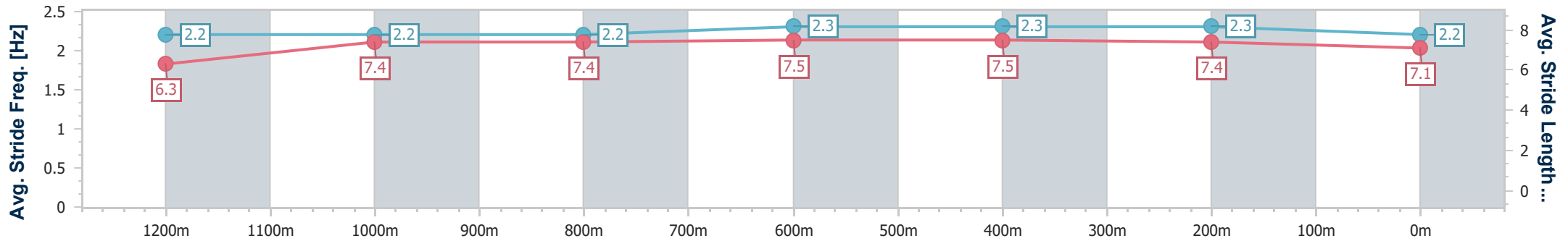
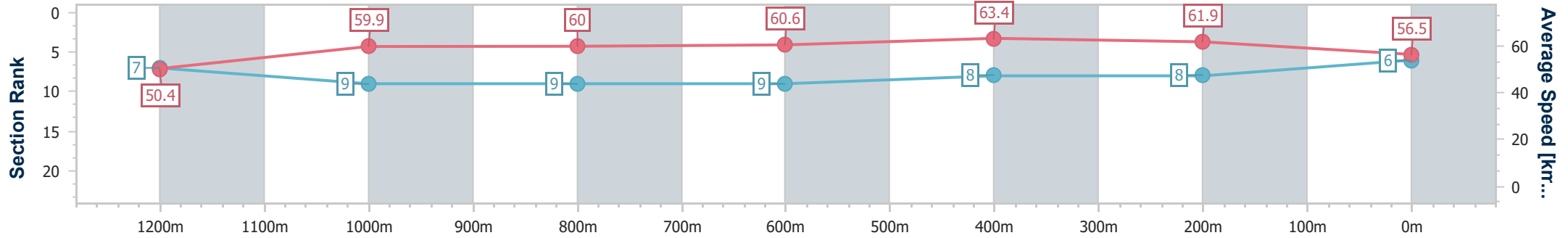
Sunshine Coast QLD Professional
 Race 7: BRC SPRING CARNIVAL ON SALE BENCHMARK 68
 Handicap - 1400m



10 August 2024 - 15:10

Track Rating: Soft 6, Weather: Overcast, Rail Position: True

Section	Overall	1200m	1000m	800m	600m	400m	200m
Section Times	1:26.42 [6] (0:14.33)	1:12.09 [7] (0:11.97)	1:00.12 [9] (0:12.11)	0:48.01 [9] (0:12.07)	0:35.94 [9] (0:11.56)	0:24.38 [8] (0:11.65)	0:12.73 [8] (0:12.73)
Average Speed [km/h]	50.4	59.9	60.0	60.6	63.4	61.9	56.5
Top Speed [km/h]	62.5	62.4	60.7	63.4	64.1	63.5	59.8
Avg. Dist. to Rail [m]	11.2	4.8	3.6	2.7	3.0	8.7	11.7
Avg. Stride Freq. [Hz]	2.2	2.2	2.2	2.3	2.3	2.3	2.2
Avg. Stride Length [m]	6.3	7.4	7.4	7.5	7.5	7.4	7.1



- [] Ranking at each section and finish
- .-.- No data available at this section
- NA No data available



Horse/Jockey Name	Old Song
Final Rank	7
Fastest Section Time (Section)	0:11.24 (400m)
Top Speed [km/h] (Section)	66.0 (400m)
Race State	Finished



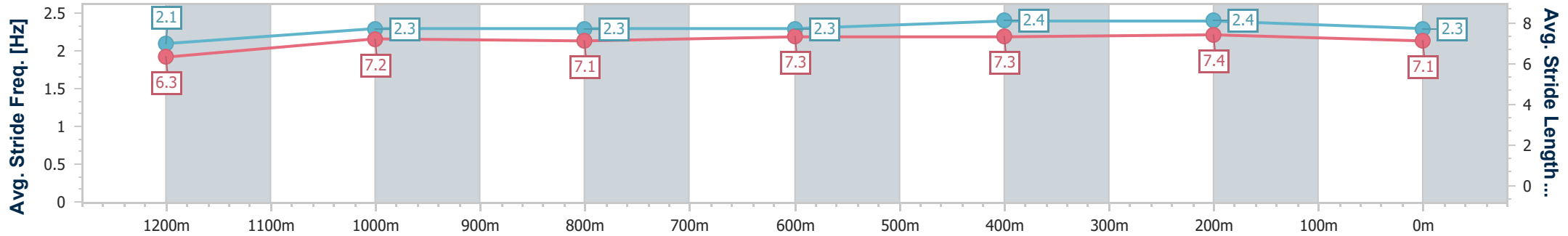
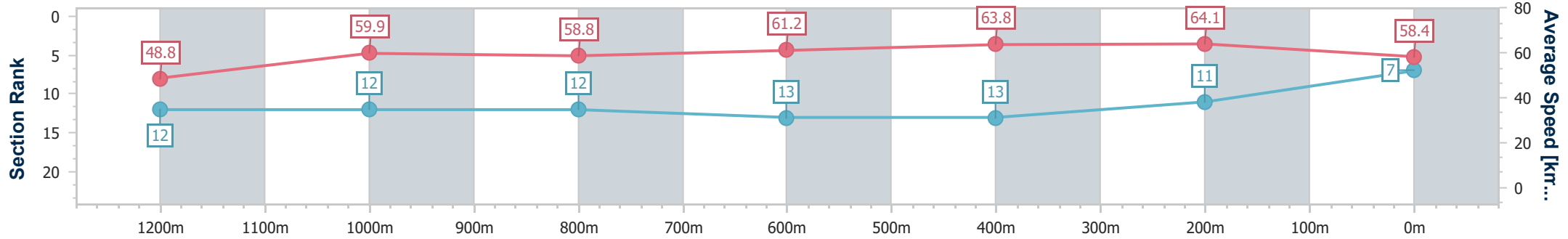
Sunshine Coast QLD Professional
Race 7: BRC SPRING CARNIVAL ON SALE BENCHMARK 68
Handicap - 1400m



10 August 2024 - 15:10

Track Rating: Soft 6, Weather: Overcast, Rail Position: True

Section	Overall	1200m	1000m	800m	600m	400m	200m
Section Times	1:26.43 [7] (0:14.83)	1:11.60 [12] (0:11.96)	0:59.64 [12] (0:12.37)	0:47.27 [12] (0:12.14)	0:35.13 [13] (0:11.51)	0:23.62 [13] (0:11.24)	0:12.38 [11] (0:12.38)
Average Speed [km/h]	48.8	59.9	58.8	61.2	63.8	64.1	58.4
Top Speed [km/h]	61.2	63.8	60.3	62.1	64.9	66.0	63.0
Avg. Dist. to Rail [m]	10.0	3.7	3.5	5.0	3.9	7.1	7.1
Avg. Stride Freq. [Hz]	2.1	2.3	2.3	2.3	2.4	2.4	2.3
Avg. Stride Length [m]	6.3	7.2	7.1	7.3	7.3	7.4	7.1



- [] Ranking at each section and finish
- .-.- No data available at this section
- NA No data available



Horse/Jockey Name	Redente Choice
Final Rank	8
Fastest Section Time (Section)	0:11.32 (400m)
Top Speed [km/h] (Section)	64.5 (400m)
Race State	Finished



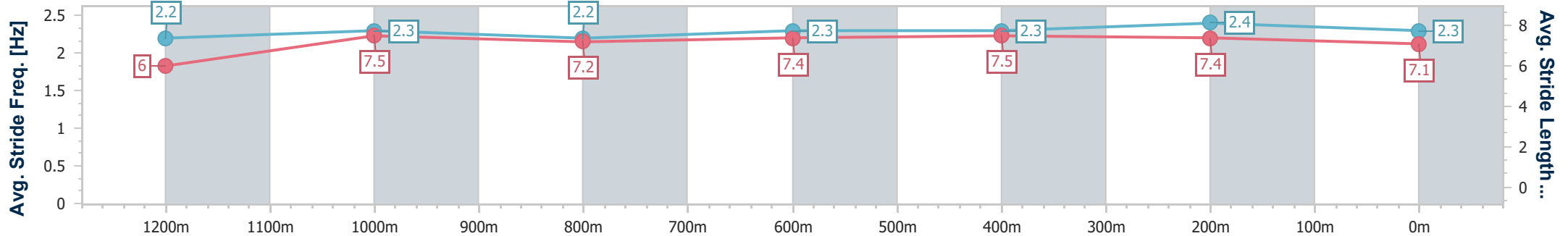
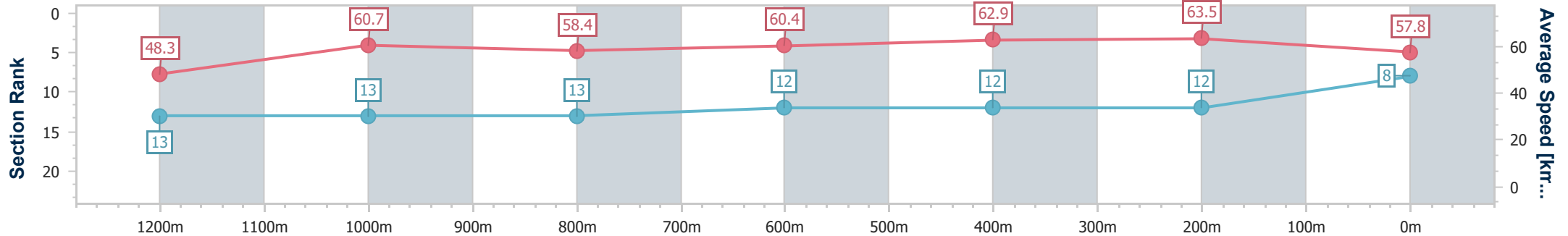
Sunshine Coast QLD Professional
 Race 7: BRC SPRING CARNIVAL ON SALE BENCHMARK 68
 Handicap - 1400m



10 August 2024 - 15:10

Track Rating: Soft 6, Weather: Overcast, Rail Position: True

Section	Overall	1200m	1000m	800m	600m	400m	200m
Section Times	1:26.60 [8] (0:14.96)	1:11.64 [13] (0:11.86)	0:59.78 [13] (0:12.37)	0:47.41 [13] (0:12.04)	0:35.37 [12] (0:11.56)	0:23.81 [12] (0:11.32)	0:12.49 [12] (0:12.49)
Average Speed [km/h]	48.3	60.7	58.4	60.4	62.9	63.5	57.8
Top Speed [km/h]	60.2	61.8	60.1	61.6	64.1	64.5	61.5
Avg. Dist. to Rail [m]	12.8	3.4	2.3	1.6	1.5	6.0	5.9
Avg. Stride Freq. [Hz]	2.2	2.3	2.2	2.3	2.3	2.4	2.3
Avg. Stride Length [m]	6.0	7.5	7.2	7.4	7.5	7.4	7.1



- [] Ranking at each section and finish
- .-.- No data available at this section
- NA No data available



Horse/Jockey Name	The Kewess
Final Rank	9
Fastest Section Time (Section)	0:11.71 (600m)
Top Speed [km/h] (Section)	65.1 (Overall)
Race State	Finished



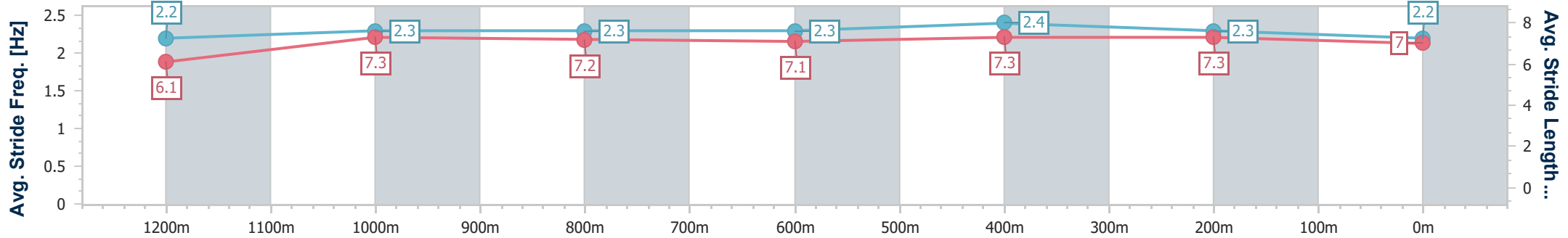
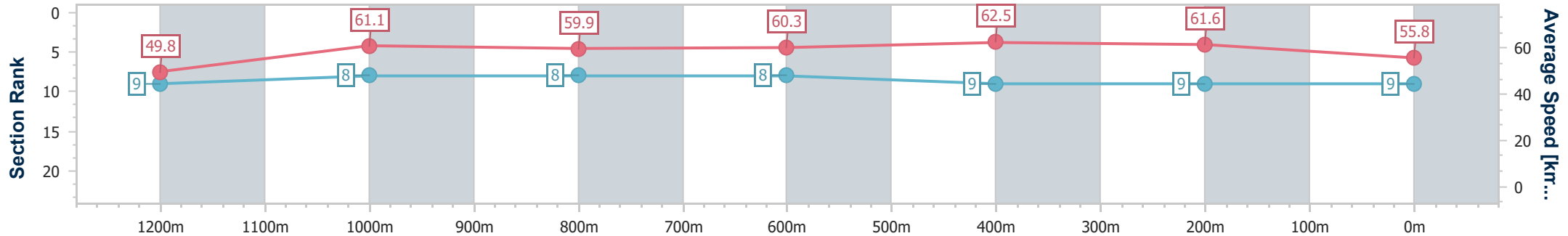
Sunshine Coast QLD Professional
Race 7: BRC SPRING CARNIVAL ON SALE BENCHMARK 68
Handicap - 1400m



10 August 2024 - 15:10

Track Rating: Soft 6, Weather: Overcast, Rail Position: True

Section	Overall	1200m	1000m	800m	600m	400m	200m
Section Times	1:26.71 [9] (0:14.46)	1:12.25 [9] (0:11.80)	1:00.45 [8] (0:12.07)	0:48.38 [8] (0:12.07)	0:36.31 [8] (0:11.71)	0:24.60 [9] (0:11.72)	0:12.88 [9] (0:12.88)
Average Speed [km/h]	49.8	61.1	59.9	60.3	62.5	61.6	55.8
Top Speed [km/h]	65.1	64.7	60.4	64.2	64.0	62.9	59.2
Avg. Dist. to Rail [m]	7.6	2.8	2.6	1.6	2.7	8.2	11.0
Avg. Stride Freq. [Hz]	2.2	2.3	2.3	2.3	2.4	2.3	2.2
Avg. Stride Length [m]	6.1	7.3	7.2	7.1	7.3	7.3	7.0



- [] Ranking at each section and finish
- .-.- No data available at this section
- NA No data available



Horse/Jockey Name	I Am Lethal
Final Rank	10
Fastest Section Time (Section)	0:11.67 (600m)
Top Speed [km/h] (Section)	63.4 (600m)
Race State	Finished



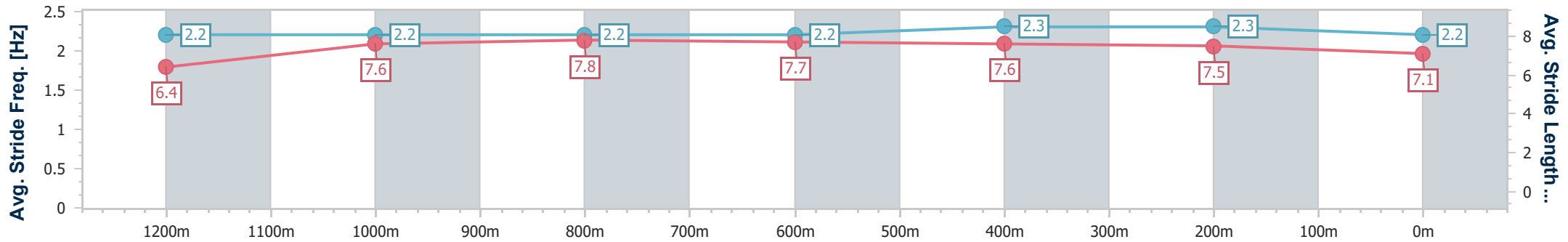
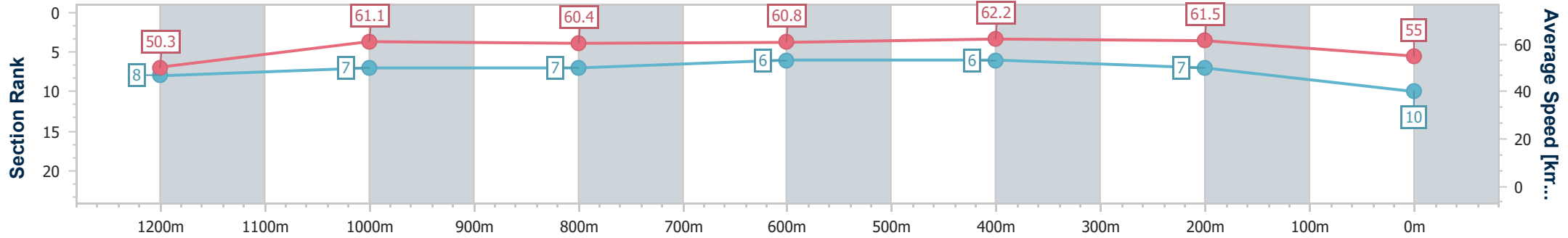
Sunshine Coast QLD Professional
Race 7: BRC SPRING CARNIVAL ON SALE BENCHMARK 68
Handicap - 1400m



10 August 2024 - 15:10

Track Rating: Soft 6, Weather: Overcast, Rail Position: True

Section	Overall	1200m	1000m	800m	600m	400m	200m
Section Times	1:26.71 [10] (0:14.33)	1:12.38 [8] (0:11.79)	1:00.59 [7] (0:12.05)	0:48.54 [7] (0:12.03)	0:36.51 [6] (0:11.67)	0:24.84 [6] (0:11.73)	0:13.11 [7] (0:13.11)
Average Speed [km/h]	50.3	61.1	60.4	60.8	62.2	61.5	55.0
Top Speed [km/h]	62.8	61.8	60.6	62.8	63.4	63.0	57.9
Avg. Dist. to Rail [m]	10.1	4.2	3.7	2.6	1.8	6.5	9.6
Avg. Stride Freq. [Hz]	2.2	2.2	2.2	2.2	2.3	2.3	2.2
Avg. Stride Length [m]	6.4	7.6	7.8	7.7	7.6	7.5	7.1



- [] Ranking at each section and finish
- .-.- No data available at this section
- NA No data available



Horse/Jockey Name	Loose Unit
Final Rank	11
Fastest Section Time (Section)	0:11.71 (1200m)
Top Speed [km/h] (Section)	63.0 (1200m)
Race State	Finished



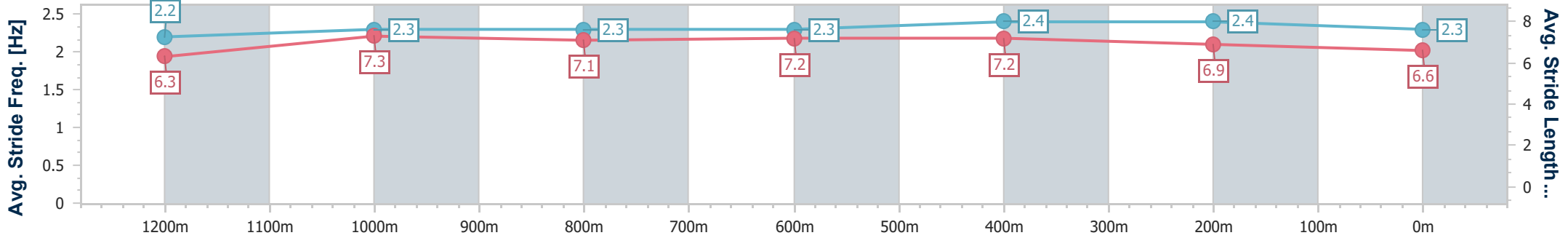
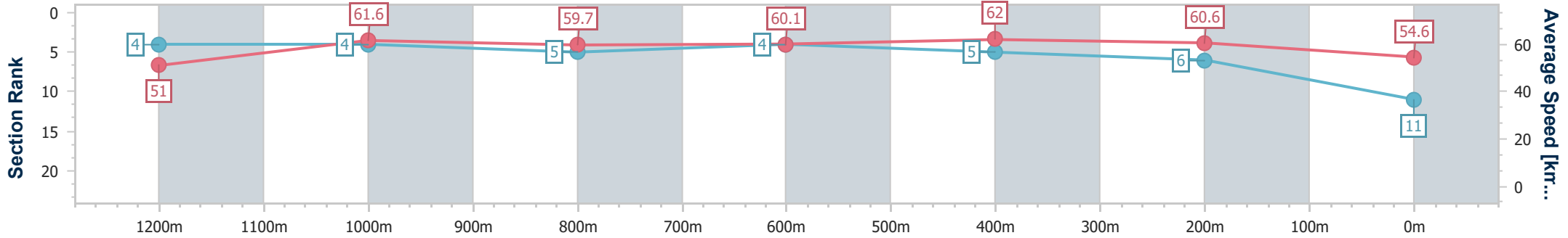
Sunshine Coast QLD Professional
 Race 7: BRC SPRING CARNIVAL ON SALE BENCHMARK 68
 Handicap - 1400m



10 August 2024 - 15:10

Track Rating: Soft 6, Weather: Overcast, Rail Position: True

Section	Overall	1200m	1000m	800m	600m	400m	200m
Section Times	1:26.80 [11] (0:14.08)	1:12.72 [4] (0:11.71)	1:01.01 [4] (0:12.15)	0:48.86 [5] (0:12.03)	0:36.83 [4] (0:11.76)	0:25.07 [5] (0:11.87)	0:13.20 [6] (0:13.20)
Average Speed [km/h]	51.0	61.6	59.7	60.1	62.0	60.6	54.6
Top Speed [km/h]	63.0	63.0	60.5	61.8	62.8	61.8	58.0
Avg. Dist. to Rail [m]	4.3	2.0	1.7	1.1	1.9	5.0	5.2
Avg. Stride Freq. [Hz]	2.2	2.3	2.3	2.3	2.4	2.4	2.3
Avg. Stride Length [m]	6.3	7.3	7.1	7.2	7.2	6.9	6.6



- [] Ranking at each section and finish
- .-.- No data available at this section
- NA No data available



Horse/Jockey Name	Porky
Final Rank	12
Fastest Section Time (Section)	0:11.23 (1200m)
Top Speed [km/h] (Section)	65.9 (1200m)
Race State	Finished



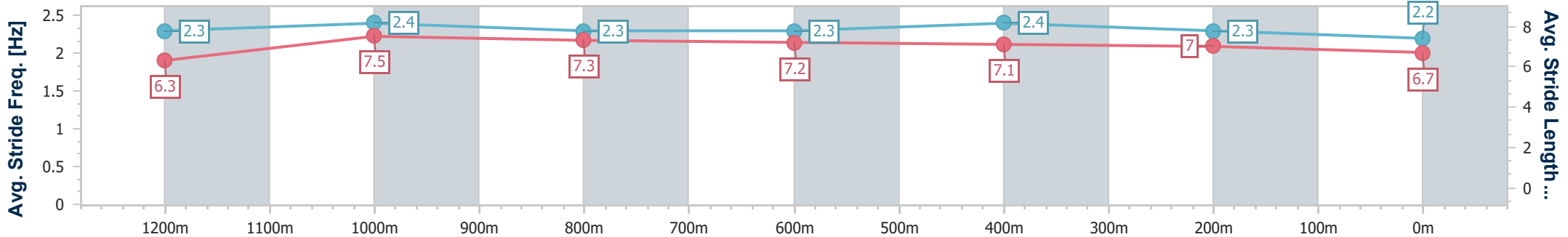
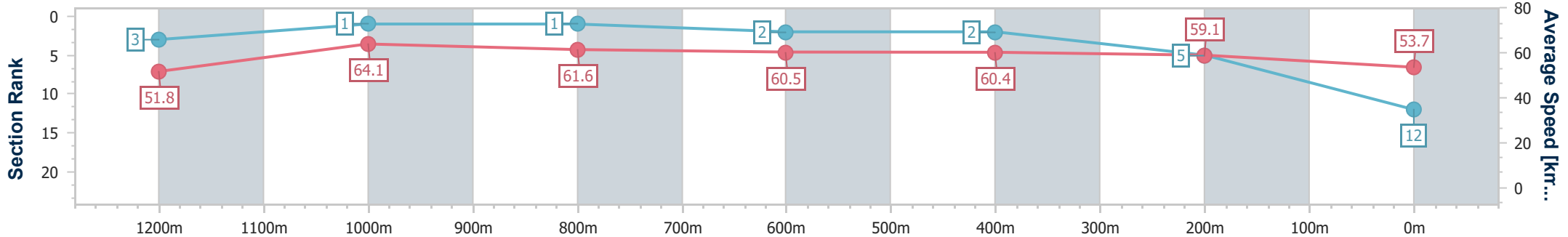
Sunshine Coast QLD Professional
 Race 7: BRC SPRING CARNIVAL ON SALE BENCHMARK 68
 Handicap - 1400m



10 August 2024 - 15:10

Track Rating: Soft 6, Weather: Overcast, Rail Position: True

Section	Overall	1200m	1000m	800m	600m	400m	200m
Section Times	1:26.83 [12] (0:13.95)	1:12.88 [3] (0:11.23)	1:01.65 [1] (0:11.74)	0:49.91 [1] (0:12.13)	0:37.78 [2] (0:12.16)	0:25.62 [2] (0:12.23)	0:13.39 [5] (0:13.39)
Average Speed [km/h]	51.8	64.1	61.6	60.5	60.4	59.1	53.7
Top Speed [km/h]	65.7	65.9	62.2	62.7	62.6	60.7	57.1
Avg. Dist. to Rail [m]	13.6	5.5	3.0	3.3	3.3	6.4	8.4
Avg. Stride Freq. [Hz]	2.3	2.4	2.3	2.3	2.4	2.3	2.2
Avg. Stride Length [m]	6.3	7.5	7.3	7.2	7.1	7.0	6.7



- [] Ranking at each section and finish
- .-.- No data available at this section
- NA No data available



Horse/Jockey Name	Smooth Torque
Final Rank	13
Fastest Section Time (Section)	0:11.52 (400m)
Top Speed [km/h] (Section)	64.3 (400m)
Race State	Finished



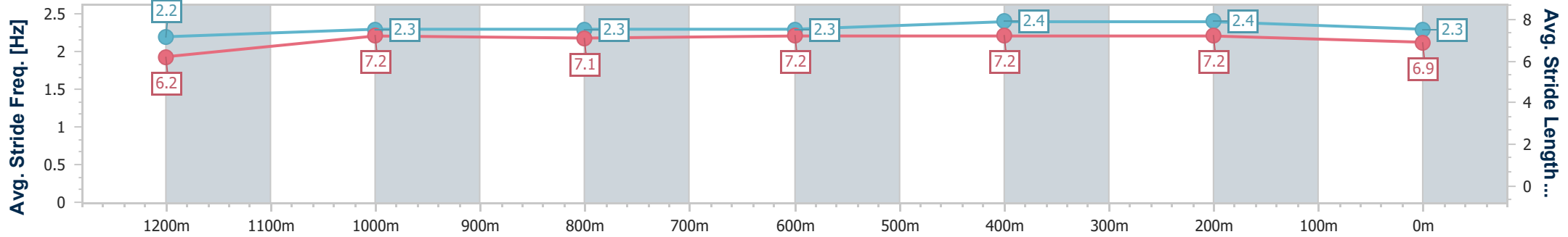
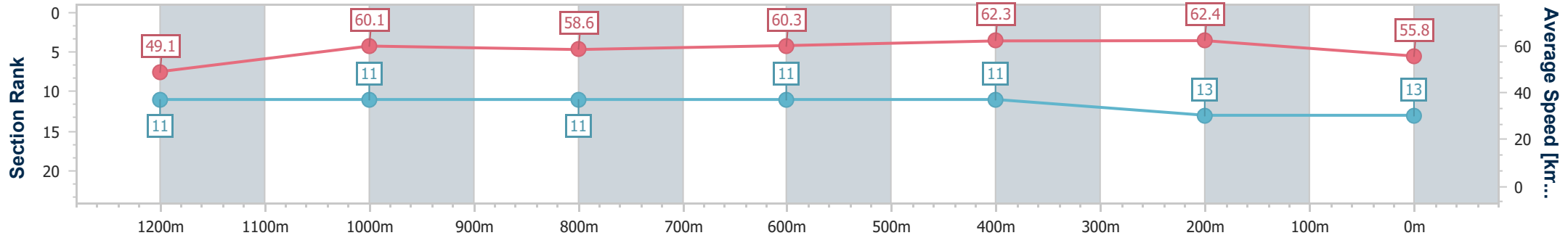
Sunshine Coast QLD Professional
Race 7: BRC SPRING CARNIVAL ON SALE BENCHMARK 68
Handicap - 1400m



10 August 2024 - 15:10

Track Rating: Soft 6, Weather: Overcast, Rail Position: True

Section	Overall	1200m	1000m	800m	600m	400m	200m
Section Times	1:27.24 [13] (0:14.65)	1:12.59 [11] (0:11.99)	1:00.60 [11] (0:12.38)	0:48.22 [11] (0:12.09)	0:36.13 [11] (0:11.68)	0:24.45 [11] (0:11.52)	0:12.93 [13] (0:12.93)
Average Speed [km/h]	49.1	60.1	58.6	60.3	62.3	62.4	55.8
Top Speed [km/h]	63.8	63.8	59.9	61.6	64.2	64.3	60.1
Avg. Dist. to Rail [m]	9.5	3.9	2.6	1.9	2.2	7.2	8.2
Avg. Stride Freq. [Hz]	2.2	2.3	2.3	2.3	2.4	2.4	2.3
Avg. Stride Length [m]	6.2	7.2	7.1	7.2	7.2	7.2	6.9



- [] Ranking at each section and finish
- .-.- No data available at this section
- NA No data available



Sunshine Coast QLD Professional

Race 8: MARTIN COLLINS AUSTRALIA BENCHMARK 70 Handicap - 1000m



10 August 2024 - 15:48

Track Rating: Soft 7, Weather: Overcast, Rail Position: True

Section												Last 600m	
Field Times		Overall	800m	600m	400m	200m							
		0:58.40 (0:13.17)	0:45.23 (0:10.57)	0:34.66 (0:11.40)	0:23.26 (0:11.33)	0:11.93 (0:11.93)							0:34.66
Rank	TAB	Horse/Jockey	Barrier	Top Speed [km/h]	Fastest Section	Overall	800m	600m	400m	200m	Margin	Last 600m	Distance Travelled [m]
1	15	AVONE Melea Castle	11	67.8 800m	0:10.76 800m	0:58.40 [1] (0:13.48)	0:44.92 [4] (0:10.76)	0:34.16 [4] (0:11.08)	0:23.08 [2] (0:11.15)	0:11.93 [1] (0:11.93)	0:58.40	0:34.16	
2	4	SPIRIT QUEEN James Orman	16	68.0 800m	0:10.93 800m	0:59.03 [2] (0:13.77)	0:45.26 [7] (0:10.93)	0:34.33 [7] (0:11.29)	0:23.04 [10] (0:10.96)	0:12.08 [6] (0:12.08)	3.5L	0:34.33	+2
3	13	ENTERPRISE LUCIA Cody Collis	7	68.6 800m	0:10.69 800m	0:59.12 [3] (0:14.07)	0:45.05 [11] (0:10.69)	0:34.36 [8] (0:10.91)	0:23.45 [7] (0:11.27)	0:12.18 [5] (0:12.18)	3.9L	0:34.36	-2
4	19	ZAHER Nikita Beriman	18	68.6 800m	0:10.86 800m	0:59.13 [4] (0:13.95)	0:45.18 [9] (0:10.86)	0:34.32 [9] (0:11.08)	0:23.24 [8] (0:11.24)	0:12.00 [10] (0:12.00)	4L	0:34.32	+6
5	1	DEVASTATING Emily Lang	19	67.4 800m	0:11.04 400m	0:59.24 [5] (0:14.02)	0:45.22 [10] (0:11.05)	0:34.17 [11] (0:11.11)	0:23.06 [11] (0:11.04)	0:12.02 [11] (0:12.02)	4.5L	0:34.17	+3
6	12	FEMME FATALE Bailey Wheeler	10	69.0 Overall	0:10.93 800m	0:59.29 [6] (0:13.27)	0:46.02 [2] (0:10.93)	0:35.09 [3] (0:11.20)	0:23.89 [3] (0:11.53)	0:12.36 [4] (0:12.36)	4.7L	0:35.09	+1
6	14	TERMAGANT Ryan Maloney	8	67.4 800m	0:10.90 800m	0:59.29 [6] (0:13.94)	0:45.35 [8] (0:10.90)	0:34.45 [10] (0:11.15)	0:23.30 [9] (0:11.04)	0:12.26 [8] (0:12.26)	4.7L	0:34.45	+1
8	11	SIMBU Angela Jones	17	67.9 800m	0:10.81 800m	0:59.34 [8] (0:13.34)	0:46.00 [3] (0:10.81)	0:35.19 [2] (0:11.25)	0:23.94 [4] (0:11.39)	0:12.55 [2] (0:12.55)	4.9L	0:35.19	+2
9	16	SHE'S A ROGUE Tahlia Fenlon	4	68.3 800m	0:10.70 800m	0:59.89 [9] (0:13.71)	0:46.18 [5] (0:10.70)	0:35.48 [5] (0:11.21)	0:24.27 [5] (0:11.37)	0:12.90 [7] (0:12.90)	8.2L	0:35.48	+1
10	18	GROOMED Noel Callow	14	68.1 600m	0:10.95 600m	0:59.90 [10] (0:14.37)	0:45.53 [12] (0:10.96)	0:34.57 [12] (0:10.95)	0:23.62 [12] (0:11.09)	0:12.53 [12] (0:12.53)	8.3L	0:34.57	+2

Scratched: Galbalan (#10), Voulait (#23), Boom Boom Basil (#5), Mr Galazi (#3), Shot Of Whiskey (#8), Glorious Ruby (#6), Bean Rocking (#21), Beachside Babe (#22), Godfather (#2), Invinovich (#7), Deep BI

Report Created: Sat 10 August 2024 16:32 GMT+1 (Note: Timing is based on position data)

Page 1/14

[] Ranking at each section and finish
 -:-:- No data available at this section
 NA No data available

SCN Saddle cloth number
 DNF Did not finish
 DNT Did not track

data processed by TRIPLESDATA



Sunshine Coast QLD Professional
Race 8: MARTIN COLLINS AUSTRALIA BENCHMARK 70 Handicap - 1000m
10 August 2024 - 15:48



Track Rating: Soft 7, Weather: Overcast, Rail Position: True

Section		Overall	800m	600m	400m	200m	Last 600m					
Field Times		0:58.40 (0:13.17)	0:45.23 (0:10.57)	0:34.66 (0:11.40)	0:23.26 (0:11.33)	0:11.93 (0:11.93)	0:34.66					
Rank	TAB Horse/Jockey	Barrier	Top Speed [km/h]	Fastest Section	Margin					Distance Travelled [m]		
11	17 BENCOOLEN Cejay Graham	20	69.8 800m	0:10.72 800m	1:00.20 [11] (0:13.75)	0:46.45 [6] (0:10.72)	0:35.73 [6] (0:11.16)	0:24.57 [6] (0:11.47)	0:13.10 [9] (0:13.10)	10.1L	0:35.73	+6
12	20 FIND YOUR OWN Michael Rodd	6	70.1 800m	0:10.57 800m	1:00.37 [12] (0:13.17)	0:47.20 [1] (0:10.57)	0:36.63 [1] (0:11.40)	0:25.23 [1] (0:11.75)	0:13.48 [3] (0:13.48)	11.1L	0:36.63	-2

Scratched: Galbalan (#10), Voulait (#23), Boom Boom Basil (#5), Mr Galazi (#3), Shot Of Whiskey (#8), Glorious Ruby (#6), Bean Rocking (#21), Beachside Babe (#22), Godfather (#2), Invinovich (#7), Deep BI

[] Ranking at each section and finish
 -:-:-:- No data available at this section
 NA No data available

SCN Saddle cloth number
 DNF Did not finish
 DNT Did not track



Horse/Jockey Name	Avone
Final Rank	1
Fastest Section Time (Section)	0:10.76 (800m)
Top Speed [km/h] (Section)	67.8 (800m)
Race State	Finished



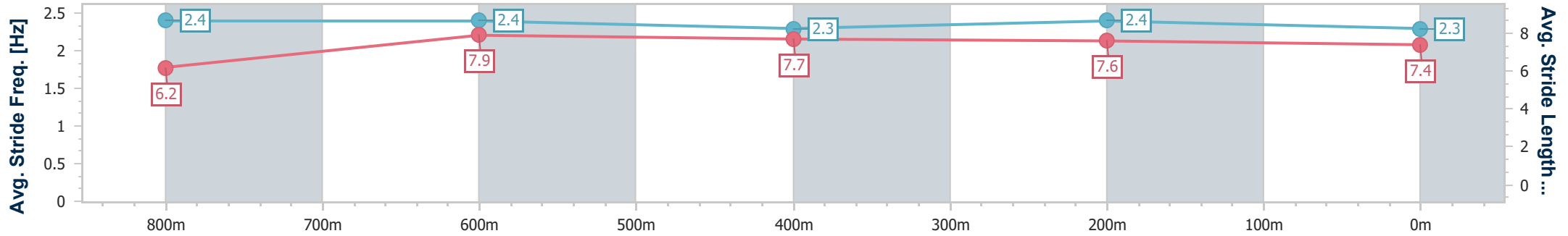
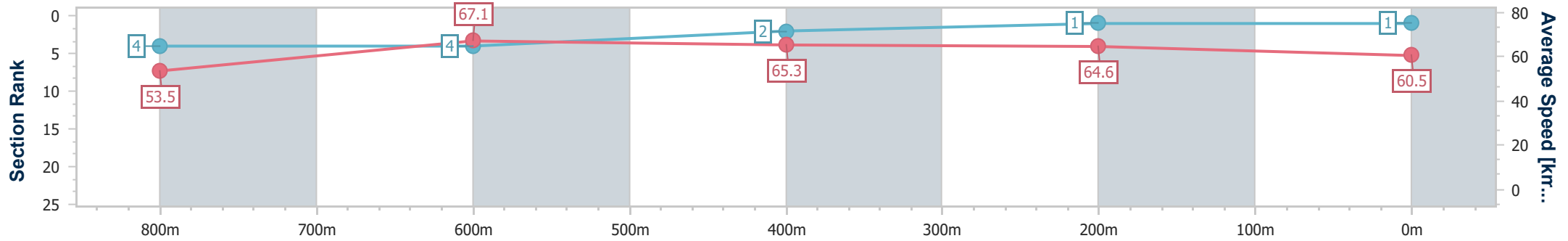
Sunshine Coast QLD Professional
Race 8: MARTIN COLLINS AUSTRALIA BENCHMARK 70
Handicap - 1000m



10 August 2024 - 15:48

Track Rating: Soft 7, Weather: Overcast, Rail Position: True

Section	Overall	800m	600m	400m	200m
Section Times	0:58.40 [1] (0:13.48)	0:44.92 [4] (0:10.76)	0:34.16 [4] (0:11.08)	0:23.08 [2] (0:11.15)	0:11.93 [1] (0:11.93)
Average Speed [km/h]	53.5	67.1	65.3	64.6	60.5
Top Speed [km/h]	67.0	67.8	67.3	65.3	63.9
Avg. Dist. to Rail [m]	6.4	1.8	1.2	6.6	6.5
Avg. Stride Freq. [Hz]	2.4	2.4	2.3	2.4	2.3
Avg. Stride Length [m]	6.2	7.9	7.7	7.6	7.4



- [] Ranking at each section and finish
- .-.- No data available at this section
- NA No data available



Horse/Jockey Name	Spirit Queen
Final Rank	2
Fastest Section Time (Section)	0:10.93 (800m)
Top Speed [km/h] (Section)	68.0 (800m)
Race State	Finished



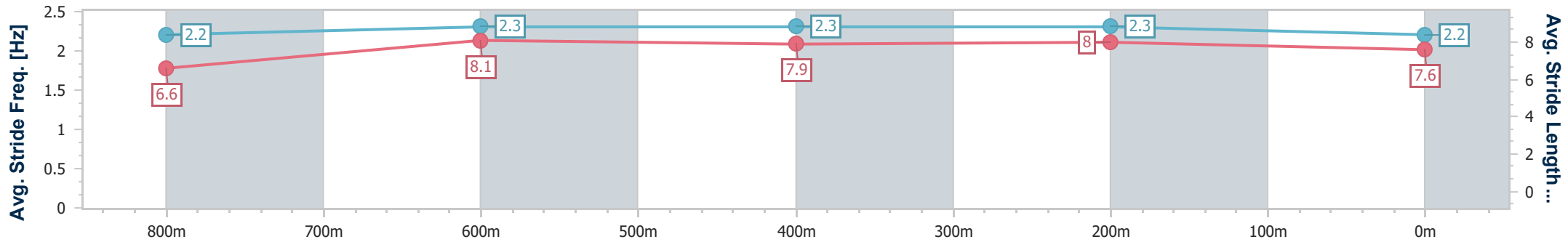
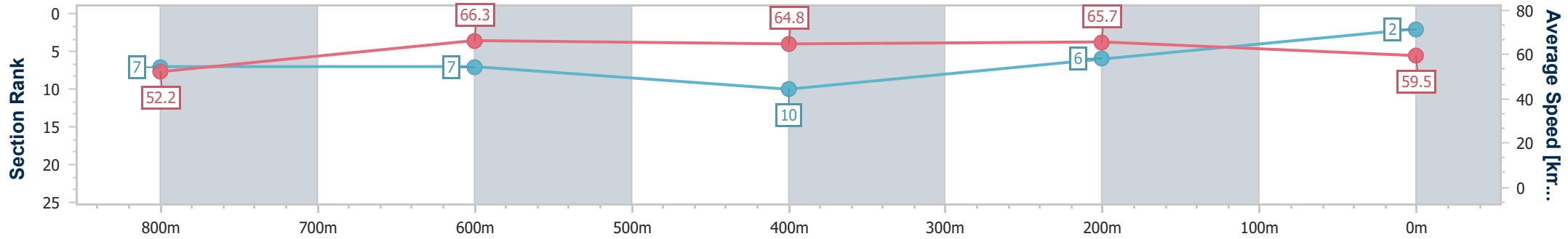
Sunshine Coast QLD Professional
 Race 8: MARTIN COLLINS AUSTRALIA BENCHMARK 70
 Handicap - 1000m



10 August 2024 - 15:48

Track Rating: Soft 7, Weather: Overcast, Rail Position: True

Section	Overall	800m	600m	400m	200m
Section Times	0:59.03 [2] (0:13.77)	0:45.26 [7] (0:10.93)	0:34.33 [7] (0:11.29)	0:23.04 [10] (0:10.96)	0:12.08 [6] (0:12.08)
Average Speed [km/h]	52.2	66.3	64.8	65.7	59.5
Top Speed [km/h]	65.7	68.0	65.6	67.1	64.7
Avg. Dist. to Rail [m]	6.7	2.8	2.3	6.6	4.8
Avg. Stride Freq. [Hz]	2.2	2.3	2.3	2.3	2.2
Avg. Stride Length [m]	6.6	8.1	7.9	8.0	7.6



- [] Ranking at each section and finish
- .-.- No data available at this section
- NA No data available



Horse/Jockey Name	Enterprise Lucia
Final Rank	3
Fastest Section Time (Section)	0:10.69 (800m)
Top Speed [km/h] (Section)	68.6 (800m)
Race State	Finished



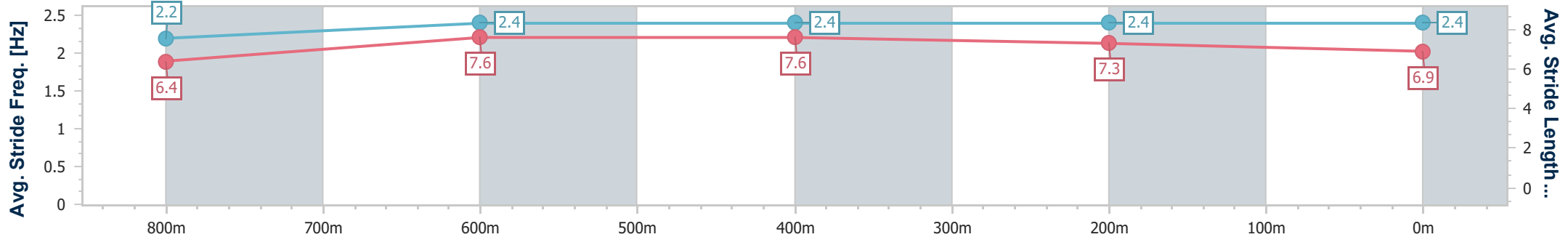
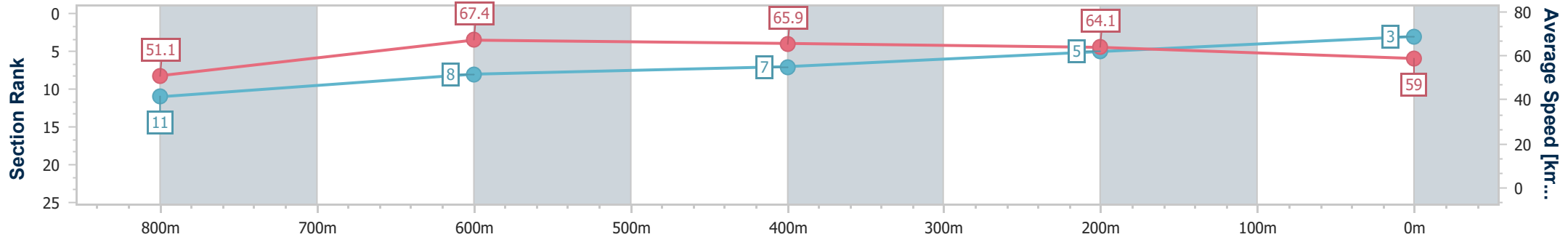
Sunshine Coast QLD Professional
 Race 8: MARTIN COLLINS AUSTRALIA BENCHMARK 70
 Handicap - 1000m



10 August 2024 - 15:48

Track Rating: Soft 7, Weather: Overcast, Rail Position: True

Section	Overall	800m	600m	400m	200m
Section Times	0:59.12 [3] (0:14.07)	0:45.05 [11] (0:10.69)	0:34.36 [8] (0:10.91)	0:23.45 [7] (0:11.27)	0:12.18 [5] (0:12.18)
Average Speed [km/h]	51.1	67.4	65.9	64.1	59.0
Top Speed [km/h]	68.1	68.6	68.2	65.3	62.2
Avg. Dist. to Rail [m]	3.9	1.0	0.4	3.3	3.7
Avg. Stride Freq. [Hz]	2.2	2.4	2.4	2.4	2.4
Avg. Stride Length [m]	6.4	7.6	7.6	7.3	6.9



- [] Ranking at each section and finish
- .-.- No data available at this section
- NA No data available



Horse/Jockey Name	Zaher
Final Rank	4
Fastest Section Time (Section)	0:10.86 (800m)
Top Speed [km/h] (Section)	68.6 (800m)
Race State	Finished



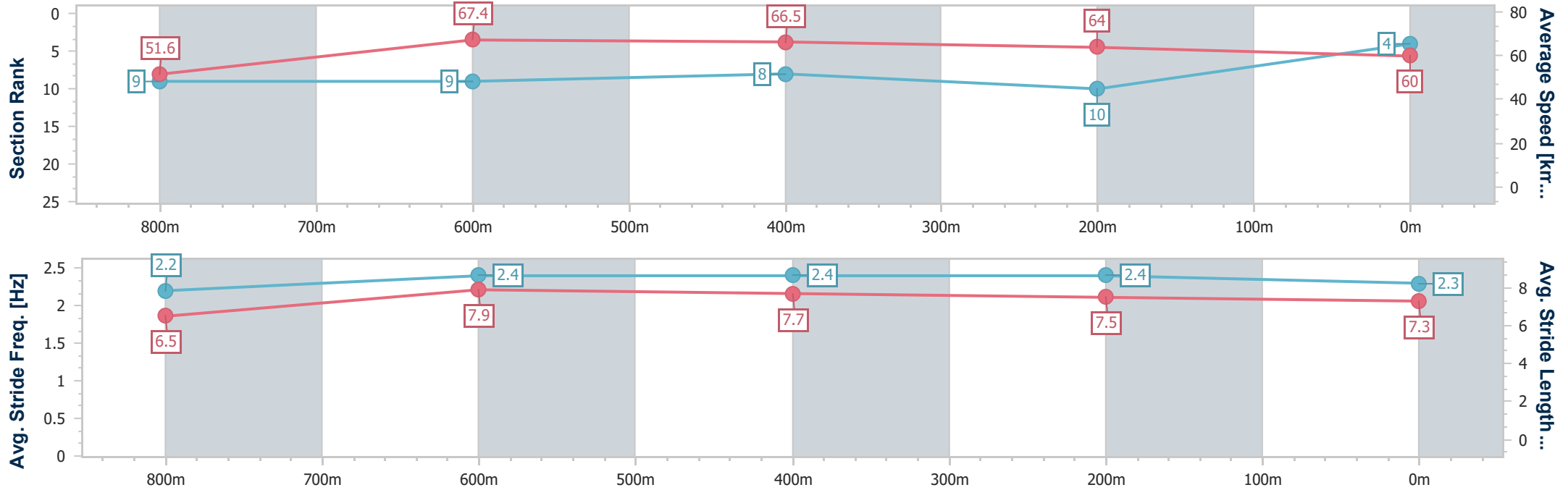
Sunshine Coast QLD Professional
Race 8: MARTIN COLLINS AUSTRALIA BENCHMARK 70
Handicap - 1000m



10 August 2024 - 15:48

Track Rating: Soft 7, Weather: Overcast, Rail Position: True

Section	Overall	800m	600m	400m	200m
Section Times	0:59.13 [4] (0:13.95)	0:45.18 [9] (0:10.86)	0:34.32 [9] (0:11.08)	0:23.24 [8] (0:11.24)	0:12.00 [10] (0:12.00)
Average Speed [km/h]	51.6	67.4	66.5	64.0	60.0
Top Speed [km/h]	66.8	68.6	67.3	66.1	62.5
Avg. Dist. to Rail [m]	8.6	4.1	3.9	11.3	11.2
Avg. Stride Freq. [Hz]	2.2	2.4	2.4	2.4	2.3
Avg. Stride Length [m]	6.5	7.9	7.7	7.5	7.3



- [] Ranking at each section and finish
- .-.- No data available at this section
- NA No data available



Horse/Jockey Name	Devastating
Final Rank	5
Fastest Section Time (Section)	0:11.04 (400m)
Top Speed [km/h] (Section)	67.4 (800m)
Race State	Finished



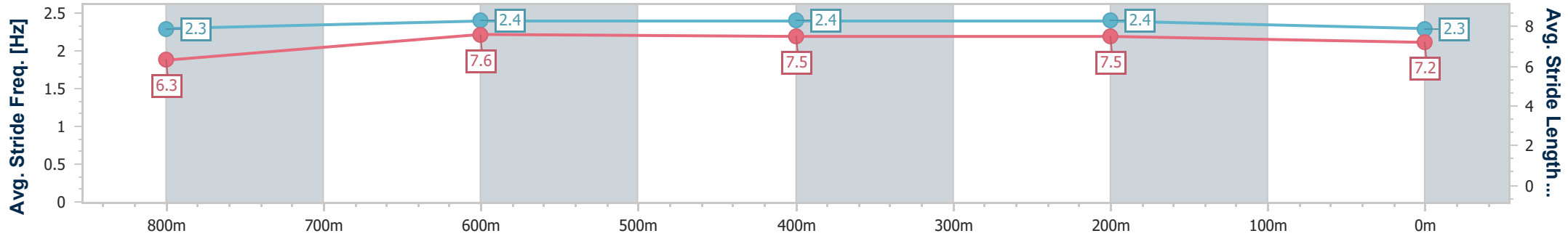
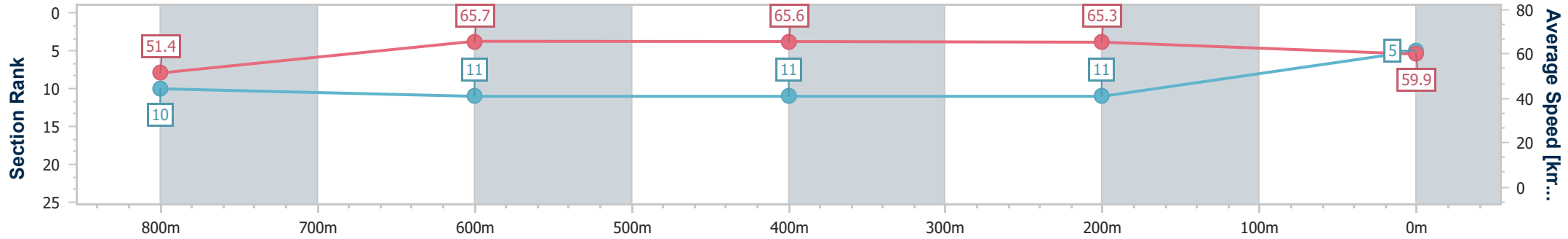
Sunshine Coast QLD Professional
Race 8: MARTIN COLLINS AUSTRALIA BENCHMARK 70
Handicap - 1000m



10 August 2024 - 15:48

Track Rating: Soft 7, Weather: Overcast, Rail Position: True

Section	Overall	800m	600m	400m	200m
Section Times	0:59.24 [5] (0:14.02)	0:45.22 [10] (0:11.05)	0:34.17 [11] (0:11.11)	0:23.06 [11] (0:11.04)	0:12.02 [11] (0:12.02)
Average Speed [km/h]	51.4	65.7	65.6	65.3	59.9
Top Speed [km/h]	65.1	67.4	66.5	66.4	64.4
Avg. Dist. to Rail [m]	9.7	3.7	1.6	6.5	6.5
Avg. Stride Freq. [Hz]	2.3	2.4	2.4	2.4	2.3
Avg. Stride Length [m]	6.3	7.6	7.5	7.5	7.2



- [] Ranking at each section and finish
- .-.- No data available at this section
- NA No data available



Horse/Jockey Name	Femme Fatale
Final Rank	6
Fastest Section Time (Section)	0:10.93 (800m)
Top Speed [km/h] (Section)	69.0 (Overall)
Race State	Finished



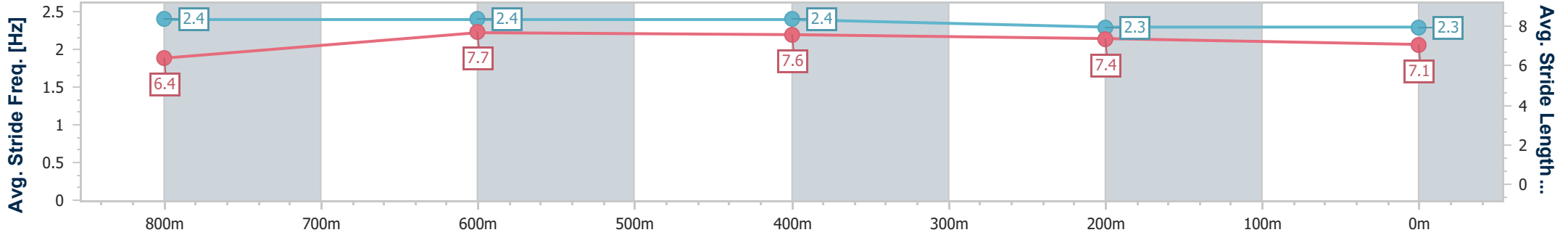
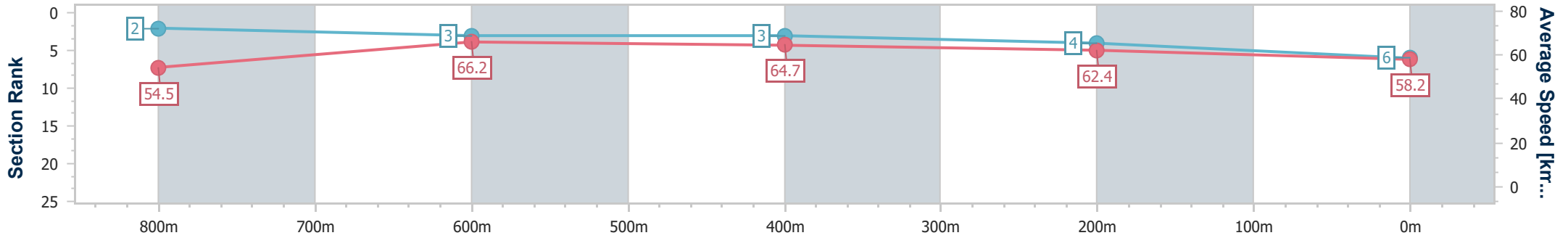
Sunshine Coast QLD Professional
Race 8: MARTIN COLLINS AUSTRALIA BENCHMARK 70
Handicap - 1000m



10 August 2024 - 15:48

Track Rating: Soft 7, Weather: Overcast, Rail Position: True

Section	Overall	800m	600m	400m	200m
Section Times	0:59.29 [6] (0:13.27)	0:46.02 [2] (0:10.93)	0:35.09 [3] (0:11.20)	0:23.89 [3] (0:11.53)	0:12.36 [4] (0:12.36)
Average Speed [km/h]	54.5	66.2	64.7	62.4	58.2
Top Speed [km/h]	69.0	69.0	66.2	64.5	61.5
Avg. Dist. to Rail [m]	5.7	2.3	1.2	7.3	7.7
Avg. Stride Freq. [Hz]	2.4	2.4	2.4	2.3	2.3
Avg. Stride Length [m]	6.4	7.7	7.6	7.4	7.1



- [] Ranking at each section and finish
- .-.- No data available at this section
- NA No data available



Horse/Jockey Name	Termagant
Final Rank	6
Fastest Section Time (Section)	0:10.90 (800m)
Top Speed [km/h] (Section)	67.4 (800m)
Race State	Finished



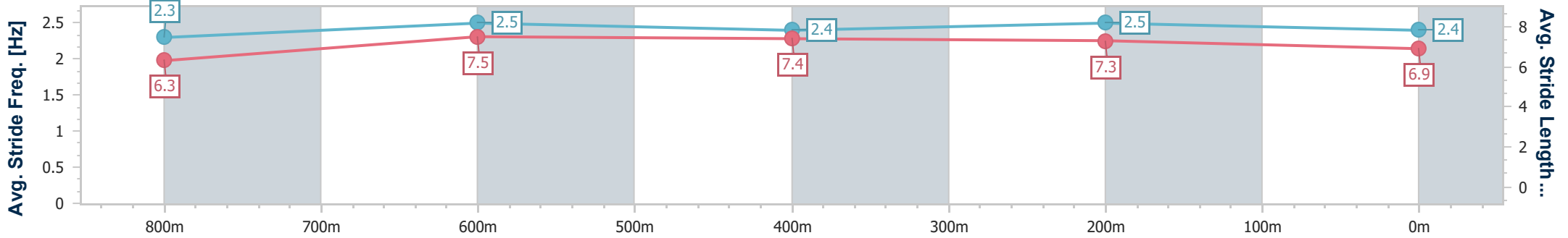
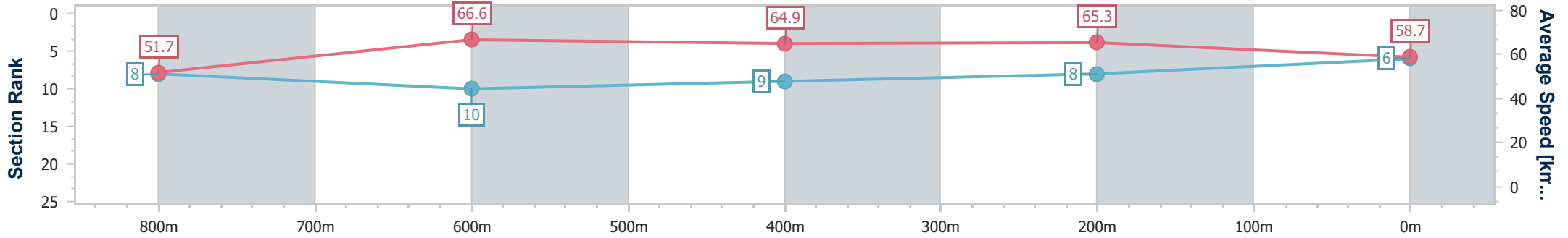
Sunshine Coast QLD Professional
 Race 8: MARTIN COLLINS AUSTRALIA BENCHMARK 70
 Handicap - 1000m



10 August 2024 - 15:48

Track Rating: Soft 7, Weather: Overcast, Rail Position: True

Section	Overall	800m	600m	400m	200m
Section Times	0:59.29 [6] (0:13.94)	0:45.35 [8] (0:10.90)	0:34.45 [10] (0:11.15)	0:23.30 [9] (0:11.04)	0:12.26 [8] (0:12.26)
Average Speed [km/h]	51.7	66.6	64.9	65.3	58.7
Top Speed [km/h]	66.4	67.4	66.7	66.7	62.2
Avg. Dist. to Rail [m]	5.1	2.7	0.8	3.4	4.1
Avg. Stride Freq. [Hz]	2.3	2.5	2.4	2.5	2.4
Avg. Stride Length [m]	6.3	7.5	7.4	7.3	6.9



- [] Ranking at each section and finish
- .-.- No data available at this section
- NA No data available



Horse/Jockey Name	Simbu
Final Rank	8
Fastest Section Time (Section)	0:10.81 (800m)
Top Speed [km/h] (Section)	67.9 (800m)
Race State	Finished



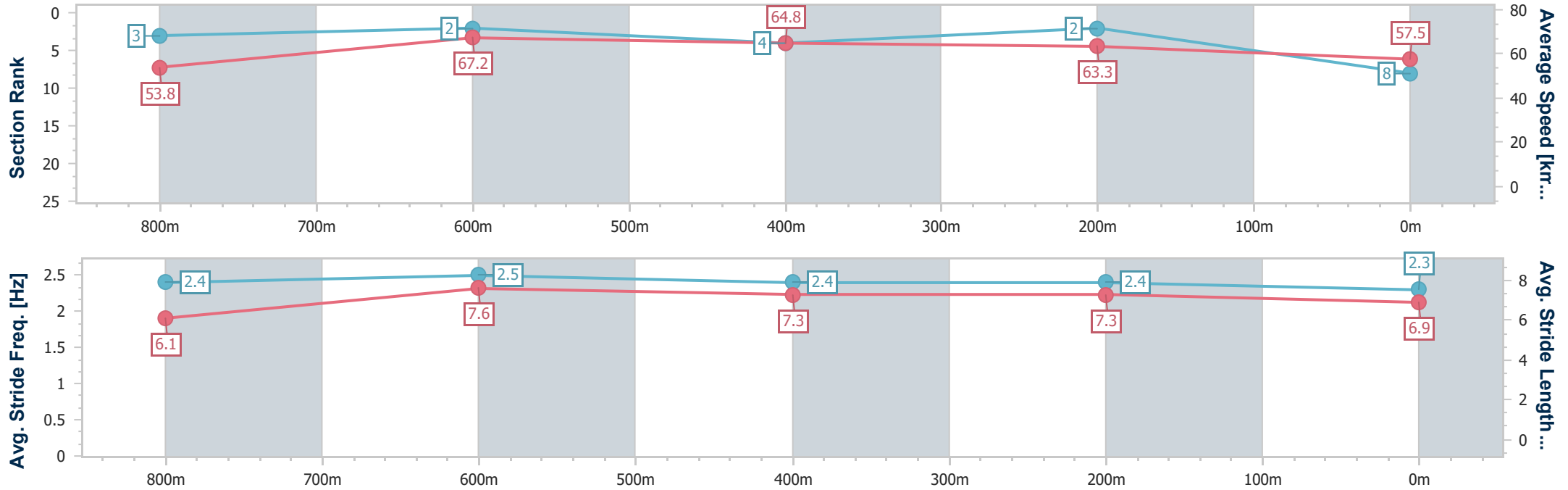
Sunshine Coast QLD Professional
Race 8: MARTIN COLLINS AUSTRALIA BENCHMARK 70
Handicap - 1000m



10 August 2024 - 15:48

Track Rating: Soft 7, Weather: Overcast, Rail Position: True

Section	Overall	800m	600m	400m	200m
Section Times	0:59.34 [8] (0:13.34)	0:46.00 [3] (0:10.81)	0:35.19 [2] (0:11.25)	0:23.94 [4] (0:11.39)	0:12.55 [2] (0:12.55)
Average Speed [km/h]	53.8	67.2	64.8	63.3	57.5
Top Speed [km/h]	67.4	67.9	65.9	64.8	60.9
Avg. Dist. to Rail [m]	8.6	3.3	2.0	8.1	8.6
Avg. Stride Freq. [Hz]	2.4	2.5	2.4	2.4	2.3
Avg. Stride Length [m]	6.1	7.6	7.3	7.3	6.9



- [] Ranking at each section and finish
- .-.- No data available at this section
- NA No data available



Horse/Jockey Name	She's A Rogue
Final Rank	9
Fastest Section Time (Section)	0:10.70 (800m)
Top Speed [km/h] (Section)	68.3 (800m)
Race State	Finished



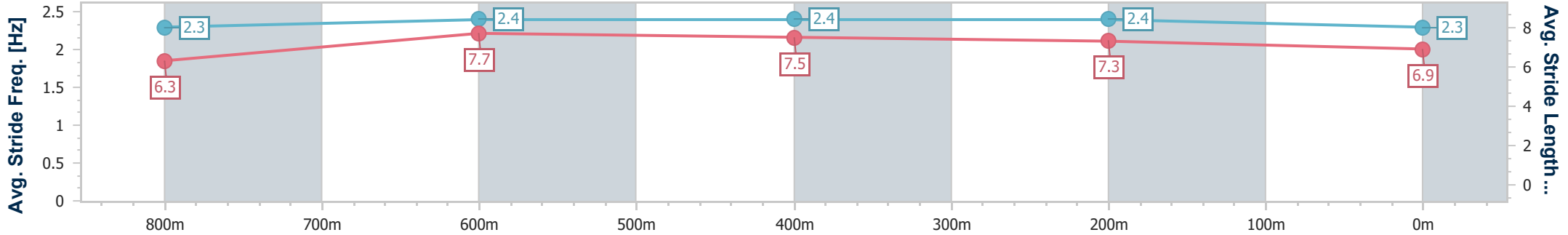
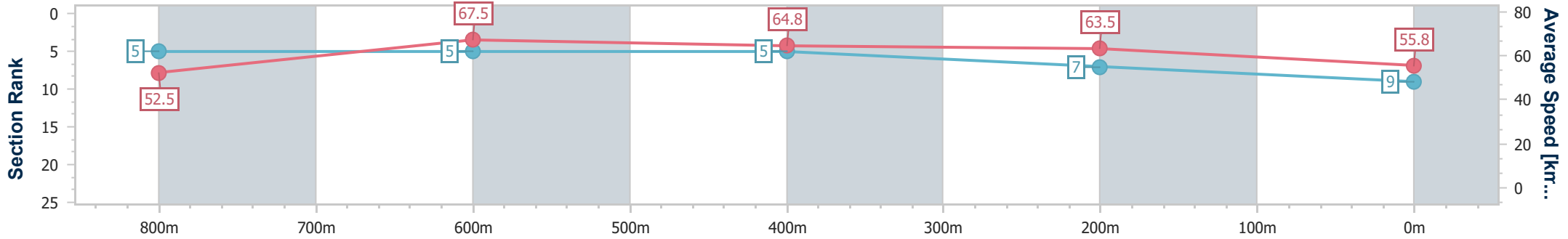
Sunshine Coast QLD Professional
 Race 8: MARTIN COLLINS AUSTRALIA BENCHMARK 70
 Handicap - 1000m



10 August 2024 - 15:48

Track Rating: Soft 7, Weather: Overcast, Rail Position: True

Section	Overall	800m	600m	400m	200m
Section Times	0:59.89 [9] (0:13.71)	0:46.18 [5] (0:10.70)	0:35.48 [5] (0:11.21)	0:24.27 [5] (0:11.37)	0:12.90 [7] (0:12.90)
Average Speed [km/h]	52.5	67.5	64.8	63.5	55.8
Top Speed [km/h]	67.0	68.3	66.2	64.2	61.3
Avg. Dist. to Rail [m]	2.6	1.5	1.5	5.0	4.4
Avg. Stride Freq. [Hz]	2.3	2.4	2.4	2.4	2.3
Avg. Stride Length [m]	6.3	7.7	7.5	7.3	6.9



- [] Ranking at each section and finish
- .-.- No data available at this section
- NA No data available



Horse/Jockey Name	Groomed
Final Rank	10
Fastest Section Time (Section)	0:10.95 (600m)
Top Speed [km/h] (Section)	68.1 (600m)
Race State	Finished



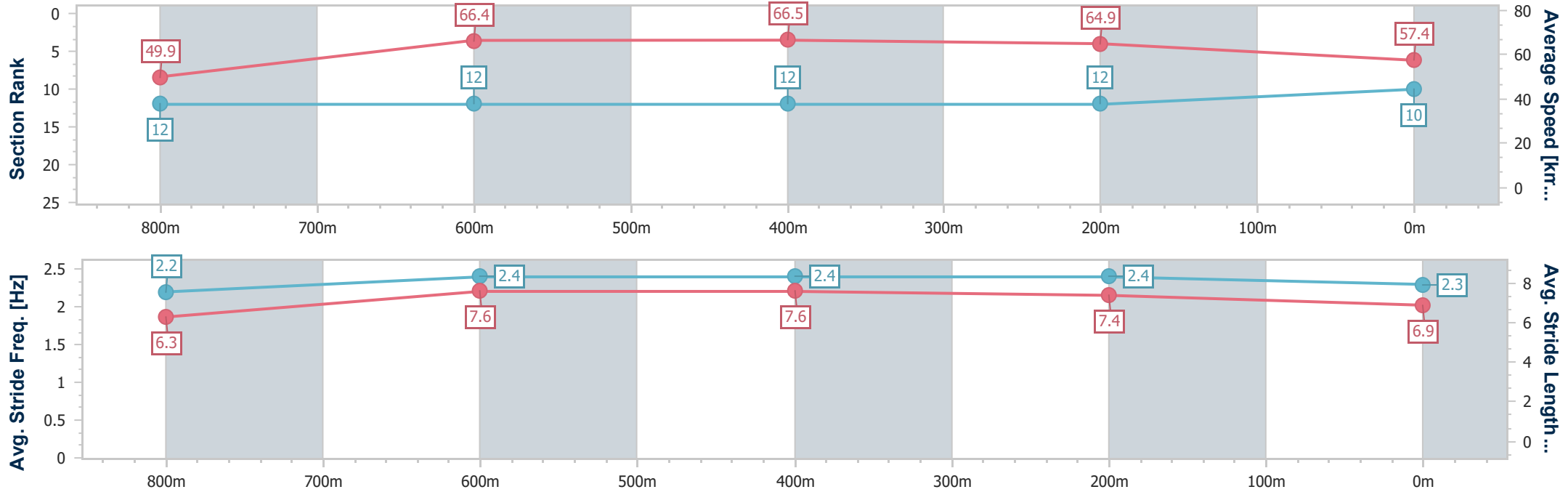
Sunshine Coast QLD Professional
Race 8: MARTIN COLLINS AUSTRALIA BENCHMARK 70
Handicap - 1000m



10 August 2024 - 15:48

Track Rating: Soft 7, Weather: Overcast, Rail Position: True

Section	Overall	800m	600m	400m	200m
Section Times	0:59.90 [10] (0:14.37)	0:45.53 [12] (0:10.96)	0:34.57 [12] (0:10.95)	0:23.62 [12] (0:11.09)	0:12.53 [12] (0:12.53)
Average Speed [km/h]	49.9	66.4	66.5	64.9	57.4
Top Speed [km/h]	63.8	67.9	68.1	66.5	63.2
Avg. Dist. to Rail [m]	7.7	2.7	2.0	2.6	3.2
Avg. Stride Freq. [Hz]	2.2	2.4	2.4	2.4	2.3
Avg. Stride Length [m]	6.3	7.6	7.6	7.4	6.9



- [] Ranking at each section and finish
- .-.- No data available at this section
- NA No data available



Horse/Jockey Name	Bencoolen
Final Rank	11
Fastest Section Time (Section)	0:10.72 (800m)
Top Speed [km/h] (Section)	69.8 (800m)
Race State	Finished



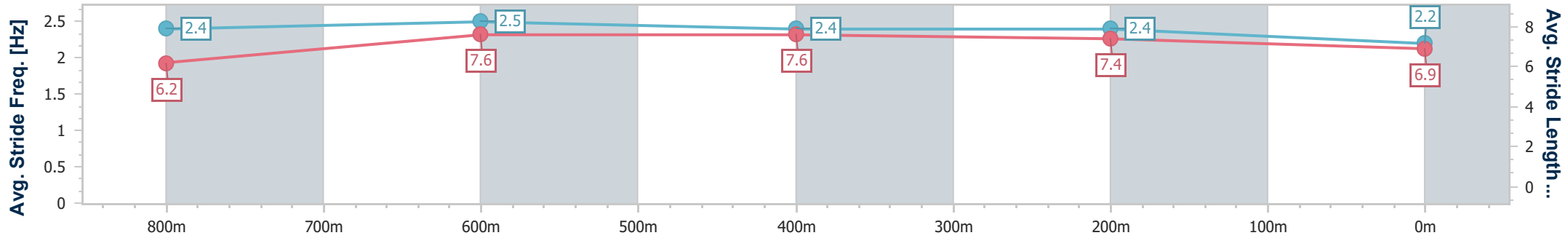
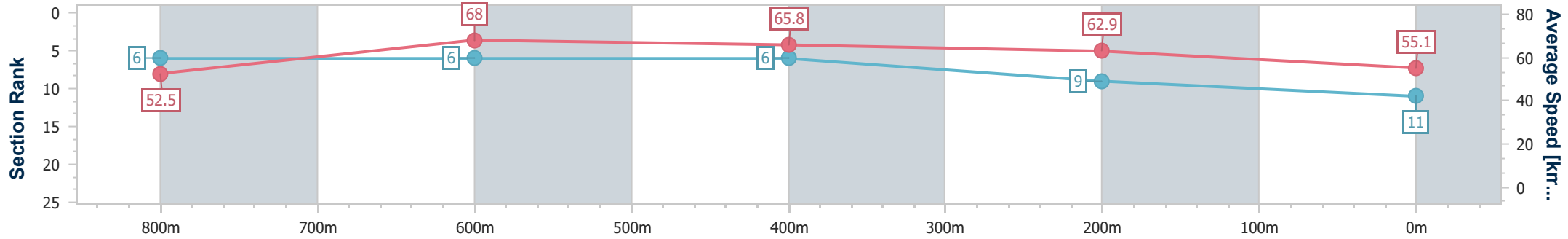
Sunshine Coast QLD Professional
Race 8: MARTIN COLLINS AUSTRALIA BENCHMARK 70
Handicap - 1000m



10 August 2024 - 15:48

Track Rating: Soft 7, Weather: Overcast, Rail Position: True

Section	Overall	800m	600m	400m	200m
Section Times	1:00.20 [11] (0:13.75)	0:46.45 [6] (0:10.72)	0:35.73 [6] (0:11.16)	0:24.57 [6] (0:11.47)	0:13.10 [9] (0:13.10)
Average Speed [km/h]	52.5	68.0	65.8	62.9	55.1
Top Speed [km/h]	67.3	69.8	66.9	64.7	59.4
Avg. Dist. to Rail [m]	10.6	3.8	3.3	8.9	8.5
Avg. Stride Freq. [Hz]	2.4	2.5	2.4	2.4	2.2
Avg. Stride Length [m]	6.2	7.6	7.6	7.4	6.9



- [] Ranking at each section and finish
- .-.- No data available at this section
- NA No data available



Horse/Jockey Name	Find Your Own
Final Rank	12
Fastest Section Time (Section)	0:10.57 (800m)
Top Speed [km/h] (Section)	70.1 (800m)
Race State	Finished



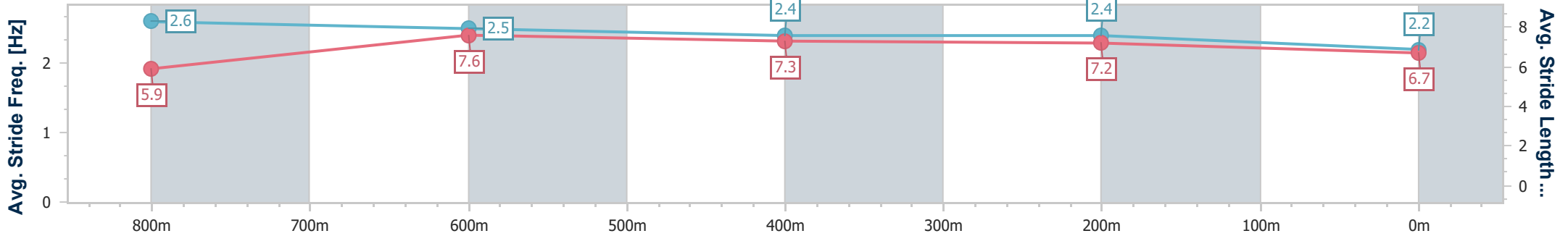
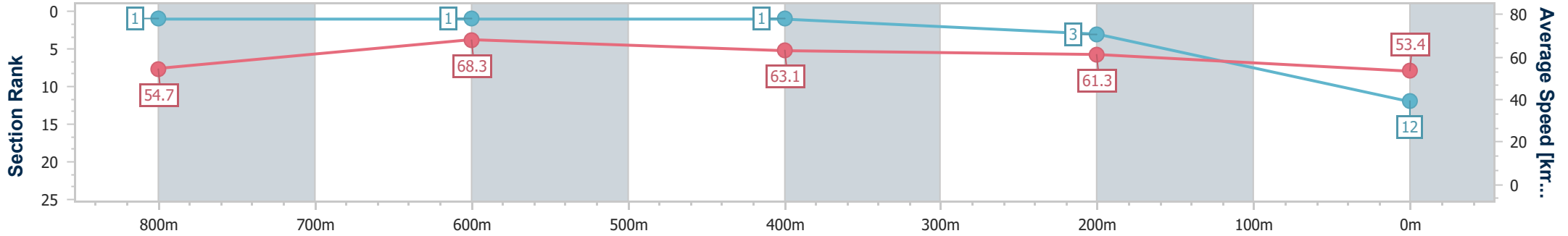
Sunshine Coast QLD Professional
 Race 8: MARTIN COLLINS AUSTRALIA BENCHMARK 70
 Handicap - 1000m



10 August 2024 - 15:48

Track Rating: Soft 7, Weather: Overcast, Rail Position: True

Section	Overall	800m	600m	400m	200m
Section Times	1:00.37 [12] (0:13.17)	0:47.20 [1] (0:10.57)	0:36.63 [1] (0:11.40)	0:25.23 [1] (0:11.75)	0:13.48 [3] (0:13.48)
Average Speed [km/h]	54.7	68.3	63.1	61.3	53.4
Top Speed [km/h]	69.7	70.1	65.8	63.2	58.6
Avg. Dist. to Rail [m]	4.0	1.3	0.4	4.2	5.6
Avg. Stride Freq. [Hz]	2.6	2.5	2.4	2.4	2.2
Avg. Stride Length [m]	5.9	7.6	7.3	7.2	6.7



- [] Ranking at each section and finish
- .-.- No data available at this section
- NA No data available



Sunshine Coast QLD Professional
Race 9: CALOUNDRA RSL Class 6 Handicap - 1000m
10 August 2024 - 16:29



Track Rating: Soft 7, Weather: Overcast, Rail Position: True

Section											Last 600m		
Field Times		Overall	800m	600m	400m	200m						0:35.03	
		0:58.83 (0:12.98)	0:45.85 (0:10.82)	0:35.03 (0:11.26)	0:23.77 (0:11.31)	0:12.46 (0:12.46)							
Rank	TAB	Horse/Jockey	Barrier	Top Speed [km/h]	Fastest Section						Margin	Distance Travelled [m]	
1	16	MR GALAZI Cejay Graham	8	69.7 800m	0:10.75 800m	0:58.83 [1] (0:13.17)	0:45.66 [2] (0:10.75)	0:34.91 [2] (0:11.30)	0:23.61 [2] (0:11.21)	0:12.40 [2] (0:12.40)	0:58.83	0:34.91	
2	11	LIQUOR Angela Jones	2	68.6 800m	0:10.91 800m	0:58.85 [2] (0:13.22)	0:45.63 [4] (0:10.91)	0:34.72 [6] (0:11.20)	0:23.52 [4] (0:11.15)	0:12.37 [3] (0:12.37)	0.1L	0:34.72	+2
3	2	HATCHET Ryan Maloney	13	67.6 800m	0:10.92 800m	0:58.86 [3] (0:13.54)	0:45.32 [9] (0:10.92)	0:34.40 [10] (0:11.36)	0:23.04 [12] (0:11.11)	0:11.93 [11] (0:11.93)	0.2L	0:34.40	+2
4	3	GOLDSBOROUGH Nikita Beriman	11	67.5 600m	0:10.95 800m	0:59.00 [4] (0:13.62)	0:45.38 [11] (0:10.95)	0:34.43 [12] (0:11.08)	0:23.35 [9] (0:11.07)	0:12.28 [5] (0:12.28)	1L	0:34.43	+2
5	5	OSAMU Emily Lang	18	70.1 800m	0:10.82 800m	0:59.11 [5] (0:12.98)	0:46.13 [1] (0:10.82)	0:35.31 [1] (0:11.26)	0:24.05 [1] (0:11.31)	0:12.74 [1] (0:12.74)	1.5L	0:35.31	-1
5	9	RALPHIE Andrew Mallyon	4	71.6 800m	0:10.58 800m	0:59.11 [5] (0:13.57)	0:45.54 [10] (0:10.58)	0:34.96 [7] (0:11.29)	0:23.67 [6] (0:11.33)	0:12.34 [6] (0:12.34)	1.5L	0:34.96	+0
7	7	IMMORAL James Orman	12	68.5 800m	0:10.82 800m	0:59.18 [7] (0:13.45)	0:45.73 [7] (0:10.82)	0:34.91 [8] (0:11.49)	0:23.42 [11] (0:11.16)	0:12.26 [10] (0:12.26)	1.8L	0:34.91	+1
8	13	THIS IS ONE Melea Castle	14	70.2 800m	0:10.73 800m	0:59.23 [8] (0:13.20)	0:46.03 [3] (0:10.73)	0:35.30 [3] (0:11.43)	0:23.87 [5] (0:11.46)	0:12.41 [7] (0:12.41)	2L	0:35.30	+4
9	4	RICHON Bailey Wheeler	1	68.4 800m	0:10.78 800m	0:59.28 [9] (0:13.32)	0:45.96 [6] (0:10.78)	0:35.18 [4] (0:11.17)	0:24.01 [3] (0:11.39)	0:12.62 [4] (0:12.62)	2.2L	0:35.18	-3
10	12	ZOUMETEOR Cody Collis	15	70.6 Overall	0:10.87 800m	0:59.37 [10] (0:13.24)	0:46.13 [5] (0:10.87)	0:35.26 [5] (0:11.47)	0:23.79 [7] (0:11.32)	0:12.47 [9] (0:12.47)	2.6L	0:35.26	+6

Scratched: Glorious Ruby (#14), Kingston's Here (#8), Avone (#17), Unflinching (#1), Godfather (#15), Rejoiced (#10)

[] Ranking at each section and finish
 -:-:- No data available at this section
 NA No data available

SCN Saddle cloth number
 DNF Did not finish
 DNT Did not track



Sunshine Coast QLD Professional
Race 9: CALOUNDRA RSL Class 6 Handicap - 1000m
10 August 2024 - 16:29



Track Rating: Soft 7, Weather: Overcast, Rail Position: True

Section		Overall	800m	600m	400m	200m	Last 600m					
Field Times		0:58.83 (0:12.98)	0:45.85 (0:10.82)	0:35.03 (0:11.26)	0:23.77 (0:11.31)	0:12.46 (0:12.46)	0:35.03					
Rank	TAB Horse/Jockey	Barrier	Top Speed [km/h]	Fastest Section	Margin					Distance Travelled [m]		
11	6 DEVIL'S THROAT Noel Callow	5	67.9 800m	0:10.88 800m	0:59.61 [11] (0:13.67)	0:45.94 [12] (0:10.88)	0:35.06 [11] (0:11.06)	0:24.00 [8] (0:11.37)	0:12.63 [12] (0:12.63)	3.9L	0:35.06	+0
12	18 GALBALAN Taylor Marshall	6	67.8 800m	0:10.92 800m	0:59.80 [12] (0:13.45)	0:46.35 [7] (0:10.92)	0:35.43 [9] (0:11.30)	0:24.13 [10] (0:11.23)	0:12.90 [8] (0:12.90)	4.9L	0:35.43	+3

Scratched: Glorious Ruby (#14), Kingston's Here (#8), Avone (#17), Unflinching (#1), Godfather (#15), Rejoiced (#10)

[] Ranking at each section and finish
 -:-:-:- No data available at this section
 NA No data available

SCN Saddle cloth number
 DNF Did not finish
 DNT Did not track



Horse/Jockey Name	Mr Galazi
Final Rank	1
Fastest Section Time (Section)	0:10.75 (800m)
Top Speed [km/h] (Section)	69.7 (800m)
Race State	Finished



Sunshine Coast QLD Professional

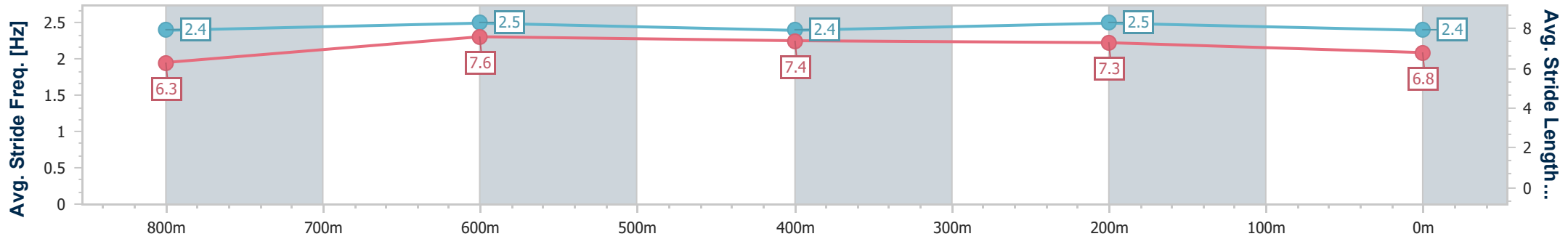
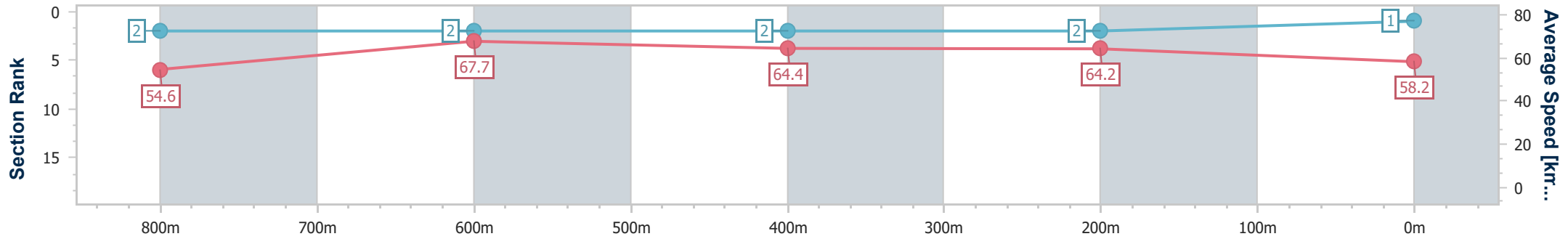
Race 9: CALOUNDRA RSL Class 6 Handicap - 1000m



10 August 2024 - 16:29

Track Rating: Soft 7, Weather: Overcast, Rail Position: True

Section	Overall	800m	600m	400m	200m
Section Times	0:58.83 [1] (0:13.17)	0:45.66 [2] (0:10.75)	0:34.91 [2] (0:11.30)	0:23.61 [2] (0:11.21)	0:12.40 [2] (0:12.40)
Average Speed [km/h]	54.6	67.7	64.4	64.2	58.2
Top Speed [km/h]	69.4	69.7	66.6	65.8	61.7
Avg. Dist. to Rail [m]	7.7	3.5	2.0	4.7	4.5
Avg. Stride Freq. [Hz]	2.4	2.5	2.4	2.5	2.4
Avg. Stride Length [m]	6.3	7.6	7.4	7.3	6.8



- [] Ranking at each section and finish
- .-.- No data available at this section
- NA No data available



Horse/Jockey Name	Liquor
Final Rank	2
Fastest Section Time (Section)	0:10.91 (800m)
Top Speed [km/h] (Section)	68.6 (800m)
Race State	Finished



Sunshine Coast QLD Professional

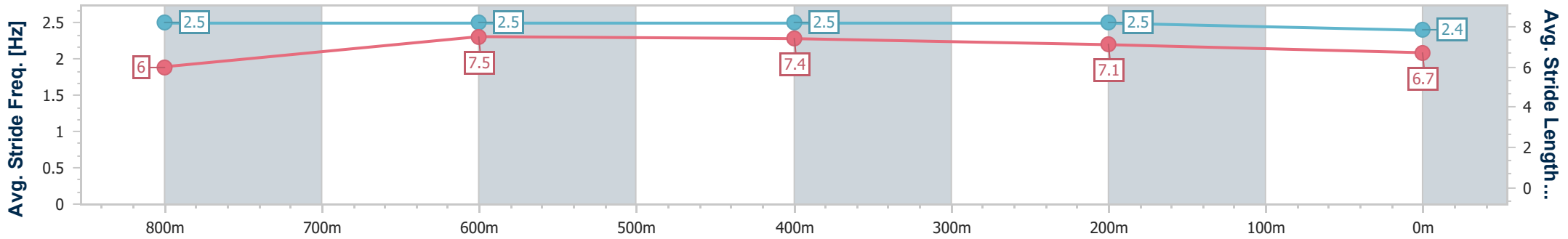
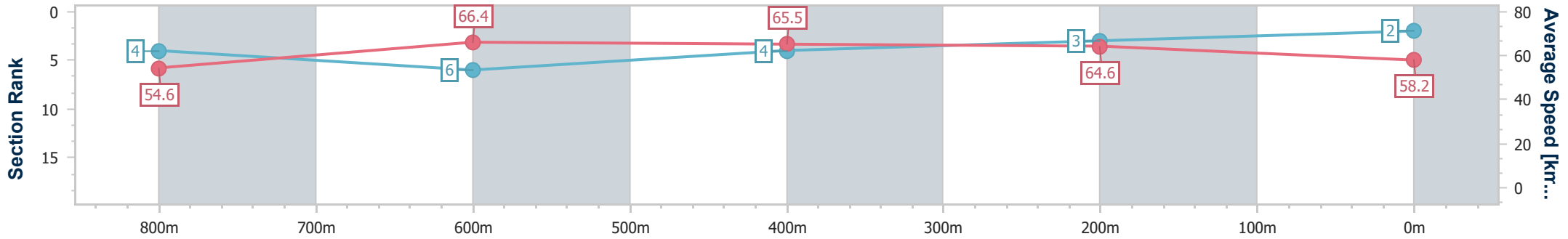
Race 9: CALOUNDRA RSL Class 6 Handicap - 1000m



10 August 2024 - 16:29

Track Rating: Soft 7, Weather: Overcast, Rail Position: True

Section	Overall	800m	600m	400m	200m
Section Times	0:58.85 [2] (0:13.22)	0:45.63 [4] (0:10.91)	0:34.72 [6] (0:11.20)	0:23.52 [4] (0:11.15)	0:12.37 [3] (0:12.37)
Average Speed [km/h]	54.6	66.4	65.5	64.6	58.2
Top Speed [km/h]	68.4	68.6	65.9	66.1	62.9
Avg. Dist. to Rail [m]	4.9	2.6	2.8	6.1	4.8
Avg. Stride Freq. [Hz]	2.5	2.5	2.5	2.5	2.4
Avg. Stride Length [m]	6.0	7.5	7.4	7.1	6.7



- [] Ranking at each section and finish
- .-.- No data available at this section
- NA No data available



Horse/Jockey Name	Hatchet
Final Rank	3
Fastest Section Time (Section)	0:10.92 (800m)
Top Speed [km/h] (Section)	67.6 (800m)
Race State	Finished



Sunshine Coast QLD Professional

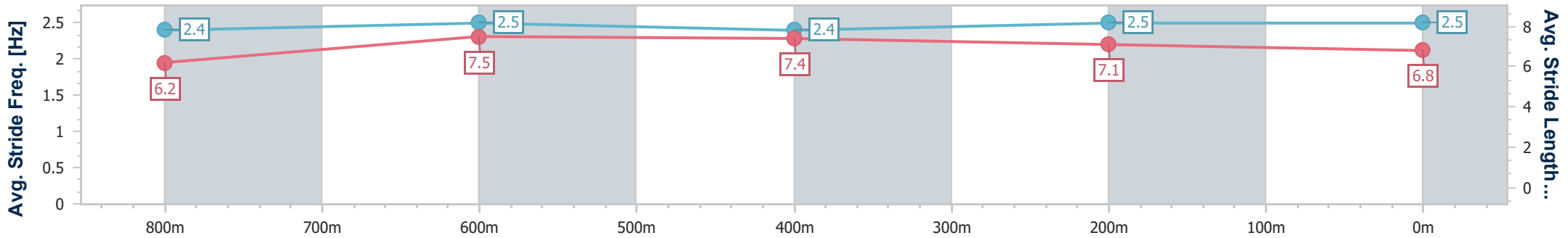
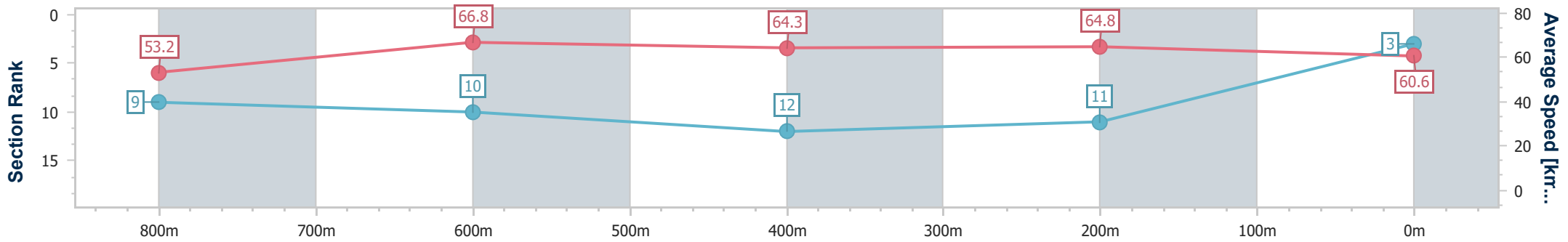
Race 9: CALOUNDRA RSL Class 6 Handicap - 1000m



10 August 2024 - 16:29

Track Rating: Soft 7, Weather: Overcast, Rail Position: True

Section	Overall	800m	600m	400m	200m
Section Times	0:58.86 [3] (0:13.54)	0:45.32 [9] (0:10.92)	0:34.40 [10] (0:11.36)	0:23.04 [12] (0:11.11)	0:11.93 [11] (0:11.93)
Average Speed [km/h]	53.2	66.8	64.3	64.8	60.6
Top Speed [km/h]	67.6	67.6	66.4	65.8	64.4
Avg. Dist. to Rail [m]	9.2	3.8	2.9	8.3	7.8
Avg. Stride Freq. [Hz]	2.4	2.5	2.4	2.5	2.5
Avg. Stride Length [m]	6.2	7.5	7.4	7.1	6.8



- [] Ranking at each section and finish
- .-.- No data available at this section
- NA No data available



Horse/Jockey Name	Goldsborough
Final Rank	4
Fastest Section Time (Section)	0:10.95 (800m)
Top Speed [km/h] (Section)	67.5 (600m)
Race State	Finished



Sunshine Coast QLD Professional

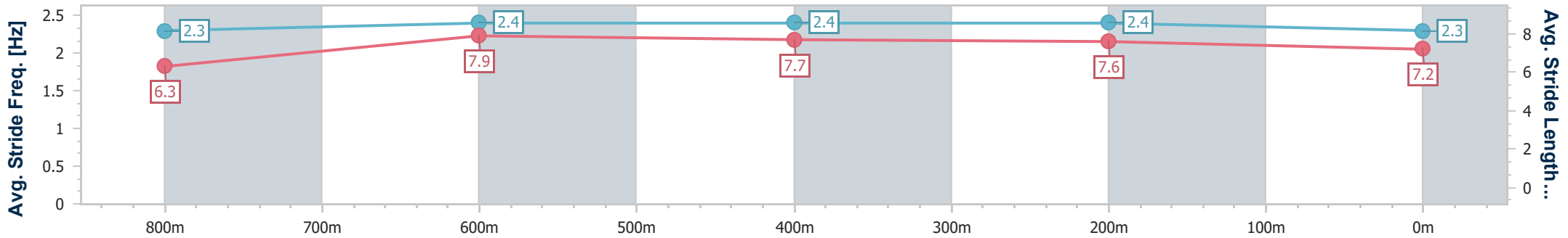
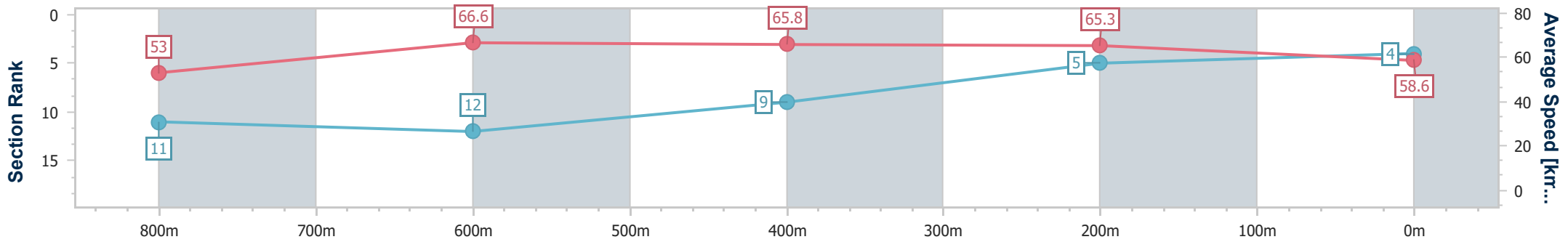
Race 9: CALOUNDRA RSL Class 6 Handicap - 1000m



10 August 2024 - 16:29

Track Rating: Soft 7, Weather: Overcast, Rail Position: True

Section	Overall	800m	600m	400m	200m
Section Times	0:59.00 [4] (0:13.62)	0:45.38 [11] (0:10.95)	0:34.43 [12] (0:11.08)	0:23.35 [9] (0:11.07)	0:12.28 [5] (0:12.28)
Average Speed [km/h]	53.0	66.6	65.8	65.3	58.6
Top Speed [km/h]	67.2	67.3	67.5	67.2	63.2
Avg. Dist. to Rail [m]	8.6	4.1	2.4	5.2	4.8
Avg. Stride Freq. [Hz]	2.3	2.4	2.4	2.4	2.3
Avg. Stride Length [m]	6.3	7.9	7.7	7.6	7.2



- [] Ranking at each section and finish
- .-.- No data available at this section
- NA No data available



Horse/Jockey Name	Osamu
Final Rank	5
Fastest Section Time (Section)	0:10.82 (800m)
Top Speed [km/h] (Section)	70.1 (800m)
Race State	Finished



Sunshine Coast QLD Professional

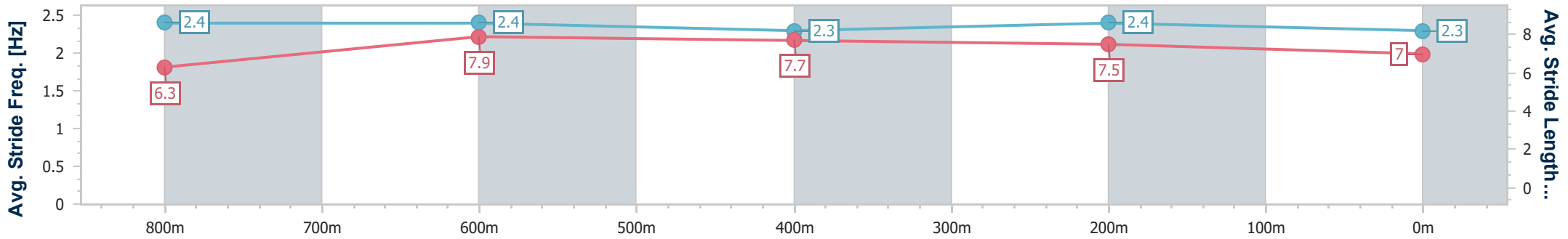
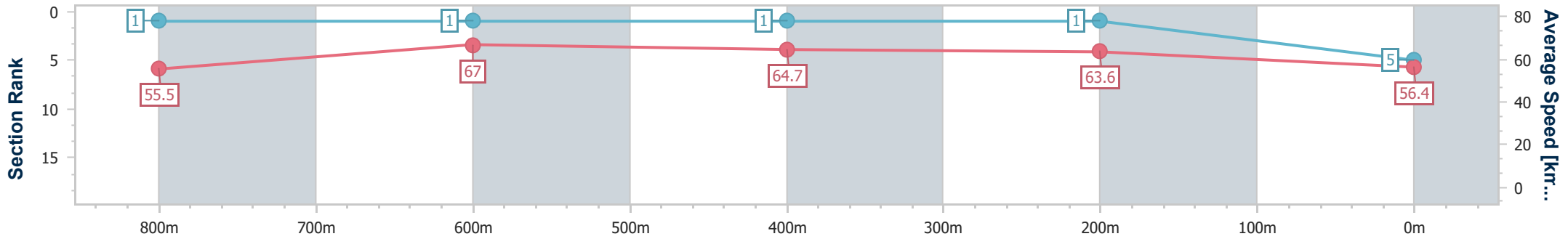
Race 9: CALOUNDRA RSL Class 6 Handicap - 1000m



10 August 2024 - 16:29

Track Rating: Soft 7, Weather: Overcast, Rail Position: True

Section	Overall	800m	600m	400m	200m
Section Times	0:59.11 [5] (0:12.98)	0:46.13 [1] (0:10.82)	0:35.31 [1] (0:11.26)	0:24.05 [1] (0:11.31)	0:12.74 [1] (0:12.74)
Average Speed [km/h]	55.5	67.0	64.7	63.6	56.4
Top Speed [km/h]	69.8	70.1	66.2	65.4	61.2
Avg. Dist. to Rail [m]	11.0	2.3	1.9	3.8	3.2
Avg. Stride Freq. [Hz]	2.4	2.4	2.3	2.4	2.3
Avg. Stride Length [m]	6.3	7.9	7.7	7.5	7.0



- [] Ranking at each section and finish
- .-.- No data available at this section
- NA No data available



Horse/Jockey Name	Ralphie
Final Rank	5
Fastest Section Time (Section)	0:10.58 (800m)
Top Speed [km/h] (Section)	71.6 (800m)
Race State	Finished



Sunshine Coast QLD Professional

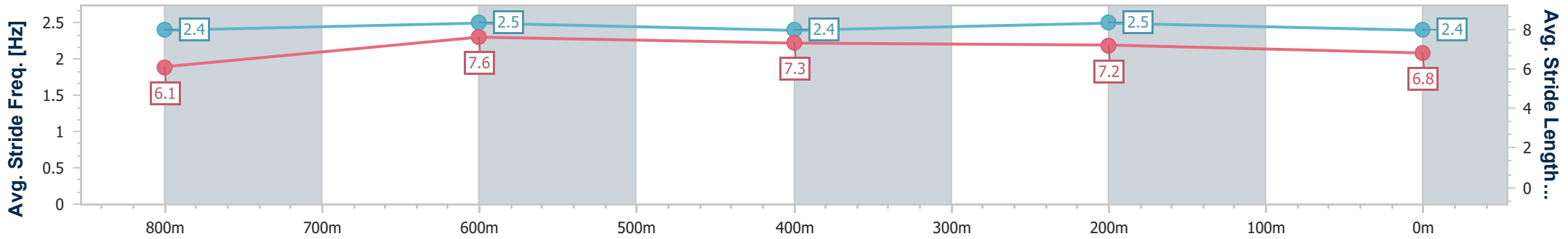
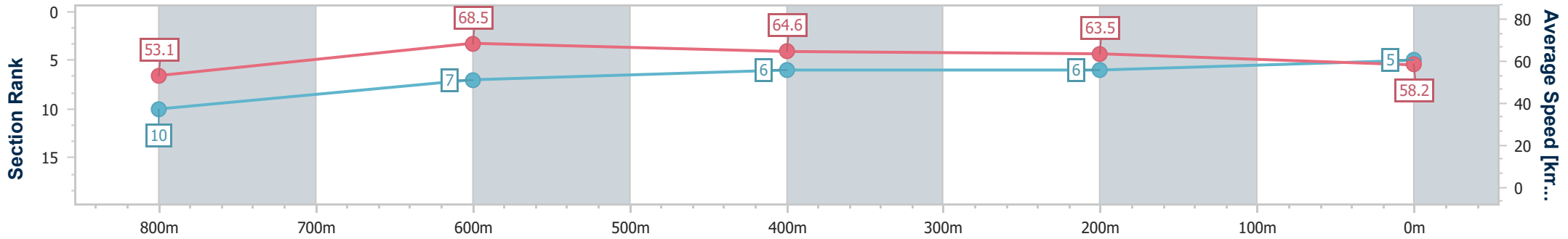
Race 9: CALOUNDRA RSL Class 6 Handicap - 1000m



10 August 2024 - 16:29

Track Rating: Soft 7, Weather: Overcast, Rail Position: True

Section	Overall	800m	600m	400m	200m
Section Times	0:59.11 [5] (0:13.57)	0:45.54 [10] (0:10.58)	0:34.96 [7] (0:11.29)	0:23.67 [6] (0:11.33)	0:12.34 [6] (0:12.34)
Average Speed [km/h]	53.1	68.5	64.6	63.5	58.2
Top Speed [km/h]	70.1	71.6	66.0	64.1	62.2
Avg. Dist. to Rail [m]	5.5	2.3	1.9	3.0	3.7
Avg. Stride Freq. [Hz]	2.4	2.5	2.4	2.5	2.4
Avg. Stride Length [m]	6.1	7.6	7.3	7.2	6.8



- [] Ranking at each section and finish
- .-.- No data available at this section
- NA No data available



Horse/Jockey Name	Immoral
Final Rank	7
Fastest Section Time (Section)	0:10.82 (800m)
Top Speed [km/h] (Section)	68.5 (800m)
Race State	Finished



Sunshine Coast QLD Professional

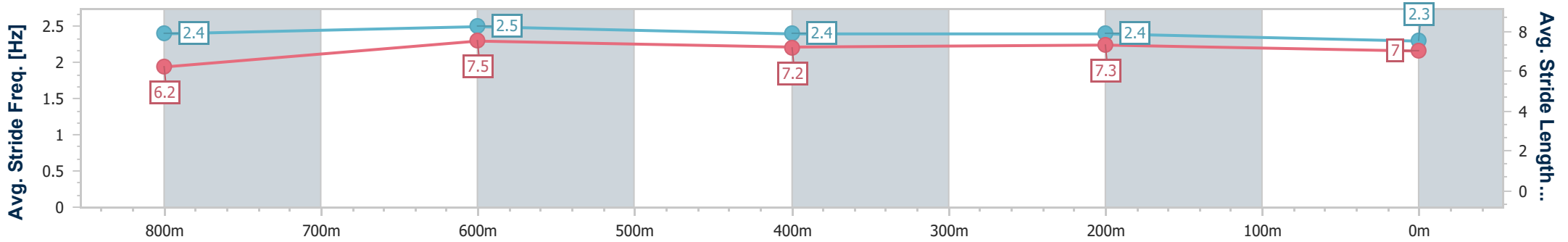
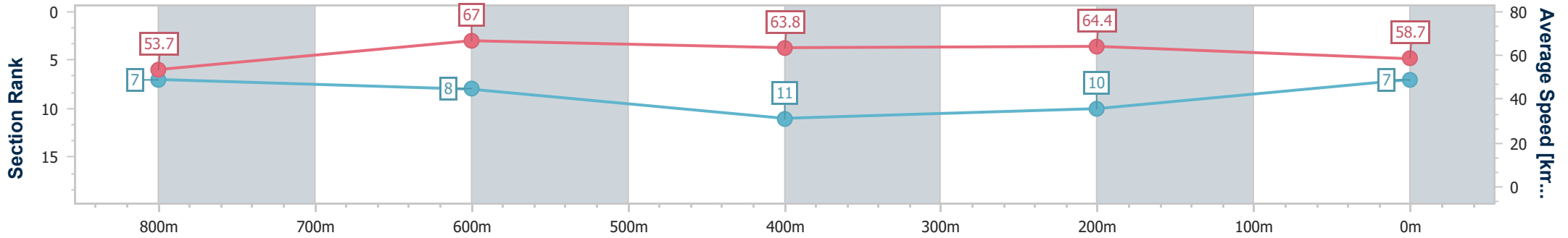
Race 9: CALOUNDRA RSL Class 6 Handicap - 1000m



10 August 2024 - 16:29

Track Rating: Soft 7, Weather: Overcast, Rail Position: True

Section	Overall	800m	600m	400m	200m
Section Times	0:59.18 [7] (0:13.45)	0:45.73 [7] (0:10.82)	0:34.91 [8] (0:11.49)	0:23.42 [11] (0:11.16)	0:12.26 [10] (0:12.26)
Average Speed [km/h]	53.7	67.0	63.8	64.4	58.7
Top Speed [km/h]	68.2	68.5	65.1	65.7	62.0
Avg. Dist. to Rail [m]	8.3	3.2	2.7	5.1	5.9
Avg. Stride Freq. [Hz]	2.4	2.5	2.4	2.4	2.3
Avg. Stride Length [m]	6.2	7.5	7.2	7.3	7.0



- [] Ranking at each section and finish
- .-.- No data available at this section
- NA No data available



Horse/Jockey Name	This Is One
Final Rank	8
Fastest Section Time (Section)	0:10.73 (800m)
Top Speed [km/h] (Section)	70.2 (800m)
Race State	Finished



Sunshine Coast QLD Professional

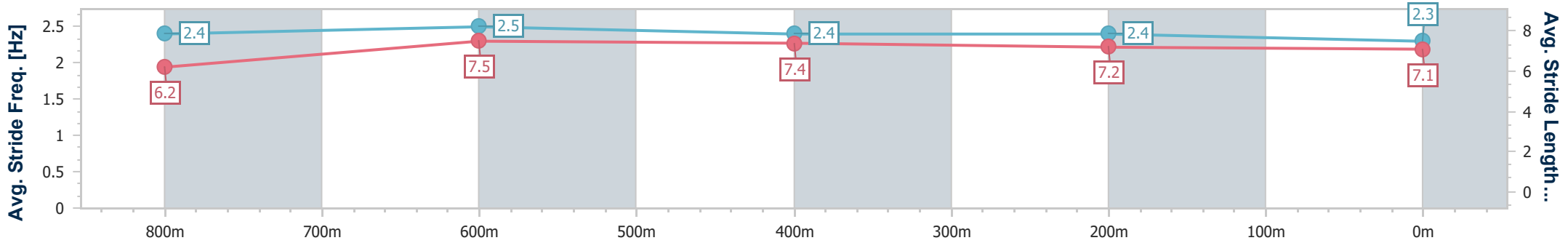
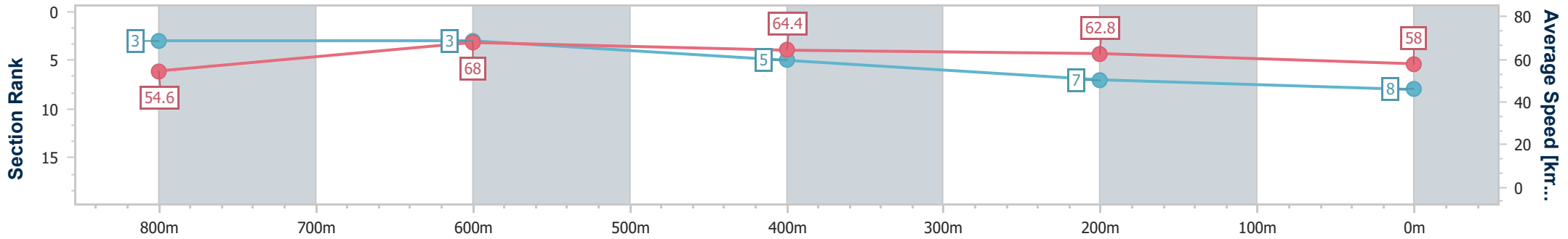
Race 9: CALOUNDRA RSL Class 6 Handicap - 1000m



10 August 2024 - 16:29

Track Rating: Soft 7, Weather: Overcast, Rail Position: True

Section	Overall	800m	600m	400m	200m
Section Times	0:59.23 [8] (0:13.20)	0:46.03 [3] (0:10.73)	0:35.30 [3] (0:11.43)	0:23.87 [5] (0:11.46)	0:12.41 [7] (0:12.41)
Average Speed [km/h]	54.6	68.0	64.4	62.8	58.0
Top Speed [km/h]	69.5	70.2	65.7	64.1	60.9
Avg. Dist. to Rail [m]	11.2	5.3	3.4	7.2	8.5
Avg. Stride Freq. [Hz]	2.4	2.5	2.4	2.4	2.3
Avg. Stride Length [m]	6.2	7.5	7.4	7.2	7.1



- [] Ranking at each section and finish
- .-.- No data available at this section
- NA No data available



Horse/Jockey Name	Richon
Final Rank	9
Fastest Section Time (Section)	0:10.78 (800m)
Top Speed [km/h] (Section)	68.4 (800m)
Race State	Finished



Sunshine Coast QLD Professional

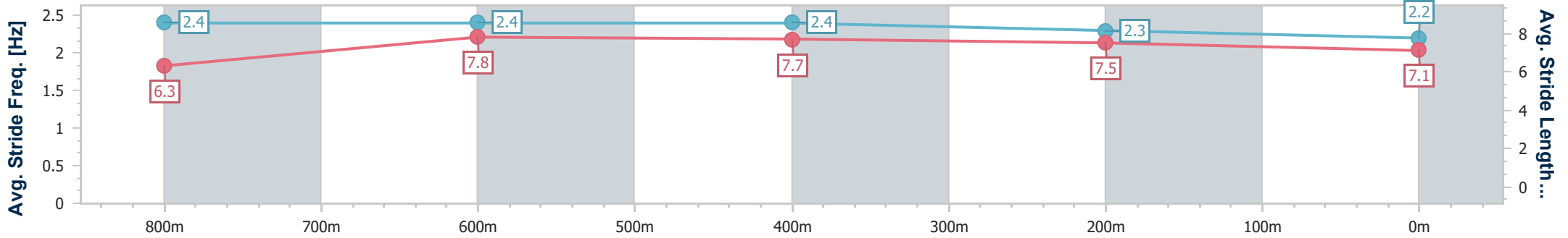
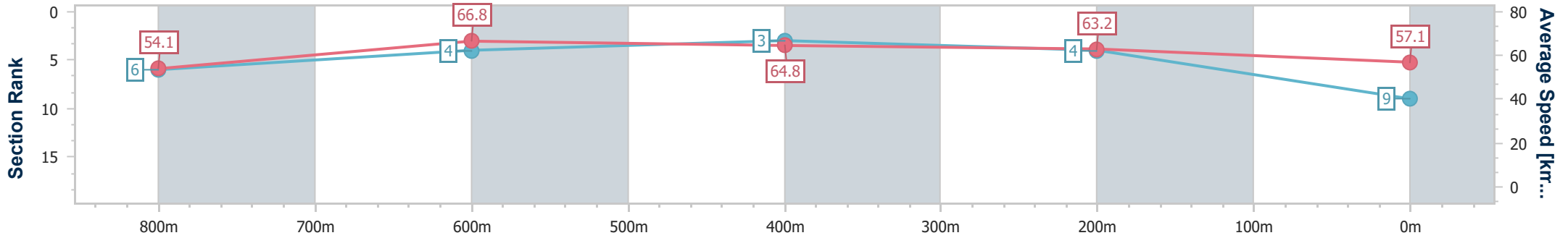
Race 9: CALOUNDRA RSL Class 6 Handicap - 1000m



10 August 2024 - 16:29

Track Rating: Soft 7, Weather: Overcast, Rail Position: True

Section	Overall	800m	600m	400m	200m
Section Times	0:59.28 [9] (0:13.32)	0:45.96 [6] (0:10.78)	0:35.18 [4] (0:11.17)	0:24.01 [3] (0:11.39)	0:12.62 [4] (0:12.62)
Average Speed [km/h]	54.1	66.8	64.8	63.2	57.1
Top Speed [km/h]	67.2	68.4	66.3	64.5	61.3
Avg. Dist. to Rail [m]	3.5	1.2	0.9	3.4	2.9
Avg. Stride Freq. [Hz]	2.4	2.4	2.4	2.3	2.2
Avg. Stride Length [m]	6.3	7.8	7.7	7.5	7.1



- [] Ranking at each section and finish
- .-.- No data available at this section
- NA No data available



Horse/Jockey Name	Zoumeteor
Final Rank	10
Fastest Section Time (Section)	0:10.87 (800m)
Top Speed [km/h] (Section)	70.6 (Overall)
Race State	Finished



Sunshine Coast QLD Professional

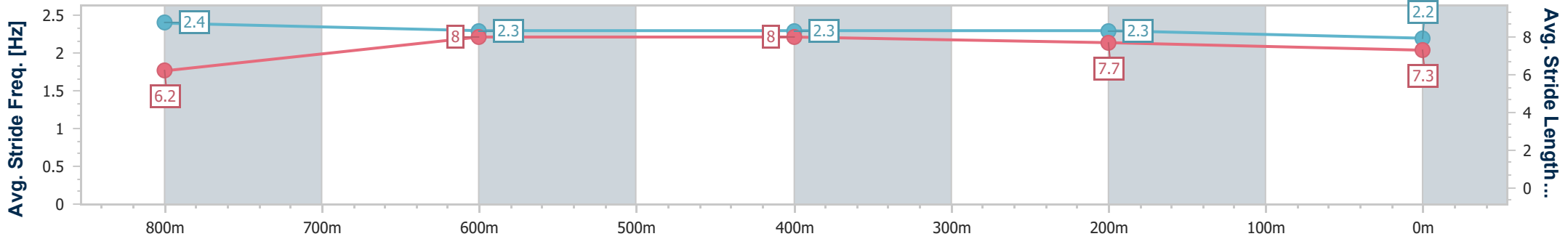
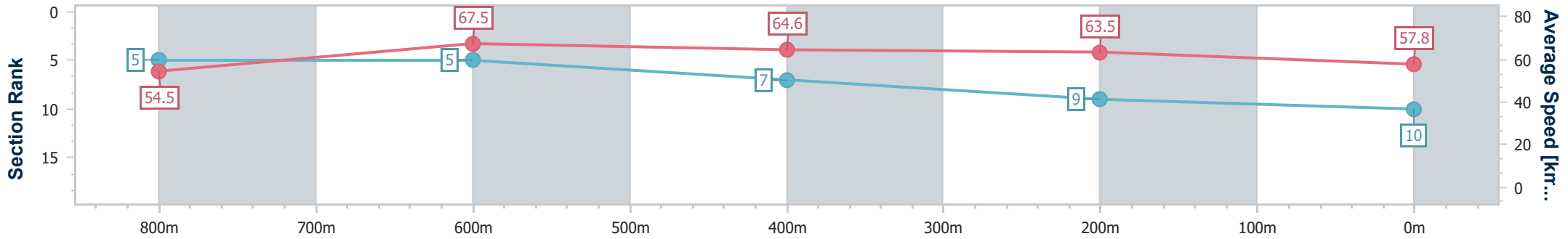
Race 9: CALOUNDRA RSL Class 6 Handicap - 1000m



10 August 2024 - 16:29

Track Rating: Soft 7, Weather: Overcast, Rail Position: True

Section	Overall	800m	600m	400m	200m
Section Times	0:59.37 [10] (0:13.24)	0:46.13 [5] (0:10.87)	0:35.26 [5] (0:11.47)	0:23.79 [7] (0:11.32)	0:12.47 [9] (0:12.47)
Average Speed [km/h]	54.5	67.5	64.6	63.5	57.8
Top Speed [km/h]	70.6	68.9	66.1	65.6	61.7
Avg. Dist. to Rail [m]	12.4	6.4	4.5	8.0	9.2
Avg. Stride Freq. [Hz]	2.4	2.3	2.3	2.3	2.2
Avg. Stride Length [m]	6.2	8.0	8.0	7.7	7.3



- [] Ranking at each section and finish
- .-.- No data available at this section
- NA No data available



Horse/Jockey Name	Devil's Throat
Final Rank	11
Fastest Section Time (Section)	0:10.88 (800m)
Top Speed [km/h] (Section)	67.9 (800m)
Race State	Finished



Sunshine Coast QLD Professional

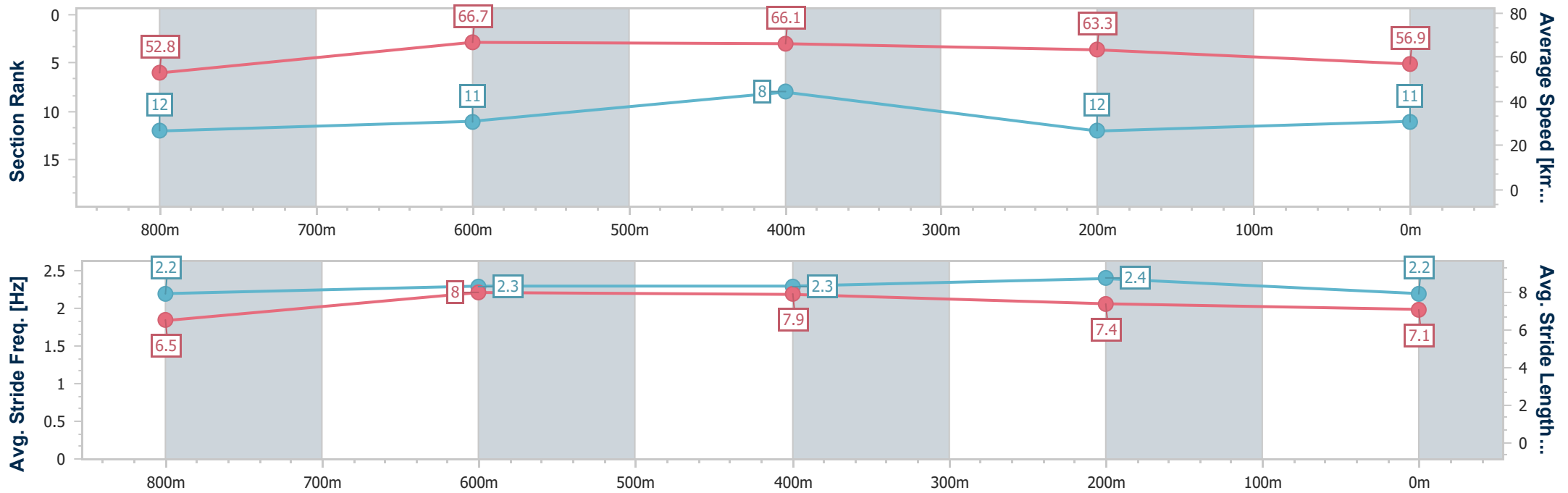
Race 9: CALOUNDRA RSL Class 6 Handicap - 1000m



10 August 2024 - 16:29

Track Rating: Soft 7, Weather: Overcast, Rail Position: True

Section	Overall	800m	600m	400m	200m
Section Times	0:59.61 [11] (0:13.67)	0:45.94 [12] (0:10.88)	0:35.06 [11] (0:11.06)	0:24.00 [8] (0:11.37)	0:12.63 [12] (0:12.63)
Average Speed [km/h]	52.8	66.7	66.1	63.3	56.9
Top Speed [km/h]	67.5	67.9	67.9	65.2	60.4
Avg. Dist. to Rail [m]	6.3	3.1	1.9	3.1	2.3
Avg. Stride Freq. [Hz]	2.2	2.3	2.3	2.4	2.2
Avg. Stride Length [m]	6.5	8.0	7.9	7.4	7.1



- [] Ranking at each section and finish
- .-.- No data available at this section
- NA No data available



Horse/Jockey Name	Galbalan
Final Rank	12
Fastest Section Time (Section)	0:10.92 (800m)
Top Speed [km/h] (Section)	67.8 (800m)
Race State	Finished



Sunshine Coast QLD Professional

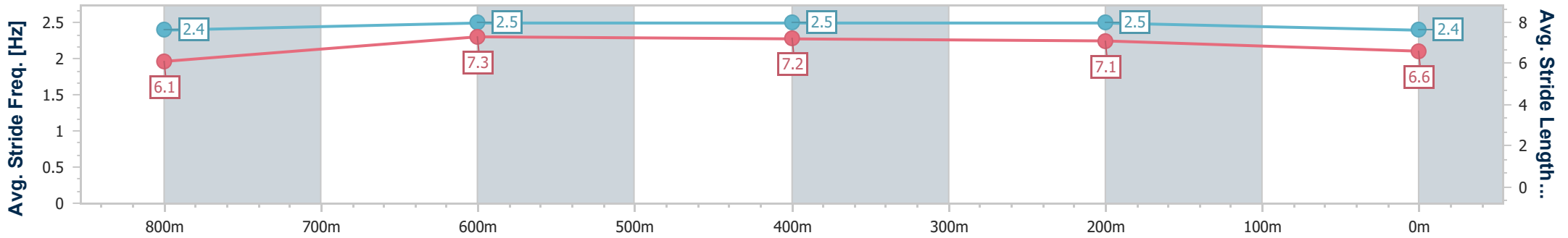
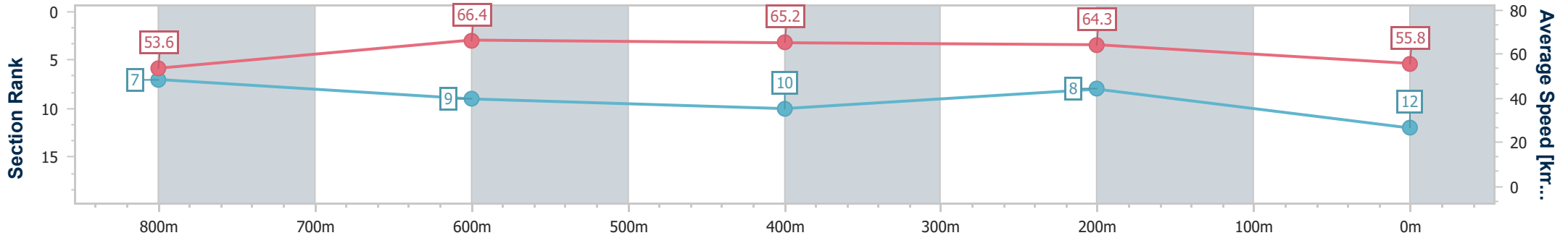
Race 9: CALOUNDRA RSL Class 6 Handicap - 1000m



10 August 2024 - 16:29

Track Rating: Soft 7, Weather: Overcast, Rail Position: True

Section	Overall	800m	600m	400m	200m
Section Times	0:59.80 [12] (0:13.45)	0:46.35 [7] (0:10.92)	0:35.43 [9] (0:11.30)	0:24.13 [10] (0:11.23)	0:12.90 [8] (0:12.90)
Average Speed [km/h]	53.6	66.4	65.2	64.3	55.8
Top Speed [km/h]	67.7	67.8	65.4	65.5	61.7
Avg. Dist. to Rail [m]	5.8	2.7	3.9	7.3	5.8
Avg. Stride Freq. [Hz]	2.4	2.5	2.5	2.5	2.4
Avg. Stride Length [m]	6.1	7.3	7.2	7.1	6.6



- [] Ranking at each section and finish
- .-.- No data available at this section
- NA No data available



Sunshine Coast QLD Professional

Race 10: MAEVA HOSPITALITY BENCHMARK 78 Handicap - 1600m

10 August 2024 - 17:05



Track Rating: Soft 7, Weather: Overcast, Rail Position: True

Section		Overall	1400m	1200m	1000m	800m	600m	400m	Last 600m				
Field Times		1:38.21 (0:13.28)	1:24.93 (0:11.20)	1:13.73 (0:11.50)	1:02.23 (0:12.04)	0:50.19 (0:12.93)	0:37.26 (0:12.48)	0:24.78 (0:12.12)	0:37.26				
Rank	TAB Horse/Jockey	Barrier	Top Speed [km/h]	Fastest Section									Distance Travelled [m]
1	6 CUNNAMULLA FELLA Bailey Wheeler	11	65.7 1400m	0:11.39 1400m	1:38.21 [1] (0:13.51)	1:24.70 [7] (0:11.39)	1:13.31 [7] (0:11.76)	1:01.55 [7] (0:12.18)	0:49.37 [7] (0:12.50)	0:36.87 [5] (0:12.21)	0:24.66 [3] (0:12.00)	0:36.87	
2	13 SEBRING GIRL Cody Collis	10	65.4 1400m	0:11.41 1400m	1:38.26 [2] (0:13.70)	1:24.56 [9] (0:11.41)	1:13.15 [9] (0:11.84)	1:01.31 [9] (0:12.16)	0:49.15 [9] (0:12.49)	0:36.66 [10] (0:12.40)	0:24.26 [10] (0:11.87)	0:36.66	-3
3	12 UNCOMMON VALOUR Emily Lang	1	65.5 Overall	0:11.59 1400m	1:38.33 [3] (0:13.73)	1:24.60 [10] (0:11.59)	1:13.01 [10] (0:11.98)	1:01.03 [11] (0:12.13)	0:48.90 [11] (0:12.46)	0:36.44 [11] (0:12.18)	0:24.26 [12] (0:11.80)	0:36.44	-14
4	11 THESECONDATPORTSEA Taylor Marshall	8	65.2 Overall	0:11.49 1400m	1:38.34 [4] (0:13.97)	1:24.37 [12] (0:11.49)	1:12.88 [12] (0:12.07)	1:00.81 [12] (0:12.07)	0:48.74 [12] (0:12.43)	0:36.31 [12] (0:11.90)	0:24.41 [8] (0:11.88)	0:36.31	-7
5	1 CRANKY HARRY James Orman	5	65.7 Overall	0:11.28 1400m	1:38.36 [5] (0:13.42)	1:24.94 [3] (0:11.28)	1:13.66 [5] (0:11.68)	1:01.98 [5] (0:12.20)	0:49.78 [5] (0:12.85)	0:36.93 [7] (0:12.39)	0:24.54 [7] (0:11.84)	0:36.93	-5
6	5 THE RIGHT WAY Melea Castle	9	66.3 Overall	0:11.26 1400m	1:38.73 [6] (0:13.32)	1:25.41 [2] (0:11.26)	1:14.15 [3] (0:11.67)	1:02.48 [4] (0:12.24)	0:50.24 [4] (0:12.51)	0:37.73 [2] (0:12.43)	0:25.30 [1] (0:12.24)	0:37.73	-3
7	3 BOLD BOURBON Nikita Beriman	2	66.1 Overall	0:11.45 1400m	1:38.83 [7] (0:13.63)	1:25.20 [8] (0:11.45)	1:13.75 [8] (0:11.71)	1:02.04 [8] (0:12.10)	0:49.94 [8] (0:12.59)	0:37.35 [8] (0:12.33)	0:25.02 [6] (0:12.22)	0:37.35	-6
8	8 STRIPPED BACK Noel Callow	12	66.5 1400m	0:11.15 1400m	1:39.34 [8] (0:13.44)	1:25.90 [5] (0:11.15)	1:14.75 [4] (0:11.58)	1:03.17 [2] (0:12.21)	0:50.96 [2] (0:12.84)	0:38.12 [4] (0:12.46)	0:25.66 [5] (0:12.35)	0:38.12	-6
9	7 PATMOS ISLAND Boris Thornton	15	66.9 1400m	0:11.06 1400m	1:39.70 [9] (0:13.42)	1:26.28 [4] (0:11.06)	1:15.22 [1] (0:11.50)	1:03.72 [1] (0:12.04)	0:51.68 [1] (0:12.93)	0:38.75 [1] (0:12.49)	0:26.26 [2] (0:12.41)	0:38.75	-7
10	9 PHAISTOS Kyle Wilson-Taylor	4	63.6 1400m	0:11.47 1400m	1:41.31 [10] (0:13.94)	1:27.37 [11] (0:11.47)	1:15.90 [11] (0:11.81)	1:04.09 [10] (0:12.05)	0:52.04 [10] (0:12.32)	0:39.72 [9] (0:12.46)	0:27.26 [11] (0:12.20)	0:39.72	-2

Scratched: More Trouble (#14), No Going Back (#15), Tyndrum Gold (#10)

[] Ranking at each section and finish
 -:-:- No data available at this section
 NA No data available

SCN Saddle cloth number
 DNF Did not finish
 DNT Did not track



Sunshine Coast QLD Professional

Race 10: MAEVA HOSPITALITY BENCHMARK 78 Handicap - 1600m

10 August 2024 - 17:05



Track Rating: Soft 7, Weather: Overcast, Rail Position: True

Section		Overall	1400m	1200m	1000m	800m	600m	400m	Last 600m				
Field Times		1:38.21 (0:13.28)	1:24.93 (0:11.20)	1:13.73 (0:11.50)	1:02.23 (0:12.04)	0:50.19 (0:12.93)	0:37.26 (0:12.48)	0:24.78 (0:12.12)	0:37.26				
Rank	TAB Horse/Jockey	Barrier	Top Speed [km/h]	Fastest Section					Distance Travelled [m]				
11	2 PERVADE Michael Rodd	7	66.6 1400m	0:11.25 1400m	1:41.69 [11] (0:13.28)	1:28.41 [1] (0:11.25)	1:17.16 [2] (0:11.71)	1:05.45 [3] (0:12.17)	0:53.28 [3] (0:12.67)	0:40.61 [3] (0:12.52)	0:28.09 [4] (0:12.80)	0:40.61	-13
12	4 KORDIA Andrew Mallyon	6	66.3 Overall	0:11.33 1400m	1:42.26 [12] (0:13.46)	1:28.80 [6] (0:11.33)	1:17.47 [6] (0:11.71)	1:05.76 [6] (0:12.27)	0:53.49 [6] (0:12.60)	0:40.89 [6] (0:12.56)	0:28.33 [9] (0:12.70)	0:40.89	-2

Scratched: More Trouble (#14), No Going Back (#15), Tyndrum Gold (#10)

[] Ranking at each section and finish
 -:-:-:- No data available at this section
 NA No data available

SCN Saddle cloth number
 DNF Did not finish
 DNT Did not track



Sunshine Coast QLD Professional
Race 10: MAEVA HOSPITALITY BENCHMARK 78 Handicap - 1600m
10 August 2024 - 17:05



Track Rating: Soft 7, Weather: Overcast, Rail Position: True

Section				200m				Last 600m	
Field Times				0:12.66 (0:12.66)				0:37.26	
Rank	TAB	Horse/Jockey	Barrier	Top Speed [km/h]	Fastest Section	Margin			Distance Travelled [m]
1	6	CUNNAMULLA FELLA Bailey Wheeler	11	65.7 1400m	0:11.39 1400m	0:12.66 [1] (0:12.66)	1:38.21		0:36.87
2	13	SEBRING GIRL Cody Collis	10	65.4 1400m	0:11.41 1400m	0:12.39 [7] (0:12.39)	0.2L		0:36.66 -3
3	12	UNCOMMON VALOUR Emily Lang	1	65.5 Overall	0:11.59 1400m	0:12.46 [6] (0:12.46)	0.5L		0:36.44 -14
4	11	THESECONDATPORTSEA Taylor Marshall	8	65.2 Overall	0:11.49 1400m	0:12.53 [4] (0:12.53)	0.6L		0:36.31 -7
5	1	CRANKY HARRY James Orman	5	65.7 Overall	0:11.28 1400m	0:12.70 [2] (0:12.70)	0.7L		0:36.93 -5
6	5	THE RIGHT WAY Melea Castle	9	66.3 Overall	0:11.26 1400m	0:13.06 [3] (0:13.06)	2.7L		0:37.73 -3
7	3	BOLD BOURBON Nikita Beriman	2	66.1 Overall	0:11.45 1400m	0:12.80 [8] (0:12.80)	3.2L		0:37.35 -6
8	8	STRIPPED BACK Noel Callow	12	66.5 1400m	0:11.15 1400m	0:13.31 [9] (0:13.31)	6L		0:38.12 -6
9	7	PATMOS ISLAND Boris Thornton	15	66.9 1400m	0:11.06 1400m	0:13.85 [5] (0:13.85)	8L		0:38.75 -7
10	9	PHAISTOS Kyle Wilson-Taylor	4	63.6 1400m	0:11.47 1400m	0:15.06 [10] (0:15.06)	17.3L		0:39.72 -2

Scratched: More Trouble (#14), No Going Back (#15), Tyndrum Gold (#10)

[] Ranking at each section and finish
 -:-:- No data available at this section
 NA No data available

SCN Saddle cloth number
 DNF Did not finish
 DNT Did not track



Sunshine Coast QLD Professional
Race 10: MAEVA HOSPITALITY BENCHMARK 78 Handicap - 1600m
10 August 2024 - 17:05



Track Rating: Soft 7, Weather: Overcast, Rail Position: True

Section				200m				Last 600m		
Field Times				0:12.66 (0:12.66)				0:37.26		
Rank	TAB	Horse/Jockey	Barrier	Top Speed [km/h]	Fastest Section	Margin			Distance Travelled [m]	
11	2	PERVADE	7	66.6	0:11.25	0:15.29 [11]	19.3L		0:40.61	-13
		Michael Rodd		1400m	1400m	(0:15.29)				
12	4	KORDIA	6	66.3	0:11.33	0:15.63 [12]	22.6L		0:40.89	-2
		Andrew Mallyon		Overall	1400m	(0:15.63)				

Scratched: More Trouble (#14), No Going Back (#15), Tyndrum Gold (#10)



Horse/Jockey Name	Cunnamulla Fella
Final Rank	1
Fastest Section Time (Section)	0:11.39 (1400m)
Top Speed [km/h] (Section)	65.7 (1400m)
Race State	Finished



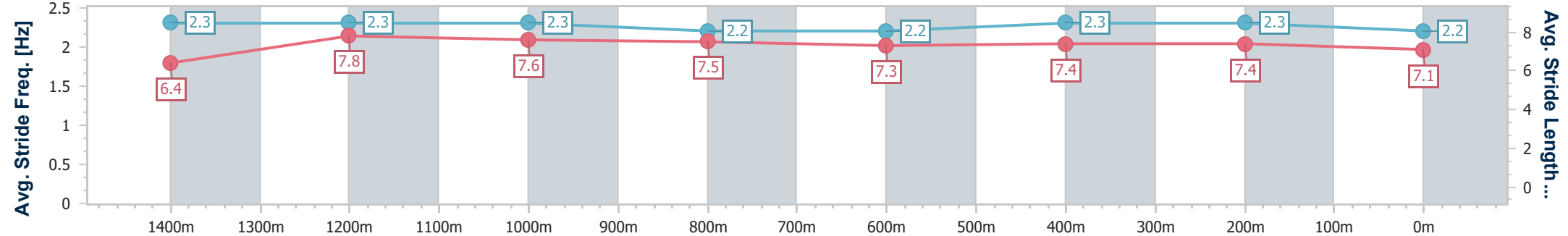
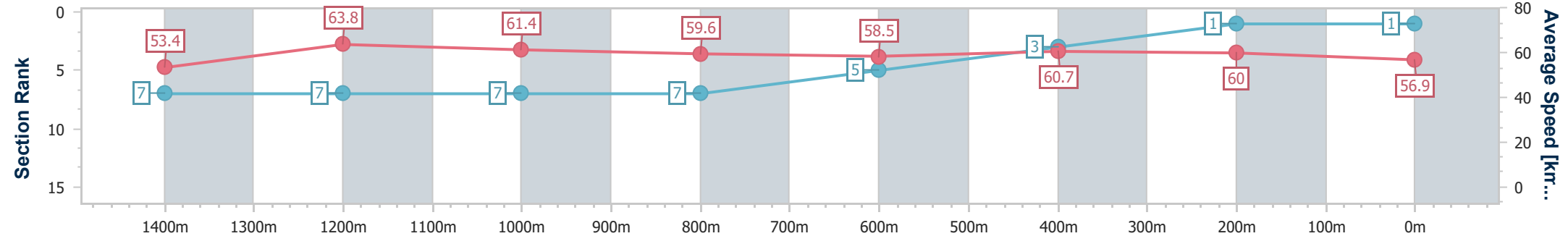
Sunshine Coast QLD Professional
Race 10: MAEVA HOSPITALITY BENCHMARK 78 Handicap - 1600m



10 August 2024 - 17:05

Track Rating: Soft 7, Weather: Overcast, Rail Position: True

Section	Overall	1400m	1200m	1000m	800m	600m	400m	200m						
Section Times	1:38.21 [1] (0:13.51)	1:24.70 [7] (0:11.39)	1:13.31 [7] (0:11.76)	1:01.55 [7] (0:12.18)	0:49.37 [7] (0:12.50)	0:36.87 [5] (0:12.21)	0:24.66 [3] (0:12.00)	0:12.66 [1] (0:12.66)						
Average Speed [km/h]	53.4	63.8	61.4	59.6	58.5	60.7	60.0	56.9						
Top Speed [km/h]	65.1	65.7	62.9	61.2	59.8	61.6	60.9	58.7						
Avg. Dist. to Rail [m]	13.4	5.0	3.2	2.7	2.6	5.0	8.4	7.0						
Avg. Stride Freq. [Hz]	2.3	2.3	2.3	2.2	2.2	2.3	2.3	2.2						
Avg. Stride Length [m]	6.4	7.8	7.6	7.5	7.3	7.4	7.4	7.1						



- [] Ranking at each section and finish
- .-.- No data available at this section
- NA No data available



Horse/Jockey Name	Sebring Girl
Final Rank	2
Fastest Section Time (Section)	0:11.41 (1400m)
Top Speed [km/h] (Section)	65.4 (1400m)
Race State	Finished



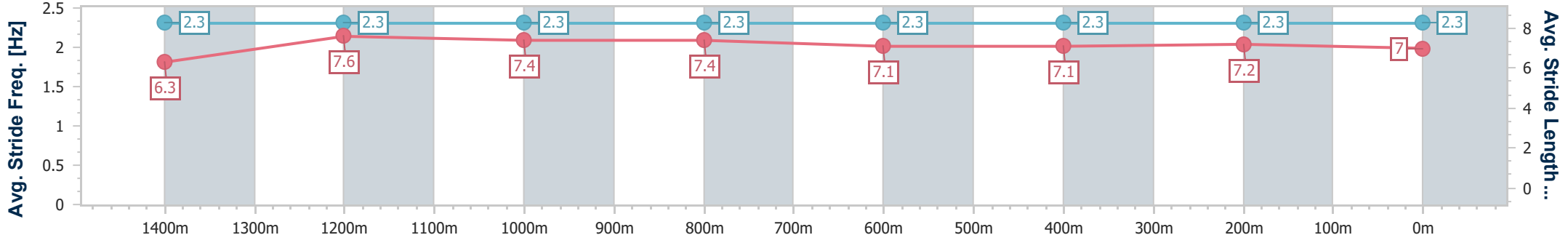
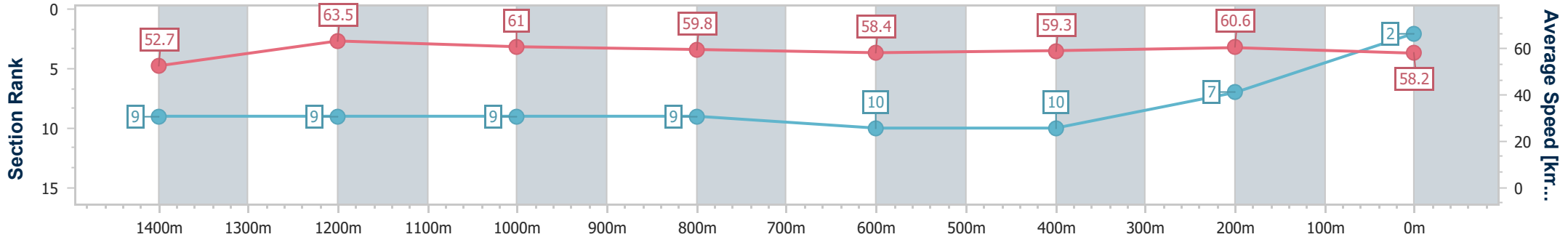
Sunshine Coast QLD Professional
Race 10: MAEVA HOSPITALITY BENCHMARK 78 Handicap - 1600m



10 August 2024 - 17:05

Track Rating: Soft 7, Weather: Overcast, Rail Position: True

Section	Overall	1400m	1200m	1000m	800m	600m	400m	200m					
Section Times	1:38.26 [2] (0:13.70)	1:24.56 [9] (0:11.41)	1:13.15 [9] (0:11.84)	1:01.31 [9] (0:12.16)	0:49.15 [9] (0:12.49)	0:36.66 [10] (0:12.40)	0:24.26 [10] (0:11.87)	0:12.39 [7] (0:12.39)					
Average Speed [km/h]	52.7	63.5	61.0	59.8	58.4	59.3	60.6	58.2					
Top Speed [km/h]	65.3	65.4	62.4	60.4	59.9	60.7	62.0	61.0					
Avg. Dist. to Rail [m]	11.8	4.0	2.8	2.8	2.4	3.4	9.5	9.2					
Avg. Stride Freq. [Hz]	2.3	2.3	2.3	2.3	2.3	2.3	2.3	2.3					
Avg. Stride Length [m]	6.3	7.6	7.4	7.4	7.1	7.1	7.2	7.0					



- [] Ranking at each section and finish
- .-.- No data available at this section
- NA No data available



Horse/Jockey Name	Uncommon Valour
Final Rank	3
Fastest Section Time (Section)	0:11.59 (1400m)
Top Speed [km/h] (Section)	65.5 (Overall)
Race State	Finished



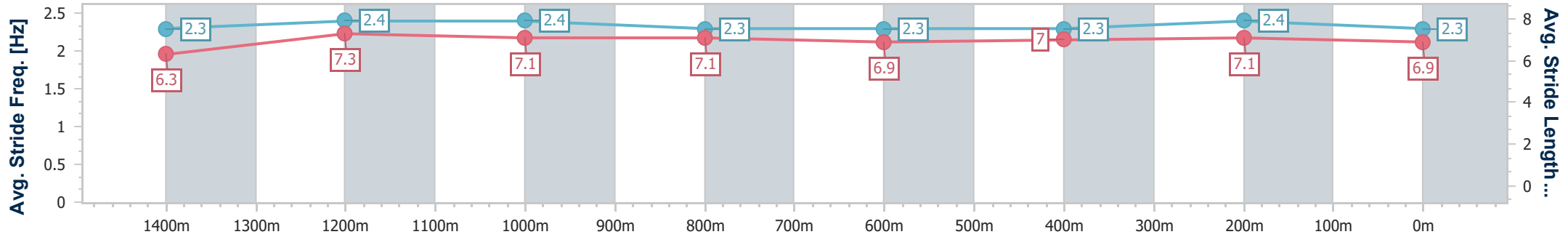
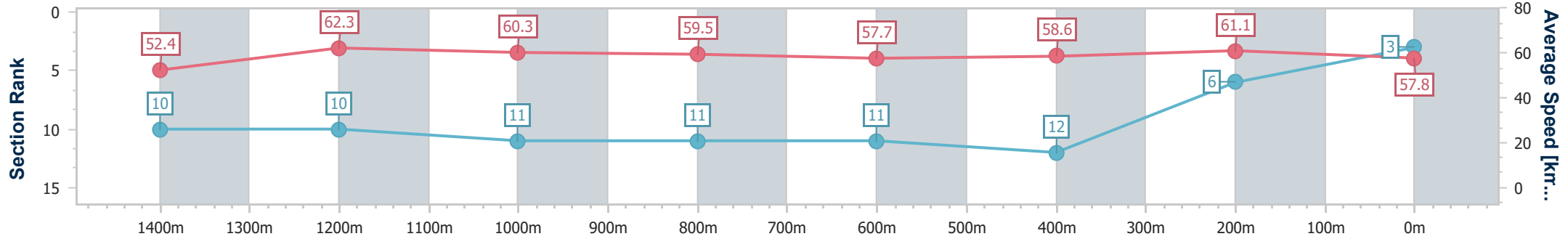
Sunshine Coast QLD Professional
Race 10: MAEVA HOSPITALITY BENCHMARK 78 Handicap - 1600m



10 August 2024 - 17:05

Track Rating: Soft 7, Weather: Overcast, Rail Position: True

Section	Overall	1400m	1200m	1000m	800m	600m	400m	200m
Section Times	1:38.33 [3] (0:13.73)	1:24.60 [10] (0:11.59)	1:13.01 [10] (0:11.98)	1:01.03 [11] (0:12.13)	0:48.90 [11] (0:12.46)	0:36.44 [11] (0:12.18)	0:24.26 [12] (0:11.80)	0:12.46 [6] (0:12.46)
Average Speed [km/h]	52.4	62.3	60.3	59.5	57.7	58.6	61.1	57.8
Top Speed [km/h]	65.5	63.8	62.6	60.4	58.4	59.4	61.8	60.2
Avg. Dist. to Rail [m]	4.8	2.1	1.8	1.8	0.8	1.4	5.4	4.5
Avg. Stride Freq. [Hz]	2.3	2.4	2.4	2.3	2.3	2.3	2.4	2.3
Avg. Stride Length [m]	6.3	7.3	7.1	7.1	6.9	7.0	7.1	6.9



- [] Ranking at each section and finish
- .-.- No data available at this section
- NA No data available



Horse/Jockey Name	Thesecondatportsea
Final Rank	4
Fastest Section Time (Section)	0:11.49 (1400m)
Top Speed [km/h] (Section)	65.2 (Overall)
Race State	Finished



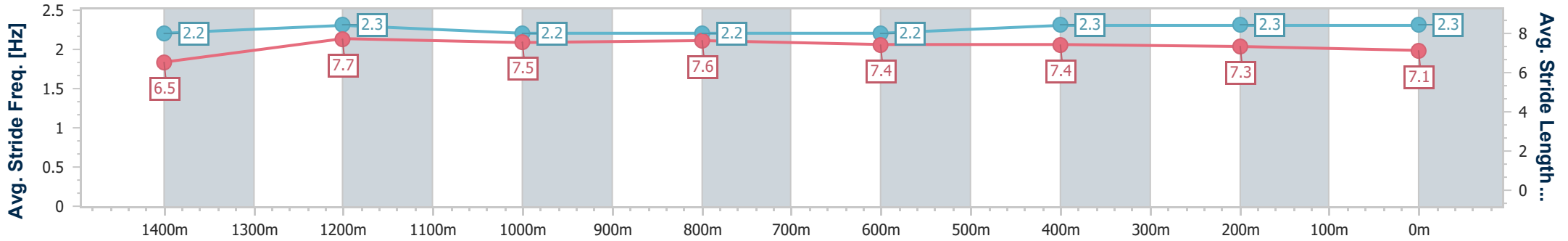
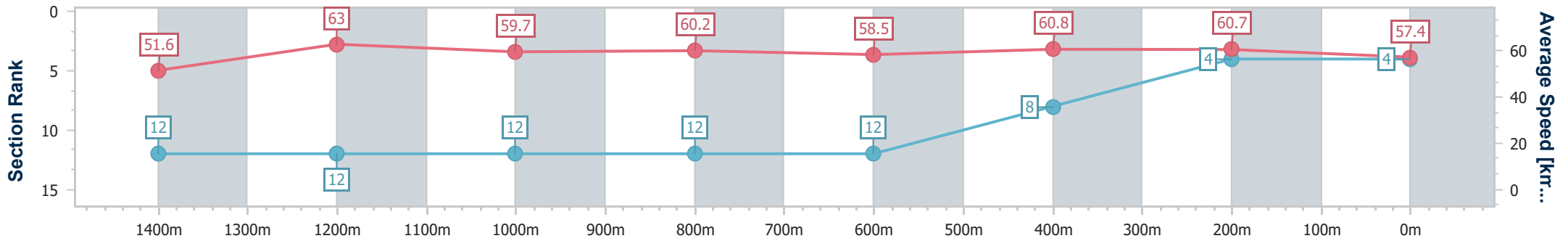
Sunshine Coast QLD Professional
Race 10: MAEVA HOSPITALITY BENCHMARK 78 Handicap - 1600m



10 August 2024 - 17:05

Track Rating: Soft 7, Weather: Overcast, Rail Position: True

Section	Overall	1400m	1200m	1000m	800m	600m	400m	200m						
Section Times	1:38.34 [4] (0:13.97)	1:24.37 [12] (0:11.49)	1:12.88 [12] (0:12.07)	1:00.81 [12] (0:12.07)	0:48.74 [12] (0:12.43)	0:36.31 [12] (0:11.90)	0:24.41 [8] (0:11.88)	0:12.53 [4] (0:12.53)						
Average Speed [km/h]	51.6	63.0	59.7	60.2	58.5	60.8	60.7	57.4						
Top Speed [km/h]	65.2	64.1	60.9	60.9	60.0	62.1	61.6	59.5						
Avg. Dist. to Rail [m]	7.7	2.2	2.6	2.7	2.2	0.8	2.1	2.5						
Avg. Stride Freq. [Hz]	2.2	2.3	2.2	2.2	2.2	2.3	2.3	2.3						
Avg. Stride Length [m]	6.5	7.7	7.5	7.6	7.4	7.4	7.3	7.1						



- [] Ranking at each section and finish
- .-.- No data available at this section
- NA No data available



Horse/Jockey Name	Cranky Harry
Final Rank	5
Fastest Section Time (Section)	0:11.28 (1400m)
Top Speed [km/h] (Section)	65.7 (Overall)
Race State	Finished



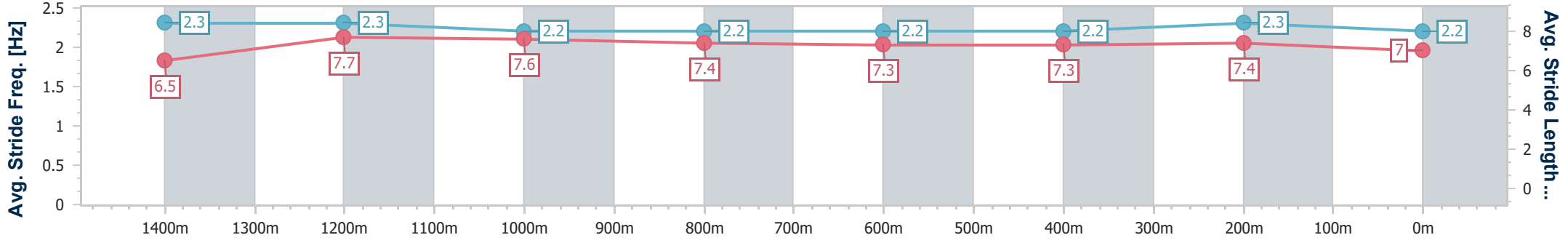
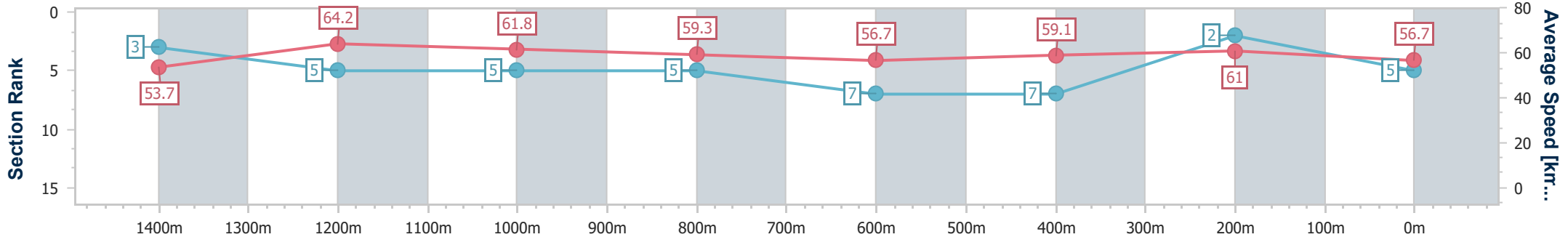
Sunshine Coast QLD Professional
Race 10: MAEVA HOSPITALITY BENCHMARK 78 Handicap - 1600m



10 August 2024 - 17:05

Track Rating: Soft 7, Weather: Overcast, Rail Position: True

Section	Overall	1400m	1200m	1000m	800m	600m	400m	200m
Section Times	1:38.36 [5] (0:13.42)	1:24.94 [3] (0:11.28)	1:13.66 [5] (0:11.68)	1:01.98 [5] (0:12.20)	0:49.78 [5] (0:12.85)	0:36.93 [7] (0:12.39)	0:24.54 [7] (0:11.84)	0:12.70 [2] (0:12.70)
Average Speed [km/h]	53.7	64.2	61.8	59.3	56.7	59.1	61.0	56.7
Top Speed [km/h]	65.7	65.1	62.7	60.9	59.1	60.0	62.2	59.6
Avg. Dist. to Rail [m]	7.5	2.4	2.3	2.1	2.1	3.0	8.4	7.2
Avg. Stride Freq. [Hz]	2.3	2.3	2.2	2.2	2.2	2.2	2.3	2.2
Avg. Stride Length [m]	6.5	7.7	7.6	7.4	7.3	7.3	7.4	7.0



- [] Ranking at each section and finish
- .-.- No data available at this section
- NA No data available



Horse/Jockey Name	The Right Way
Final Rank	6
Fastest Section Time (Section)	0:11.26 (1400m)
Top Speed [km/h] (Section)	66.3 (Overall)
Race State	Finished



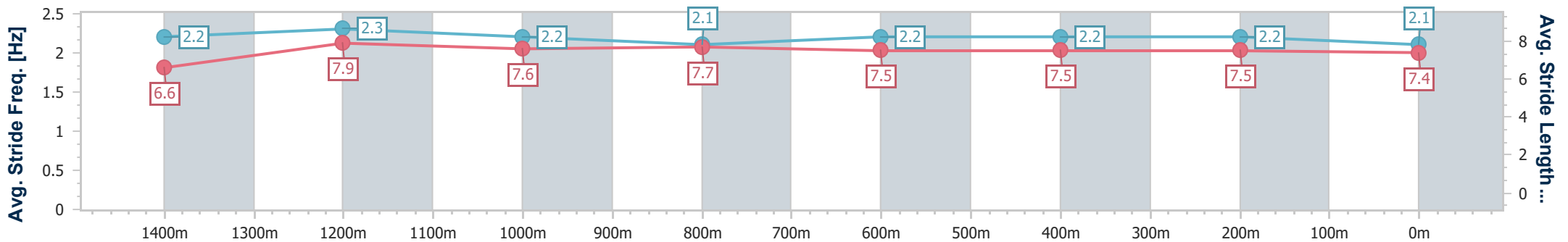
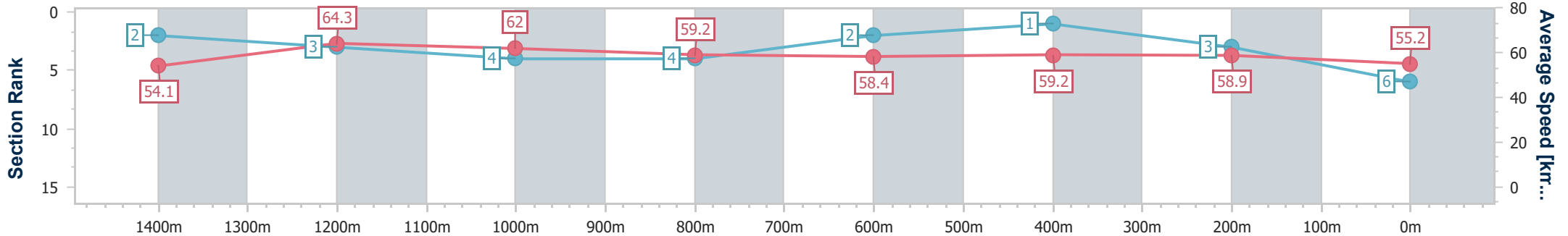
Sunshine Coast QLD Professional
 Race 10: MAEVA HOSPITALITY BENCHMARK 78 Handicap - 1600m



10 August 2024 - 17:05

Track Rating: Soft 7, Weather: Overcast, Rail Position: True

Section	Overall	1400m	1200m	1000m	800m	600m	400m	200m						
Section Times	1:38.73 [6] (0:13.32)	1:25.41 [2] (0:11.26)	1:14.15 [3] (0:11.67)	1:02.48 [4] (0:12.24)	0:50.24 [4] (0:12.51)	0:37.73 [2] (0:12.43)	0:25.30 [1] (0:12.24)	0:13.06 [3] (0:13.06)						
Average Speed [km/h]	54.1	64.3	62.0	59.2	58.4	59.2	58.9	55.2						
Top Speed [km/h]	66.3	66.2	63.0	61.4	58.9	59.8	59.9	56.9						
Avg. Dist. to Rail [m]	11.8	4.4	2.3	2.0	2.6	3.5	7.5	6.5						
Avg. Stride Freq. [Hz]	2.2	2.3	2.2	2.1	2.2	2.2	2.2	2.1						
Avg. Stride Length [m]	6.6	7.9	7.6	7.7	7.5	7.5	7.5	7.4						



- [] Ranking at each section and finish
- .-.-.- No data available at this section
- NA No data available



Horse/Jockey Name	Bold Bourbon
Final Rank	7
Fastest Section Time (Section)	0:11.45 (1400m)
Top Speed [km/h] (Section)	66.1 (Overall)
Race State	Finished



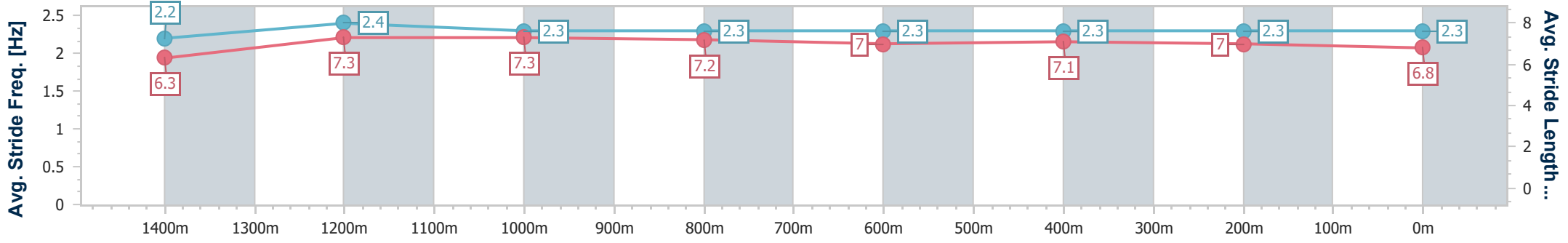
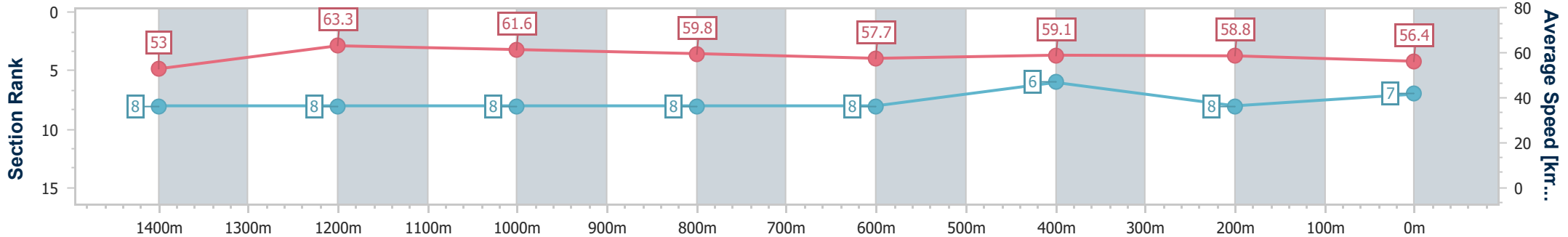
Sunshine Coast QLD Professional
Race 10: MAEVA HOSPITALITY BENCHMARK 78 Handicap - 1600m



10 August 2024 - 17:05

Track Rating: Soft 7, Weather: Overcast, Rail Position: True

Section	Overall	1400m	1200m	1000m	800m	600m	400m	200m
Section Times	1:38.83 [7] (0:13.63)	1:25.20 [8] (0:11.45)	1:13.75 [8] (0:11.71)	1:02.04 [8] (0:12.10)	0:49.94 [8] (0:12.59)	0:37.35 [8] (0:12.33)	0:25.02 [6] (0:12.22)	0:12.80 [8] (0:12.80)
Average Speed [km/h]	53.0	63.3	61.6	59.8	57.7	59.1	58.8	56.4
Top Speed [km/h]	66.1	64.6	63.4	60.8	59.2	59.4	59.6	57.5
Avg. Dist. to Rail [m]	6.5	3.2	2.4	2.2	1.4	1.7	3.5	3.0
Avg. Stride Freq. [Hz]	2.2	2.4	2.3	2.3	2.3	2.3	2.3	2.3
Avg. Stride Length [m]	6.3	7.3	7.3	7.2	7.0	7.1	7.0	6.8



- [] Ranking at each section and finish
- .-.- No data available at this section
- NA No data available



Horse/Jockey Name	Stripped Back
Final Rank	8
Fastest Section Time (Section)	0:11.15 (1400m)
Top Speed [km/h] (Section)	66.5 (1400m)
Race State	Finished



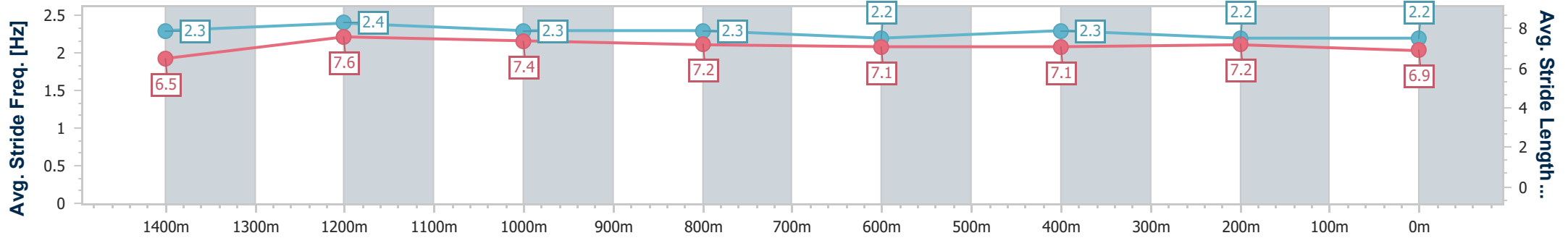
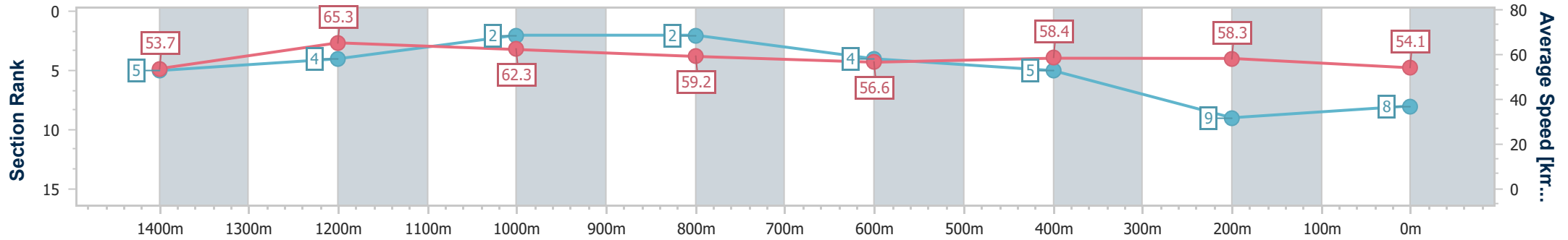
Sunshine Coast QLD Professional
Race 10: MAEVA HOSPITALITY BENCHMARK 78 Handicap - 1600m



10 August 2024 - 17:05

Track Rating: Soft 7, Weather: Overcast, Rail Position: True

Section	Overall	1400m	1200m	1000m	800m	600m	400m	200m
Section Times	1:39.34 [8] (0:13.44)	1:25.90 [5] (0:11.15)	1:14.75 [4] (0:11.58)	1:03.17 [2] (0:12.21)	0:50.96 [2] (0:12.84)	0:38.12 [4] (0:12.46)	0:25.66 [5] (0:12.35)	0:13.31 [9] (0:13.31)
Average Speed [km/h]	53.7	65.3	62.3	59.2	56.6	58.4	58.3	54.1
Top Speed [km/h]	66.2	66.5	64.0	61.7	57.2	59.2	59.1	57.2
Avg. Dist. to Rail [m]	14.4	6.1	4.2	2.6	1.3	1.9	4.3	4.1
Avg. Stride Freq. [Hz]	2.3	2.4	2.3	2.3	2.2	2.3	2.2	2.2
Avg. Stride Length [m]	6.5	7.6	7.4	7.2	7.1	7.1	7.2	6.9



- [] Ranking at each section and finish
- .-.- No data available at this section
- NA No data available



Horse/Jockey Name	Patmos Island
Final Rank	9
Fastest Section Time (Section)	0:11.06 (1400m)
Top Speed [km/h] (Section)	66.9 (1400m)
Race State	Finished



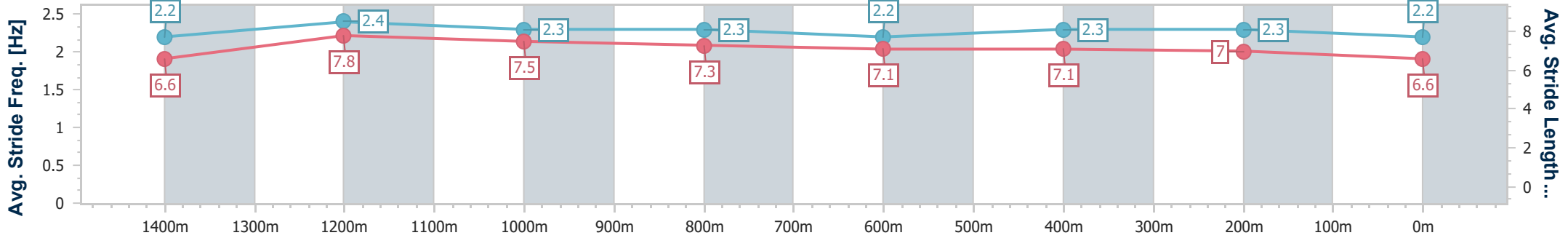
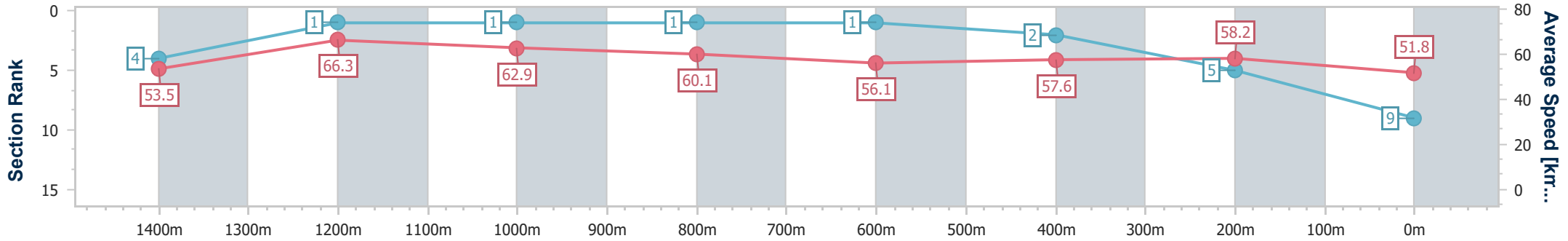
Sunshine Coast QLD Professional
Race 10: MAEVA HOSPITALITY BENCHMARK 78 Handicap - 1600m



10 August 2024 - 17:05

Track Rating: Soft 7, Weather: Overcast, Rail Position: True

Section	Overall	1400m	1200m	1000m	800m	600m	400m	200m
Section Times	1:39.70 [9] (0:13.42)	1:26.28 [4] (0:11.06)	1:15.22 [1] (0:11.50)	1:03.72 [1] (0:12.04)	0:51.68 [1] (0:12.93)	0:38.75 [1] (0:12.49)	0:26.26 [2] (0:12.41)	0:13.85 [5] (0:13.85)
Average Speed [km/h]	53.5	66.3	62.9	60.1	56.1	57.6	58.2	51.8
Top Speed [km/h]	66.7	66.9	65.0	62.2	56.7	58.7	58.8	55.8
Avg. Dist. to Rail [m]	16.2	8.0	4.8	2.8	1.2	0.6	4.5	5.4
Avg. Stride Freq. [Hz]	2.2	2.4	2.3	2.3	2.2	2.3	2.3	2.2
Avg. Stride Length [m]	6.6	7.8	7.5	7.3	7.1	7.1	7.0	6.6



- [] Ranking at each section and finish
- .-.- No data available at this section
- NA No data available



Horse/Jockey Name	Phaistos
Final Rank	10
Fastest Section Time (Section)	0:11.47 (1400m)
Top Speed [km/h] (Section)	63.6 (1400m)
Race State	Finished



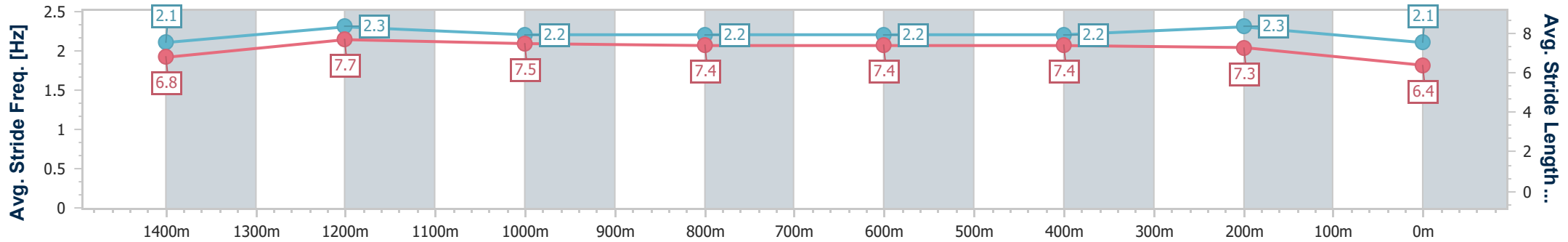
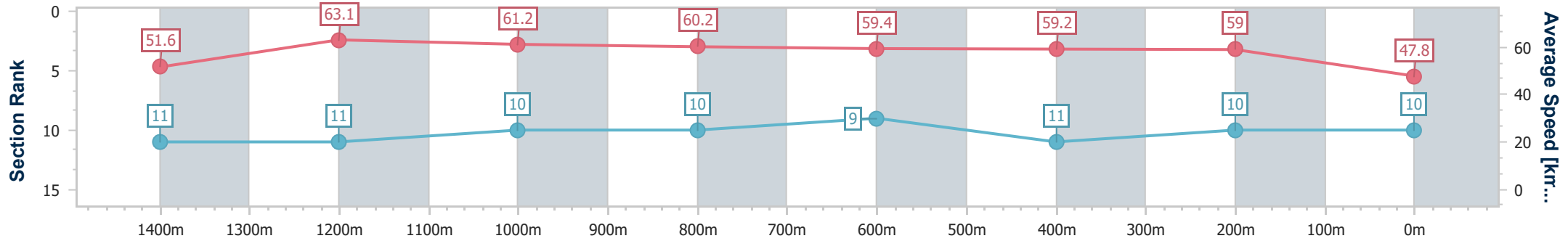
Sunshine Coast QLD Professional
Race 10: MAEVA HOSPITALITY BENCHMARK 78 Handicap - 1600m



10 August 2024 - 17:05

Track Rating: Soft 7, Weather: Overcast, Rail Position: True

Section	Overall	1400m	1200m	1000m	800m	600m	400m	200m
Section Times	1:41.31 [10] (0:13.94)	1:27.37 [11] (0:11.47)	1:15.90 [11] (0:11.81)	1:04.09 [10] (0:12.05)	0:52.04 [10] (0:12.32)	0:39.72 [9] (0:12.46)	0:27.26 [11] (0:12.20)	0:15.06 [10] (0:15.06)
Average Speed [km/h]	51.6	63.1	61.2	60.2	59.4	59.2	59.0	47.8
Top Speed [km/h]	63.3	63.6	62.1	60.9	60.3	60.1	60.5	57.1
Avg. Dist. to Rail [m]	7.5	3.2	2.7	3.4	2.9	3.7	8.7	8.6
Avg. Stride Freq. [Hz]	2.1	2.3	2.2	2.2	2.2	2.2	2.3	2.1
Avg. Stride Length [m]	6.8	7.7	7.5	7.4	7.4	7.4	7.3	6.4



- [] Ranking at each section and finish
- .-.- No data available at this section
- NA No data available



Horse/Jockey Name	Pervade
Final Rank	11
Fastest Section Time (Section)	0:11.25 (1400m)
Top Speed [km/h] (Section)	66.6 (1400m)
Race State	Finished



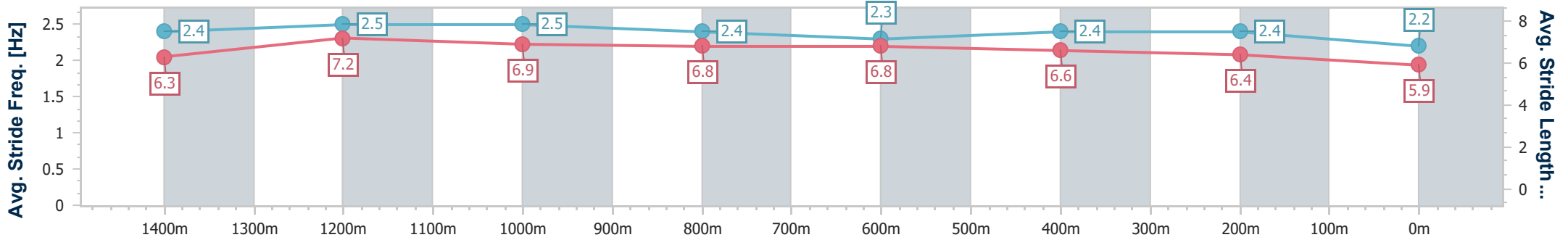
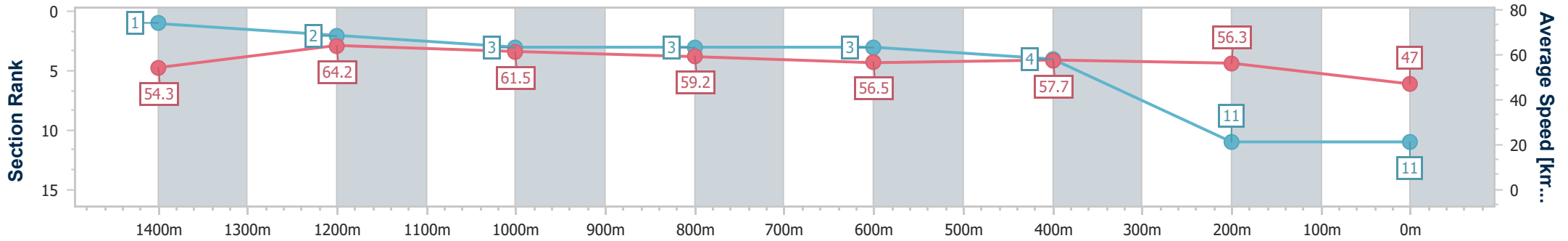
Sunshine Coast QLD Professional
Race 10: MAEVA HOSPITALITY BENCHMARK 78 Handicap - 1600m



10 August 2024 - 17:05

Track Rating: Soft 7, Weather: Overcast, Rail Position: True

Section	Overall	1400m	1200m	1000m	800m	600m	400m	200m
Section Times	1:41.69 [11] (0:13.28)	1:28.41 [1] (0:11.25)	1:17.16 [2] (0:11.71)	1:05.45 [3] (0:12.17)	0:53.28 [3] (0:12.67)	0:40.61 [3] (0:12.52)	0:28.09 [4] (0:12.80)	0:15.29 [11] (0:15.29)
Average Speed [km/h]	54.3	64.2	61.5	59.2	56.5	57.7	56.3	47.0
Top Speed [km/h]	66.3	66.6	62.2	60.4	57.5	58.1	57.7	54.3
Avg. Dist. to Rail [m]	10.4	3.4	1.2	0.6	0.7	0.6	3.4	5.6
Avg. Stride Freq. [Hz]	2.4	2.5	2.5	2.4	2.3	2.4	2.4	2.2
Avg. Stride Length [m]	6.3	7.2	6.9	6.8	6.8	6.6	6.4	5.9



- [] Ranking at each section and finish
- .-.- No data available at this section
- NA No data available



Horse/Jockey Name	Kordia
Final Rank	12
Fastest Section Time (Section)	0:11.33 (1400m)
Top Speed [km/h] (Section)	66.3 (Overall)
Race State	Finished



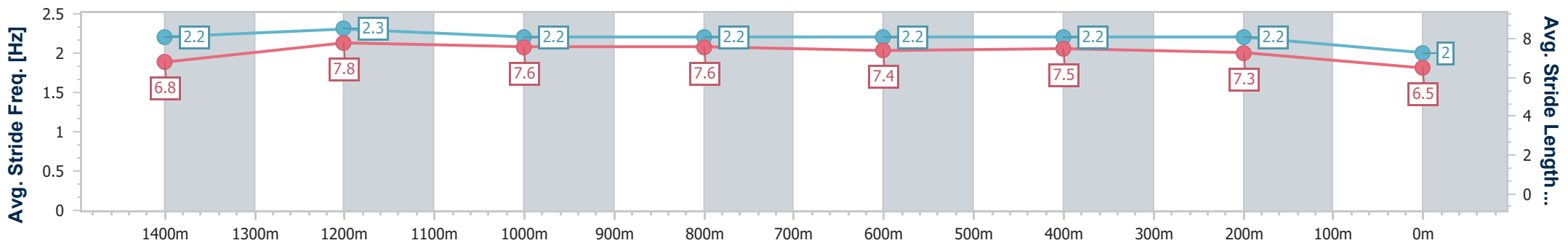
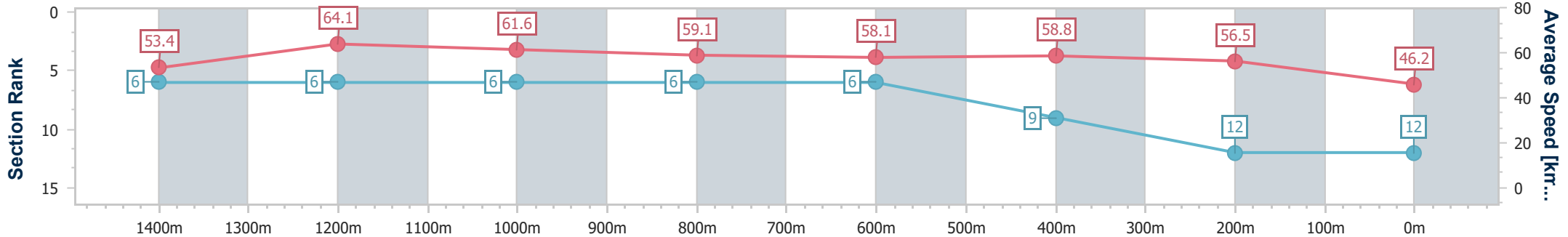
Sunshine Coast QLD Professional
Race 10: MAEVA HOSPITALITY BENCHMARK 78 Handicap - 1600m



10 August 2024 - 17:05

Track Rating: Soft 7, Weather: Overcast, Rail Position: True

Section	Overall	1400m	1200m	1000m	800m	600m	400m	200m
Section Times	1:42.26 [12] (0:13.46)	1:28.80 [6] (0:11.33)	1:17.47 [6] (0:11.71)	1:05.76 [6] (0:12.27)	0:53.49 [6] (0:12.60)	0:40.89 [6] (0:12.56)	0:28.33 [9] (0:12.70)	0:15.63 [12] (0:15.63)
Average Speed [km/h]	53.4	64.1	61.6	59.1	58.1	58.8	56.5	46.2
Top Speed [km/h]	66.3	65.8	62.9	61.3	59.2	59.3	58.9	52.7
Avg. Dist. to Rail [m]	9.2	3.5	3.3	3.1	3.0	3.9	7.2	6.6
Avg. Stride Freq. [Hz]	2.2	2.3	2.2	2.2	2.2	2.2	2.2	2.0
Avg. Stride Length [m]	6.8	7.8	7.6	7.6	7.4	7.5	7.3	6.5



- [] Ranking at each section and finish
- .-.- No data available at this section
- NA No data available