



Mackay QLD Professional

Race 8: LADBROKES RACING CLUB BENCHMARK 58 Handicap - 2000m

10 August 2024 - 16:44



MACKAY TURF CLUB
Ooralea Racecourse

Track Rating: Good 4, Weather: Fine, Rail Position: True

Section		Overall	1800m	1600m	1400m	1200m	1000m	800m	Last 600m					
Field Times		2:02.84 (0:12.49)	1:50.35 (0:10.70)	1:39.65 (0:11.54)	1:28.11 (0:12.57)	1:15.54 (0:12.97)	1:02.57 (0:13.30)	0:49.27 (0:11.90)	0:37.37					
Rank	TAB	Horse/Jockey	Barrier	Top Speed [km/h]	Fastest Section								Distance Travelled [m]	
1	13	PATTI WAGGIN Chris Whiteley	15	66.3 1800m	0:10.94 1800m	2:02.84 [1] (0:12.86)	1:49.98 [7] (0:10.94)	1:39.04 [6] (0:11.82)	1:27.22 [7] (0:12.57)	1:14.65 [7] (0:12.91)	1:01.74 [6] (0:12.72)	0:49.02 [5] (0:11.65)	0:37.37	
2	15	BLUE SWIMMER Anthony Allen	1	67.3 1800m	0:10.77 1800m	2:03.07 [2] (0:12.49)	1:50.58 [1] (0:10.77)	1:39.81 [3] (0:11.94)	1:27.87 [4] (0:12.63)	1:15.24 [5] (0:13.05)	1:02.19 [5] (0:13.13)	0:49.06 [6] (0:12.64)	0:36.42	-2
3	3	VANCOUVER BAY Ashley Butler	6	67.8 1800m	0:10.68 1800m	2:03.18 [3] (0:12.52)	1:50.66 [2] (0:10.68)	1:39.98 [2] (0:11.71)	1:28.27 [2] (0:12.60)	1:15.67 [2] (0:13.06)	1:02.61 [3] (0:13.21)	0:49.40 [4] (0:12.55)	0:36.85	+0
4	11	TORQUE ESPAGNA Micheal Hellyer	8	64.8 1800m	0:11.24 1800m	2:03.53 [4] (0:13.09)	1:50.44 [9] (0:11.24)	1:39.20 [9] (0:11.73)	1:27.47 [9] (0:12.54)	1:14.93 [9] (0:12.81)	1:02.12 [8] (0:12.91)	0:49.21 [8] (0:12.33)	0:36.88	+1
5	12	DOOM DIVA Georgina Cartwright	3	66.0 1800m	0:11.03 1800m	2:03.54 [5] (0:12.80)	1:50.74 [6] (0:11.03)	1:39.71 [7] (0:11.59)	1:28.12 [6] (0:12.67)	1:15.45 [6] (0:13.07)	1:02.38 [7] (0:13.08)	0:49.30 [7] (0:12.69)	0:36.61	-2
6	1	HARBELLE Tasha Chambers	2	65.6 1800m	0:11.06 1800m	2:03.55 [6] (0:13.06)	1:50.49 [8] (0:11.06)	1:39.43 [8] (0:11.68)	1:27.75 [8] (0:12.61)	1:15.14 [8] (0:13.06)	1:02.08 [9] (0:13.14)	0:48.94 [10] (0:12.54)	0:36.40	-3
7	9	WHATJEUDOIN' Justin Stanley	13	63.0 1800m	0:11.51 1800m	2:03.64 [7] (0:13.82)	1:49.82 [13] (0:11.51)	1:38.31 [14] (0:11.97)	1:26.34 [14] (0:12.32)	1:14.02 [14] (0:12.80)	1:01.22 [14] (0:12.73)	0:48.49 [14] (0:12.20)	0:36.29	+4
8	8	LETS TORQUE A DEEL Chelsea Jokic	14	63.8 1800m	0:11.38 1800m	2:03.78 [8] (0:13.83)	1:49.95 [14] (0:11.38)	1:38.57 [13] (0:11.76)	1:26.81 [13] (0:12.26)	1:14.55 [12] (0:12.87)	1:01.68 [12] (0:12.64)	0:49.04 [11] (0:11.94)	0:37.10	+11
9	5	STRUCK TWICE Justin Huxtable	10	68.7 1800m	0:10.62 1800m	2:03.83 [9] (0:12.57)	1:51.26 [4] (0:10.62)	1:40.64 [1] (0:11.54)	1:29.10 [1] (0:12.57)	1:16.53 [1] (0:12.97)	1:03.56 [1] (0:13.30)	0:50.26 [1] (0:12.25)	0:38.01	-1
10	14	VOLARCHI Jackson Murphy	11	64.4 1800m	0:11.31 1800m	2:04.76 [10] (0:13.43)	1:51.33 [11] (0:11.31)	1:40.02 [11] (0:11.69)	1:28.33 [10] (0:12.33)	1:16.00 [11] (0:12.94)	1:03.06 [11] (0:12.87)	0:50.19 [9] (0:12.29)	0:37.90	+6

Scratched: Seeress (#4)

[] Ranking at each section and finish
 -:-:- No data available at this section
 NA No data available

SCN Saddle cloth number
 DNF Did not finish
 DNT Did not track



Mackay QLD Professional

Race 8: LADBROKES RACING CLUB BENCHMARK 58 Handicap - 2000m

10 August 2024 - 16:44



MACKAY TURF CLUB
Ooralea Racecourse

Track Rating: Good 4, Weather: Fine, Rail Position: True

Section		Overall	1800m	1600m	1400m	1200m	1000m	800m	Last 600m					
Field Times		2:02.84 (0:12.49)	1:50.35 (0:10.70)	1:39.65 (0:11.54)	1:28.11 (0:12.57)	1:15.54 (0:12.97)	1:02.57 (0:13.30)	0:49.27 (0:11.90)	0:37.37					
Rank	TAB Horse/Jockey	Barrier	Top Speed [km/h]	Fastest Section										Distance Travelled [m]
11	6 BRAND NEW Samantha Collett	5	68.2 1800m	0:10.75 1800m	2:05.01 [11] (0:12.55)	1:52.46 [3] (0:10.75)	1:41.71 [4] (0:11.78)	1:29.93 [3] (0:12.43)	1:17.50 [3] (0:12.85)	1:04.65 [2] (0:13.23)	0:51.42 [2] (0:12.46)	0:38.96	+0	
12	7 GOLD WITNESS Ryan Wiggins	4	66.7 1800m	0:10.96 1800m	2:06.06 [12] (0:12.68)	1:53.38 [5] (0:10.96)	1:42.42 [5] (0:11.69)	1:30.73 [5] (0:12.47)	1:18.26 [4] (0:12.95)	1:05.31 [4] (0:13.03)	0:52.28 [3] (0:12.45)	0:39.83	-3	
13	2 I SAY BOOM Michael Murphy	12	64.3 1800m	0:11.30 1800m	2:06.14 [13] (0:13.39)	1:52.75 [10] (0:11.30)	1:41.45 [10] (0:11.75)	1:29.70 [11] (0:12.22)	1:17.48 [10] (0:13.02)	1:04.46 [10] (0:13.09)	0:51.37 [12] (0:12.65)	0:38.72	-5	
14	10 ROZNAMLA Zac Sprie	7	63.6 1800m	0:11.39 1800m	2:06.60 [14] (0:13.58)	1:53.02 [12] (0:11.39)	1:41.63 [12] (0:11.97)	1:29.66 [12] (0:12.39)	1:17.27 [13] (0:12.80)	1:04.47 [13] (0:12.93)	0:51.54 [13] (0:13.00)	0:38.54	-6	

Scratched: Seeress (#4)

[] Ranking at each section and finish
 -:-:-:- No data available at this section
 NA No data available

SCN Saddle cloth number
 DNF Did not finish
 DNT Did not track



Mackay QLD Professional

Race 8: LADBROKES RACING CLUB BENCHMARK 58 Handicap - 2000m

10 August 2024 - 16:44



MACKAY TURF CLUB
Ooralea Racecourse

Track Rating: Good 4, Weather: Fine, Rail Position: True

Section				600m	400m	200m			Last 600m		
Field Times				0:37.37 (0:12.20)	0:25.17 (0:12.29)	0:12.88 (0:12.88)			0:37.37		
Rank	TAB	Horse/Jockey	Barrier	Top Speed [km/h]	Fastest Section	Margin			Distance Travelled [m]		
1	13	PATTI WAGGIN Chris Whiteley	15	66.3 1800m	0:10.94 1800m	0:37.37 [1] (0:12.20)	0:25.17 [1] (0:12.29)	0:12.88 [1] (0:12.88)	2:02.84	0:37.37	
2	15	BLUE SWIMMER Anthony Allen	1	67.3 1800m	0:10.77 1800m	0:36.42 [7] (0:12.03)	0:24.39 [6] (0:12.04)	0:12.35 [3] (0:12.35)	1.35L	0:36.42	-2
3	3	VANCOUVER BAY Ashley Butler	6	67.8 1800m	0:10.68 1800m	0:36.85 [5] (0:12.03)	0:24.82 [3] (0:12.11)	0:12.71 [2] (0:12.71)	2.01L	0:36.85	+0
4	11	TORQUE ESPAGNA Micheal Hellyer	8	64.8 1800m	0:11.24 1800m	0:36.88 [6] (0:11.94)	0:24.94 [5] (0:12.17)	0:12.77 [5] (0:12.77)	4.02L	0:36.88	+1
5	12	DOOM DIVA Georgina Cartwright	3	66.0 1800m	0:11.03 1800m	0:36.61 [10] (0:12.08)	0:24.53 [9] (0:12.10)	0:12.43 [7] (0:12.43)	4.08L	0:36.61	-2
6	1	HARBELLE Tasha Chambers	2	65.6 1800m	0:11.06 1800m	0:36.40 [11] (0:12.26)	0:24.14 [11] (0:11.90)	0:12.24 [9] (0:12.24)	4.13L	0:36.40	-3
7	9	WHATJEUDOIN' Justin Stanley	13	63.0 1800m	0:11.51 1800m	0:36.29 [12] (0:12.15)	0:24.14 [12] (0:11.89)	0:12.25 [11] (0:12.25)	4.67L	0:36.29	+4
8	8	LETS TORQUE A DEEL Chelsea Jokic	14	63.8 1800m	0:11.38 1800m	0:37.10 [8] (0:12.28)	0:24.82 [8] (0:12.14)	0:12.68 [6] (0:12.68)	5.54L	0:37.10	+11
9	5	STRUCK TWICE Justin Huxtable	10	68.7 1800m	0:10.62 1800m	0:38.01 [2] (0:12.33)	0:25.68 [2] (0:12.58)	0:13.10 [4] (0:13.10)	5.81L	0:38.01	-1
10	14	VOLARCHI Jackson Murphy	11	64.4 1800m	0:11.31 1800m	0:37.90 [9] (0:12.20)	0:25.70 [10] (0:12.28)	0:13.42 [10] (0:13.42)	11.25L	0:37.90	+6

Scratched: Seeress (#4)

Report Created: Sat 10 August 2024 17:07 GMT+1 (Note: Timing is based on position data)

Page 3/18

[] Ranking at each section and finish
 :-:-- No data available at this section
 NA No data available

SCN Saddle cloth number
 DNF Did not finish
 DNT Did not track

data processed by TRIPLES DATA



Mackay QLD Professional
Race 8: LADBROKES RACING CLUB BENCHMARK 58 Handicap - 2000m
10 August 2024 - 16:44



MACKAY TURF CLUB
 Ooralea Racecourse

Track Rating: Good 4, Weather: Fine, Rail Position: True

Section				600m	400m	200m			Last 600m		
Field Times				0:37.37 (0:12.20)	0:25.17 (0:12.29)	0:12.88 (0:12.88)			0:37.37		
Rank	TAB	Horse/Jockey	Barrier	Top Speed [km/h]	Fastest Section	Margin			Distance Travelled [m]		
11	6	BRAND NEW Samantha Collett	5	68.2 1800m	0:10.75 1800m	0:38.96 [3] (0:12.45)	0:26.51 [4] (0:12.66)	0:13.85 [8] (0:13.85)	12.77L	0:38.96	+0
12	7	GOLD WITNESS Ryan Wiggins	4	66.7 1800m	0:10.96 1800m	0:39.83 [4] (0:12.60)	0:27.23 [7] (0:12.59)	0:14.64 [12] (0:14.64)	18.95L	0:39.83	-3
13	2	I SAY BOOM Michael Murphy	12	64.3 1800m	0:11.30 1800m	0:38.72 [13] (0:12.58)	0:26.14 [13] (0:12.61)	0:13.53 [13] (0:13.53)	19.39L	0:38.72	-5
14	10	ROZNAMLA Zac Sprie	7	63.6 1800m	0:11.39 1800m	0:38.54 [14] (0:12.63)	0:25.91 [14] (0:12.63)	0:13.28 [14] (0:13.28)	22.09L	0:38.54	-6

Scratched: Seeress (#4)

[] Ranking at each section and finish
 -:-:- No data available at this section
 NA No data available

SCN Saddle cloth number
 DNF Did not finish
 DNT Did not track



Horse/Jockey Name	Patti Waggin
Final Rank	1
Fastest Section Time (Section)	0:10.94 (1800m)
Top Speed [km/h] (Section)	66.3 (1800m)
Race State	Finished



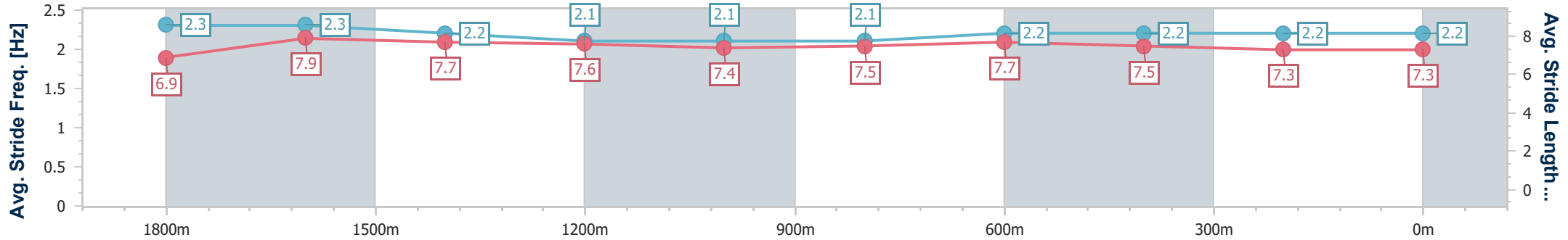
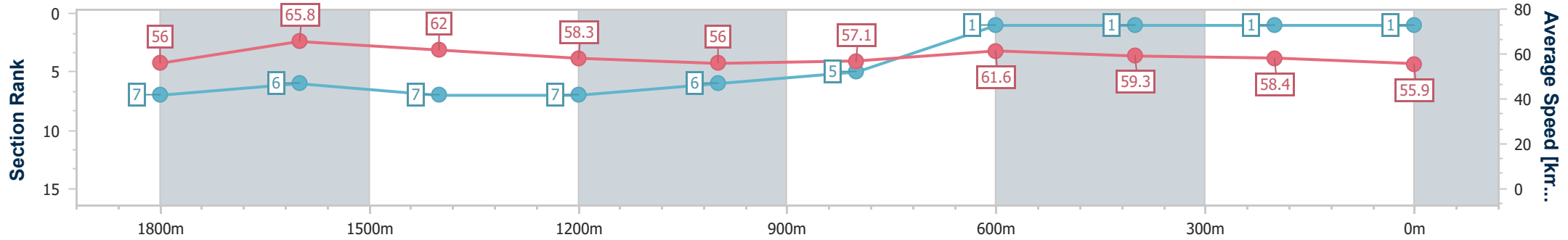
Mackay QLD Professional
Race 8: LADBROKES RACING CLUB BENCHMARK 58
Handicap - 2000m

10 August 2024 - 16:44

Track Rating: Good 4, Weather: Fine, Rail Position: True



Section	Overall	1800m	1600m	1400m	1200m	1000m	800m	600m	400m	200m
Section Times	2:02.84 [1] (0:12.86)	1:49.98 [7] (0:10.94)	1:39.04 [6] (0:11.82)	1:27.22 [7] (0:12.57)	1:14.65 [7] (0:12.91)	1:01.74 [6] (0:12.72)	0:49.02 [5] (0:11.65)	0:37.37 [1] (0:12.20)	0:25.17 [1] (0:12.29)	0:12.88 [1] (0:12.88)
Average Speed [km/h]	56.0	65.8	62.0	58.3	56.0	57.1	61.6	59.3	58.4	55.9
Top Speed [km/h]	65.2	66.3	65.0	59.5	57.5	60.9	63.3	60.8	59.8	58.6
Avg. Dist. to Rail [m]	7.2	2.1	2.4	3.1	2.4	2.3	1.2	0.5	0.5	0.5
Avg. Stride Freq. [Hz]	2.3	2.3	2.2	2.1	2.1	2.1	2.2	2.2	2.2	2.2
Avg. Stride Length [m]	6.9	7.9	7.7	7.6	7.4	7.5	7.7	7.5	7.3	7.3



- [] Ranking at each section and finish
- .-.- No data available at this section
- NA No data available



Horse/Jockey Name	Blue Swimmer
Final Rank	2
Fastest Section Time (Section)	0:10.77 (1800m)
Top Speed [km/h] (Section)	67.3 (1800m)
Race State	Finished



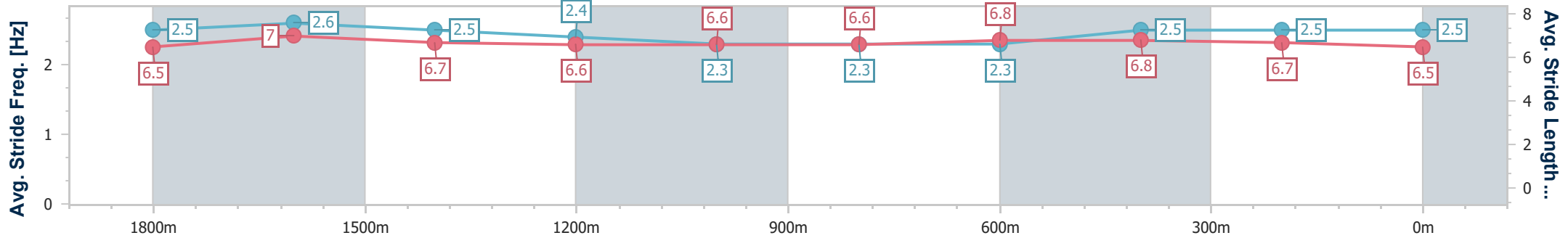
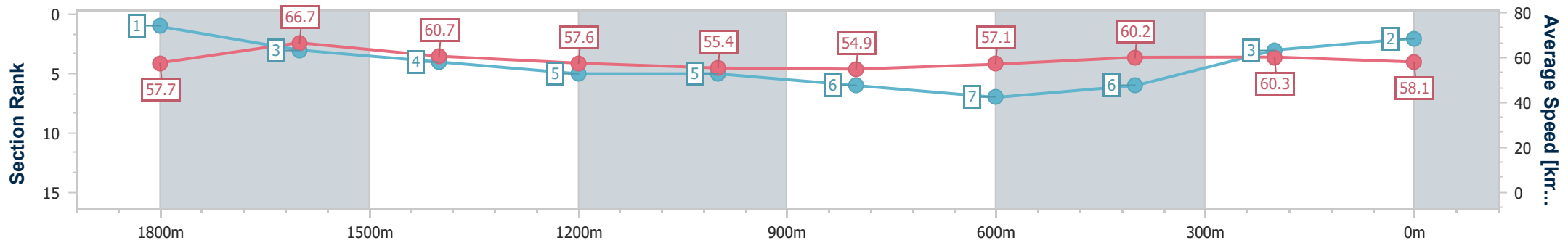
Mackay QLD Professional
Race 8: LADBROKES RACING CLUB BENCHMARK 58
Handicap - 2000m



10 August 2024 - 16:44

Track Rating: Good 4, Weather: Fine, Rail Position: True

Section	Overall	1800m	1600m	1400m	1200m	1000m	800m	600m	400m	200m
Section Times	2:03.07 [2] (0:12.49)	1:50.58 [1] (0:10.77)	1:39.81 [3] (0:11.94)	1:27.87 [4] (0:12.63)	1:15.24 [5] (0:13.05)	1:02.19 [5] (0:13.13)	0:49.06 [6] (0:12.64)	0:36.42 [7] (0:12.03)	0:24.39 [6] (0:12.04)	0:12.35 [3] (0:12.35)
Average Speed [km/h]	57.7	66.7	60.7	57.6	55.4	54.9	57.1	60.2	60.3	58.1
Top Speed [km/h]	66.7	67.3	65.3	59.0	56.4	56.5	59.5	61.1	62.4	61.0
Avg. Dist. to Rail [m]	1.0	1.1	1.1	1.6	1.5	1.1	0.9	0.6	5.0	7.5
Avg. Stride Freq. [Hz]	2.5	2.6	2.5	2.4	2.3	2.3	2.3	2.5	2.5	2.5
Avg. Stride Length [m]	6.5	7.0	6.7	6.6	6.6	6.6	6.8	6.8	6.7	6.5



- [] Ranking at each section and finish
- .-.- No data available at this section
- NA No data available



Horse/Jockey Name	Vancouver Bay
Final Rank	3
Fastest Section Time (Section)	0:10.68 (1800m)
Top Speed [km/h] (Section)	67.8 (1800m)
Race State	Finished



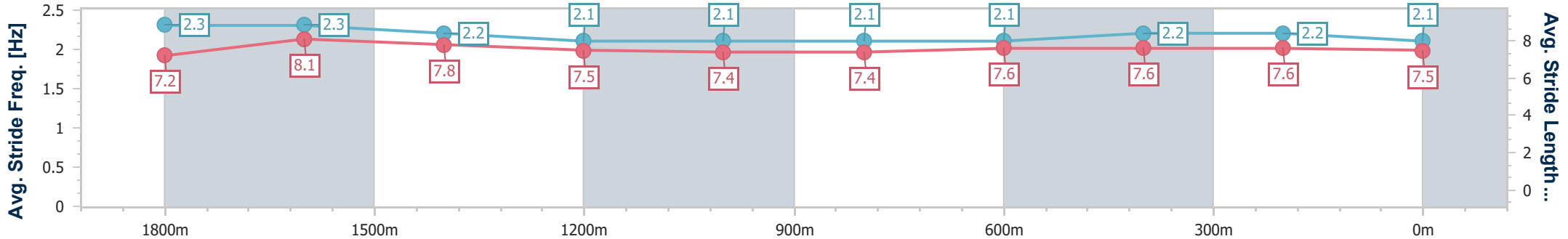
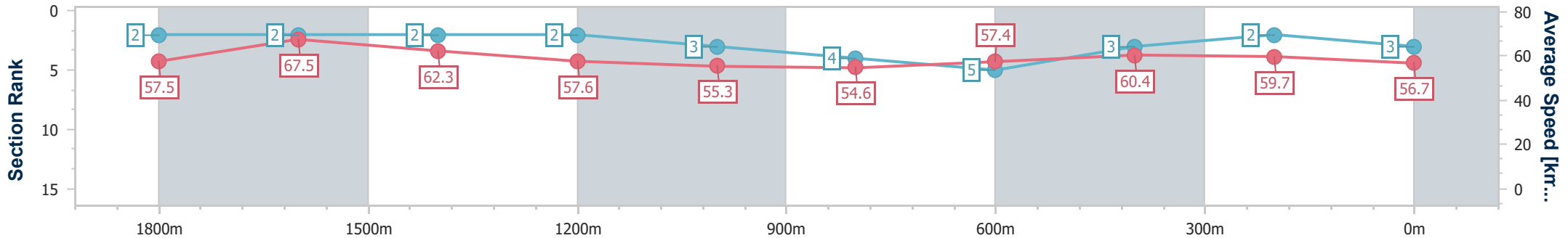
Mackay QLD Professional
Race 8: LADBROKES RACING CLUB BENCHMARK 58
Handicap - 2000m



10 August 2024 - 16:44

Track Rating: Good 4, Weather: Fine, Rail Position: True

Section	Overall	1800m	1600m	1400m	1200m	1000m	800m	600m	400m	200m
Section Times	2:03.18 [3] (0:12.52)	1:50.66 [2] (0:10.68)	1:39.98 [2] (0:11.71)	1:28.27 [2] (0:12.60)	1:15.67 [2] (0:13.06)	1:02.61 [3] (0:13.21)	0:49.40 [4] (0:12.55)	0:36.85 [5] (0:12.03)	0:24.82 [3] (0:12.11)	0:12.71 [2] (0:12.71)
Average Speed [km/h]	57.5	67.5	62.3	57.6	55.3	54.6	57.4	60.4	59.7	56.7
Top Speed [km/h]	66.7	67.8	66.6	58.5	57.0	55.4	59.4	60.9	60.2	59.2
Avg. Dist. to Rail [m]	5.3	4.3	2.3	1.6	1.6	1.1	0.8	1.0	3.7	6.0
Avg. Stride Freq. [Hz]	2.3	2.3	2.2	2.1	2.1	2.1	2.1	2.2	2.2	2.1
Avg. Stride Length [m]	7.2	8.1	7.8	7.5	7.4	7.4	7.6	7.6	7.6	7.5



- [] Ranking at each section and finish
- .-.- No data available at this section
- NA No data available



Horse/Jockey Name	Torque Espagna
Final Rank	4
Fastest Section Time (Section)	0:11.24 (1800m)
Top Speed [km/h] (Section)	64.8 (1800m)
Race State	Finished

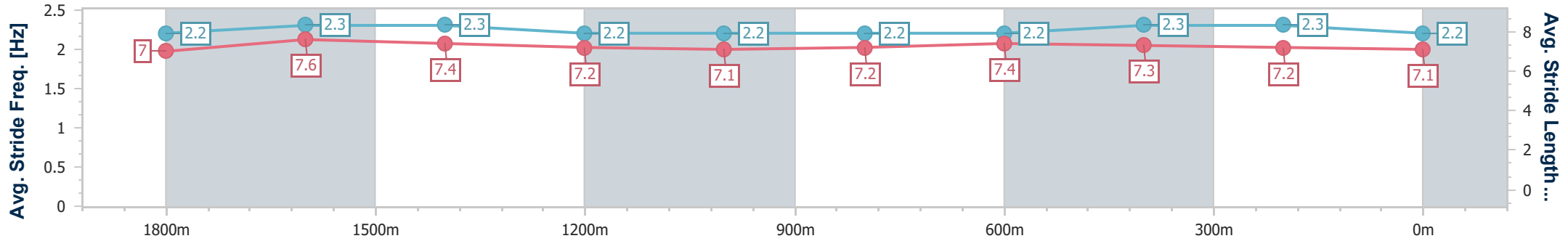
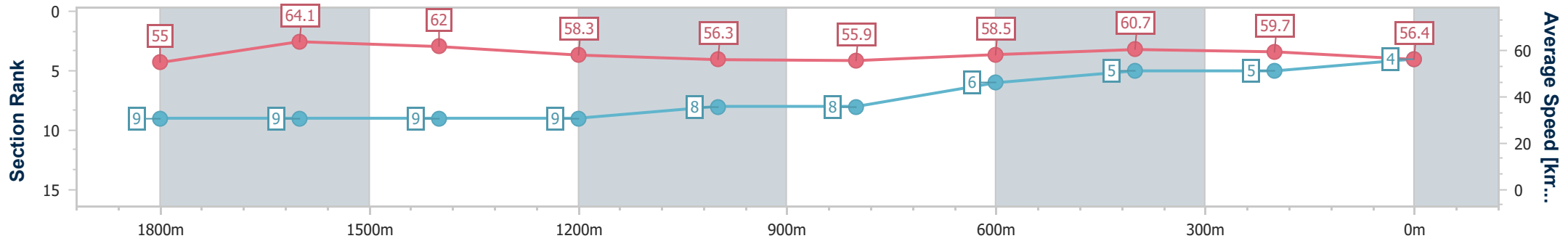


Mackay QLD Professional
 Race 8: LADBROKES RACING CLUB BENCHMARK 58
 Handicap - 2000m
 10 August 2024 - 16:44



Track Rating: Good 4, Weather: Fine, Rail Position: True

Section	Overall	1800m	1600m	1400m	1200m	1000m	800m	600m	400m	200m
Section Times	2:03.53 [4] (0:13.09)	1:50.44 [9] (0:11.24)	1:39.20 [9] (0:11.73)	1:27.47 [9] (0:12.54)	1:14.93 [9] (0:12.81)	1:02.12 [8] (0:12.91)	0:49.21 [8] (0:12.33)	0:36.88 [6] (0:11.94)	0:24.94 [5] (0:12.17)	0:12.77 [5] (0:12.77)
Average Speed [km/h]	55.0	64.1	62.0	58.3	56.3	55.9	58.5	60.7	59.7	56.4
Top Speed [km/h]	63.7	64.8	63.7	60.2	57.3	57.2	61.3	61.7	61.0	61.0
Avg. Dist. to Rail [m]	4.8	3.0	2.0	2.0	1.9	1.3	1.1	1.0	5.9	8.7
Avg. Stride Freq. [Hz]	2.2	2.3	2.3	2.2	2.2	2.2	2.2	2.3	2.3	2.2
Avg. Stride Length [m]	7.0	7.6	7.4	7.2	7.1	7.2	7.4	7.3	7.2	7.1



- [] Ranking at each section and finish
- .-.- No data available at this section
- NA No data available



Horse/Jockey Name	Doom Diva
Final Rank	5
Fastest Section Time (Section)	0:11.03 (1800m)
Top Speed [km/h] (Section)	66.0 (1800m)
Race State	Finished

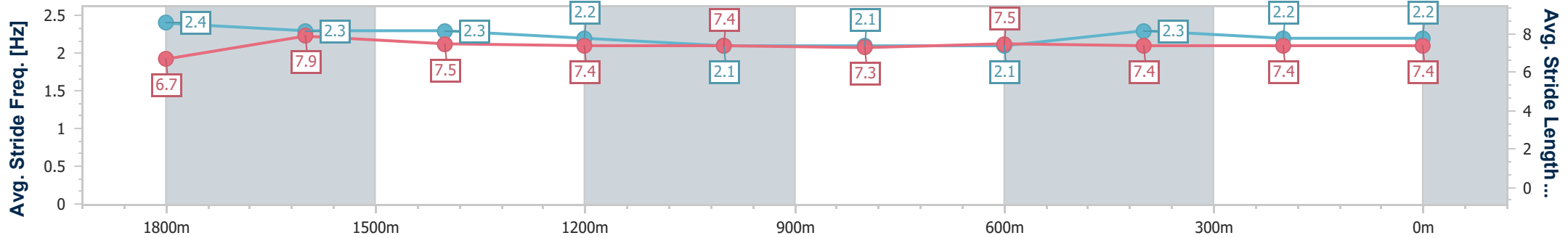
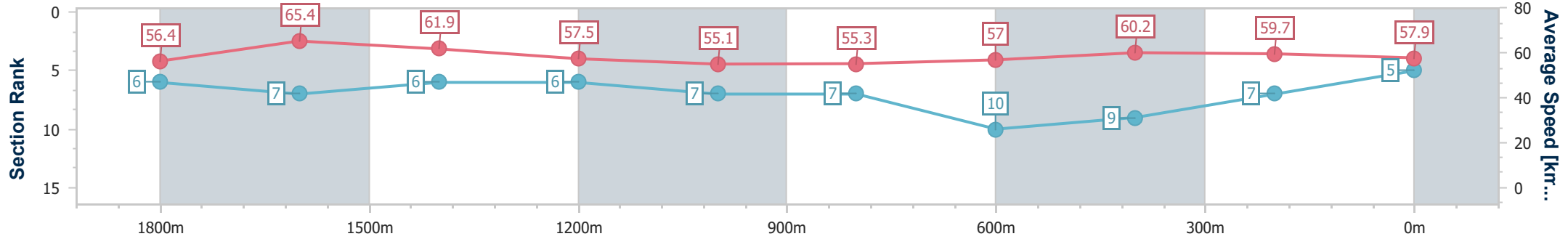


Mackay QLD Professional
 Race 8: LADBROKES RACING CLUB BENCHMARK 58
 Handicap - 2000m
 10 August 2024 - 16:44



Track Rating: Good 4, Weather: Fine, Rail Position: True

Section	Overall	1800m	1600m	1400m	1200m	1000m	800m	600m	400m	200m
Section Times	2:03.54 [5] (0:12.80)	1:50.74 [6] (0:11.03)	1:39.71 [7] (0:11.59)	1:28.12 [6] (0:12.67)	1:15.45 [6] (0:13.07)	1:02.38 [7] (0:13.08)	0:49.30 [7] (0:12.69)	0:36.61 [10] (0:12.08)	0:24.53 [9] (0:12.10)	0:12.43 [7] (0:12.43)
Average Speed [km/h]	56.4	65.4	61.9	57.5	55.1	55.3	57.0	60.2	59.7	57.9
Top Speed [km/h]	64.9	66.0	65.0	58.4	56.5	56.8	60.6	61.0	60.5	60.3
Avg. Dist. to Rail [m]	1.7	0.6	0.2	1.5	1.5	1.1	1.1	1.7	2.4	4.2
Avg. Stride Freq. [Hz]	2.4	2.3	2.3	2.2	2.1	2.1	2.1	2.3	2.2	2.2
Avg. Stride Length [m]	6.7	7.9	7.5	7.4	7.4	7.3	7.5	7.4	7.4	7.4



- [] Ranking at each section and finish
- .-.- No data available at this section
- NA No data available



Horse/Jockey Name	Harbelle
Final Rank	6
Fastest Section Time (Section)	0:11.06 (1800m)
Top Speed [km/h] (Section)	65.6 (1800m)
Race State	Finished



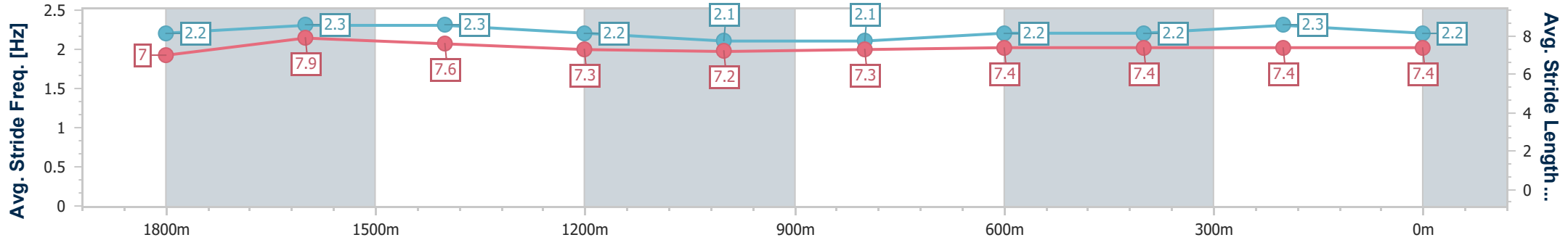
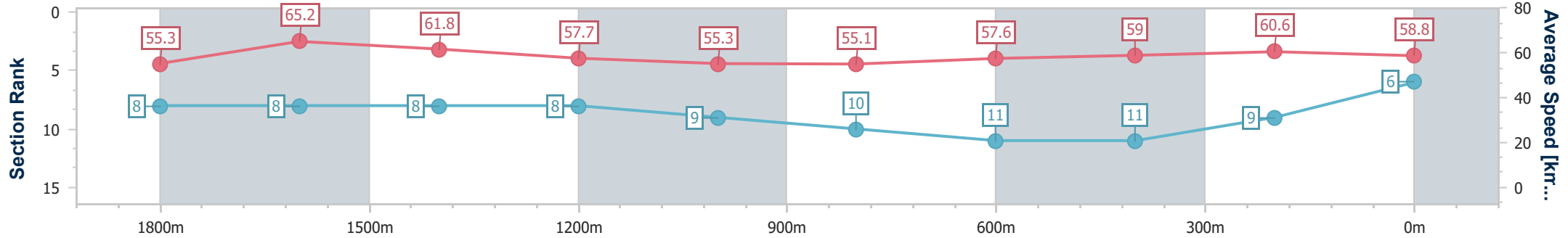
Mackay QLD Professional
Race 8: LADBROKES RACING CLUB BENCHMARK 58
Handicap - 2000m



10 August 2024 - 16:44

Track Rating: Good 4, Weather: Fine, Rail Position: True

Section	Overall	1800m	1600m	1400m	1200m	1000m	800m	600m	400m	200m
Section Times	2:03.55 [6] (0:13.06)	1:50.49 [8] (0:11.06)	1:39.43 [8] (0:11.68)	1:27.75 [8] (0:12.61)	1:15.14 [8] (0:13.06)	1:02.08 [9] (0:13.14)	0:48.94 [10] (0:12.54)	0:36.40 [11] (0:12.26)	0:24.14 [11] (0:11.90)	0:12.24 [9] (0:12.24)
Average Speed [km/h]	55.3	65.2	61.8	57.7	55.3	55.1	57.6	59.0	60.6	58.8
Top Speed [km/h]	64.7	65.6	64.0	59.7	56.7	56.7	58.8	60.2	61.3	63.0
Avg. Dist. to Rail [m]	1.6	1.6	0.9	1.6	1.6	1.2	1.7	0.7	0.9	2.9
Avg. Stride Freq. [Hz]	2.2	2.3	2.3	2.2	2.1	2.1	2.2	2.2	2.3	2.2
Avg. Stride Length [m]	7.0	7.9	7.6	7.3	7.2	7.3	7.4	7.4	7.4	7.4



- [] Ranking at each section and finish
- .-.- No data available at this section
- NA No data available



Horse/Jockey Name	Whatjeudoin'
Final Rank	7
Fastest Section Time (Section)	0:11.51 (1800m)
Top Speed [km/h] (Section)	63.0 (1800m)
Race State	Finished



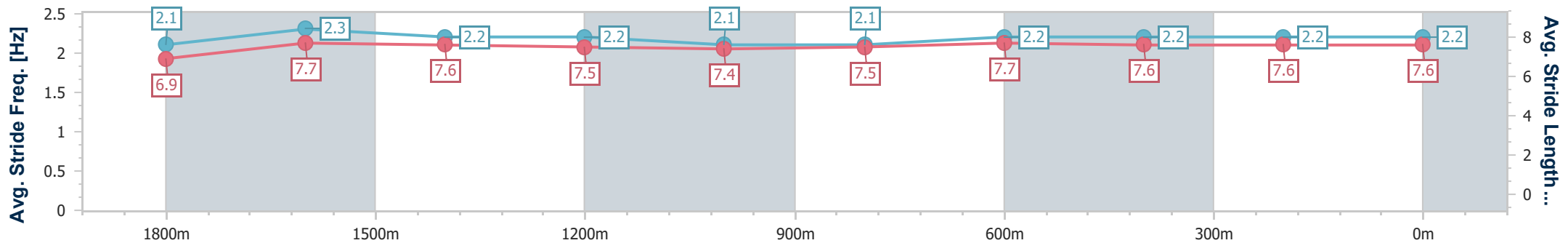
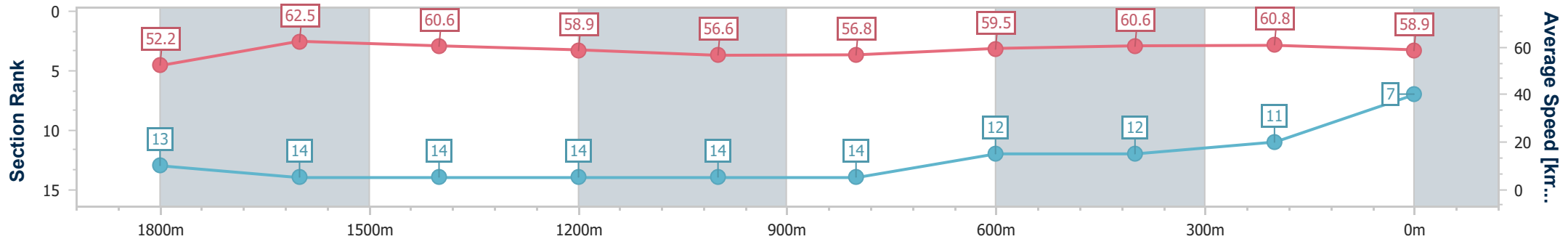
Mackay QLD Professional
Race 8: LADBROKES RACING CLUB BENCHMARK 58
Handicap - 2000m



10 August 2024 - 16:44

Track Rating: Good 4, Weather: Fine, Rail Position: True

Section	Overall	1800m	1600m	1400m	1200m	1000m	800m	600m	400m	200m
Section Times	2:03.64 [7] (0:13.82)	1:49.82 [13] (0:11.51)	1:38.31 [14] (0:11.97)	1:26.34 [14] (0:12.32)	1:14.02 [14] (0:12.80)	1:01.22 [14] (0:12.73)	0:48.49 [14] (0:12.20)	0:36.29 [12] (0:12.15)	0:24.14 [12] (0:11.89)	0:12.25 [11] (0:12.25)
Average Speed [km/h]	52.2	62.5	60.6	58.9	56.6	56.8	59.5	60.6	60.8	58.9
Top Speed [km/h]	60.6	63.0	62.8	61.0	57.0	59.2	60.0	61.6	62.0	60.5
Avg. Dist. to Rail [m]	6.9	1.2	1.1	1.6	2.5	1.9	2.2	2.9	3.9	6.9
Avg. Stride Freq. [Hz]	2.1	2.3	2.2	2.2	2.1	2.1	2.2	2.2	2.2	2.2
Avg. Stride Length [m]	6.9	7.7	7.6	7.5	7.4	7.5	7.7	7.6	7.6	7.6



- [] Ranking at each section and finish
- .-.- No data available at this section
- NA No data available



Horse/Jockey Name	Lets Torque A Deel
Final Rank	8
Fastest Section Time (Section)	0:11.38 (1800m)
Top Speed [km/h] (Section)	63.8 (1800m)
Race State	Finished



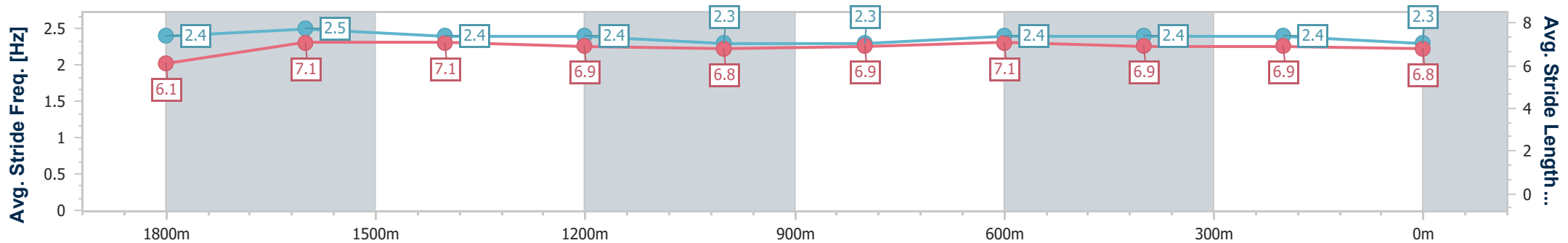
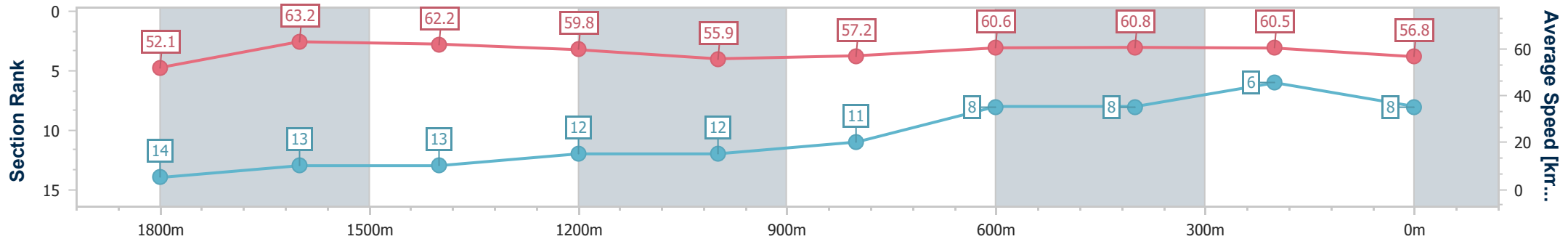
Mackay QLD Professional
Race 8: LADBROKES RACING CLUB BENCHMARK 58
Handicap - 2000m



10 August 2024 - 16:44

Track Rating: Good 4, Weather: Fine, Rail Position: True

Section	Overall	1800m	1600m	1400m	1200m	1000m	800m	600m	400m	200m
Section Times	2:03.78 [8] (0:13.83)	1:49.95 [14] (0:11.38)	1:38.57 [13] (0:11.76)	1:26.81 [13] (0:12.26)	1:14.55 [12] (0:12.87)	1:01.68 [12] (0:12.64)	0:49.04 [11] (0:11.94)	0:37.10 [8] (0:12.28)	0:24.82 [8] (0:12.14)	0:12.68 [6] (0:12.68)
Average Speed [km/h]	52.1	63.2	62.2	59.8	55.9	57.2	60.6	60.8	60.5	56.8
Top Speed [km/h]	61.2	63.8	63.0	62.5	57.0	58.4	63.0	62.5	61.2	59.8
Avg. Dist. to Rail [m]	9.3	3.2	2.8	2.4	1.7	1.9	2.1	4.8	8.3	10.0
Avg. Stride Freq. [Hz]	2.4	2.5	2.4	2.4	2.3	2.3	2.4	2.4	2.4	2.3
Avg. Stride Length [m]	6.1	7.1	7.1	6.9	6.8	6.9	7.1	6.9	6.9	6.8



- [] Ranking at each section and finish
- .-.- No data available at this section
- NA No data available



Horse/Jockey Name	Struck Twice
Final Rank	9
Fastest Section Time (Section)	0:10.62 (1800m)
Top Speed [km/h] (Section)	68.7 (1800m)
Race State	Finished



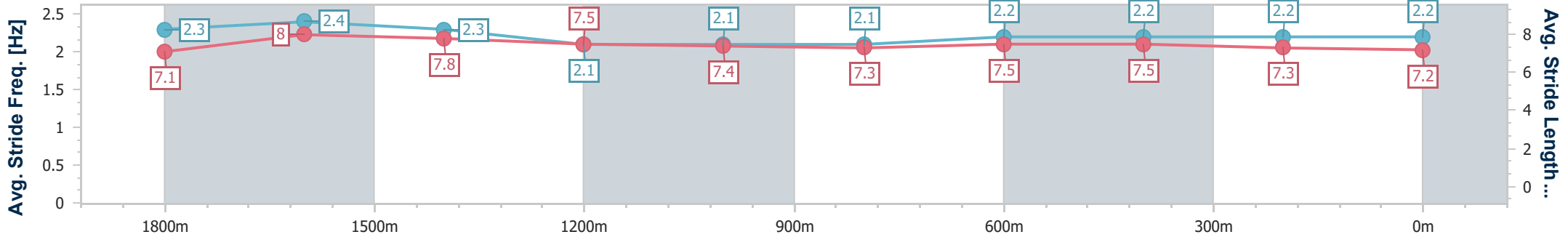
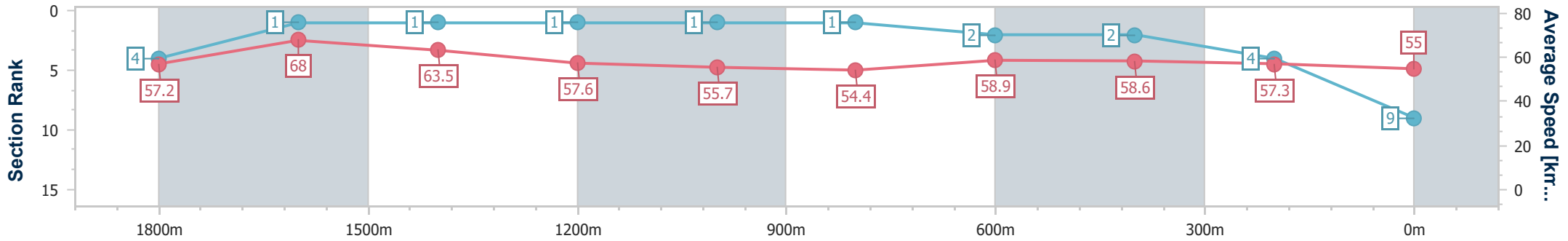
Mackay QLD Professional
Race 8: LADBROKES RACING CLUB BENCHMARK 58
Handicap - 2000m



10 August 2024 - 16:44

Track Rating: Good 4, Weather: Fine, Rail Position: True

Section	Overall	1800m	1600m	1400m	1200m	1000m	800m	600m	400m	200m
Section Times	2:03.83 [9] (0:12.57)	1:51.26 [4] (0:10.62)	1:40.64 [1] (0:11.54)	1:29.10 [1] (0:12.57)	1:16.53 [1] (0:12.97)	1:03.56 [1] (0:13.30)	0:50.26 [1] (0:12.25)	0:38.01 [2] (0:12.33)	0:25.68 [2] (0:12.58)	0:13.10 [4] (0:13.10)
Average Speed [km/h]	57.2	68.0	63.5	57.6	55.7	54.4	58.9	58.6	57.3	55.0
Top Speed [km/h]	66.9	68.7	68.3	59.7	56.7	55.4	61.2	60.4	58.3	57.9
Avg. Dist. to Rail [m]	6.7	6.1	2.9	1.5	1.6	1.2	0.8	0.4	2.3	2.1
Avg. Stride Freq. [Hz]	2.3	2.4	2.3	2.1	2.1	2.1	2.2	2.2	2.2	2.2
Avg. Stride Length [m]	7.1	8.0	7.8	7.5	7.4	7.3	7.5	7.5	7.3	7.2



- [] Ranking at each section and finish
- .-.- No data available at this section
- NA No data available



Horse/Jockey Name	Volarchi
Final Rank	10
Fastest Section Time (Section)	0:11.31 (1800m)
Top Speed [km/h] (Section)	64.4 (1800m)
Race State	Finished



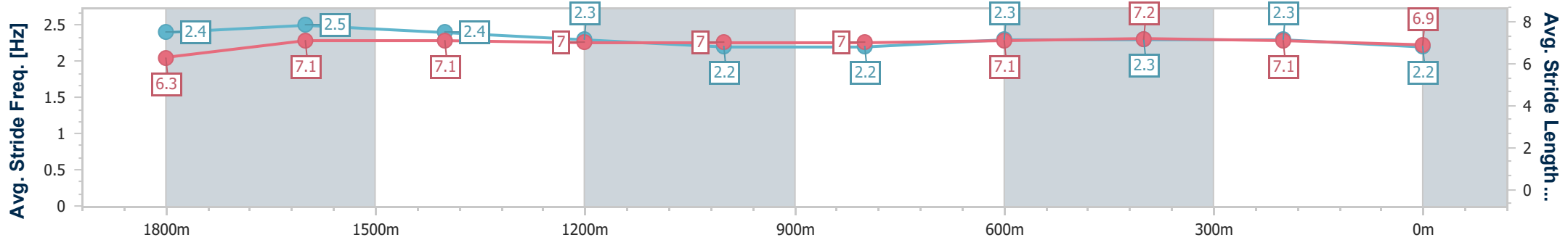
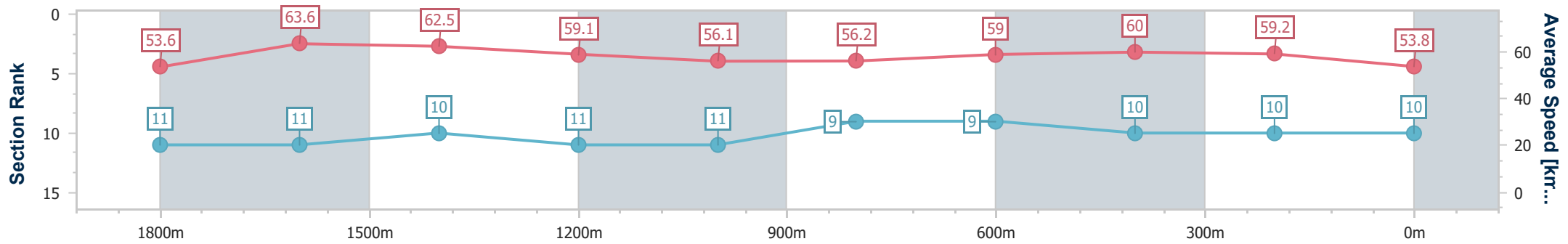
Mackay QLD Professional
Race 8: LADBROKES RACING CLUB BENCHMARK 58
Handicap - 2000m



10 August 2024 - 16:44

Track Rating: Good 4, Weather: Fine, Rail Position: True

Section	Overall	1800m	1600m	1400m	1200m	1000m	800m	600m	400m	200m
Section Times	2:04.76 [10] (0:13.43)	1:51.33 [11] (0:11.31)	1:40.02 [11] (0:11.69)	1:28.33 [10] (0:12.33)	1:16.00 [11] (0:12.94)	1:03.06 [11] (0:12.87)	0:50.19 [9] (0:12.29)	0:37.90 [9] (0:12.20)	0:25.70 [10] (0:12.28)	0:13.42 [10] (0:13.42)
Average Speed [km/h]	53.6	63.6	62.5	59.1	56.1	56.2	59.0	60.0	59.2	53.8
Top Speed [km/h]	63.1	64.4	63.2	62.2	57.0	57.5	60.3	60.7	60.3	58.7
Avg. Dist. to Rail [m]	5.7	2.5	2.1	2.5	2.6	2.2	2.5	2.3	5.5	9.0
Avg. Stride Freq. [Hz]	2.4	2.5	2.4	2.3	2.2	2.2	2.3	2.3	2.3	2.2
Avg. Stride Length [m]	6.3	7.1	7.1	7.0	7.0	7.0	7.1	7.2	7.1	6.9



- [] Ranking at each section and finish
- .-.- No data available at this section
- NA No data available



Horse/Jockey Name	Brand New
Final Rank	11
Fastest Section Time (Section)	0:10.75 (1800m)
Top Speed [km/h] (Section)	68.2 (1800m)
Race State	Finished



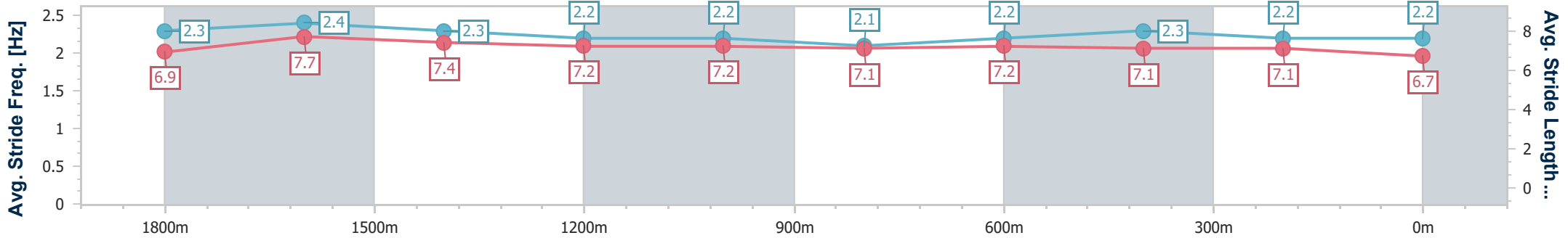
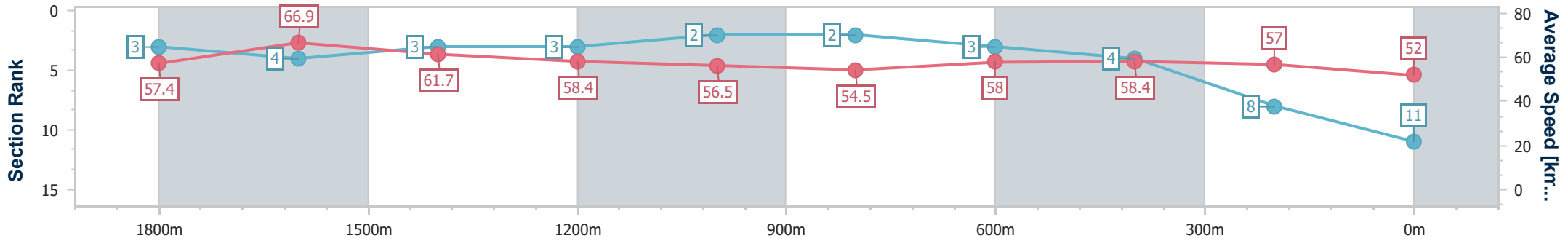
Mackay QLD Professional
Race 8: LADBROKES RACING CLUB BENCHMARK 58
Handicap - 2000m



10 August 2024 - 16:44

Track Rating: Good 4, Weather: Fine, Rail Position: True

Section	Overall	1800m	1600m	1400m	1200m	1000m	800m	600m	400m	200m
Section Times	2:05.01 [11] (0:12.55)	1:52.46 [3] (0:10.75)	1:41.71 [4] (0:11.78)	1:29.93 [3] (0:12.43)	1:17.50 [3] (0:12.85)	1:04.65 [2] (0:13.23)	0:51.42 [2] (0:12.46)	0:38.96 [3] (0:12.45)	0:26.51 [4] (0:12.66)	0:13.85 [8] (0:13.85)
Average Speed [km/h]	57.4	66.9	61.7	58.4	56.5	54.5	58.0	58.4	57.0	52.0
Top Speed [km/h]	67.6	68.2	65.2	60.2	57.9	55.9	59.9	59.0	57.5	56.4
Avg. Dist. to Rail [m]	3.8	2.3	1.3	1.9	2.3	1.9	1.5	0.9	3.0	4.0
Avg. Stride Freq. [Hz]	2.3	2.4	2.3	2.2	2.2	2.1	2.2	2.3	2.2	2.2
Avg. Stride Length [m]	6.9	7.7	7.4	7.2	7.2	7.1	7.2	7.1	7.1	6.7



- [] Ranking at each section and finish
- .-.-.- No data available at this section
- NA No data available



Horse/Jockey Name	Gold Witness
Final Rank	12
Fastest Section Time (Section)	0:10.96 (1800m)
Top Speed [km/h] (Section)	66.7 (1800m)
Race State	Finished



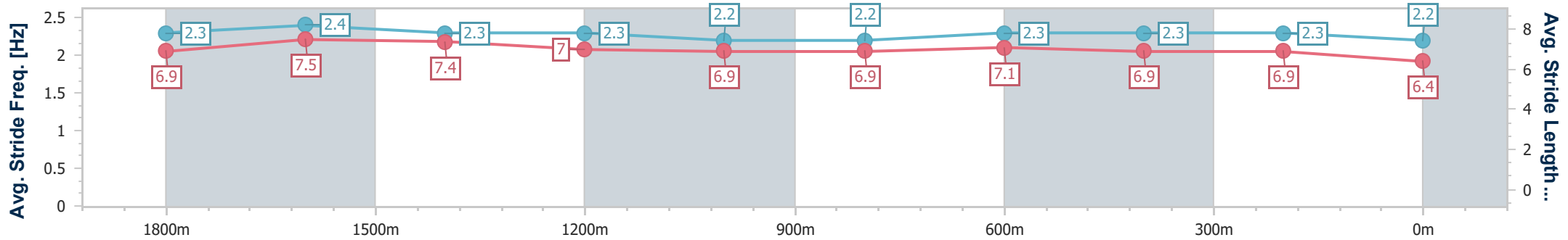
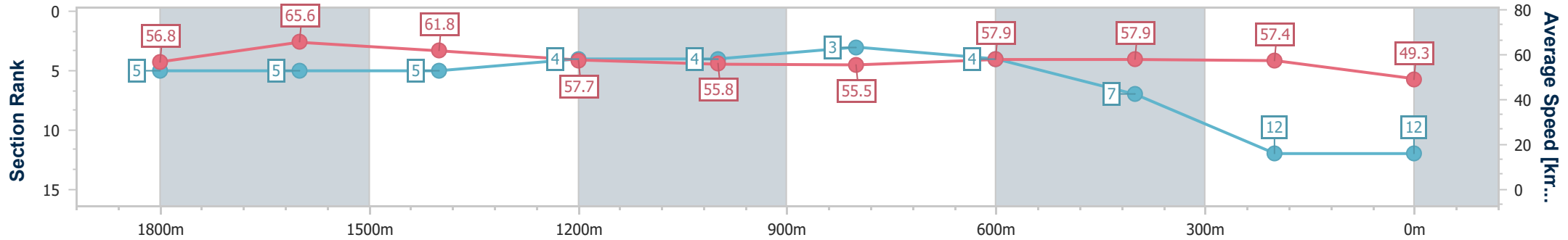
Mackay QLD Professional
Race 8: LADBROKES RACING CLUB BENCHMARK 58
Handicap - 2000m



10 August 2024 - 16:44

Track Rating: Good 4, Weather: Fine, Rail Position: True

Section	Overall	1800m	1600m	1400m	1200m	1000m	800m	600m	400m	200m
Section Times	2:06.06 [12] (0:12.68)	1:53.38 [5] (0:10.96)	1:42.42 [5] (0:11.69)	1:30.73 [5] (0:12.47)	1:18.26 [4] (0:12.95)	1:05.31 [4] (0:13.03)	0:52.28 [3] (0:12.45)	0:39.83 [4] (0:12.60)	0:27.23 [7] (0:12.59)	0:14.64 [12] (0:14.64)
Average Speed [km/h]	56.8	65.6	61.8	57.7	55.8	55.5	57.9	57.9	57.4	49.3
Top Speed [km/h]	66.3	66.7	64.9	60.1	56.7	56.1	60.1	59.5	58.2	57.7
Avg. Dist. to Rail [m]	2.1	1.2	0.3	0.4	0.5	1.3	1.2	1.8	2.9	4.6
Avg. Stride Freq. [Hz]	2.3	2.4	2.3	2.3	2.2	2.2	2.3	2.3	2.3	2.2
Avg. Stride Length [m]	6.9	7.5	7.4	7.0	6.9	6.9	7.1	6.9	6.9	6.4



- [] Ranking at each section and finish
- .-.- No data available at this section
- NA No data available



Horse/Jockey Name	I Say Boom
Final Rank	13
Fastest Section Time (Section)	0:11.30 (1800m)
Top Speed [km/h] (Section)	64.3 (1800m)
Race State	Finished



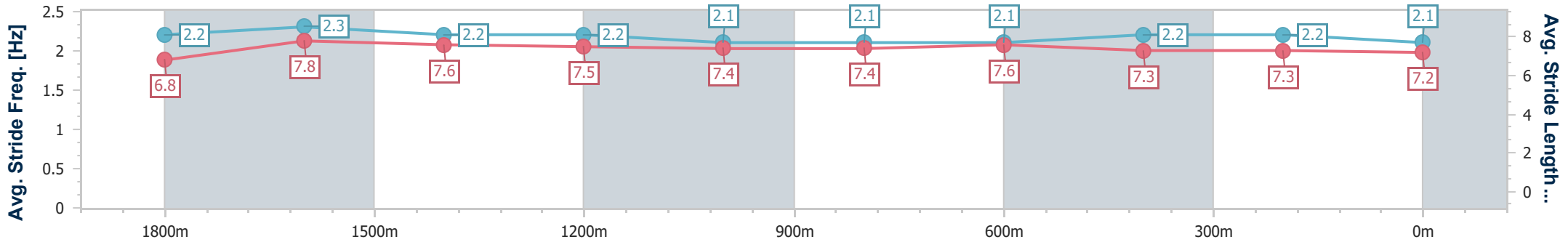
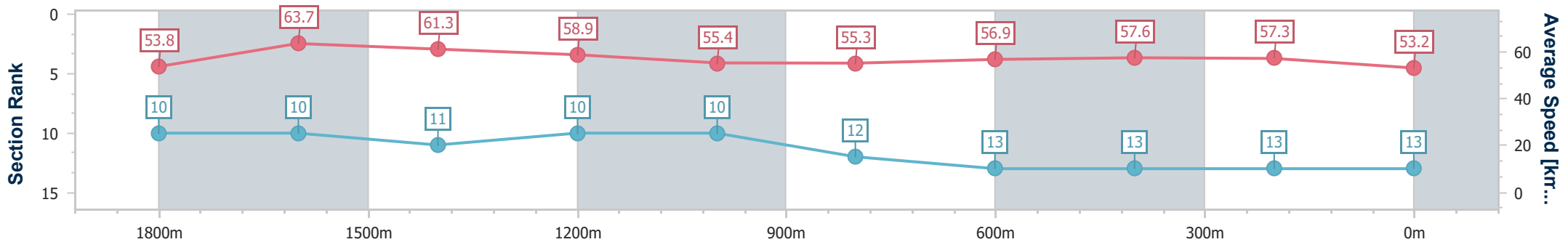
Mackay QLD Professional
Race 8: LADBROKES RACING CLUB BENCHMARK 58
Handicap - 2000m



10 August 2024 - 16:44

Track Rating: Good 4, Weather: Fine, Rail Position: True

Section	Overall	1800m	1600m	1400m	1200m	1000m	800m	600m	400m	200m
Section Times	2:06.14 [13] (0:13.39)	1:52.75 [10] (0:11.30)	1:41.45 [10] (0:11.75)	1:29.70 [11] (0:12.22)	1:17.48 [10] (0:13.02)	1:04.46 [10] (0:13.09)	0:51.37 [12] (0:12.65)	0:38.72 [13] (0:12.58)	0:26.14 [13] (0:12.61)	0:13.53 [13] (0:13.53)
Average Speed [km/h]	53.8	63.7	61.3	58.9	55.4	55.3	56.9	57.6	57.3	53.2
Top Speed [km/h]	63.1	64.3	63.4	61.7	56.8	57.1	58.6	58.7	58.1	56.7
Avg. Dist. to Rail [m]	7.0	2.3	0.3	0.9	1.6	1.2	0.8	0.6	3.5	4.3
Avg. Stride Freq. [Hz]	2.2	2.3	2.2	2.2	2.1	2.1	2.1	2.2	2.2	2.1
Avg. Stride Length [m]	6.8	7.8	7.6	7.5	7.4	7.4	7.6	7.3	7.3	7.2



- [] Ranking at each section and finish
- .-.- No data available at this section
- NA No data available



Horse/Jockey Name	Roznamla
Final Rank	14
Fastest Section Time (Section)	0:11.39 (1800m)
Top Speed [km/h] (Section)	63.6 (1800m)
Race State	Finished

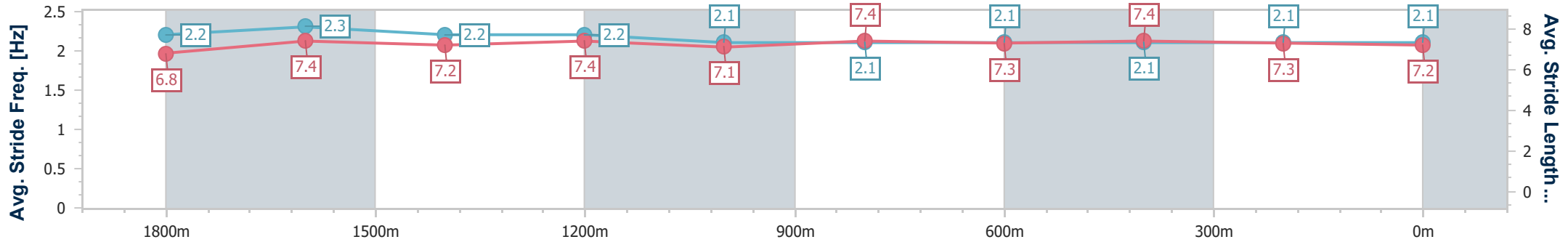
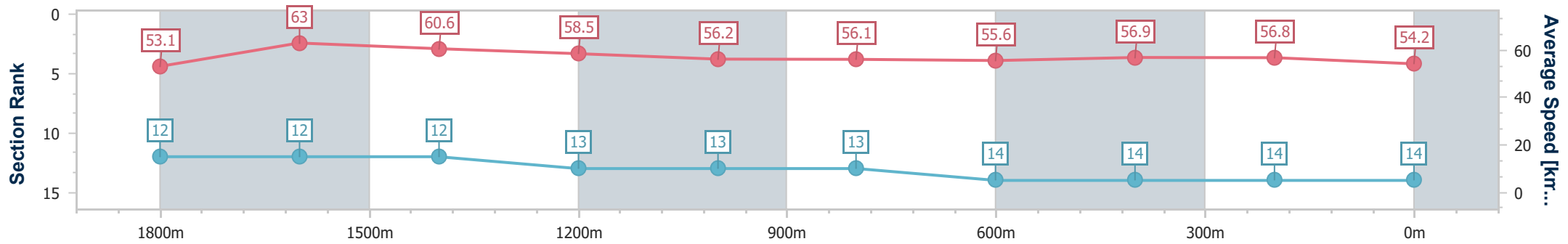


Mackay QLD Professional
 Race 8: LADBROKES RACING CLUB BENCHMARK 58
 Handicap - 2000m
 10 August 2024 - 16:44



Track Rating: Good 4, Weather: Fine, Rail Position: True

Section	Overall	1800m	1600m	1400m	1200m	1000m	800m	600m	400m	200m
Section Times	2:06.60 [14] (0:13.58)	1:53.02 [12] (0:11.39)	1:41.63 [12] (0:11.97)	1:29.66 [12] (0:12.39)	1:17.27 [13] (0:12.80)	1:04.47 [13] (0:12.93)	0:51.54 [13] (0:13.00)	0:38.54 [14] (0:12.63)	0:25.91 [14] (0:12.63)	0:13.28 [14] (0:13.28)
Average Speed [km/h]	53.1	63.0	60.6	58.5	56.2	56.1	55.6	56.9	56.8	54.2
Top Speed [km/h]	63.1	63.6	62.6	60.9	57.3	57.6	56.6	57.8	57.6	56.7
Avg. Dist. to Rail [m]	4.0	1.1	0.9	0.8	1.5	2.0	1.8	0.6	0.4	0.6
Avg. Stride Freq. [Hz]	2.2	2.3	2.2	2.2	2.1	2.1	2.1	2.1	2.1	2.1
Avg. Stride Length [m]	6.8	7.4	7.2	7.4	7.1	7.4	7.3	7.4	7.3	7.2



- [] Ranking at each section and finish
- .-.- No data available at this section
- NA No data available