



Mackay QLD Professional

Race 6: JETSON SALVAGE & SCRAP METAL BENCHMARK 70 Handicap - 1200m

10 August 2024 - 15:24



MACKAY TURF CLUB
Ooralea Racecourse

Track Rating: Good 4, Weather: Fine, Rail Position: True

Section		Overall	1000m	800m	600m	400m	200m	Last 600m					
Field Times		1:09.53 (0:12.61)	0:56.92 (0:10.73)	0:46.19 (0:11.10)	0:35.09 (0:11.59)	0:23.50 (0:11.59)	0:11.91 (0:11.91)	0:35.09					
Rank	TAB Horse/Jockey	Barrier	Top Speed [km/h]	Fastest Section								Margin	Distance Travelled [m]
1	8 MEDIA EMPIRE Warwick Satherley	6	67.5 1000m	0:10.84 1000m	1:09.53 [1] (0:13.03)	0:56.50 [7] (0:10.84)	0:45.66 [7] (0:11.18)	0:34.48 [9] (0:11.42)	0:23.06 [6] (0:11.48)	0:11.58 [6] (0:11.58)	1:09.53	0:34.48	
2	4 MAGIC IN ME Justin Stanley	7	68.2 Overall	0:10.87 1000m	1:09.67 [2] (0:12.63)	0:57.04 [2] (0:10.87)	0:46.17 [2] (0:11.20)	0:34.97 [3] (0:11.46)	0:23.51 [2] (0:11.63)	0:11.88 [3] (0:11.88)	0.83L	0:34.97	-5
3	7 CHICKERARTIE Micheal Hellyer	1	67.8 1000m	0:10.91 1000m	1:09.70 [3] (0:12.78)	0:56.92 [3] (0:10.91)	0:46.01 [4] (0:11.20)	0:34.81 [5] (0:11.51)	0:23.30 [5] (0:11.36)	0:11.94 [2] (0:11.94)	1L	0:34.81	-6
4	13 PRETTY SLICK Ryan Wiggins	14	67.8 1000m	0:10.94 1000m	1:09.92 [4] (0:12.88)	0:57.04 [5] (0:10.94)	0:46.10 [6] (0:11.04)	0:35.06 [4] (0:11.52)	0:23.54 [4] (0:11.47)	0:12.07 [4] (0:12.07)	2.28L	0:35.06	+4
5	10 AIN'T SHE LOVELY Anthony Allen	15	69.2 1000m	0:10.73 1000m	1:09.96 [5] (0:12.61)	0:57.35 [1] (0:10.73)	0:46.62 [1] (0:11.10)	0:35.52 [1] (0:11.59)	0:23.93 [1] (0:11.59)	0:12.34 [1] (0:12.34)	2.53L	0:35.52	-2
6	3 BRINGYATICKET Ashley Butler	5	67.2 Overall	0:10.78 1000m	1:09.98 [6] (0:13.25)	0:56.73 [9] (0:10.78)	0:45.95 [8] (0:11.00)	0:34.95 [7] (0:11.51)	0:23.44 [8] (0:11.36)	0:12.08 [5] (0:12.08)	2.68L	0:34.95	-5
7	6 DOLLSON Zac Sprie	2	68.7 1000m	0:10.82 1000m	1:10.12 [7] (0:12.97)	0:57.15 [6] (0:10.82)	0:46.33 [5] (0:11.15)	0:35.18 [6] (0:11.55)	0:23.63 [7] (0:11.67)	0:11.96 [9] (0:11.96)	3.5L	0:35.18	-3
8	16 DEEL WITH ME Georgina Cartwright	8	66.5 1000m	0:10.96 1000m	1:10.17 [8] (0:13.30)	0:56.87 [10] (0:10.96)	0:45.91 [10] (0:11.09)	0:34.82 [10] (0:11.46)	0:23.36 [11] (0:11.50)	0:11.86 [11] (0:11.86)	3.79L	0:34.82	+0
9	9 PREPOTENT Scott Sheargold	10	67.3 1000m	0:10.93 1000m	1:10.44 [9] (0:13.52)	0:56.92 [11] (0:10.93)	0:45.99 [11] (0:11.10)	0:34.89 [11] (0:11.25)	0:23.64 [10] (0:11.35)	0:12.29 [8] (0:12.29)	5.35L	0:34.89	-7
10	17 SACCA Samantha Collett	12	68.2 800m	0:10.88 1000m	1:10.92 [10] (0:13.18)	0:57.74 [8] (0:10.88)	0:46.86 [9] (0:10.98)	0:35.88 [8] (0:11.57)	0:24.31 [9] (0:11.69)	0:12.62 [10] (0:12.62)	8.17L	0:35.88	+6

Scratched: Flying Shamus (#18), Kahaylaan (#19), Bayerische (#11), Single Honor (#12), Beauty Boom (#2), Tempo (#14)

[] Ranking at each section and finish
 -:-:- No data available at this section
 NA No data available

SCN Saddle cloth number
 DNF Did not finish
 DNT Did not track



Mackay QLD Professional

Race 6: JETSON SALVAGE & SCRAP METAL BENCHMARK 70 Handicap - 1200m

10 August 2024 - 15:24



MACKAY TURF CLUB
Ooralea Racecourse

Track Rating: Good 4, Weather: Fine, Rail Position: True

Section		Overall	1000m	800m	600m	400m	200m	Last 600m					
Field Times		1:09.53 (0:12.61)	0:56.92 (0:10.73)	0:46.19 (0:11.10)	0:35.09 (0:11.59)	0:23.50 (0:11.59)	0:11.91 (0:11.91)	0:35.09					
Rank	TAB Horse/Jockey	Barrier	Top Speed [km/h]	Fastest Section								Margin	Distance Travelled [m]
11	5 THATFEELSBETTER Justin Huxtable	9	67.7 800m	0:10.88 1000m	1:11.12 [11] (0:13.82)	0:57.30 [13] (0:10.88)	0:46.42 [13] (0:10.89)	0:35.53 [12] (0:11.40)	0:24.13 [12] (0:11.51)	0:12.62 [12] (0:12.62)	9.35L	0:35.53	+5
12	15 BROMES Chelsea Jokic	19	67.7 1000m	0:10.92 1000m	1:11.40 [12] (0:13.55)	0:57.85 [12] (0:10.92)	0:46.93 [12] (0:11.12)	0:35.81 [13] (0:11.52)	0:24.29 [13] (0:11.64)	0:12.65 [13] (0:12.65)	10.98L	0:35.81	+1
13	1 INVINCIBLE JET Michael Murphy	3	67.9 1000m	0:10.75 1000m	1:11.42 [13] (0:12.81)	0:58.61 [4] (0:10.75)	0:47.86 [3] (0:11.06)	0:36.80 [2] (0:11.61)	0:25.19 [3] (0:11.91)	0:13.28 [7] (0:13.28)	11.12L	0:36.80	-3

Scratched: Flying Shamus (#18), Kahaylaan (#19), Bayerische (#11), Single Honor (#12), Beauty Boom (#2), Tempo (#14)

[] Ranking at each section and finish
 -:-:- No data available at this section
 NA No data available

SCN Saddle cloth number
 DNF Did not finish
 DNT Did not track



Horse/Jockey Name	Media Empire
Final Rank	1
Fastest Section Time (Section)	0:10.84 (1000m)
Top Speed [km/h] (Section)	67.5 (1000m)
Race State	Finished

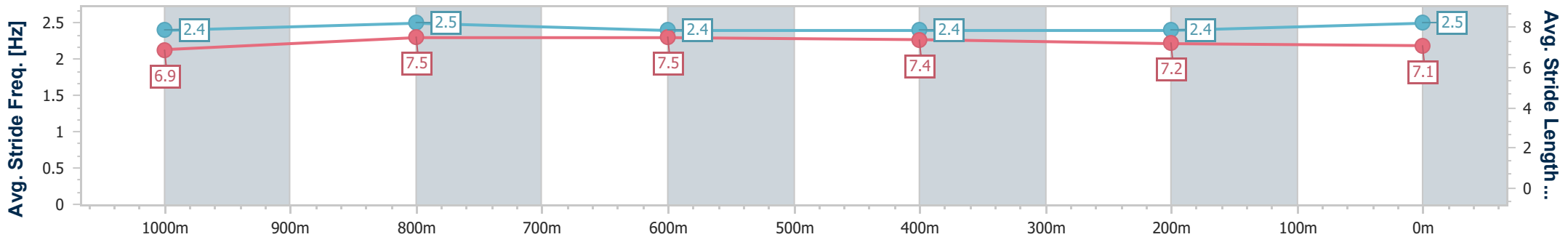
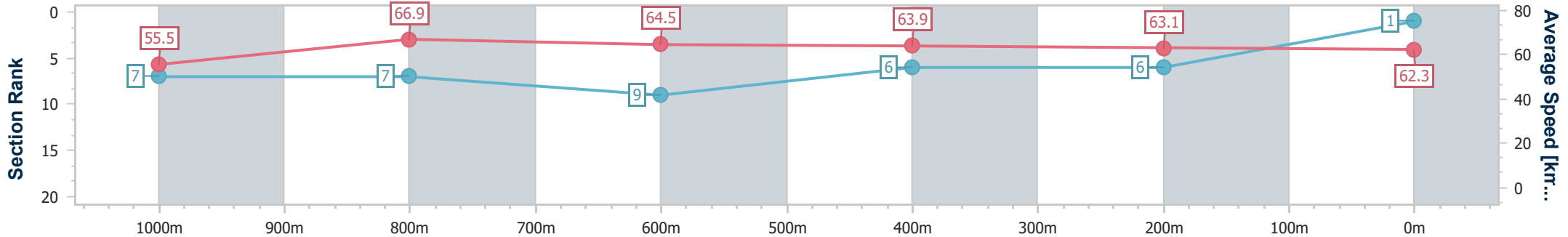


Mackay QLD Professional
 Race 6: JETSON SALVAGE & SCRAP METAL BENCHMARK 70
 Handicap - 1200m
 10 August 2024 - 15:24



Track Rating: Good 4, Weather: Fine, Rail Position: True

Section	Overall	1000m	800m	600m	400m	200m
Section Times	1:09.53 [1] (0:13.03)	0:56.50 [7] (0:10.84)	0:45.66 [7] (0:11.18)	0:34.48 [9] (0:11.42)	0:23.06 [6] (0:11.48)	0:11.58 [6] (0:11.58)
Average Speed [km/h]	55.5	66.9	64.5	63.9	63.1	62.3
Top Speed [km/h]	67.0	67.5	65.7	64.1	63.8	63.8
Avg. Dist. to Rail [m]	4.1	1.9	1.8	1.5	5.2	6.1
Avg. Stride Freq. [Hz]	2.4	2.5	2.4	2.4	2.4	2.5
Avg. Stride Length [m]	6.9	7.5	7.5	7.4	7.2	7.1



- [] Ranking at each section and finish
- .-.- No data available at this section
- NA No data available



Horse/Jockey Name	Magic In Me
Final Rank	2
Fastest Section Time (Section)	0:10.87 (1000m)
Top Speed [km/h] (Section)	68.2 (Overall)
Race State	Finished



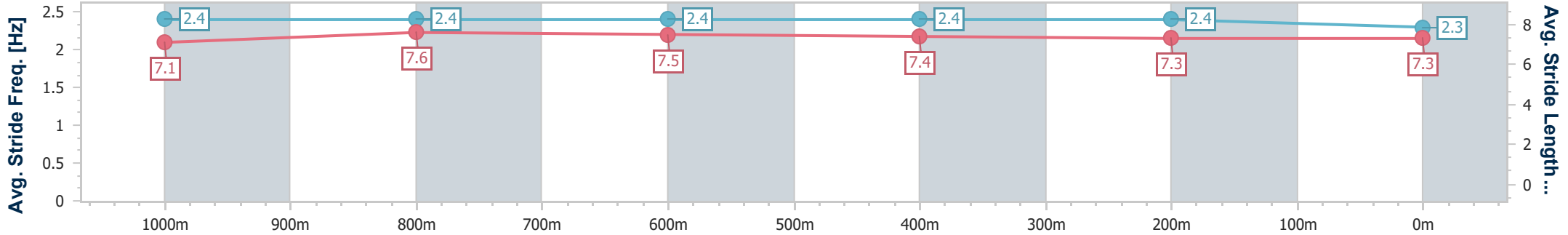
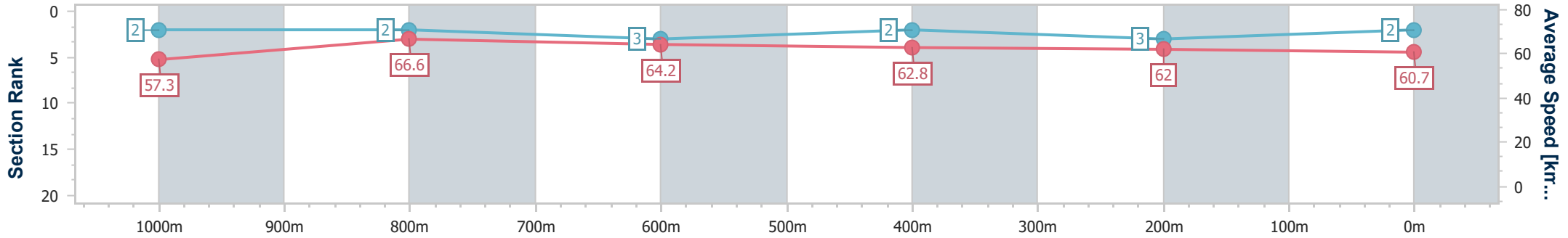
Mackay QLD Professional
Race 6: JETSON SALVAGE & SCRAP METAL BENCHMARK 70
Handicap - 1200m



10 August 2024 - 15:24

Track Rating: Good 4, Weather: Fine, Rail Position: True

Section	Overall	1000m	800m	600m	400m	200m
Section Times	1:09.67 [2] (0:12.63)	0:57.04 [2] (0:10.87)	0:46.17 [2] (0:11.20)	0:34.97 [3] (0:11.46)	0:23.51 [2] (0:11.63)	0:11.88 [3] (0:11.88)
Average Speed [km/h]	57.3	66.6	64.2	62.8	62.0	60.7
Top Speed [km/h]	68.2	68.2	66.5	64.2	63.4	62.5
Avg. Dist. to Rail [m]	4.9	1.3	0.6	0.6	2.6	3.4
Avg. Stride Freq. [Hz]	2.4	2.4	2.4	2.4	2.4	2.3
Avg. Stride Length [m]	7.1	7.6	7.5	7.4	7.3	7.3



- [] Ranking at each section and finish
- .-.- No data available at this section
- NA No data available



Horse/Jockey Name	Chickerartie
Final Rank	3
Fastest Section Time (Section)	0:10.91 (1000m)
Top Speed [km/h] (Section)	67.8 (1000m)
Race State	Finished



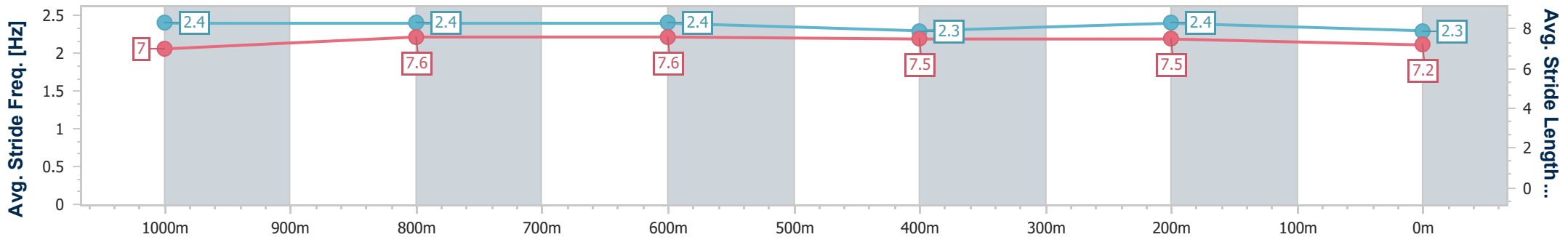
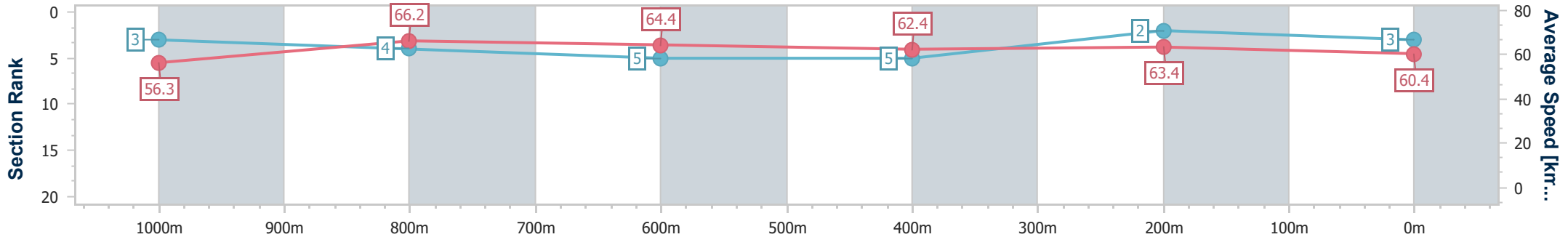
Mackay QLD Professional
Race 6: JETSON SALVAGE & SCRAP METAL BENCHMARK 70
Handicap - 1200m



10 August 2024 - 15:24

Track Rating: Good 4, Weather: Fine, Rail Position: True

Section	Overall	1000m	800m	600m	400m	200m
Section Times	1:09.70 [3] (0:12.78)	0:56.92 [3] (0:10.91)	0:46.01 [4] (0:11.20)	0:34.81 [5] (0:11.51)	0:23.30 [5] (0:11.36)	0:11.94 [2] (0:11.94)
Average Speed [km/h]	56.3	66.2	64.4	62.4	63.4	60.4
Top Speed [km/h]	67.2	67.8	66.0	63.8	64.0	63.7
Avg. Dist. to Rail [m]	1.1	0.2	0.9	0.2	2.3	4.2
Avg. Stride Freq. [Hz]	2.4	2.4	2.4	2.3	2.4	2.3
Avg. Stride Length [m]	7.0	7.6	7.6	7.5	7.5	7.2



- [] Ranking at each section and finish
- .-.- No data available at this section
- NA No data available



Horse/Jockey Name	Pretty Slick
Final Rank	4
Fastest Section Time (Section)	0:10.94 (1000m)
Top Speed [km/h] (Section)	67.8 (1000m)
Race State	Finished

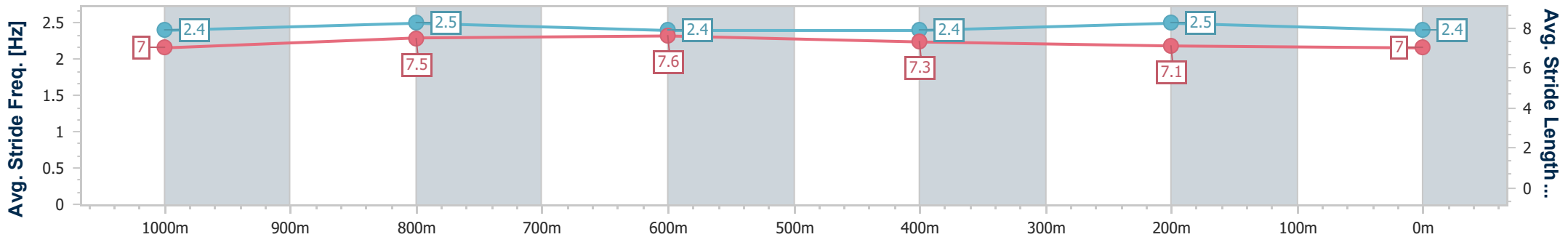
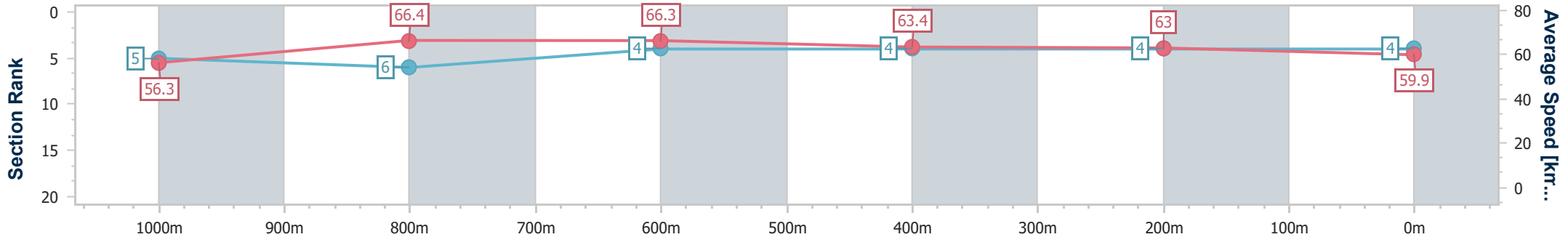


Mackay QLD Professional
 Race 6: JETSON SALVAGE & SCRAP METAL BENCHMARK 70
 Handicap - 1200m
 10 August 2024 - 15:24



Track Rating: Good 4, Weather: Fine, Rail Position: True

Section	Overall	1000m	800m	600m	400m	200m
Section Times	1:09.92 [4] (0:12.88)	0:57.04 [5] (0:10.94)	0:46.10 [6] (0:11.04)	0:35.06 [4] (0:11.52)	0:23.54 [4] (0:11.47)	0:12.07 [4] (0:12.07)
Average Speed [km/h]	56.3	66.4	66.3	63.4	63.0	59.9
Top Speed [km/h]	67.7	67.8	67.1	65.6	63.9	62.9
Avg. Dist. to Rail [m]	6.3	3.3	4.9	1.8	3.9	5.7
Avg. Stride Freq. [Hz]	2.4	2.5	2.4	2.4	2.5	2.4
Avg. Stride Length [m]	7.0	7.5	7.6	7.3	7.1	7.0



- [] Ranking at each section and finish
- .-.- No data available at this section
- NA No data available



Horse/Jockey Name	Ain't She Lovely
Final Rank	5
Fastest Section Time (Section)	0:10.73 (1000m)
Top Speed [km/h] (Section)	69.2 (1000m)
Race State	Finished



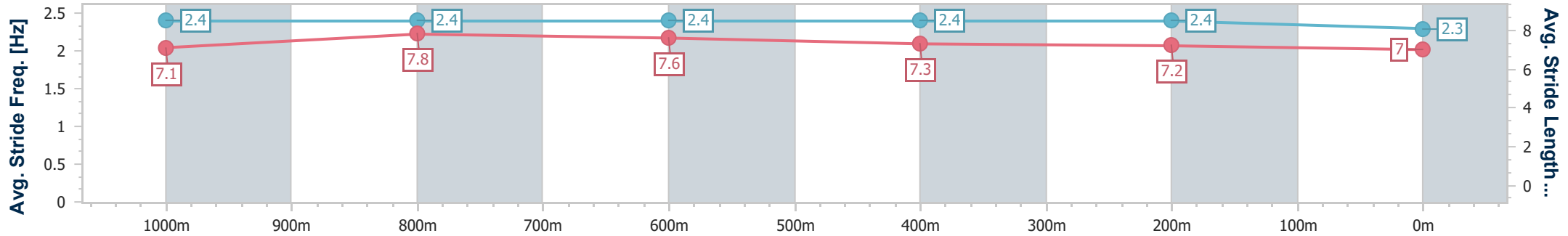
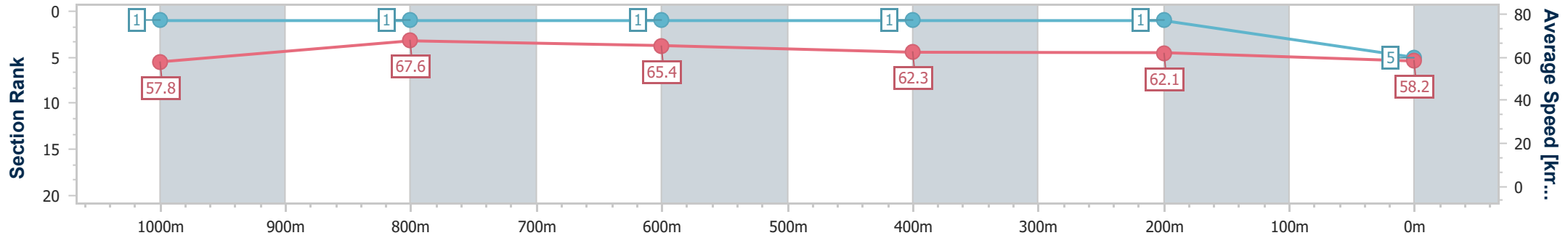
Mackay QLD Professional
Race 6: JETSON SALVAGE & SCRAP METAL BENCHMARK 70
Handicap - 1200m



10 August 2024 - 15:24

Track Rating: Good 4, Weather: Fine, Rail Position: True

Section	Overall	1000m	800m	600m	400m	200m
Section Times	1:09.96 [5] (0:12.61)	0:57.35 [1] (0:10.73)	0:46.62 [1] (0:11.10)	0:35.52 [1] (0:11.59)	0:23.93 [1] (0:11.59)	0:12.34 [1] (0:12.34)
Average Speed [km/h]	57.8	67.6	65.4	62.3	62.1	58.2
Top Speed [km/h]	68.7	69.2	66.1	63.6	62.7	60.8
Avg. Dist. to Rail [m]	7.8	2.4	2.0	0.4	1.0	2.6
Avg. Stride Freq. [Hz]	2.4	2.4	2.4	2.4	2.4	2.3
Avg. Stride Length [m]	7.1	7.8	7.6	7.3	7.2	7.0



- [] Ranking at each section and finish
- .-.- No data available at this section
- NA No data available



Horse/Jockey Name	Bringyaticket
Final Rank	6
Fastest Section Time (Section)	0:10.78 (1000m)
Top Speed [km/h] (Section)	67.2 (Overall)
Race State	Finished



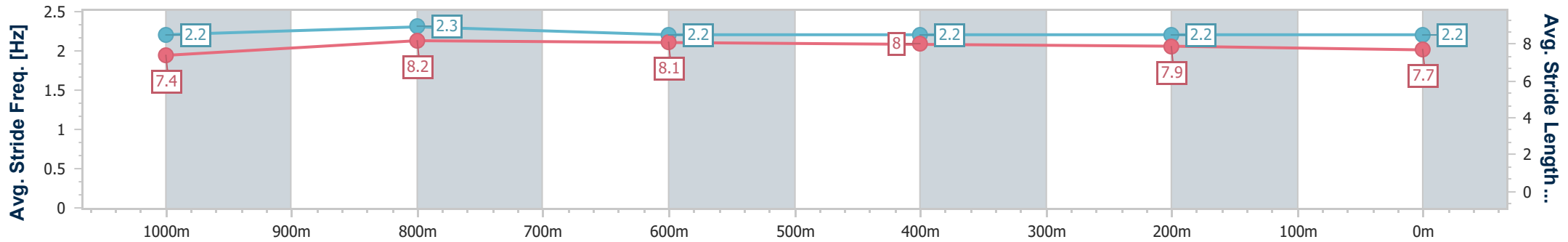
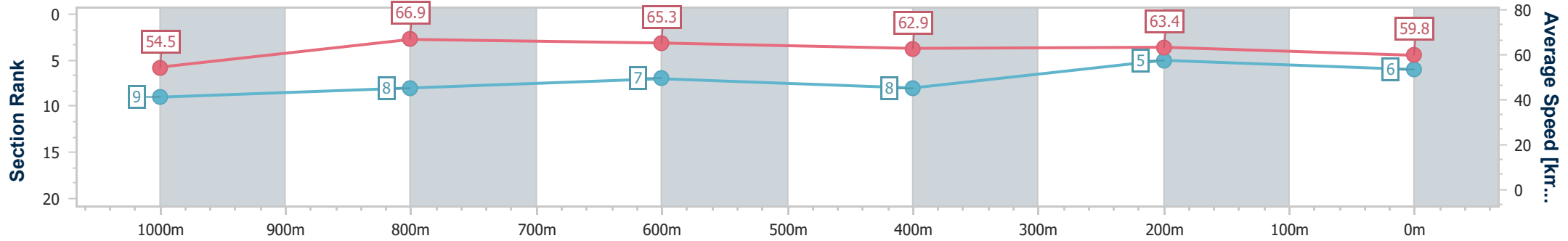
Mackay QLD Professional
Race 6: JETSON SALVAGE & SCRAP METAL BENCHMARK 70
Handicap - 1200m



10 August 2024 - 15:24

Track Rating: Good 4, Weather: Fine, Rail Position: True

Section	Overall	1000m	800m	600m	400m	200m
Section Times	1:09.98 [6] (0:13.25)	0:56.73 [9] (0:10.78)	0:45.95 [8] (0:11.00)	0:34.95 [7] (0:11.51)	0:23.44 [8] (0:11.36)	0:12.08 [5] (0:12.08)
Average Speed [km/h]	54.5	66.9	65.3	62.9	63.4	59.8
Top Speed [km/h]	67.2	67.2	66.8	63.8	63.9	63.8
Avg. Dist. to Rail [m]	2.4	0.6	0.5	0.3	1.5	2.4
Avg. Stride Freq. [Hz]	2.2	2.3	2.2	2.2	2.2	2.2
Avg. Stride Length [m]	7.4	8.2	8.1	8.0	7.9	7.7



- [] Ranking at each section and finish
- .-.- No data available at this section
- NA No data available



Horse/Jockey Name	Dollson
Final Rank	7
Fastest Section Time (Section)	0:10.82 (1000m)
Top Speed [km/h] (Section)	68.7 (1000m)
Race State	Finished



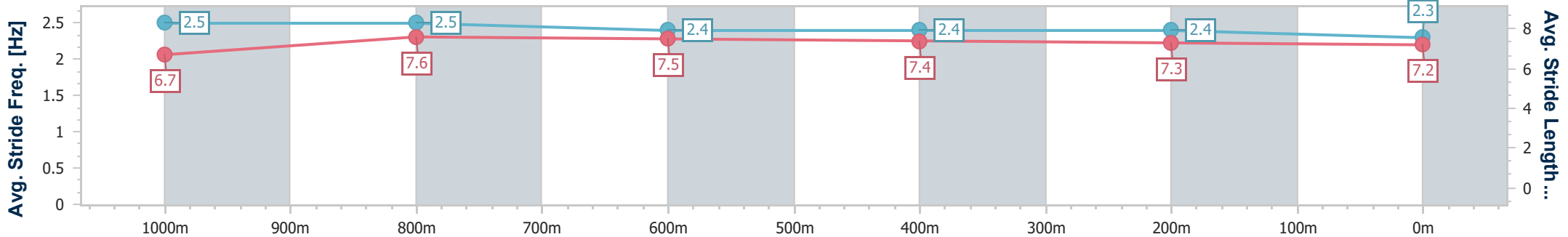
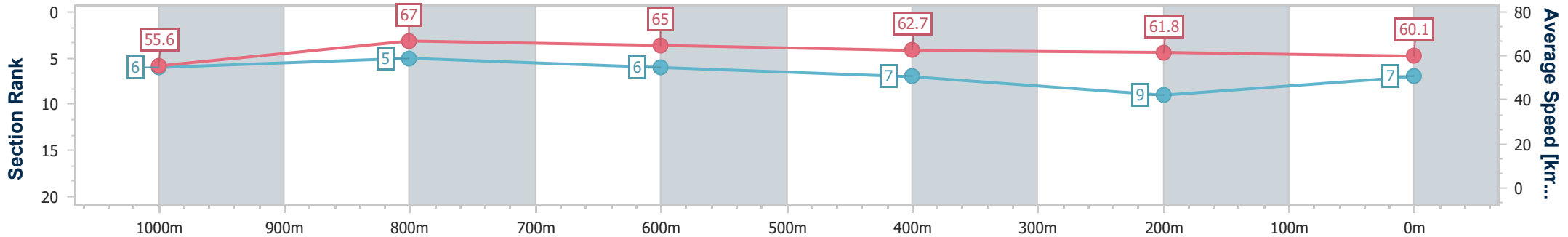
Mackay QLD Professional
Race 6: JETSON SALVAGE & SCRAP METAL BENCHMARK 70
Handicap - 1200m



10 August 2024 - 15:24

Track Rating: Good 4, Weather: Fine, Rail Position: True

Section	Overall	1000m	800m	600m	400m	200m
Section Times	1:10.12 [7] (0:12.97)	0:57.15 [6] (0:10.82)	0:46.33 [5] (0:11.15)	0:35.18 [6] (0:11.55)	0:23.63 [7] (0:11.67)	0:11.96 [9] (0:11.96)
Average Speed [km/h]	55.6	67.0	65.0	62.7	61.8	60.1
Top Speed [km/h]	67.3	68.7	67.5	64.1	62.8	61.6
Avg. Dist. to Rail [m]	1.9	1.6	2.6	0.5	2.8	5.0
Avg. Stride Freq. [Hz]	2.5	2.5	2.4	2.4	2.4	2.3
Avg. Stride Length [m]	6.7	7.6	7.5	7.4	7.3	7.2



- [] Ranking at each section and finish
- .-.- No data available at this section
- NA No data available



Horse/Jockey Name	Deel With Me
Final Rank	8
Fastest Section Time (Section)	0:10.96 (1000m)
Top Speed [km/h] (Section)	66.5 (1000m)
Race State	Finished



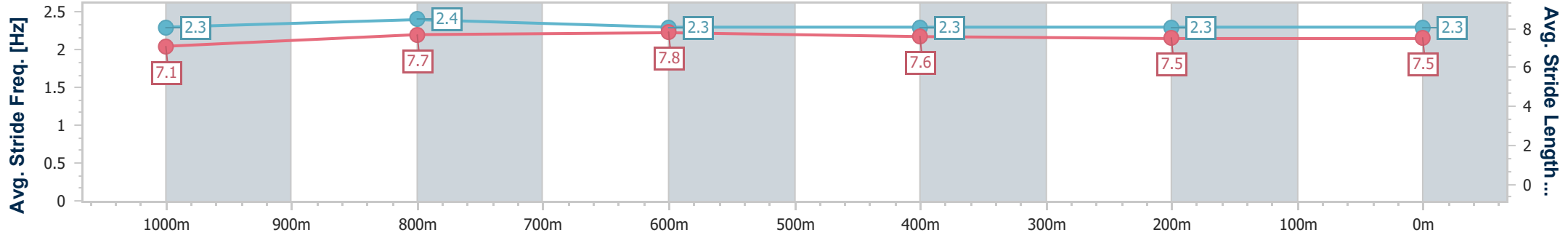
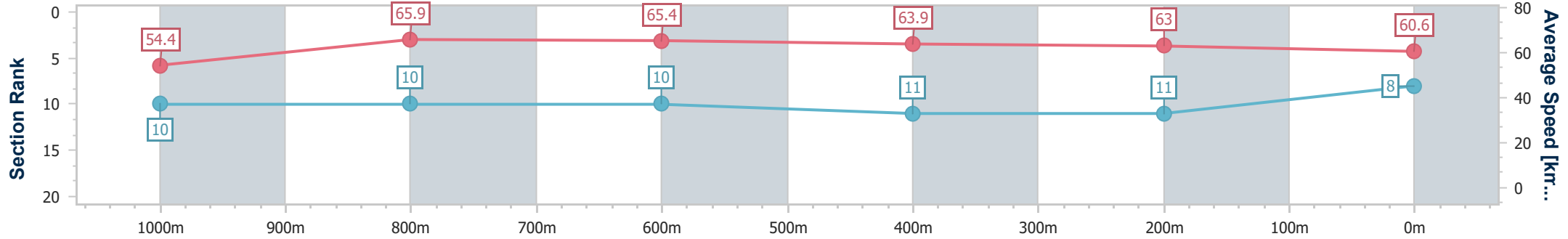
Mackay QLD Professional
Race 6: JETSON SALVAGE & SCRAP METAL BENCHMARK 70
Handicap - 1200m



10 August 2024 - 15:24

Track Rating: Good 4, Weather: Fine, Rail Position: True

Section	Overall	1000m	800m	600m	400m	200m
Section Times	1:10.17 [8] (0:13.30)	0:56.87 [10] (0:10.96)	0:45.91 [10] (0:11.09)	0:34.82 [10] (0:11.46)	0:23.36 [11] (0:11.50)	0:11.86 [11] (0:11.86)
Average Speed [km/h]	54.4	65.9	65.4	63.9	63.0	60.6
Top Speed [km/h]	65.9	66.5	66.2	64.3	63.9	62.6
Avg. Dist. to Rail [m]	4.2	1.8	2.5	1.9	4.4	6.7
Avg. Stride Freq. [Hz]	2.3	2.4	2.3	2.3	2.3	2.3
Avg. Stride Length [m]	7.1	7.7	7.8	7.6	7.5	7.5



- [] Ranking at each section and finish
- .-.- No data available at this section
- NA No data available



Horse/Jockey Name	Prepotent
Final Rank	9
Fastest Section Time (Section)	0:10.93 (1000m)
Top Speed [km/h] (Section)	67.3 (1000m)
Race State	Finished



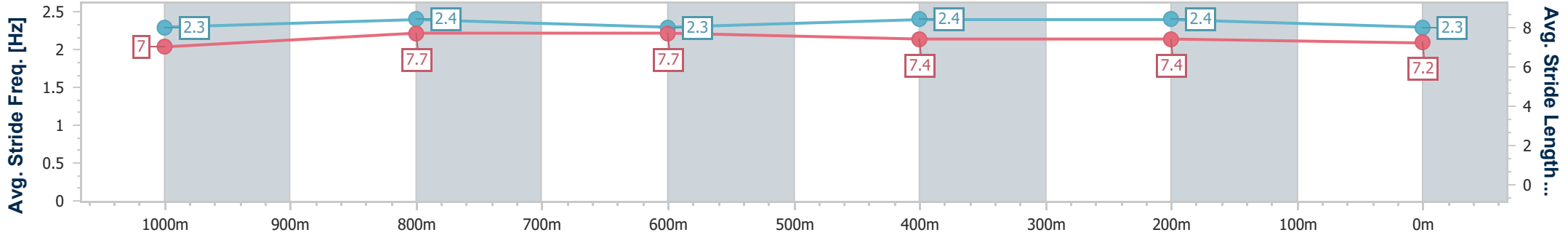
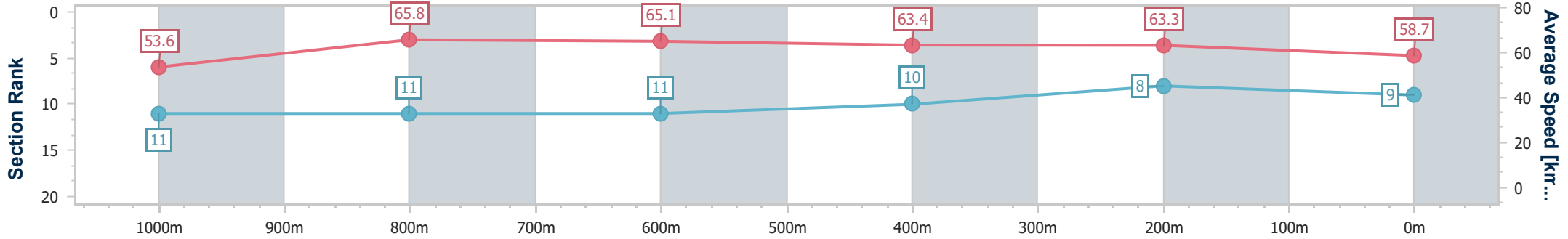
Mackay QLD Professional
Race 6: JETSON SALVAGE & SCRAP METAL BENCHMARK 70
Handicap - 1200m



10 August 2024 - 15:24

Track Rating: Good 4, Weather: Fine, Rail Position: True

Section	Overall	1000m	800m	600m	400m	200m
Section Times	1:10.44 [9] (0:13.52)	0:56.92 [11] (0:10.93)	0:45.99 [11] (0:11.10)	0:34.89 [11] (0:11.25)	0:23.64 [10] (0:11.35)	0:12.29 [8] (0:12.29)
Average Speed [km/h]	53.6	65.8	65.1	63.4	63.3	58.7
Top Speed [km/h]	65.9	67.3	65.7	64.3	65.2	64.0
Avg. Dist. to Rail [m]	4.2	0.7	0.9	1.2	0.8	1.4
Avg. Stride Freq. [Hz]	2.3	2.4	2.3	2.4	2.4	2.3
Avg. Stride Length [m]	7.0	7.7	7.7	7.4	7.4	7.2



- [] Ranking at each section and finish
- .-.- No data available at this section
- NA No data available



Horse/Jockey Name	Sacca
Final Rank	10
Fastest Section Time (Section)	0:10.88 (1000m)
Top Speed [km/h] (Section)	68.2 (800m)
Race State	Finished



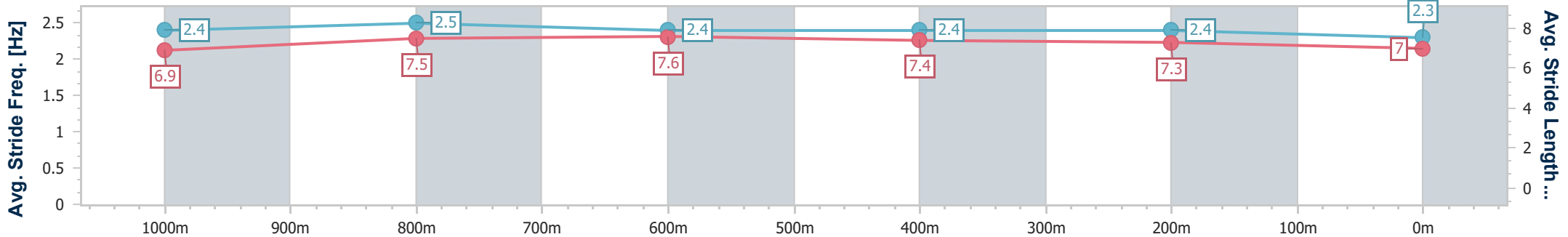
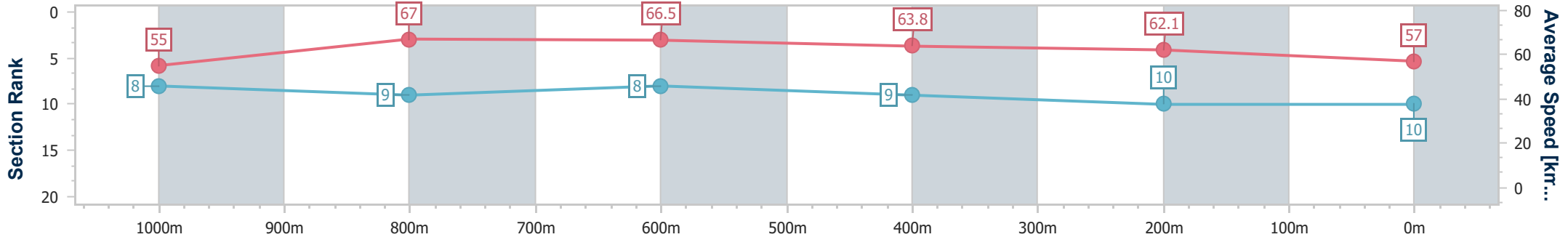
Mackay QLD Professional
Race 6: JETSON SALVAGE & SCRAP METAL BENCHMARK 70
Handicap - 1200m



10 August 2024 - 15:24

Track Rating: Good 4, Weather: Fine, Rail Position: True

Section	Overall	1000m	800m	600m	400m	200m
Section Times	1:10.92 [10] (0:13.18)	0:57.74 [8] (0:10.88)	0:46.86 [9] (0:10.98)	0:35.88 [8] (0:11.57)	0:24.31 [9] (0:11.69)	0:12.62 [10] (0:12.62)
Average Speed [km/h]	55.0	67.0	66.5	63.8	62.1	57.0
Top Speed [km/h]	66.1	68.1	68.2	65.0	63.5	61.8
Avg. Dist. to Rail [m]	5.8	4.0	4.6	3.0	6.0	8.1
Avg. Stride Freq. [Hz]	2.4	2.5	2.4	2.4	2.4	2.3
Avg. Stride Length [m]	6.9	7.5	7.6	7.4	7.3	7.0



- [] Ranking at each section and finish
- .-.- No data available at this section
- NA No data available



Horse/Jockey Name	Thatfeelsbetter
Final Rank	11
Fastest Section Time (Section)	0:10.88 (1000m)
Top Speed [km/h] (Section)	67.7 (800m)
Race State	Finished

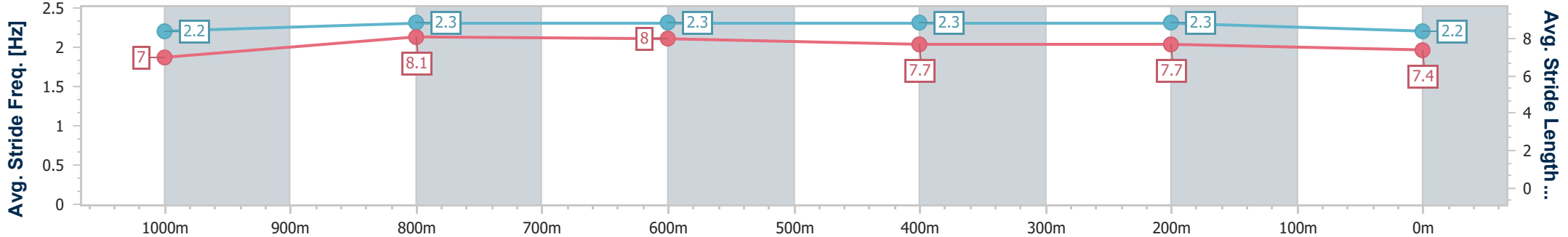
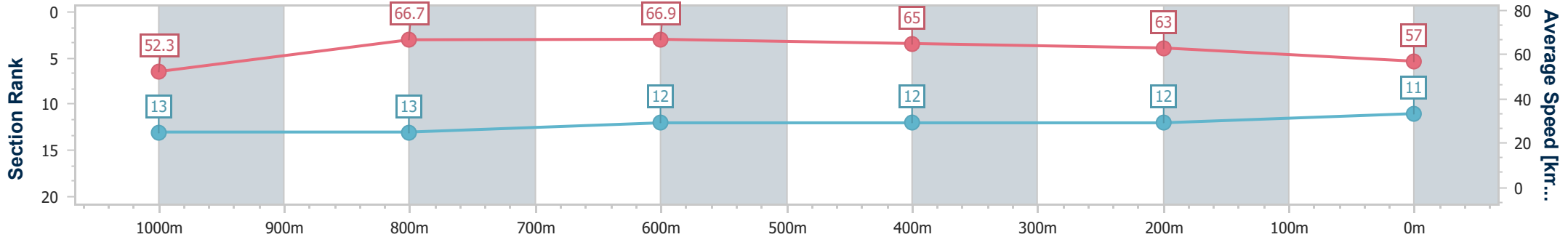


Mackay QLD Professional
 Race 6: JETSON SALVAGE & SCRAP METAL BENCHMARK 70
 Handicap - 1200m
 10 August 2024 - 15:24



Track Rating: Good 4, Weather: Fine, Rail Position: True

Section	Overall	1000m	800m	600m	400m	200m
Section Times	1:11.12 [11] (0:13.82)	0:57.30 [13] (0:10.88)	0:46.42 [13] (0:10.89)	0:35.53 [12] (0:11.40)	0:24.13 [12] (0:11.51)	0:12.62 [12] (0:12.62)
Average Speed [km/h]	52.3	66.7	66.9	65.0	63.0	57.0
Top Speed [km/h]	66.5	67.4	67.7	66.0	64.4	60.6
Avg. Dist. to Rail [m]	5.1	2.6	3.8	3.4	5.5	6.6
Avg. Stride Freq. [Hz]	2.2	2.3	2.3	2.3	2.3	2.2
Avg. Stride Length [m]	7.0	8.1	8.0	7.7	7.7	7.4



- [] Ranking at each section and finish
- .-.- No data available at this section
- NA No data available



Horse/Jockey Name	Bromes
Final Rank	12
Fastest Section Time (Section)	0:10.92 (1000m)
Top Speed [km/h] (Section)	67.7 (1000m)
Race State	Finished



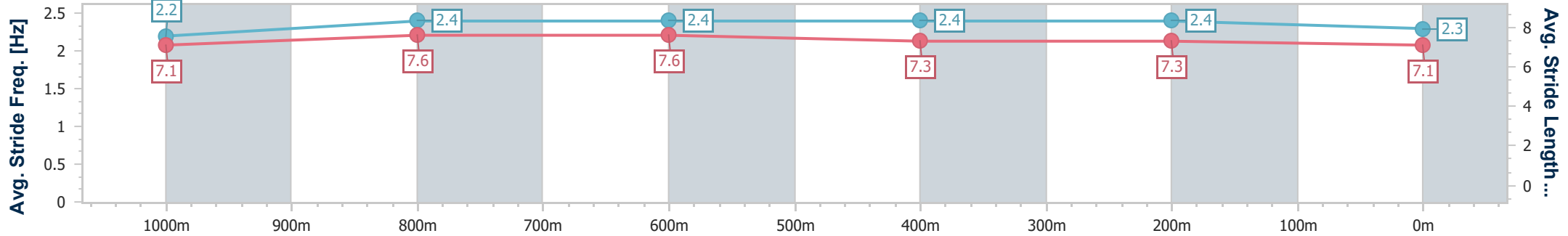
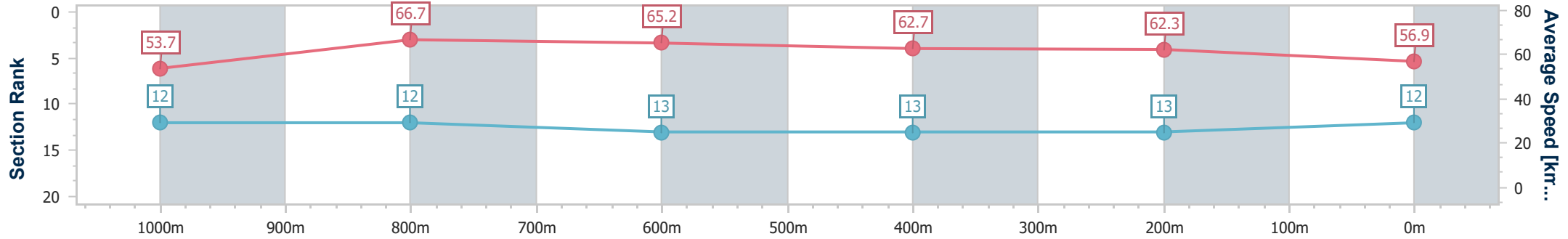
Mackay QLD Professional
Race 6: JETSON SALVAGE & SCRAP METAL BENCHMARK 70
Handicap - 1200m



10 August 2024 - 15:24

Track Rating: Good 4, Weather: Fine, Rail Position: True

Section	Overall	1000m	800m	600m	400m	200m
Section Times	1:11.40 [12] (0:13.55)	0:57.85 [12] (0:10.92)	0:46.93 [12] (0:11.12)	0:35.81 [13] (0:11.52)	0:24.29 [13] (0:11.64)	0:12.65 [13] (0:12.65)
Average Speed [km/h]	53.7	66.7	65.2	62.7	62.3	56.9
Top Speed [km/h]	66.8	67.7	66.1	65.8	63.8	61.0
Avg. Dist. to Rail [m]	8.6	2.2	2.2	0.7	4.6	8.3
Avg. Stride Freq. [Hz]	2.2	2.4	2.4	2.4	2.4	2.3
Avg. Stride Length [m]	7.1	7.6	7.6	7.3	7.3	7.1



- [] Ranking at each section and finish
- .-.- No data available at this section
- NA No data available



Horse/Jockey Name	Invincible Jet
Final Rank	13
Fastest Section Time (Section)	0:10.75 (1000m)
Top Speed [km/h] (Section)	67.9 (1000m)
Race State	Finished



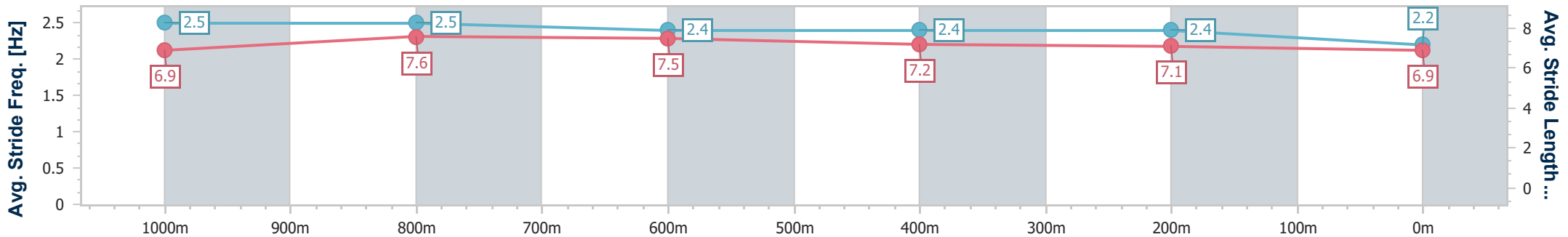
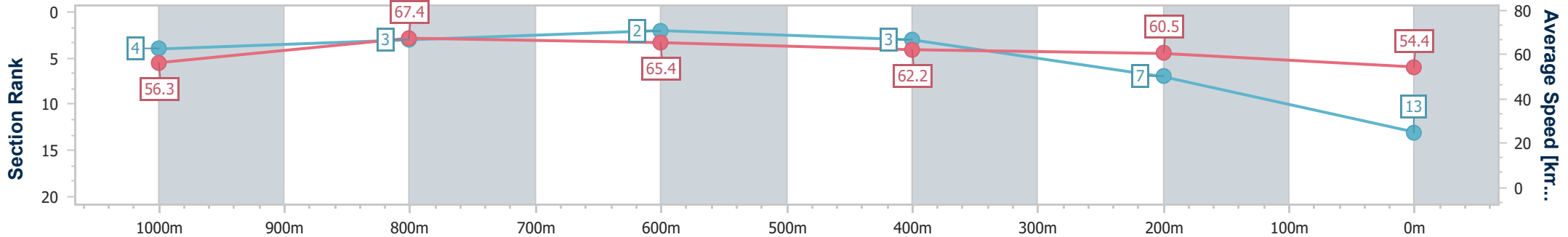
Mackay QLD Professional
Race 6: JETSON SALVAGE & SCRAP METAL BENCHMARK 70
Handicap - 1200m



10 August 2024 - 15:24

Track Rating: Good 4, Weather: Fine, Rail Position: True

Section	Overall	1000m	800m	600m	400m	200m
Section Times	1:11.42 [13] (0:12.81)	0:58.61 [4] (0:10.75)	0:47.86 [3] (0:11.06)	0:36.80 [2] (0:11.61)	0:25.19 [3] (0:11.91)	0:13.28 [7] (0:13.28)
Average Speed [km/h]	56.3	67.4	65.4	62.2	60.5	54.4
Top Speed [km/h]	67.0	67.9	66.4	63.8	61.9	58.4
Avg. Dist. to Rail [m]	2.7	1.5	1.8	0.4	2.4	3.0
Avg. Stride Freq. [Hz]	2.5	2.5	2.4	2.4	2.4	2.2
Avg. Stride Length [m]	6.9	7.6	7.5	7.2	7.1	6.9



- [] Ranking at each section and finish
- .-.- No data available at this section
- NA No data available