

Track Rating: Good 4, Weather: Fine, Rail Position: True

Section												Last 600m	
Field Times		Overall	1200m	1000m	800m	600m	400m						0:34.78
		1:14.58 (0:06.86)	1:07.72 (0:10.70)	0:57.02 (0:10.98)	0:46.04 (0:11.26)	0:34.78 (0:11.63)	0:23.15 (0:11.52)						
Rank	TAB	Horse/Jockey	Barrier	Top Speed [km/h]	Fastest Section							Distance Travelled [m]	
1	13	PIPISTRELLE Georgina Cartwright	10	68.0	0:07.30	1:14.58 [1] (0:07.30)	1:07.28 [8] (0:10.90)	0:56.38 [8] (0:10.80)	0:45.58 [6] (0:11.23)	0:34.35 [5] (0:11.51)	0:22.84 [4] (0:11.21)	0:34.35	
2	6	SENNAPROST Ryan Wiggins	5	68.7	0:06.95	1:15.27 [2] (0:06.95)	1:08.32 [4] (0:10.85)	0:57.47 [3] (0:11.11)	0:46.36 [4] (0:11.26)	0:35.10 [4] (0:11.57)	0:23.53 [4] (0:11.48)	0:35.10	+1
3	3	INVICTUS LAD Warwick Satherley	1	68.9	0:07.00	1:15.30 [3] (0:07.00)	1:08.30 [7] (0:10.81)	0:57.49 [4] (0:10.89)	0:46.60 [3] (0:11.26)	0:35.34 [2] (0:11.55)	0:23.79 [2] (0:11.54)	0:35.34	-1
4	5	NOBLE HEART Justin Huxtable	2	66.9	0:06.97	1:15.54 [4] (0:06.97)	1:08.57 [5] (0:11.00)	0:57.57 [6] (0:11.01)	0:46.56 [5] (0:11.35)	0:35.21 [6] (0:11.58)	0:23.63 [6] (0:11.57)	0:35.21	+5
5	12	MISS SHALAA Anthony Allen	7	66.9	0:06.99	1:15.69 [5] (0:06.99)	1:08.70 [6] (0:11.17)	0:57.53 [7] (0:10.98)	0:46.55 [8] (0:11.32)	0:35.23 [7] (0:11.51)	0:23.72 [7] (0:11.53)	0:35.23	-1
6	11	TERMINUS Chris Whiteley	3	68.6	0:06.87	1:16.31 [6] (0:06.87)	1:09.44 [2] (0:10.69)	0:58.75 [1] (0:10.98)	0:47.77 [1] (0:11.42)	0:36.35 [3] (0:11.47)	0:24.88 [1] (0:11.88)	0:36.35	+0
7	8	CHUCKA DUMMY Jackson Murphy	9	66.6	0:07.48	1:16.31 [7] (0:07.48)	1:08.83 [11] (0:11.15)	0:57.68 [11] (0:11.08)	0:46.60 [11] (0:11.39)	0:35.21 [11] (0:11.78)	0:23.43 [11] (0:11.51)	0:35.21	+7
8	7	SHIPS AHOY Justin Stanley	12	67.9	0:06.91	1:16.36 [8] (0:06.91)	1:09.45 [3] (0:10.94)	0:58.51 [5] (0:11.24)	0:47.27 [7] (0:11.46)	0:35.81 [8] (0:11.79)	0:24.02 [8] (0:11.76)	0:35.81	+3
9	14	ZURI ZURI Chelsea Jokic	11	67.1	0:07.33	1:16.97 [9] (0:07.33)	1:09.64 [9] (0:11.23)	0:58.41 [10] (0:11.05)	0:47.36 [10] (0:11.26)	0:36.10 [10] (0:11.76)	0:24.34 [10] (0:11.70)	0:36.10	+3
10	1	ADMIRAL ASH Zac Sprie	15	67.7	0:08.27	1:18.39 [10] (0:08.27)	1:10.12 [12] (0:11.43)	0:58.69 [12] (0:11.12)	0:47.57 [12] (0:11.30)	0:36.27 [12] (0:11.79)	0:24.48 [12] (0:11.72)	0:36.27	+5

Scratched: Hangin' Around (#2), Just Frank (#16), Seisme (#9), Set The Sails (#10)



Mackay QLD Professional

Race 3: LADBROKES COMMUNITIES Class 3 Plate - 1300m

10 August 2024 - 13:43



MACKAY TURF CLUB
Ooralea Racecourse

Track Rating: Good 4, Weather: Fine, Rail Position: True

Section		Overall	1200m	1000m	800m	600m	400m	Last 600m				
Field Times		1:14.58 (0:06.86)	1:07.72 (0:10.70)	0:57.02 (0:10.98)	0:46.04 (0:11.26)	0:34.78 (0:11.63)	0:23.15 (0:11.52)	0:34.78				
Rank	TAB Horse/Jockey	Barrier	Top Speed [km/h]	Fastest Section	Distance Travelled [m]							
11	4 MISHANI AVIATOR Micheal Hellyer	13	68.9 1000m	0:06.86 Overall	1:18.42 [11] (0:06.86)	1:11.56 [1] (0:10.87)	1:00.69 [2] (0:10.85)	0:49.84 [2] (0:11.22)	0:38.62 [1] (0:11.90)	0:26.72 [3] (0:12.55)	0:38.62	+3
12	15 DAWN REBEL Samantha Collett	8	68.1 1000m	0:07.38 Overall	1:18.71 [12] (0:07.38)	1:11.33 [10] (0:11.11)	1:00.22 [9] (0:10.95)	0:49.27 [9] (0:11.35)	0:37.92 [9] (0:11.81)	0:26.11 [9] (0:12.33)	0:37.92	+2

Scratched: Hangin' Around (#2), Just Frank (#16), Seisme (#9), Set The Sails (#10)

[] Ranking at each section and finish
 -:--:-- No data available at this section
 NA No data available

SCN Saddle cloth number
 DNF Did not finish
 DNT Did not track

Mackay QLD Professional

Race 3: LADBROKES COMMUNITIES Class 3 Plate - 1300m



MACKAY TURF CLUB
Ooralea Racecourse

10 August 2024 - 13:43

Track Rating: Good 4, Weather: Fine, Rail Position: True

Section				200m				Last 600m	
Field Times				0:11.63				0:34.78	
				(0:11.63)					
Rank	TAB	Horse/Jockey	Barrier	Top Speed [km/h]	Fastest Section	Margin			Distance Travelled [m]
1	13	PIPISTRELLE	10	68.0	0:07.30	0:11.63 [1]	1:14.58		0:34.35
		Georgina Cartwright		1000m	Overall	(0:11.63)			
2	6	SENNAPROST	5	68.7	0:06.95	0:12.05 [3]	4.05L		0:35.10 +1
		Ryan Wiggins		1200m	Overall	(0:12.05)			
3	3	INVICTUS LAD	1	68.9	0:07.00	0:12.25 [2]	4.2L		0:35.34 -1
		Warwick Satherley		1200m	Overall	(0:12.25)			
4	5	NOBLE HEART	2	66.9	0:06.97	0:12.06 [5]	5.6L		0:35.21 +5
		Justin Huxtable		1200m	Overall	(0:12.06)			
5	12	MISS SHALAA	7	66.9	0:06.99	0:12.19 [6]	6.49L		0:35.23 -1
		Anthony Allen		1200m	Overall	(0:12.19)			
6	11	TERMINUS	3	68.6	0:06.87	0:13.00 [4]	10.15L		0:36.35 +0
		Chris Whiteley		1200m	Overall	(0:13.00)			
7	8	CHUCKA DUMMY	9	66.6	0:07.48	0:11.92 [10]	10.18L		0:35.21 +7
		Jackson Murphy		1000m	Overall	(0:11.92)			
8	7	SHIPS AHOY	12	67.9	0:06.91	0:12.26 [7]	10.45L		0:35.81 +3
		Justin Stanley		1200m	Overall	(0:12.26)			
9	14	ZURI ZURI	11	67.1	0:07.33	0:12.64 [9]	14.03L		0:36.10 +3
		Chelsea Jokic		1000m	Overall	(0:12.64)			
10	1	ADMIRAL ASH	15	67.7	0:08.27	0:12.76 [12]	22.38L		0:36.27 +5
		Zac Sprie		1000m	Overall	(0:12.76)			

Scratched: Hangin' Around (#2), Just Frank (#16), Seisme (#9), Set The Sails (#10)



Mackay QLD Professional

Race 3: LADBROKES COMMUNITIES Class 3 Plate - 1300m

10 August 2024 - 13:43



MACKAY TURF CLUB
Ooralea Racecourse

Track Rating: Good 4, Weather: Fine, Rail Position: True

Section							200m			Last 600m
Field Times							0:11.63			0:34.78
							(0:11.63)			
Rank	TAB	Horse/Jockey	Barrier	Top Speed [km/h]	Fastest Section	Margin			Distance Travelled [m]	
11	4	MISHANI AVIATOR	13	68.9	0:06.86	0:14.17 [8]	22.58L		0:38.62	+3
		Micheal Hellyer		1000m	Overall	(0:14.17)				
12	15	DAWN REBEL	8	68.1	0:07.38	0:13.78 [11]	24.29L		0:37.92	+2
		Samantha Collett		1000m	Overall	(0:13.78)				

Scratched: Hangin' Around (#2), Just Frank (#16), Seisme (#9), Set The Sails (#10)

[] Ranking at each section and finish
 -:-:-:- No data available at this section
 NA No data available

SCN Saddle cloth number
 DNF Did not finish
 DNT Did not track



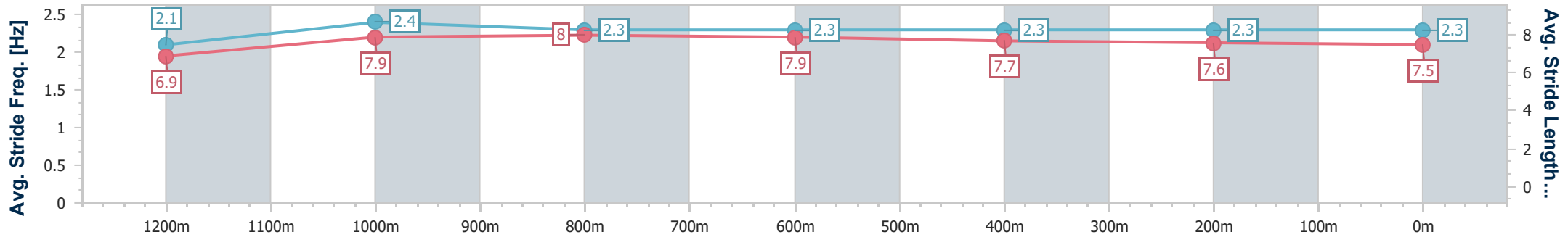
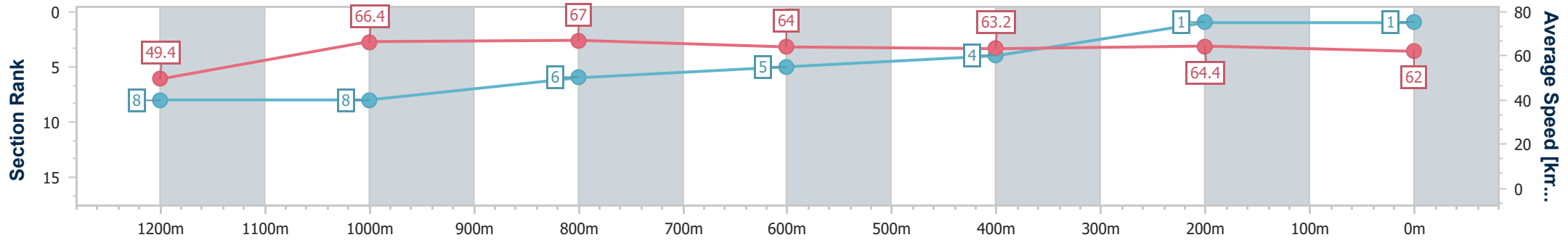
Horse/Jockey Name	Pipistrelle
Final Rank	1
Fastest Section Time (Section)	0:07.30 (Overall)
Top Speed [km/h] (Section)	68.0 (1000m)
Race State	Finished



Mackay QLD Professional
 Race 3: LADBROKES COMMUNITIES Class 3 Plate - 1300m
 10 August 2024 - 13:43
 Track Rating: Good 4, Weather: Fine, Rail Position: True



Section	Overall	1200m	1000m	800m	600m	400m	200m
Section Times	1:14.58 [1] (0:07.30)	1:07.28 [8] (0:10.90)	0:56.38 [8] (0:10.80)	0:45.58 [6] (0:11.23)	0:34.35 [5] (0:11.51)	0:22.84 [4] (0:11.21)	0:11.63 [1] (0:11.63)
Average Speed [km/h]	49.4	66.4	67.0	64.0	63.2	64.4	62.0
Top Speed [km/h]	61.9	67.9	68.0	65.8	63.4	65.7	64.8
Avg. Dist. to Rail [m]	10.4	2.6	1.4	0.9	0.9	3.0	2.3
Avg. Stride Freq. [Hz]	2.1	2.4	2.3	2.3	2.3	2.3	2.3
Avg. Stride Length [m]	6.9	7.9	8.0	7.9	7.7	7.6	7.5



- [] Ranking at each section and finish
- .-.- No data available at this section
- NA No data available



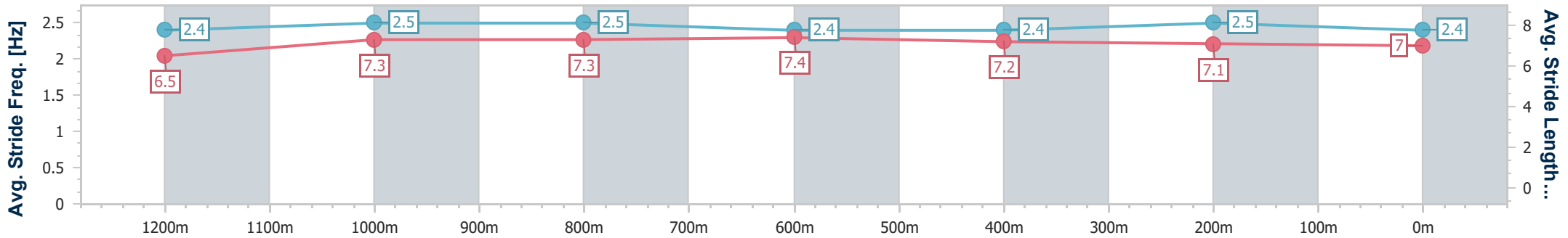
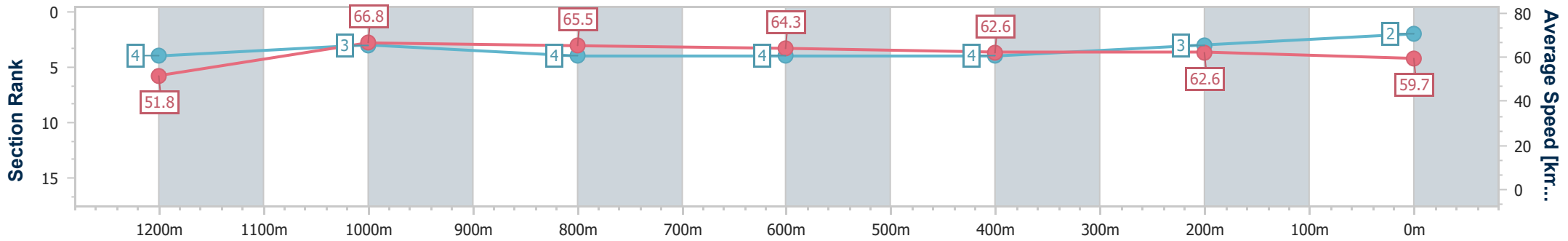
Horse/Jockey Name	Sennaprost
Final Rank	2
Fastest Section Time (Section)	0:06.95 (Overall)
Top Speed [km/h] (Section)	68.7 (1200m)
Race State	Finished



Mackay QLD Professional
 Race 3: LADBROKES COMMUNITIES Class 3 Plate - 1300m
 10 August 2024 - 13:43
 Track Rating: Good 4, Weather: Fine, Rail Position: True



Section	Overall	1200m	1000m	800m	600m	400m	200m
Section Times	1:15.27 [2] (0:06.95)	1:08.32 [4] (0:10.85)	0:57.47 [3] (0:11.11)	0:46.36 [4] (0:11.26)	0:35.10 [4] (0:11.57)	0:23.53 [4] (0:11.48)	0:12.05 [3] (0:12.05)
Average Speed [km/h]	51.8	66.8	65.5	64.3	62.6	62.6	59.7
Top Speed [km/h]	64.3	68.7	66.5	65.3	64.0	63.7	62.5
Avg. Dist. to Rail [m]	8.5	4.3	4.1	2.3	0.5	2.3	2.5
Avg. Stride Freq. [Hz]	2.4	2.5	2.5	2.4	2.4	2.5	2.4
Avg. Stride Length [m]	6.5	7.3	7.3	7.4	7.2	7.1	7.0



- [] Ranking at each section and finish
- .-.- No data available at this section
- NA No data available



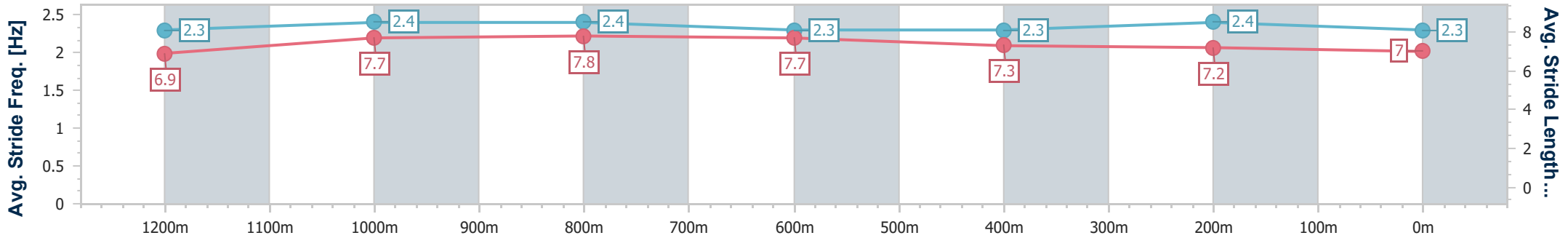
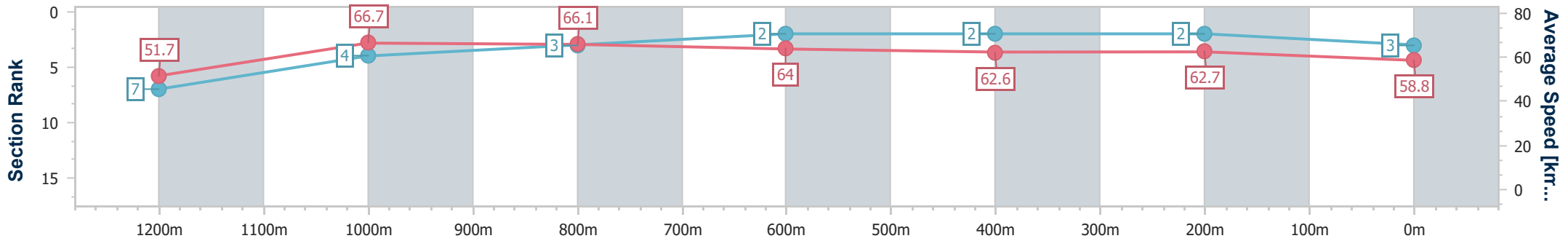
Horse/Jockey Name	Invictus Lad
Final Rank	3
Fastest Section Time (Section)	0:07.00 (Overall)
Top Speed [km/h] (Section)	68.9 (1200m)
Race State	Finished



Mackay QLD Professional
 Race 3: LADBROKES COMMUNITIES Class 3 Plate - 1300m
 10 August 2024 - 13:43
 Track Rating: Good 4, Weather: Fine, Rail Position: True



Section	Overall	1200m	1000m	800m	600m	400m	200m
Section Times	1:15.30 [3] (0:07.00)	1:08.30 [7] (0:10.81)	0:57.49 [4] (0:10.89)	0:46.60 [3] (0:11.26)	0:35.34 [2] (0:11.55)	0:23.79 [2] (0:11.54)	0:12.25 [2] (0:12.25)
Average Speed [km/h]	51.7	66.7	66.1	64.0	62.6	62.7	58.8
Top Speed [km/h]	63.8	68.9	67.8	64.8	63.6	63.0	61.6
Avg. Dist. to Rail [m]	4.9	1.3	0.5	0.7	0.6	2.4	2.0
Avg. Stride Freq. [Hz]	2.3	2.4	2.4	2.3	2.3	2.4	2.3
Avg. Stride Length [m]	6.9	7.7	7.8	7.7	7.3	7.2	7.0



- [] Ranking at each section and finish
- .-.- No data available at this section
- NA No data available



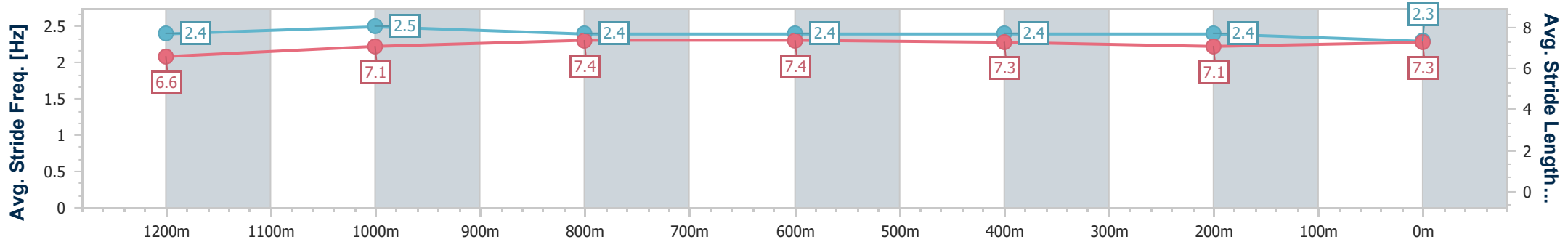
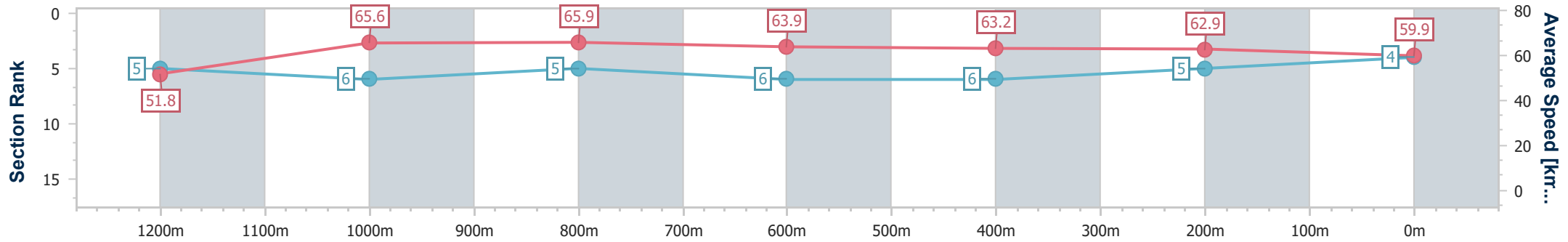
Horse/Jockey Name	Noble Heart
Final Rank	4
Fastest Section Time (Section)	0:06.97 (Overall)
Top Speed [km/h] (Section)	66.9 (1200m)
Race State	Finished



Mackay QLD Professional
 Race 3: LADBROKES COMMUNITIES Class 3 Plate - 1300m
 10 August 2024 - 13:43
 Track Rating: Good 4, Weather: Fine, Rail Position: True



Section	Overall	1200m	1000m	800m	600m	400m	200m
Section Times	1:15.54 [4] (0:06.97)	1:08.57 [5] (0:11.00)	0:57.57 [6] (0:11.01)	0:46.56 [5] (0:11.35)	0:35.21 [6] (0:11.58)	0:23.63 [6] (0:11.57)	0:12.06 [5]
Average Speed [km/h]	51.8	65.6	65.9	63.9	63.2	62.9	59.9
Top Speed [km/h]	63.3	66.9	66.7	64.9	64.4	64.5	62.2
Avg. Dist. to Rail [m]	6.1	3.0	2.6	1.7	2.3	6.5	5.8
Avg. Stride Freq. [Hz]	2.4	2.5	2.4	2.4	2.4	2.4	2.3
Avg. Stride Length [m]	6.6	7.1	7.4	7.4	7.3	7.1	7.3



- [] Ranking at each section and finish
- .-.- No data available at this section
- NA No data available



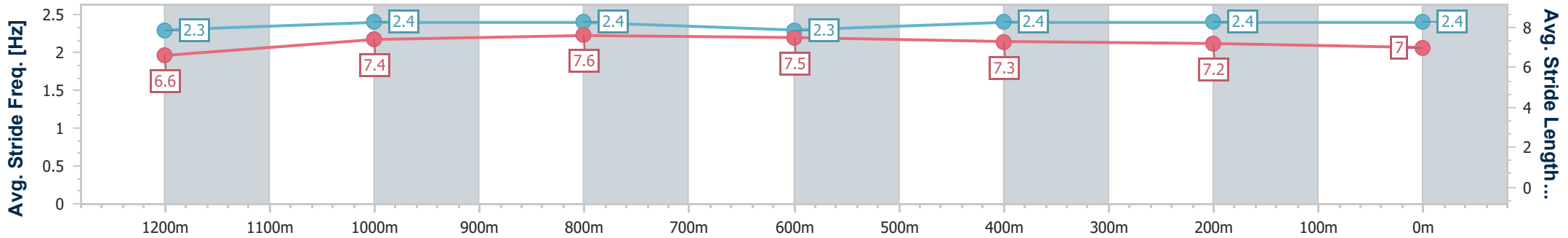
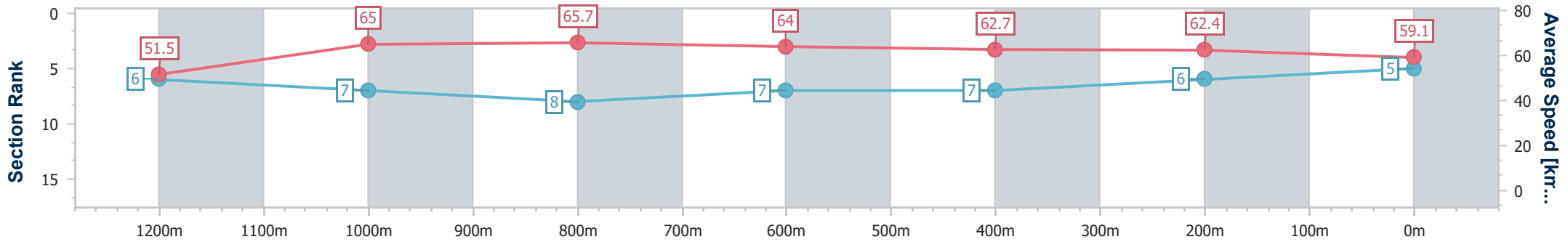
Horse/Jockey Name	Miss Shalaa
Final Rank	5
Fastest Section Time (Section)	0:06.99 (Overall)
Top Speed [km/h] (Section)	66.9 (1200m)
Race State	Finished



Mackay QLD Professional
 Race 3: LADBROKES COMMUNITIES Class 3 Plate - 1300m
 10 August 2024 - 13:43
 Track Rating: Good 4, Weather: Fine, Rail Position: True



Section	Overall	1200m	1000m	800m	600m	400m	200m
Section Times	1:15.69 [5] (0:06.99)	1:08.70 [6] (0:11.17)	0:57.53 [7] (0:10.98)	0:46.55 [8] (0:11.32)	0:35.23 [7] (0:11.51)	0:23.72 [7] (0:11.53)	0:12.19 [6] (0:12.19)
Average Speed [km/h]	51.5	65.0	65.7	64.0	62.7	62.4	59.1
Top Speed [km/h]	61.3	66.9	66.6	64.6	63.2	63.1	62.0
Avg. Dist. to Rail [m]	8.8	3.2	1.4	0.9	0.6	1.7	3.3
Avg. Stride Freq. [Hz]	2.3	2.4	2.4	2.3	2.4	2.4	2.4
Avg. Stride Length [m]	6.6	7.4	7.6	7.5	7.3	7.2	7.0



- [] Ranking at each section and finish
- .-.- No data available at this section
- NA No data available



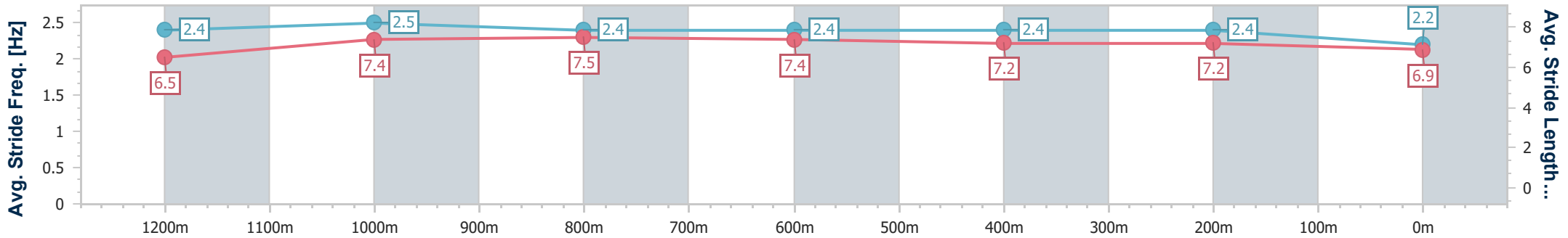
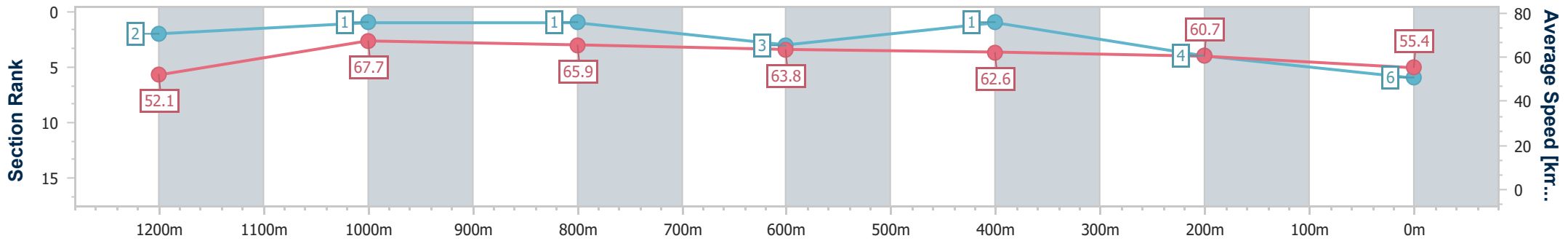
Horse/Jockey Name	Terminus
Final Rank	6
Fastest Section Time (Section)	0:06.87 (Overall)
Top Speed [km/h] (Section)	68.6 (1200m)
Race State	Finished



Mackay QLD Professional
 Race 3: LADBROKES COMMUNITIES Class 3 Plate - 1300m
 10 August 2024 - 13:43
 Track Rating: Good 4, Weather: Fine, Rail Position: True



Section	Overall	1200m	1000m	800m	600m	400m	200m
Section Times	1:16.31 [6] (0:06.87)	1:09.44 [2] (0:10.69)	0:58.75 [1] (0:10.98)	0:47.77 [1] (0:11.42)	0:36.35 [3] (0:11.47)	0:24.88 [1] (0:11.88)	0:13.00 [4]
Average Speed [km/h]	52.1	67.7	65.9	63.8	62.6	60.7	55.4
Top Speed [km/h]	65.3	68.6	68.0	65.7	64.0	61.2	59.6
Avg. Dist. to Rail [m]	7.3	2.5	1.9	3.5	0.4	1.4	1.1
Avg. Stride Freq. [Hz]	2.4	2.5	2.4	2.4	2.4	2.4	2.2
Avg. Stride Length [m]	6.5	7.4	7.5	7.4	7.2	7.2	6.9



- [] Ranking at each section and finish
- .-.- No data available at this section
- NA No data available



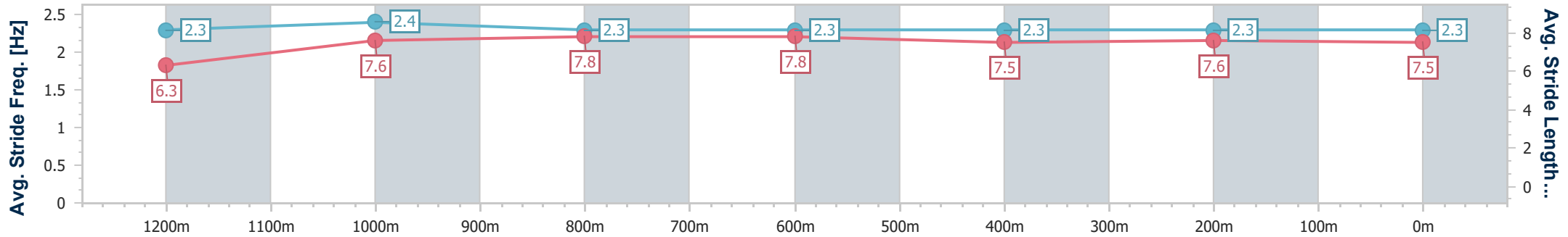
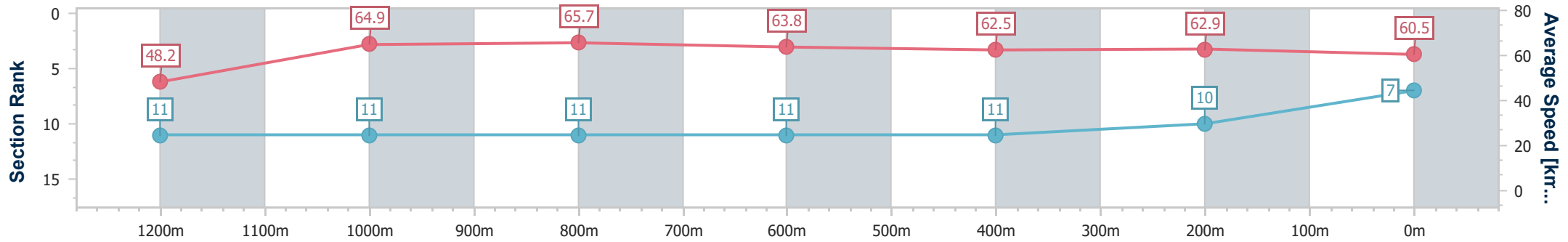
Horse/Jockey Name	Chucka Dummy
Final Rank	7
Fastest Section Time (Section)	0:07.48 (Overall)
Top Speed [km/h] (Section)	66.6 (1000m)
Race State	Finished



Mackay QLD Professional
 Race 3: LADBROKES COMMUNITIES Class 3 Plate - 1300m
 10 August 2024 - 13:43
 Track Rating: Good 4, Weather: Fine, Rail Position: True



Section	Overall	1200m	1000m	800m	600m	400m	200m
Section Times	1:16.31 [7] (0:07.48)	1:08.83 [11] (0:11.15)	0:57.68 [11] (0:11.08)	0:46.60 [11] (0:11.39)	0:35.21 [11] (0:11.78)	0:23.43 [11] (0:11.51)	0:11.92 [10] (0:11.92)
Average Speed [km/h]	48.2	64.9	65.7	63.8	62.5	62.9	60.5
Top Speed [km/h]	60.0	66.4	66.6	65.9	63.6	64.1	62.1
Avg. Dist. to Rail [m]	10.9	3.3	3.0	3.6	2.7	2.9	2.2
Avg. Stride Freq. [Hz]	2.3	2.4	2.3	2.3	2.3	2.3	2.3
Avg. Stride Length [m]	6.3	7.6	7.8	7.8	7.5	7.6	7.5



- [] Ranking at each section and finish
- .-.- No data available at this section
- NA No data available



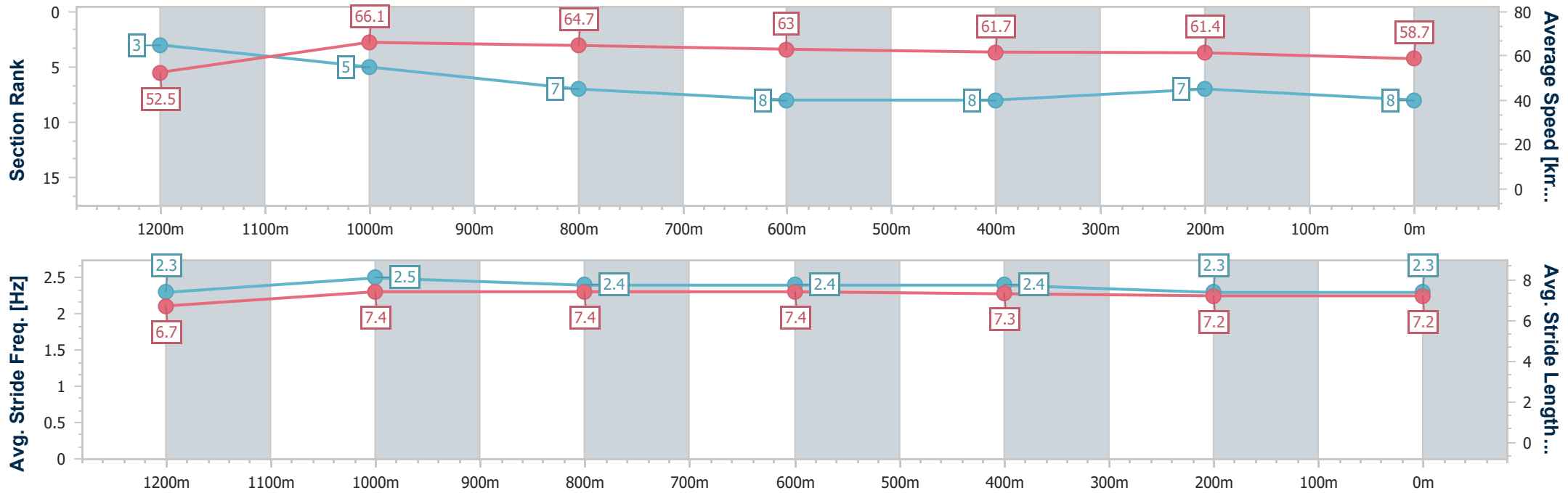
Horse/Jockey Name	Ships Ahoy
Final Rank	8
Fastest Section Time (Section)	0:06.91 (Overall)
Top Speed [km/h] (Section)	67.9 (1200m)
Race State	Finished



Mackay QLD Professional
 Race 3: LADBROKES COMMUNITIES Class 3 Plate - 1300m
 10 August 2024 - 13:43
 Track Rating: Good 4, Weather: Fine, Rail Position: True



Section	Overall	1200m	1000m	800m	600m	400m	200m
Section Times	1:16.36 [8] (0:06.91)	1:09.45 [3] (0:10.94)	0:58.51 [5] (0:11.24)	0:47.27 [7] (0:11.46)	0:35.81 [8] (0:11.79)	0:24.02 [8] (0:11.76)	0:12.26 [7] (0:12.26)
Average Speed [km/h]	52.5	66.1	64.7	63.0	61.7	61.4	58.7
Top Speed [km/h]	62.8	67.9	65.8	65.4	62.6	62.4	59.8
Avg. Dist. to Rail [m]	11.2	4.5	2.5	1.4	1.3	2.4	2.8
Avg. Stride Freq. [Hz]	2.3	2.5	2.4	2.4	2.4	2.3	2.3
Avg. Stride Length [m]	6.7	7.4	7.4	7.4	7.3	7.2	7.2



- [] Ranking at each section and finish
- .-.- No data available at this section
- NA No data available



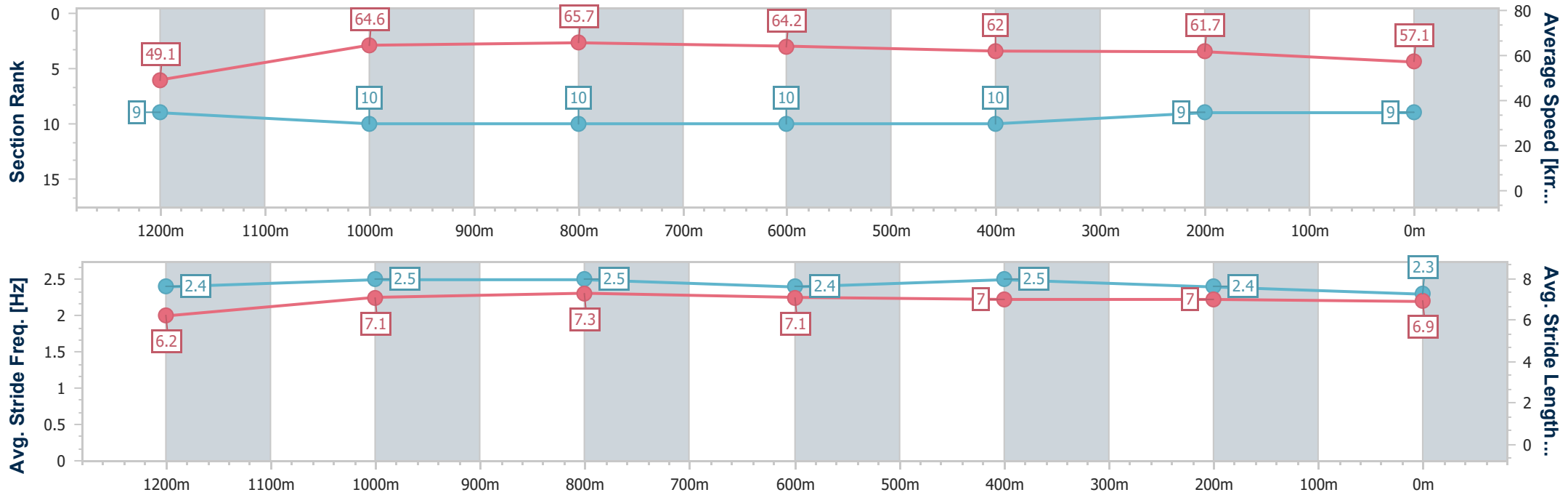
Horse/Jockey Name	Zuri Zuri
Final Rank	9
Fastest Section Time (Section)	0:07.33 (Overall)
Top Speed [km/h] (Section)	67.1 (1000m)
Race State	Finished



Mackay QLD Professional
 Race 3: LADBROKES COMMUNITIES Class 3 Plate - 1300m
 10 August 2024 - 13:43
 Track Rating: Good 4, Weather: Fine, Rail Position: True



Section	Overall	1200m	1000m	800m	600m	400m	200m
Section Times	1:16.97 [9] (0:07.33)	1:09.64 [9] (0:11.23)	0:58.41 [10] (0:11.05)	0:47.36 [10] (0:11.26)	0:36.10 [10] (0:11.76)	0:24.34 [10] (0:11.70)	0:12.64 [9] (0:12.64)
Average Speed [km/h]	49.1	64.6	65.7	64.2	62.0	61.7	57.1
Top Speed [km/h]	59.0	66.0	67.1	66.8	63.0	63.0	60.6
Avg. Dist. to Rail [m]	10.0	3.8	3.6	2.3	1.2	3.3	4.6
Avg. Stride Freq. [Hz]	2.4	2.5	2.5	2.4	2.5	2.4	2.3
Avg. Stride Length [m]	6.2	7.1	7.3	7.1	7.0	7.0	6.9



- [] Ranking at each section and finish
- .-.-.- No data available at this section
- NA No data available



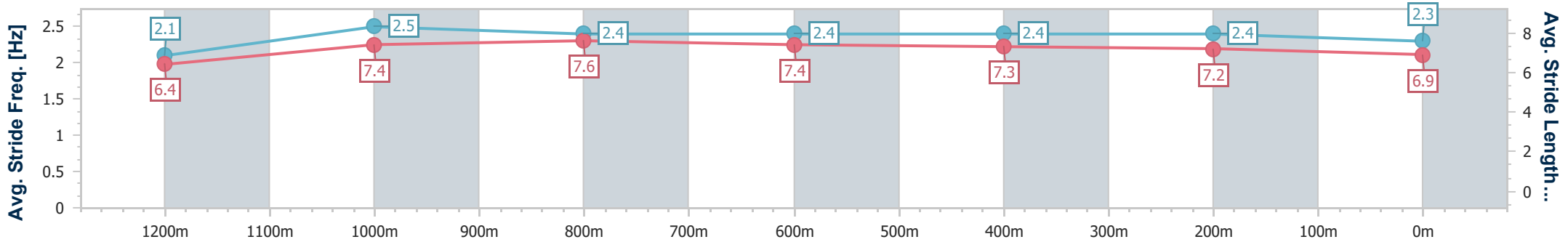
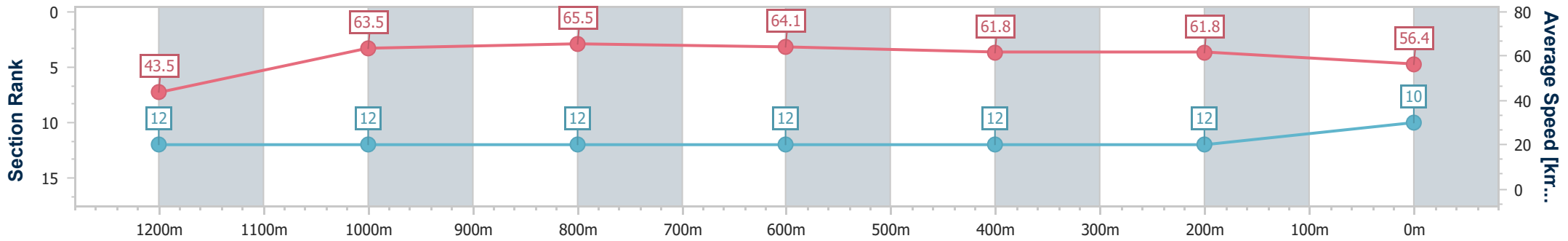
Horse/Jockey Name	Admiral Ash
Final Rank	10
Fastest Section Time (Section)	0:08.27 (Overall)
Top Speed [km/h] (Section)	67.7 (1000m)
Race State	Finished



Mackay QLD Professional
 Race 3: LADBROKES COMMUNITIES Class 3 Plate - 1300m
 10 August 2024 - 13:43
 Track Rating: Good 4, Weather: Fine, Rail Position: True



Section	Overall	1200m	1000m	800m	600m	400m	200m
Section Times	1:18.39 [10] (0:08.27)	1:10.12 [12] (0:11.43)	0:58.69 [12] (0:11.12)	0:47.57 [12] (0:11.30)	0:36.27 [12] (0:11.79)	0:24.48 [12] (0:11.72)	0:12.76 [12] (0:12.76)
Average Speed [km/h]	43.5	63.5	65.5	64.1	61.8	61.8	56.4
Top Speed [km/h]	58.3	66.6	67.7	67.2	64.8	63.0	60.0
Avg. Dist. to Rail [m]	13.6	5.2	3.3	2.6	1.5	3.8	5.7
Avg. Stride Freq. [Hz]	2.1	2.5	2.4	2.4	2.4	2.4	2.3
Avg. Stride Length [m]	6.4	7.4	7.6	7.4	7.3	7.2	6.9



- [] Ranking at each section and finish
- .-.- No data available at this section
- NA No data available



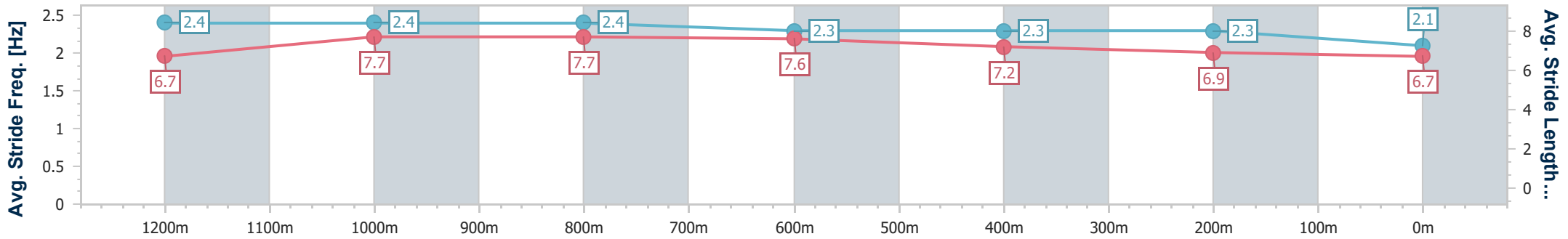
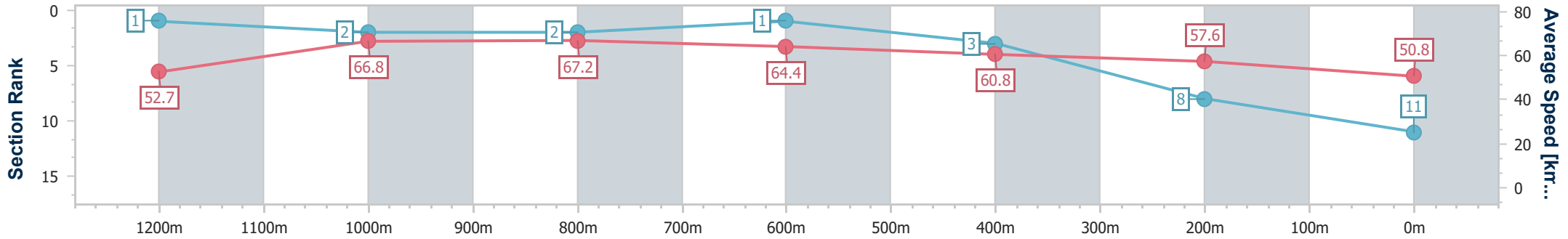
Horse/Jockey Name	Mishani Aviator
Final Rank	11
Fastest Section Time (Section)	0:06.86 (Overall)
Top Speed [km/h] (Section)	68.9 (1000m)
Race State	Finished



Mackay QLD Professional
 Race 3: LADBROKES COMMUNITIES Class 3 Plate - 1300m
 10 August 2024 - 13:43
 Track Rating: Good 4, Weather: Fine, Rail Position: True



Section	Overall	1200m	1000m	800m	600m	400m	200m
Section Times	1:18.42 [11] (0:06.86)	1:11.56 [1] (0:10.87)	1:00.69 [2] (0:10.85)	0:49.84 [2] (0:11.22)	0:38.62 [1] (0:11.90)	0:26.72 [3] (0:12.55)	0:14.17 [8] (0:14.17)
Average Speed [km/h]	52.7	66.8	67.2	64.4	60.8	57.6	50.8
Top Speed [km/h]	63.8	68.4	68.9	66.1	63.4	59.0	55.5
Avg. Dist. to Rail [m]	13.2	6.4	3.8	2.1	0.7	2.5	3.3
Avg. Stride Freq. [Hz]	2.4	2.4	2.4	2.3	2.3	2.3	2.1
Avg. Stride Length [m]	6.7	7.7	7.7	7.6	7.2	6.9	6.7



- [] Ranking at each section and finish
- .-.- No data available at this section
- NA No data available



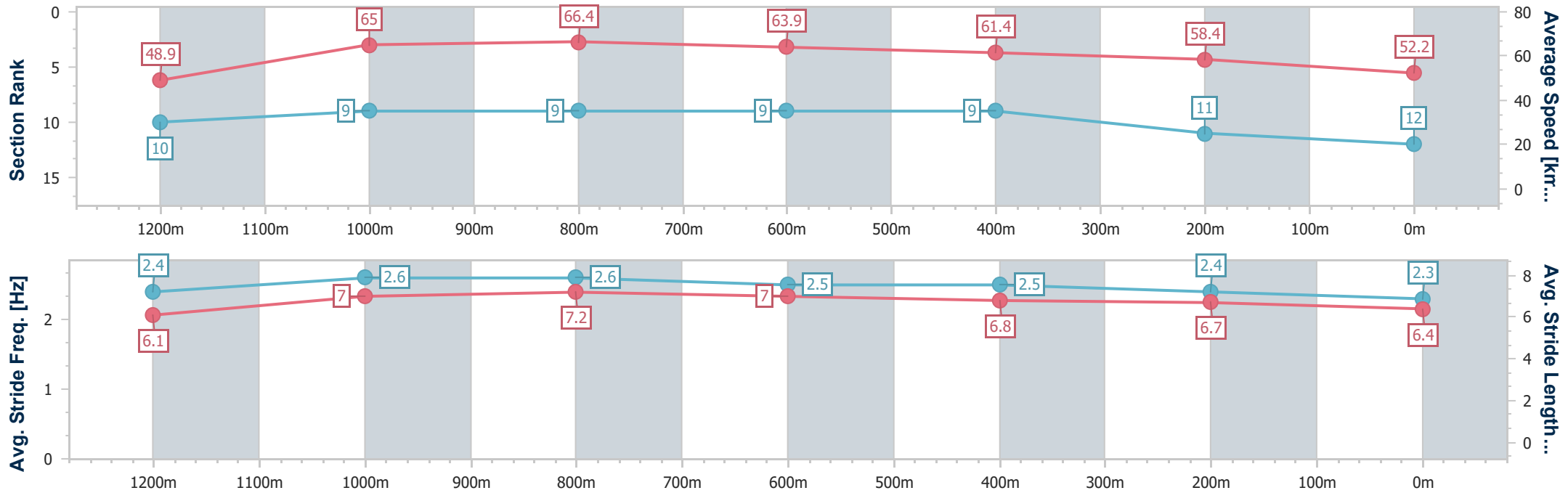
Horse/Jockey Name	Dawn Rebel
Final Rank	12
Fastest Section Time (Section)	0:07.38 (Overall)
Top Speed [km/h] (Section)	68.1 (1000m)
Race State	Finished



Mackay QLD Professional
 Race 3: LADBROKES COMMUNITIES Class 3 Plate - 1300m
 10 August 2024 - 13:43
 Track Rating: Good 4, Weather: Fine, Rail Position: True



Section	Overall	1200m	1000m	800m	600m	400m	200m
Section Times	1:18.71 [12] (0:07.38)	1:11.33 [10] (0:11.11)	1:00.22 [9] (0:10.95)	0:49.27 [9] (0:11.35)	0:37.92 [9] (0:11.81)	0:26.11 [9] (0:12.33)	0:13.78 [11] (0:13.78)
Average Speed [km/h]	48.9	65.0	66.4	63.9	61.4	58.4	52.2
Top Speed [km/h]	60.3	67.4	68.1	65.1	62.5	60.2	57.7
Avg. Dist. to Rail [m]	7.9	1.6	2.8	2.1	1.4	0.9	2.6
Avg. Stride Freq. [Hz]	2.4	2.6	2.6	2.5	2.5	2.4	2.3
Avg. Stride Length [m]	6.1	7.0	7.2	7.0	6.8	6.7	6.4



- [] Ranking at each section and finish
- .-.- No data available at this section
- NA No data available