



Mackay QLD Professional

Race 2: LADBROKE IT! RATINGS BAND 0 - 60 Handicap - 1100m

10 August 2024 - 13:07



MACKAY TURF CLUB
Ooralea Racecourse

Track Rating: Good 4, Weather: Fine, Rail Position: True

Section												Last 600m		
Field Times		Overall	1000m	800m	600m	400m	200m						0:34.57	
		1:02.80 (0:06.31)	0:56.49 (0:10.80)	0:45.69 (0:11.12)	0:34.57 (0:11.70)	0:22.87 (0:11.33)	0:11.54 (0:11.54)							
Rank	TAB	Horse/Jockey	Barrier	Top Speed [km/h]	Fastest Section							Margin	Distance Travelled [m]	
1	5	GOLD ACADEMY Warwick Satherley	5	67.2 1000m	0:06.38 Overall	1:02.80 [1] (0:06.38)	0:56.42 [2] (0:10.97)	0:45.45 [4] (0:11.20)	0:34.25 [4] (0:11.65)	0:22.60 [4] (0:11.06)	0:11.54 [1] (0:11.54)	1:02.80	0:34.25	
2	7	PRIVATE CHEETAH Justin Huxtable	6	67.6 1000m	0:06.60 Overall	1:03.00 [2] (0:06.60)	0:56.40 [7] (0:10.98)	0:45.42 [6] (0:11.10)	0:34.32 [6] (0:11.70)	0:22.62 [6] (0:11.17)	0:11.45 [4] (0:11.45)	1.13L	0:34.32	-5
3	13	WHITSUNDAY SESSION Justin Stanley	12	68.0 1000m	0:06.31 Overall	1:03.03 [3] (0:06.31)	0:56.72 [1] (0:10.80)	0:45.92 [1] (0:11.12)	0:34.80 [1] (0:11.70)	0:23.10 [1] (0:11.45)	0:11.65 [2] (0:11.65)	1.35L	0:34.80	-7
4	18	BOLD ZIP Teagan Voorham	10	67.8 1000m	0:06.80 Overall	1:03.19 [4] (0:06.80)	0:56.39 [10] (0:11.11)	0:45.28 [11] (0:11.14)	0:34.14 [11] (0:11.38)	0:22.76 [7] (0:11.20)	0:11.56 [6] (0:11.56)	2.25L	0:34.14	+3
5	6	HARTSHORN Nathan Thomas	11	69.9 1000m	0:06.51 Overall	1:03.28 [5] (0:06.51)	0:56.77 [4] (0:10.65)	0:46.12 [2] (0:11.09)	0:35.03 [2] (0:11.76)	0:23.27 [2] (0:11.53)	0:11.74 [3] (0:11.74)	2.79L	0:35.03	+0
6	4	HARVESTA Scott Sheargold	15	67.9 1000m	0:06.62 Overall	1:03.34 [6] (0:06.62)	0:56.72 [8] (0:10.97)	0:45.75 [8] (0:11.17)	0:34.58 [7] (0:11.59)	0:22.99 [5] (0:11.24)	0:11.75 [5] (0:11.75)	3.13L	0:34.58	+1
7	8	FLAMING HOMER Georgina Cartwright	1	67.2 1000m	0:06.38 Overall	1:03.38 [7] (0:06.38)	0:57.00 [2] (0:10.93)	0:46.07 [3] (0:11.10)	0:34.97 [3] (0:11.76)	0:23.21 [3] (0:11.47)	0:11.74 [7] (0:11.74)	3.37L	0:34.97	-2
8	17	JUST FRANK Zac Sprie	3	68.3 1000m	0:06.89 Overall	1:03.56 [8] (0:06.89)	0:56.67 [11] (0:10.94)	0:45.73 [10] (0:11.20)	0:34.53 [10] (0:11.56)	0:22.97 [10] (0:11.32)	0:11.65 [8] (0:11.65)	4.46L	0:34.53	-2
9	9	RAGMAN Ryan Wiggins	18	67.9 1000m	0:06.58 Overall	1:03.97 [9] (0:06.58)	0:57.39 [6] (0:10.94)	0:46.45 [5] (0:11.13)	0:35.32 [5] (0:11.88)	0:23.44 [9] (0:11.61)	0:11.83 [9] (0:11.83)	6.84L	0:35.32	+7
10	3	ACOUSTIX Tasha Chambers	2	67.3 1000m	0:06.75 Overall	1:04.14 [10] (0:06.75)	0:57.39 [9] (0:11.01)	0:46.38 [9] (0:11.20)	0:35.18 [9] (0:11.65)	0:23.53 [11] (0:11.61)	0:11.92 [10] (0:11.92)	7.87L	0:35.18	-5

Scratched: Step This Way (#10), Seisme (#11), Divine Hunter (#16), Kahaylaan (#2), Nano Star (#12), Hellish (#1), Sensationabull (#14)

[] Ranking at each section and finish
-:-:- No data available at this section
NA No data available

SCN Saddle cloth number
DNF Did not finish
DNT Did not track



Mackay QLD Professional

Race 2: LADBROKE IT! RATINGS BAND 0 - 60 Handicap - 1100m

10 August 2024 - 13:07



MACKAY TURF CLUB

Ooralea Racecourse

Track Rating: Good 4, Weather: Fine, Rail Position: True

Section	Overall	1000m	800m	600m	400m	200m	Last 600m
Field Times	1:02.80 (0:06.31)	0:56.49 (0:10.80)	0:45.69 (0:11.12)	0:34.57 (0:11.70)	0:22.87 (0:11.33)	0:11.54 (0:11.54)	0:34.57

Rank	TAB	Horse/Jockey	Barrier	Top Speed [km/h]	Fastest Section	Overall	1000m	800m	600m	400m	200m	Margin	Distance Travelled [m]	
11	15	JEWELMAE	13	67.4	0:06.54	1:04.56 [11]	0:58.02 [5]	0:46.97 [7]	0:35.78 [8]	0:24.08 [8]	0:12.29 [11]	10.34L	0:35.78	+4
		Jackson Murphy		1000m	Overall	(0:06.54)	(0:11.05)	(0:11.19)	(0:11.70)	(0:11.79)	(0:12.29)			

Scratched: Step This Way (#10), Seisme (#11), Divine Hunter (#16), Kahaylaan (#2), Nano Star (#12), Hellish (#1), Sensationabull (#14)

[] Ranking at each section and finish
 -:-:- No data available at this section
 NA No data available

SCN Saddle cloth number
 DNF Did not finish
 DNT Did not track



Horse/Jockey Name	Gold Academy
Final Rank	1
Fastest Section Time (Section)	0:06.38 (Overall)
Top Speed [km/h] (Section)	67.2 (1000m)
Race State	Finished



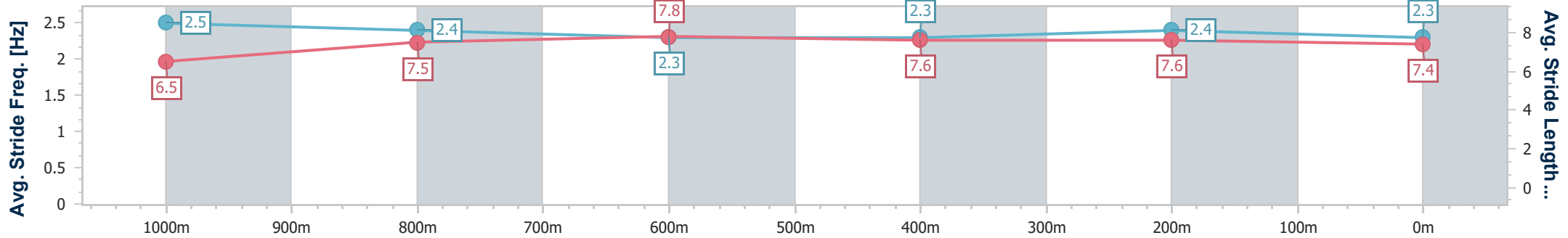
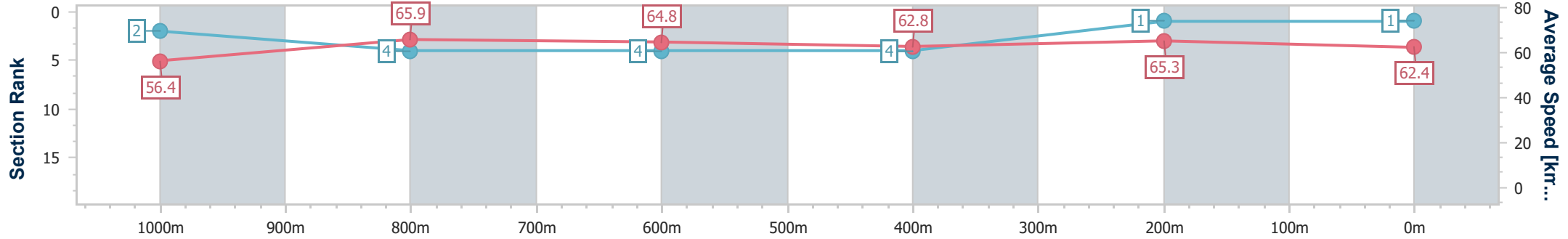
Mackay QLD Professional
Race 2: LADBROKE IT! RATINGS BAND 0 - 60 Handicap - 1100m



10 August 2024 - 13:07

Track Rating: Good 4, Weather: Fine, Rail Position: True

Section	Overall	1000m	800m	600m	400m	200m
Section Times	1:02.80 [1] (0:06.38)	0:56.42 [2] (0:10.97)	0:45.45 [4] (0:11.20)	0:34.25 [4] (0:11.65)	0:22.60 [4] (0:11.06)	0:11.54 [1] (0:11.54)
Average Speed [km/h]	56.4	65.9	64.8	62.8	65.3	62.4
Top Speed [km/h]	64.0	67.2	66.9	63.7	67.1	65.7
Avg. Dist. to Rail [m]	3.1	1.9	2.4	1.5	2.3	1.5
Avg. Stride Freq. [Hz]	2.5	2.4	2.3	2.3	2.4	2.3
Avg. Stride Length [m]	6.5	7.5	7.8	7.6	7.6	7.4



- [] Ranking at each section and finish
- .-.- No data available at this section
- NA No data available



Horse/Jockey Name	Private Cheetah
Final Rank	2
Fastest Section Time (Section)	0:06.60 (Overall)
Top Speed [km/h] (Section)	67.6 (1000m)
Race State	Finished



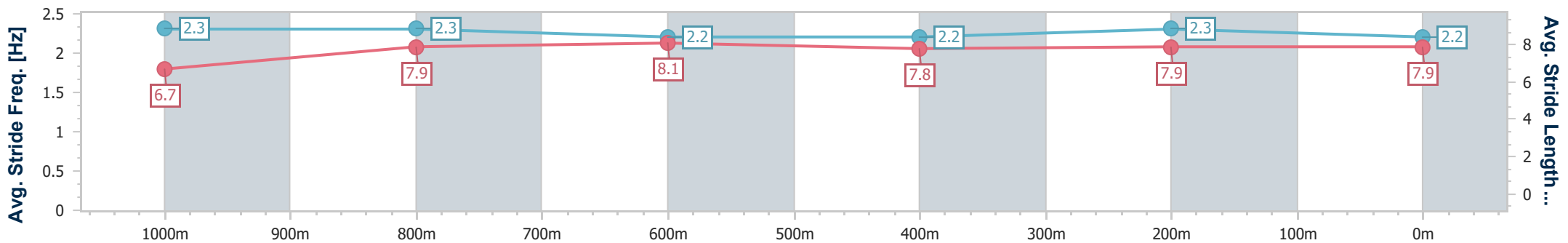
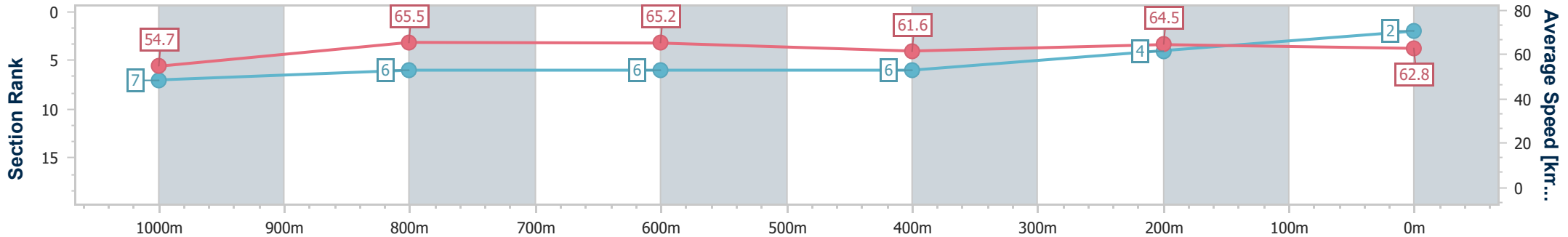
Mackay QLD Professional
Race 2: LADBROKE IT! RATINGS BAND 0 - 60 Handicap - 1100m



10 August 2024 - 13:07

Track Rating: Good 4, Weather: Fine, Rail Position: True

Section	Overall	1000m	800m	600m	400m	200m
Section Times	1:03.00 [2] (0:06.60)	0:56.40 [7] (0:10.98)	0:45.42 [6] (0:11.10)	0:34.32 [6] (0:11.70)	0:22.62 [6] (0:11.17)	0:11.45 [4] (0:11.45)
Average Speed [km/h]	54.7	65.5	65.2	61.6	64.5	62.8
Top Speed [km/h]	61.6	67.6	66.8	63.6	66.2	65.4
Avg. Dist. to Rail [m]	4.9	1.2	0.7	0.5	2.0	3.2
Avg. Stride Freq. [Hz]	2.3	2.3	2.2	2.2	2.3	2.2
Avg. Stride Length [m]	6.7	7.9	8.1	7.8	7.9	7.9



- [] Ranking at each section and finish
- .-.- No data available at this section
- NA No data available



Horse/Jockey Name	Whitsunday Session
Final Rank	3
Fastest Section Time (Section)	0:06.31 (Overall)
Top Speed [km/h] (Section)	68.0 (1000m)
Race State	Finished



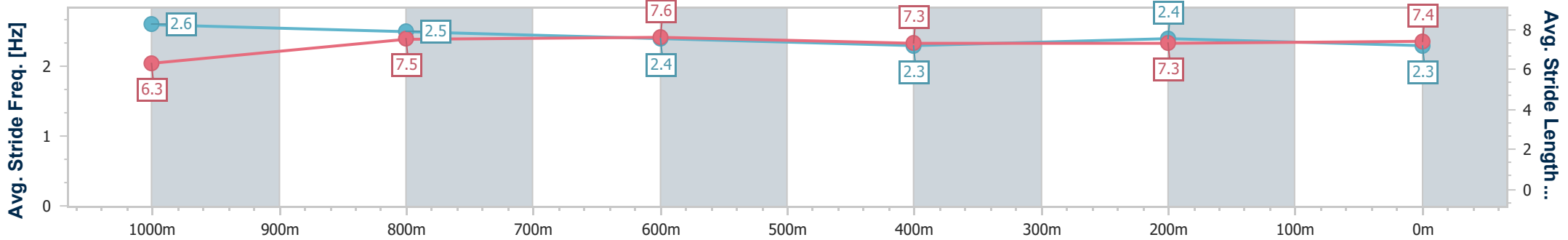
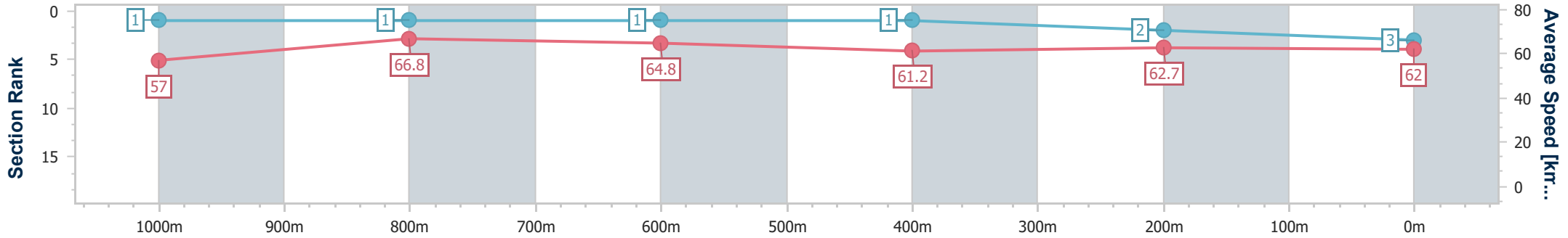
Mackay QLD Professional
Race 2: LADBROKE IT! RATINGS BAND 0 - 60 Handicap - 1100m



10 August 2024 - 13:07

Track Rating: Good 4, Weather: Fine, Rail Position: True

Section	Overall	1000m	800m	600m	400m	200m
Section Times	1:03.03 [3] (0:06.31)	0:56.72 [1] (0:10.80)	0:45.92 [1] (0:11.12)	0:34.80 [1] (0:11.70)	0:23.10 [1] (0:11.45)	0:11.65 [2] (0:11.65)
Average Speed [km/h]	57.0	66.8	64.8	61.2	62.7	62.0
Top Speed [km/h]	64.1	68.0	66.4	61.9	65.3	64.7
Avg. Dist. to Rail [m]	7.0	0.6	0.6	0.5	0.7	0.8
Avg. Stride Freq. [Hz]	2.6	2.5	2.4	2.3	2.4	2.3
Avg. Stride Length [m]	6.3	7.5	7.6	7.3	7.3	7.4



- [] Ranking at each section and finish
- .-.- No data available at this section
- NA No data available



Horse/Jockey Name	Bold Zip
Final Rank	4
Fastest Section Time (Section)	0:06.80 (Overall)
Top Speed [km/h] (Section)	67.8 (1000m)
Race State	Finished



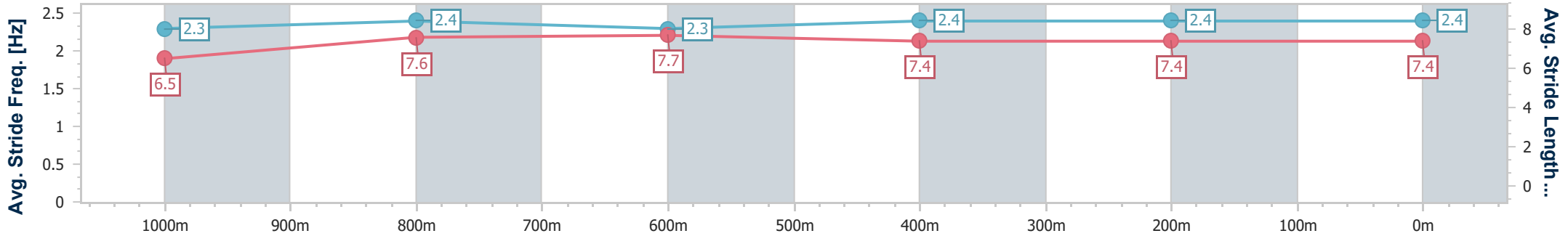
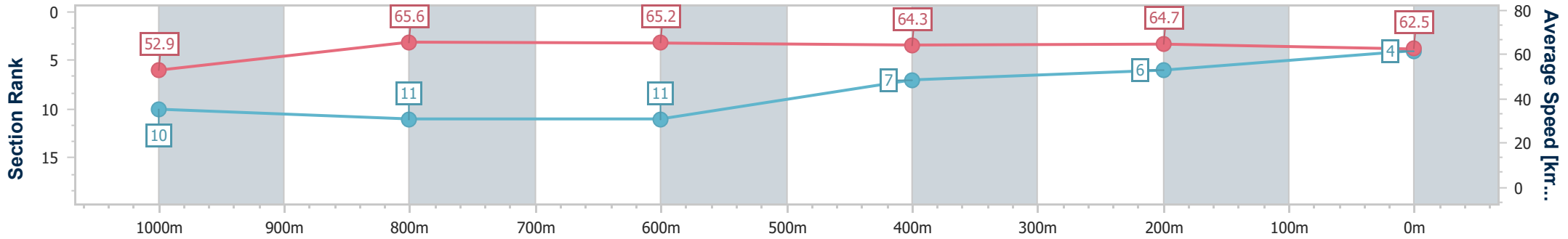
Mackay QLD Professional
Race 2: LADBROKE IT! RATINGS BAND 0 - 60 Handicap - 1100m



10 August 2024 - 13:07

Track Rating: Good 4, Weather: Fine, Rail Position: True

Section	Overall	1000m	800m	600m	400m	200m
Section Times	1:03.19 [4] (0:06.80)	0:56.39 [10] (0:11.11)	0:45.28 [11] (0:11.14)	0:34.14 [11] (0:11.38)	0:22.76 [7] (0:11.20)	0:11.56 [6] (0:11.56)
Average Speed [km/h]	52.9	65.6	65.2	64.3	64.7	62.5
Top Speed [km/h]	62.1	67.8	66.2	65.9	66.6	65.6
Avg. Dist. to Rail [m]	6.1	3.4	3.3	2.3	3.6	3.4
Avg. Stride Freq. [Hz]	2.3	2.4	2.3	2.4	2.4	2.4
Avg. Stride Length [m]	6.5	7.6	7.7	7.4	7.4	7.4



- [] Ranking at each section and finish
- .-.- No data available at this section
- NA No data available



Horse/Jockey Name	Hartshorn
Final Rank	5
Fastest Section Time (Section)	0:06.51 (Overall)
Top Speed [km/h] (Section)	69.9 (1000m)
Race State	Finished



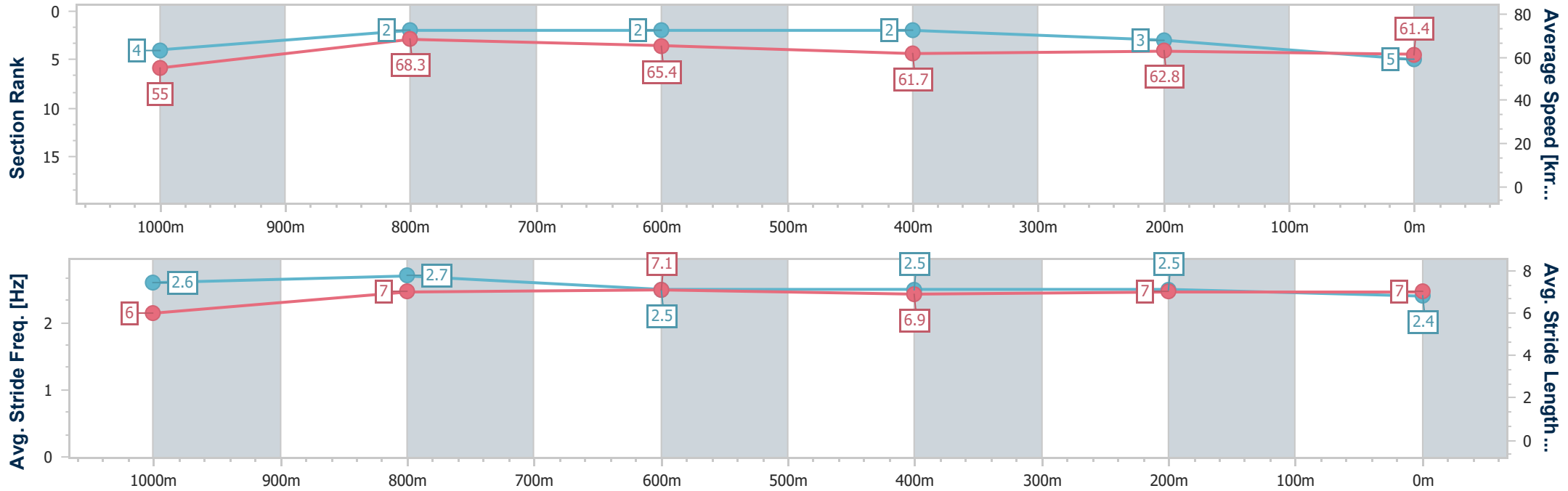
Mackay QLD Professional
Race 2: LADBROKE IT! RATINGS BAND 0 - 60 Handicap - 1100m



10 August 2024 - 13:07

Track Rating: Good 4, Weather: Fine, Rail Position: True

Section	Overall	1000m	800m	600m	400m	200m
Section Times	1:03.28 [5] (0:06.51)	0:56.77 [4] (0:10.65)	0:46.12 [2] (0:11.09)	0:35.03 [2] (0:11.76)	0:23.27 [2] (0:11.53)	0:11.74 [3] (0:11.74)
Average Speed [km/h]	55.0	68.3	65.4	61.7	62.8	61.4
Top Speed [km/h]	64.6	69.9	67.8	63.2	64.6	64.5
Avg. Dist. to Rail [m]	7.0	3.2	2.7	0.8	2.2	2.3
Avg. Stride Freq. [Hz]	2.6	2.7	2.5	2.5	2.5	2.4
Avg. Stride Length [m]	6.0	7.0	7.1	6.9	7.0	7.0



- [] Ranking at each section and finish
- .-.- No data available at this section
- NA No data available



Horse/Jockey Name	Harvesta
Final Rank	6
Fastest Section Time (Section)	0:06.62 (Overall)
Top Speed [km/h] (Section)	67.9 (1000m)
Race State	Finished



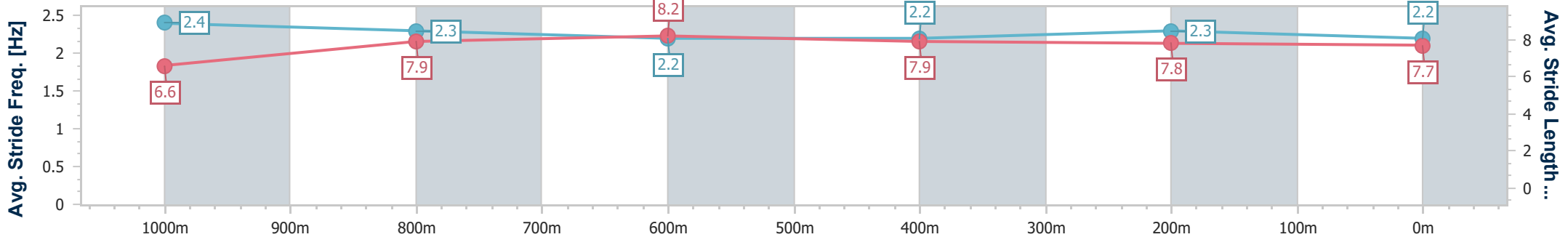
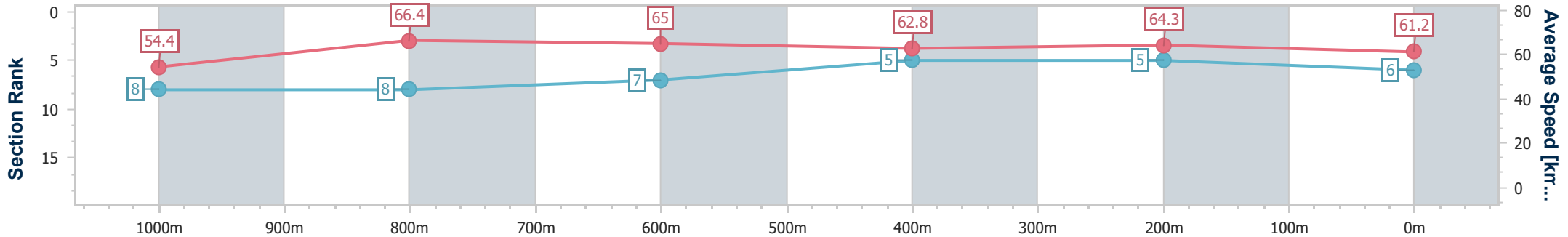
Mackay QLD Professional
Race 2: LADBROKE IT! RATINGS BAND 0 - 60 Handicap - 1100m

10 August 2024 - 13:07

Track Rating: Good 4, Weather: Fine, Rail Position: True



Section	Overall	1000m	800m	600m	400m	200m
Section Times	1:03.34 [6] (0:06.62)	0:56.72 [8] (0:10.97)	0:45.75 [8] (0:11.17)	0:34.58 [7] (0:11.59)	0:22.99 [5] (0:11.24)	0:11.75 [5] (0:11.75)
Average Speed [km/h]	54.4	66.4	65.0	62.8	64.3	61.2
Top Speed [km/h]	63.7	67.9	66.5	63.6	65.2	65.0
Avg. Dist. to Rail [m]	10.7	3.2	2.6	1.5	2.7	3.5
Avg. Stride Freq. [Hz]	2.4	2.3	2.2	2.2	2.3	2.2
Avg. Stride Length [m]	6.6	7.9	8.2	7.9	7.8	7.7



- [] Ranking at each section and finish
- .-.- No data available at this section
- NA No data available



Horse/Jockey Name	Flaming Homer
Final Rank	7
Fastest Section Time (Section)	0:06.38 (Overall)
Top Speed [km/h] (Section)	67.2 (1000m)
Race State	Finished



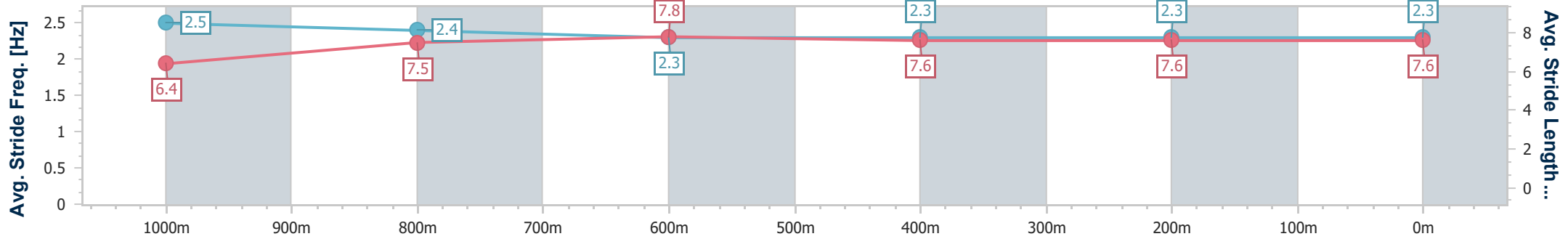
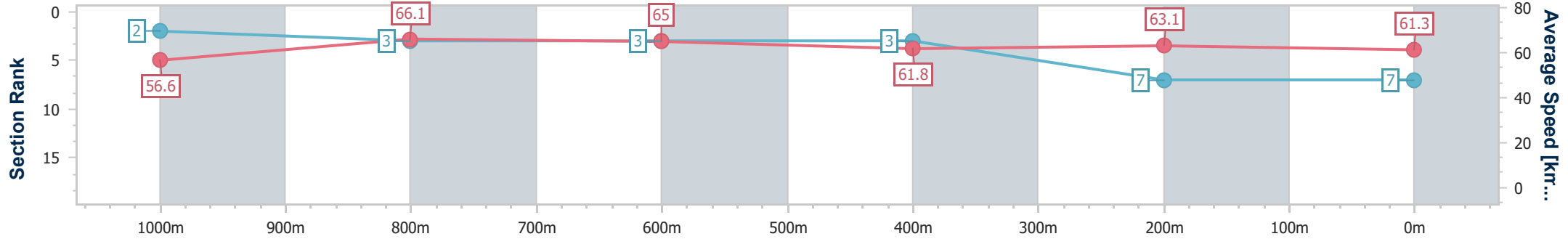
Mackay QLD Professional
Race 2: LADBROKE IT! RATINGS BAND 0 - 60 Handicap - 1100m



10 August 2024 - 13:07

Track Rating: Good 4, Weather: Fine, Rail Position: True

Section	Overall	1000m	800m	600m	400m	200m
Section Times	1:03.38 [7] (0:06.38)	0:57.00 [2] (0:10.93)	0:46.07 [3] (0:11.10)	0:34.97 [3] (0:11.76)	0:23.21 [3] (0:11.47)	0:11.74 [7] (0:11.74)
Average Speed [km/h]	56.6	66.1	65.0	61.8	63.1	61.3
Top Speed [km/h]	65.0	67.2	66.7	63.0	64.7	63.5
Avg. Dist. to Rail [m]	2.1	0.8	1.0	1.4	2.5	0.9
Avg. Stride Freq. [Hz]	2.5	2.4	2.3	2.3	2.3	2.3
Avg. Stride Length [m]	6.4	7.5	7.8	7.6	7.6	7.6



- [] Ranking at each section and finish
- .-.- No data available at this section
- NA No data available



Horse/Jockey Name	Just Frank
Final Rank	8
Fastest Section Time (Section)	0:06.89 (Overall)
Top Speed [km/h] (Section)	68.3 (1000m)
Race State	Finished



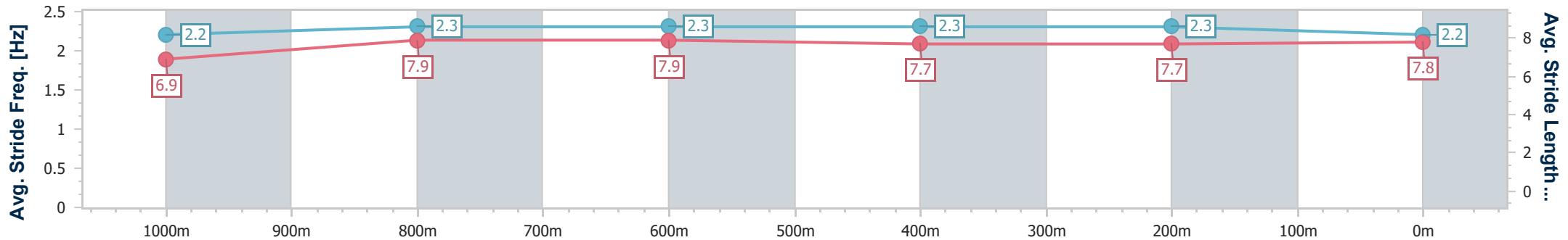
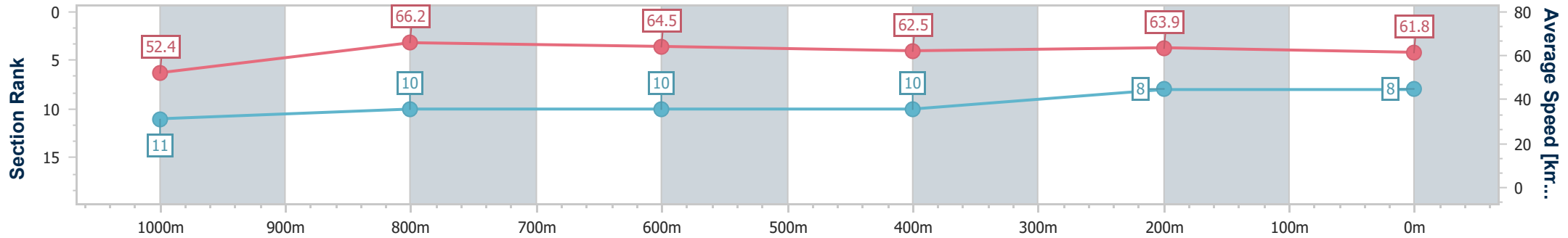
Mackay QLD Professional
Race 2: LADBROKE IT! RATINGS BAND 0 - 60 Handicap - 1100m



10 August 2024 - 13:07

Track Rating: Good 4, Weather: Fine, Rail Position: True

Section	Overall	1000m	800m	600m	400m	200m
Section Times	1:03.56 [8] (0:06.89)	0:56.67 [11] (0:10.94)	0:45.73 [10] (0:11.20)	0:34.53 [10] (0:11.56)	0:22.97 [10] (0:11.32)	0:11.65 [8] (0:11.65)
Average Speed [km/h]	52.4	66.2	64.5	62.5	63.9	61.8
Top Speed [km/h]	62.1	68.3	65.9	63.9	65.0	63.9
Avg. Dist. to Rail [m]	4.2	1.6	1.1	0.9	2.8	5.6
Avg. Stride Freq. [Hz]	2.2	2.3	2.3	2.3	2.3	2.2
Avg. Stride Length [m]	6.9	7.9	7.9	7.7	7.7	7.8



- [] Ranking at each section and finish
- .-.- No data available at this section
- NA No data available



Horse/Jockey Name	Ragman
Final Rank	9
Fastest Section Time (Section)	0:06.58 (Overall)
Top Speed [km/h] (Section)	67.9 (1000m)
Race State	Finished



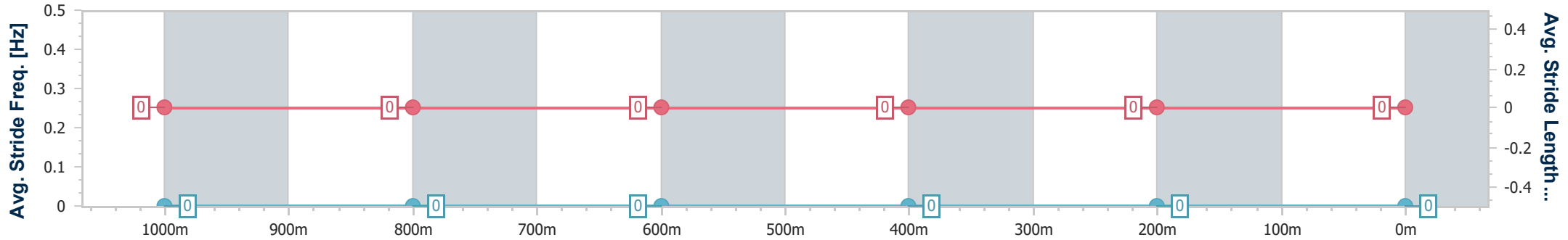
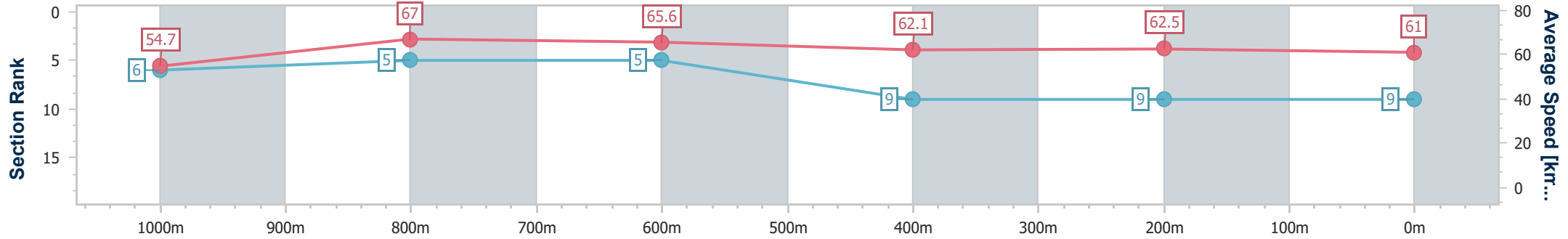
Mackay QLD Professional
Race 2: LADBROKE IT! RATINGS BAND 0 - 60 Handicap - 1100m

10 August 2024 - 13:07

Track Rating: Good 4, Weather: Fine, Rail Position: True



Section	Overall	1000m	800m	600m	400m	200m
Section Times	1:03.97 [9] (0:06.58)	0:57.39 [6] (0:10.94)	0:46.45 [5] (0:11.13)	0:35.32 [5] (0:11.88)	0:23.44 [9] (0:11.61)	0:11.83 [9] (0:11.83)
Average Speed [km/h]	54.7	67.0	65.6	62.1	62.5	61.0
Top Speed [km/h]	62.9	67.9	67.1	63.5	63.7	63.8
Avg. Dist. to Rail [m]	12.7	5.5	3.6	3.5	5.5	6.8
Avg. Stride Freq. [Hz]	---	---	---	---	---	---
Avg. Stride Length [m]	---	---	---	---	---	---



- [] Ranking at each section and finish
- No data available at this section
- NA No data available



Horse/Jockey Name	Acoustix
Final Rank	10
Fastest Section Time (Section)	0:06.75 (Overall)
Top Speed [km/h] (Section)	67.3 (1000m)
Race State	Finished



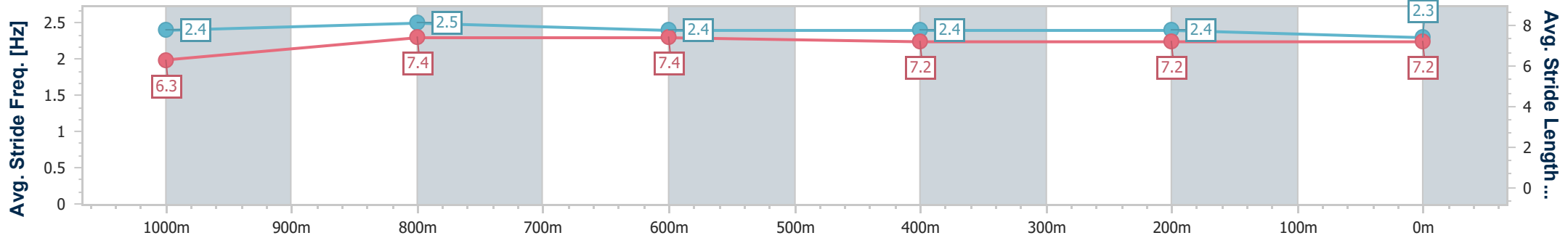
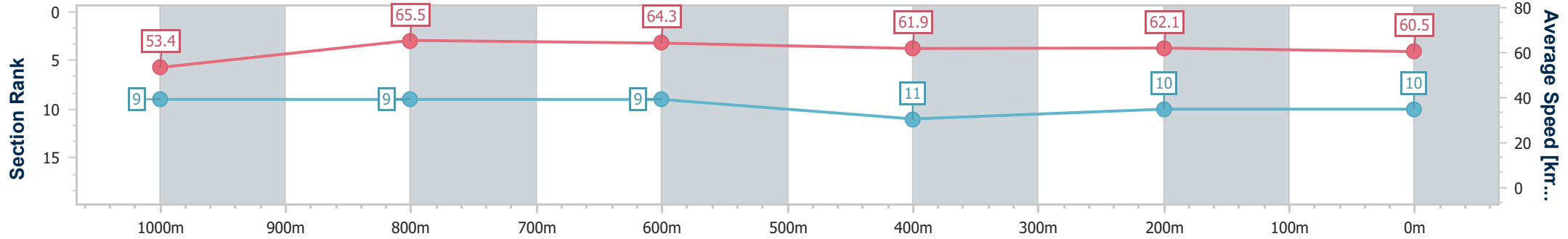
Mackay QLD Professional
Race 2: LADBROKE IT! RATINGS BAND 0 - 60 Handicap - 1100m



10 August 2024 - 13:07

Track Rating: Good 4, Weather: Fine, Rail Position: True

Section	Overall	1000m	800m	600m	400m	200m
Section Times	1:04.14 [10] (0:06.75)	0:57.39 [9] (0:11.01)	0:46.38 [9] (0:11.20)	0:35.18 [9] (0:11.65)	0:23.53 [11] (0:11.61)	0:11.92 [10] (0:11.92)
Average Speed [km/h]	53.4	65.5	64.3	61.9	62.1	60.5
Top Speed [km/h]	61.7	67.3	66.1	63.1	62.7	62.4
Avg. Dist. to Rail [m]	3.2	0.7	0.7	0.6	1.3	1.6
Avg. Stride Freq. [Hz]	2.4	2.5	2.4	2.4	2.4	2.3
Avg. Stride Length [m]	6.3	7.4	7.4	7.2	7.2	7.2



- [] Ranking at each section and finish
- .-.- No data available at this section
- NA No data available



Horse/Jockey Name	Jewelmae
Final Rank	11
Fastest Section Time (Section)	0:06.54 (Overall)
Top Speed [km/h] (Section)	67.4 (1000m)
Race State	Finished



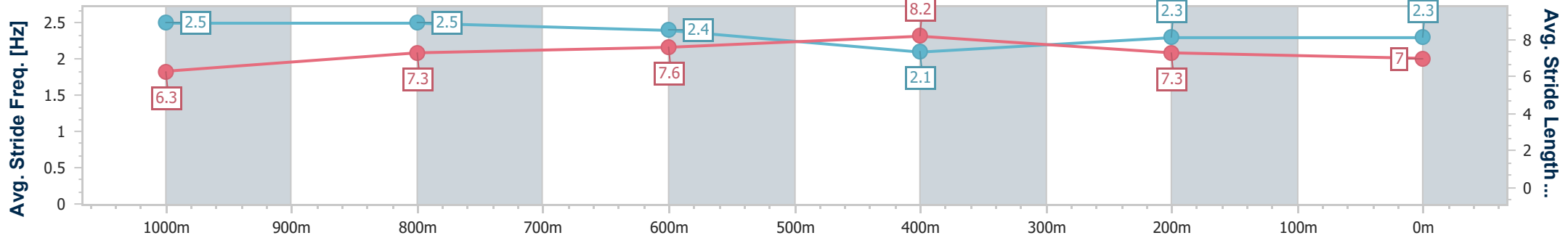
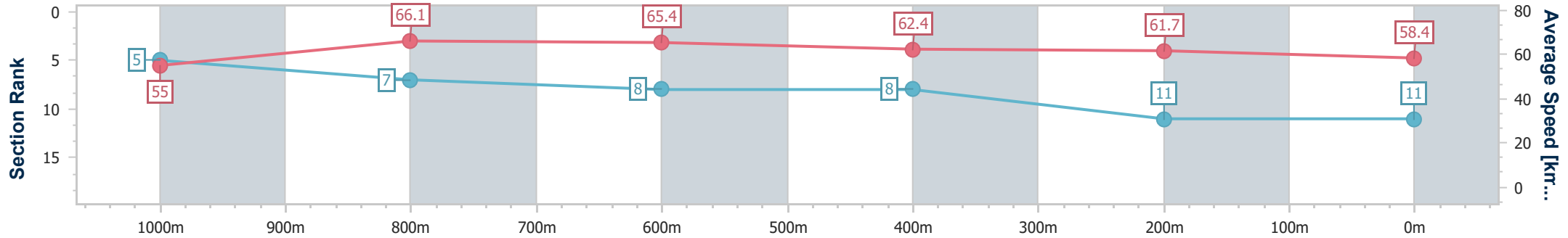
Mackay QLD Professional
Race 2: LADBROKE IT! RATINGS BAND 0 - 60 Handicap - 1100m



10 August 2024 - 13:07

Track Rating: Good 4, Weather: Fine, Rail Position: True

Section	Overall	1000m	800m	600m	400m	200m
Section Times	1:04.56 [11] (0:06.54)	0:58.02 [5] (0:11.05)	0:46.97 [7] (0:11.19)	0:35.78 [8] (0:11.70)	0:24.08 [8] (0:11.79)	0:12.29 [11] (0:12.29)
Average Speed [km/h]	55.0	66.1	65.4	62.4	61.7	58.4
Top Speed [km/h]	64.7	67.4	66.5	63.9	62.4	62.1
Avg. Dist. to Rail [m]	10.1	4.8	4.6	1.8	4.3	3.8
Avg. Stride Freq. [Hz]	2.5	2.5	2.4	2.1	2.3	2.3
Avg. Stride Length [m]	6.3	7.3	7.6	8.2	7.3	7.0



- [] Ranking at each section and finish
- .-.- No data available at this section
- NA No data available