



Mackay QLD Professional

Race 1: STARCUT FLOWERS QTIS Three-Year-Old Handicap - 1100m

10 August 2024 - 12:30



MACKAY TURF CLUB
Ooralea Racecourse

Track Rating: Good 4, Weather: Fine, Rail Position: True

Section												Last 600m					
Field Times		Overall	1000m	800m	600m	400m	200m						0:34.49				
		1:05.85 (0:09.73)	0:56.12 (0:10.66)	0:45.46 (0:10.97)	0:34.49 (0:11.34)	0:23.15 (0:11.41)	0:11.74 (0:11.74)										
Rank	TAB	Horse/Jockey	Barrier	Top Speed [km/h]	Fastest Section											Margin	Distance Travelled [m]
1	3	THAT'S INTERESTING Justin Stanley	7	70.5 1000m	0:09.96 Overall	1:05.85 [1] (0:09.96)	0:55.89 [2] (0:10.58)	0:45.31 [2] (0:10.82)	0:34.49 [1] (0:11.37)	0:23.12 [2] (0:11.38)	0:11.74 [1] (0:11.74)	1:05.85	0:34.49				
2	1	ASK ME MATE Tasha Chambers	5	69.7 1000m	0:10.23 Overall	1:06.01 [2] (0:10.23)	0:55.78 [8] (0:10.76)	0:45.02 [5] (0:10.87)	0:34.15 [6] (0:11.28)	0:22.87 [6] (0:11.25)	0:11.62 [4] (0:11.62)	0.95L	0:34.15	+1			
3	2	MISHANI DESTINY Chelsea Jokic	1	67.8 1000m	0:10.27 Overall	1:06.12 [3] (0:10.27)	0:55.85 [9] (0:11.14)	0:44.71 [9] (0:10.95)	0:33.76 [9] (0:11.07)	0:22.69 [9] (0:11.06)	0:11.63 [5] (0:11.63)	1.61L	0:33.76	+0			
4	5	POWER OF KATIE Warwick Satherley	4	68.8 1000m	0:10.03 Overall	1:06.26 [4] (0:10.03)	0:56.23 [5] (0:10.74)	0:45.49 [3] (0:10.87)	0:34.62 [3] (0:11.33)	0:23.29 [3] (0:11.38)	0:11.91 [3] (0:11.91)	2.45L	0:34.62	-1			
5	4	CARACRISTI Justin Huxtable	6	68.8 800m	0:10.17 Overall	1:06.28 [5] (0:10.17)	0:56.11 [7] (0:11.06)	0:45.05 [8] (0:10.80)	0:34.25 [8] (0:11.23)	0:23.02 [8] (0:11.31)	0:11.71 [6] (0:11.71)	2.56L	0:34.25	-5			
6	6	MOSCOW CITY Ryan Wiggins	3	70.0 1000m	0:09.73 Overall	1:06.38 [6] (0:09.73)	0:56.65 [1] (0:10.66)	0:45.99 [1] (0:10.98)	0:35.01 [2] (0:11.33)	0:23.68 [1] (0:11.46)	0:12.22 [2] (0:12.22)	3.11L	0:35.01	-5			
7	7	SECRET BOOM Anthony Allen	8	68.6 800m	0:10.01 Overall	1:06.61 [7] (0:10.01)	0:56.60 [3] (0:11.02)	0:45.58 [6] (0:10.95)	0:34.63 [7] (0:11.20)	0:23.43 [7] (0:11.44)	0:11.99 [7] (0:11.99)	4.5L	0:34.63	-1			
8	8	ALLDABURGERS Shannon Apthorpe	2	68.5 1000m	0:10.01 Overall	1:06.64 [8] (0:10.01)	0:56.63 [4] (0:10.86)	0:45.77 [4] (0:10.96)	0:34.81 [4] (0:11.25)	0:23.56 [4] (0:11.55)	0:12.01 [8] (0:12.01)	4.64L	0:34.81	-6			
9	9	MISHANI OPAL Micheal Hellyer	9	69.0 800m	0:10.08 Overall	1:06.86 [9] (0:10.08)	0:56.78 [6] (0:11.01)	0:45.77 [7] (0:10.76)	0:35.01 [5] (0:11.27)	0:23.74 [5] (0:11.54)	0:12.20 [9] (0:12.20)	5.96L	0:35.01	+3			

[] Ranking at each section and finish
 -:-:- No data available at this section
 NA No data available

SCN Saddle cloth number
 DNF Did not finish
 DNT Did not track



Horse/Jockey Name	That's Interesting
Final Rank	1
Fastest Section Time (Section)	0:09.96 (Overall)
Top Speed [km/h] (Section)	70.5 (1000m)
Race State	Finished



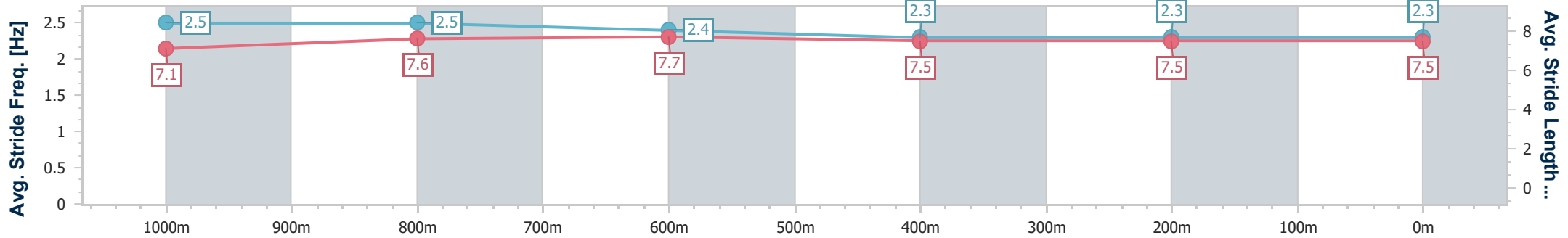
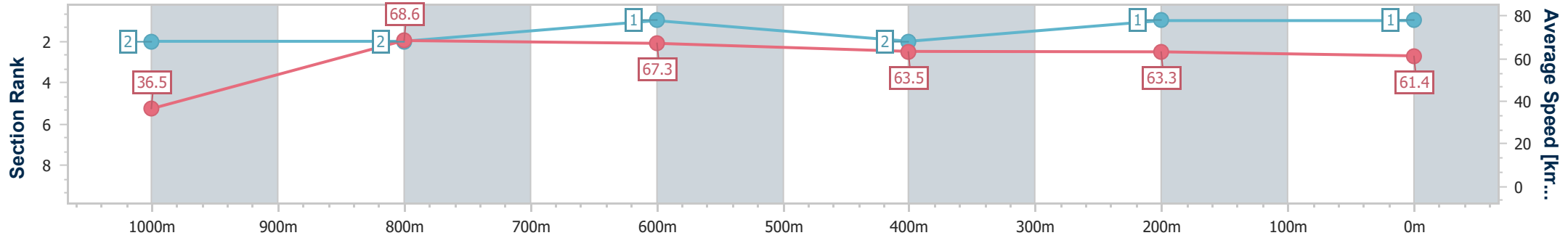
Mackay QLD Professional
Race 1: STARCUT FLOWERS QTIS Three-Year-Old Handicap - 1100m



10 August 2024 - 12:30

Track Rating: Good 4, Weather: Fine, Rail Position: True

Section	Overall	1000m	800m	600m	400m	200m
Section Times	1:05.85 [1] (0:09.96)	0:55.89 [2] (0:10.58)	0:45.31 [2] (0:10.82)	0:34.49 [1] (0:11.37)	0:23.12 [2] (0:11.38)	0:11.74 [1] (0:11.74)
Average Speed [km/h]	36.5	68.6	67.3	63.5	63.3	61.4
Top Speed [km/h]	64.9	70.5	69.1	64.3	64.3	63.6
Avg. Dist. to Rail [m]	8.0	4.3	2.5	0.6	1.9	2.3
Avg. Stride Freq. [Hz]	2.5	2.5	2.4	2.3	2.3	2.3
Avg. Stride Length [m]	7.1	7.6	7.7	7.5	7.5	7.5



- [] Ranking at each section and finish
- .-.- No data available at this section
- NA No data available



Horse/Jockey Name	Ask Me Mate
Final Rank	2
Fastest Section Time (Section)	0:10.23 (Overall)
Top Speed [km/h] (Section)	69.7 (1000m)
Race State	Finished



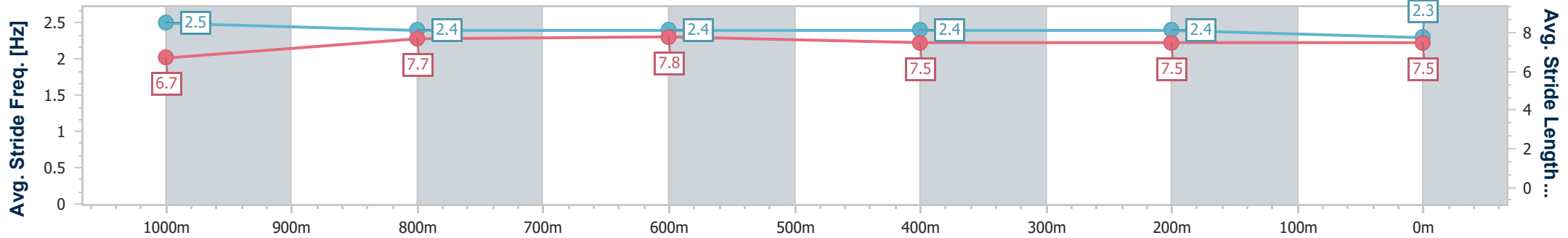
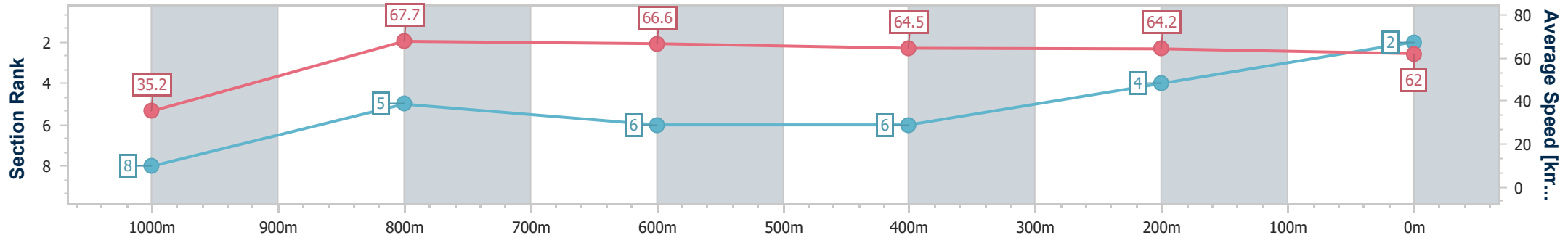
Mackay QLD Professional
Race 1: STARCUT FLOWERS QTIS Three-Year-Old Handicap - 1100m



10 August 2024 - 12:30

Track Rating: Good 4, Weather: Fine, Rail Position: True

Section	Overall	1000m	800m	600m	400m	200m
Section Times	1:06.01 [2] (0:10.23)	0:55.78 [8] (0:10.76)	0:45.02 [5] (0:10.87)	0:34.15 [6] (0:11.28)	0:22.87 [6] (0:11.25)	0:11.62 [4]
Average Speed [km/h]	35.2	67.7	66.6	64.5	64.2	62.0
Top Speed [km/h]	66.8	69.7	68.9	66.2	66.0	65.2
Avg. Dist. to Rail [m]	4.5	3.7	2.9	1.2	3.7	5.3
Avg. Stride Freq. [Hz]	2.5	2.4	2.4	2.4	2.4	2.3
Avg. Stride Length [m]	6.7	7.7	7.8	7.5	7.5	7.5



- [] Ranking at each section and finish
- .-.- No data available at this section
- NA No data available



Horse/Jockey Name	Mishani Destiny
Final Rank	3
Fastest Section Time (Section)	0:10.27 (Overall)
Top Speed [km/h] (Section)	67.8 (1000m)
Race State	Finished



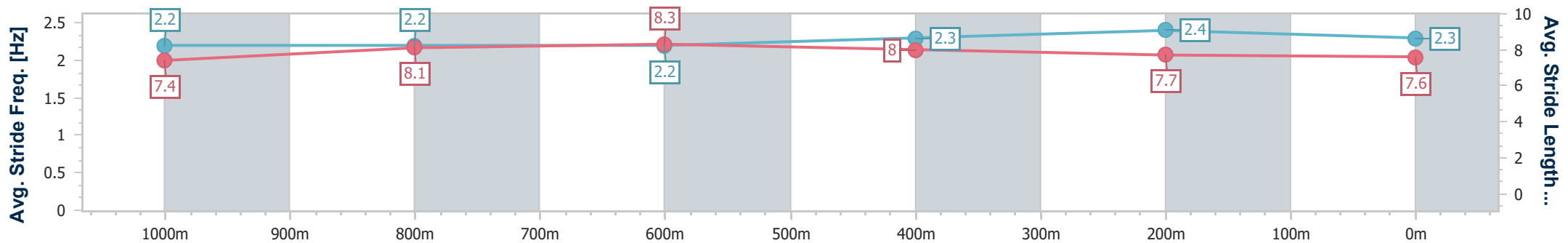
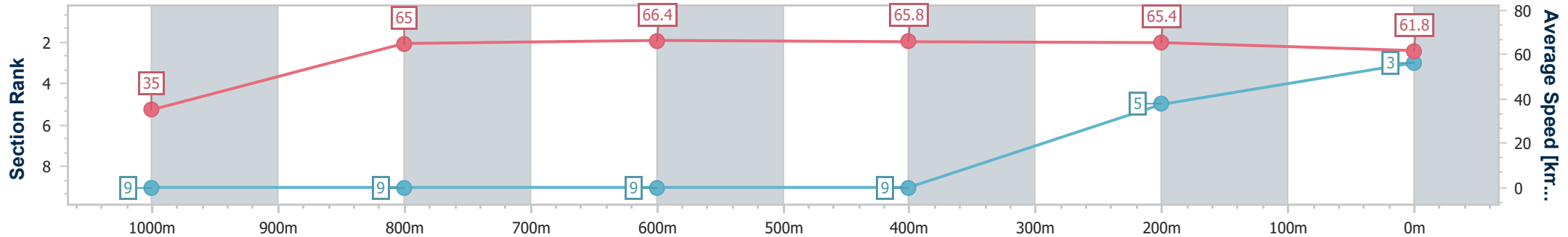
Mackay QLD Professional
Race 1: STARCUT FLOWERS QTIS Three-Year-Old Handicap - 1100m



10 August 2024 - 12:30

Track Rating: Good 4, Weather: Fine, Rail Position: True

Section	Overall	1000m	800m	600m	400m	200m
Section Times	1:06.12 [3] (0:10.27)	0:55.85 [9] (0:11.14)	0:44.71 [9] (0:10.95)	0:33.76 [9] (0:11.07)	0:22.69 [9] (0:11.06)	0:11.63 [5] (0:11.63)
Average Speed [km/h]	35.0	65.0	66.4	65.8	65.4	61.8
Top Speed [km/h]	59.8	67.8	67.1	66.2	66.5	64.6
Avg. Dist. to Rail [m]	2.7	2.0	2.1	1.3	4.9	7.1
Avg. Stride Freq. [Hz]	2.2	2.2	2.2	2.3	2.4	2.3
Avg. Stride Length [m]	7.4	8.1	8.3	8.0	7.7	7.6



- [] Ranking at each section and finish
- .-.- No data available at this section
- NA No data available



Horse/Jockey Name	Power Of Katie
Final Rank	4
Fastest Section Time (Section)	0:10.03 (Overall)
Top Speed [km/h] (Section)	68.8 (1000m)
Race State	Finished



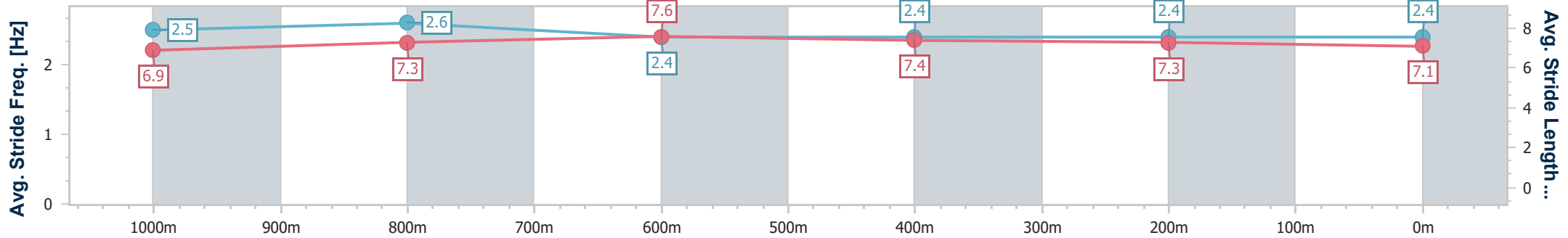
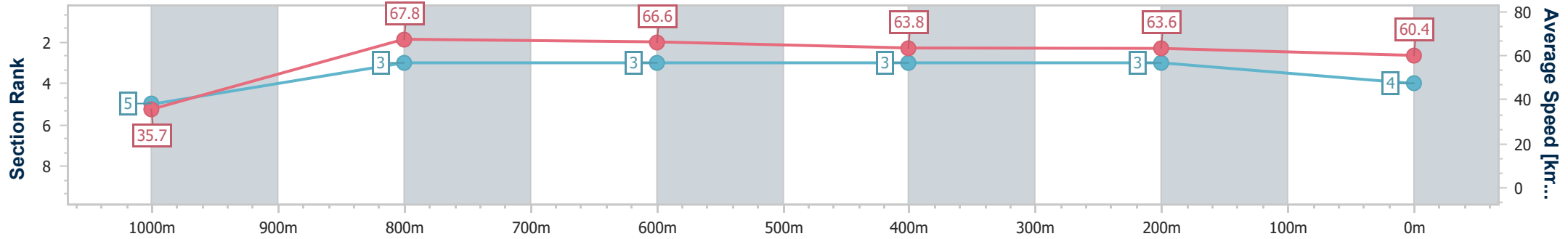
Mackay QLD Professional
Race 1: STARCUT FLOWERS QTIS Three-Year-Old Handicap - 1100m



10 August 2024 - 12:30

Track Rating: Good 4, Weather: Fine, Rail Position: True

Section	Overall	1000m	800m	600m	400m	200m
Section Times	1:06.26 [4] (0:10.03)	0:56.23 [5] (0:10.74)	0:45.49 [3] (0:10.87)	0:34.62 [3] (0:11.33)	0:23.29 [3] (0:11.38)	0:11.91 [3] (0:11.91)
Average Speed [km/h]	35.7	67.8	66.6	63.8	63.6	60.4
Top Speed [km/h]	64.5	68.8	68.4	64.8	64.7	63.0
Avg. Dist. to Rail [m]	4.8	2.9	1.8	0.8	2.6	3.7
Avg. Stride Freq. [Hz]	2.5	2.6	2.4	2.4	2.4	2.4
Avg. Stride Length [m]	6.9	7.3	7.6	7.4	7.3	7.1



- [] Ranking at each section and finish
- .-.- No data available at this section
- NA No data available



Horse/Jockey Name	Caracristi
Final Rank	5
Fastest Section Time (Section)	0:10.17 (Overall)
Top Speed [km/h] (Section)	68.8 (800m)
Race State	Finished



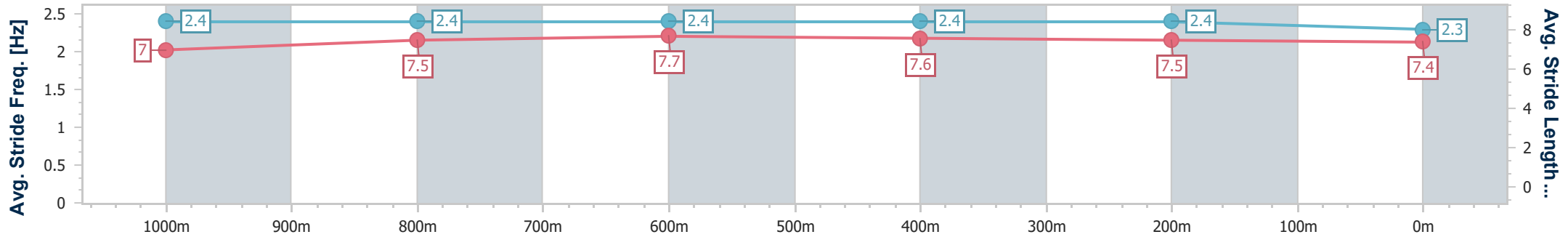
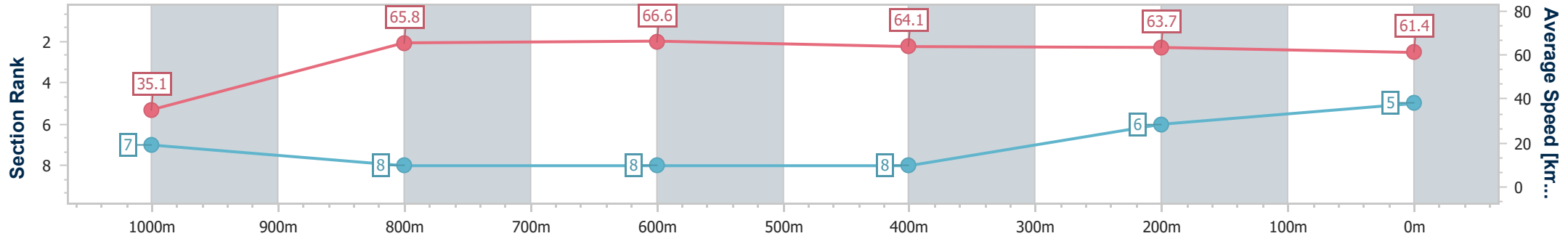
Mackay QLD Professional
Race 1: STARCUT FLOWERS QTIS Three-Year-Old Handicap - 1100m



10 August 2024 - 12:30

Track Rating: Good 4, Weather: Fine, Rail Position: True

Section	Overall	1000m	800m	600m	400m	200m
Section Times	1:06.28 [5] (0:10.17)	0:56.11 [7] (0:11.06)	0:45.05 [8] (0:10.80)	0:34.25 [8] (0:11.23)	0:23.02 [8] (0:11.31)	0:11.71 [6] (0:11.71)
Average Speed [km/h]	35.1	65.8	66.6	64.1	63.7	61.4
Top Speed [km/h]	59.9	67.6	68.8	65.6	64.6	63.8
Avg. Dist. to Rail [m]	6.2	2.0	1.4	0.5	2.6	2.2
Avg. Stride Freq. [Hz]	2.4	2.4	2.4	2.4	2.4	2.3
Avg. Stride Length [m]	7.0	7.5	7.7	7.6	7.5	7.4



- [] Ranking at each section and finish
- .-.- No data available at this section
- NA No data available



Horse/Jockey Name	Moscow City
Final Rank	6
Fastest Section Time (Section)	0:09.73 (Overall)
Top Speed [km/h] (Section)	70.0 (1000m)
Race State	Finished



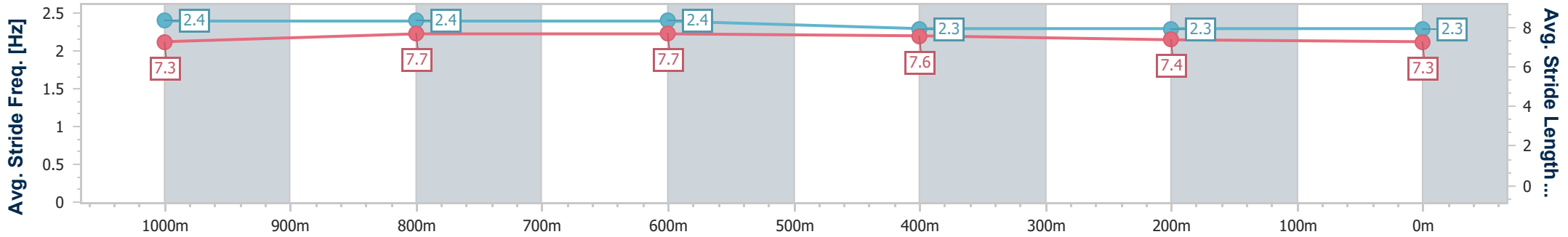
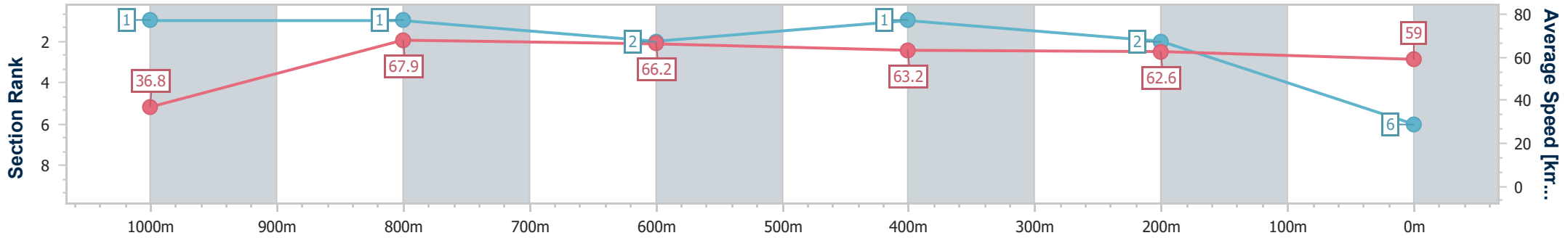
Mackay QLD Professional
Race 1: STARCUT FLOWERS QTIS Three-Year-Old Handicap - 1100m



10 August 2024 - 12:30

Track Rating: Good 4, Weather: Fine, Rail Position: True

Section	Overall	1000m	800m	600m	400m	200m
Section Times	1:06.38 [6] (0:09.73)	0:56.65 [1] (0:10.66)	0:45.99 [1] (0:10.98)	0:35.01 [2] (0:11.33)	0:23.68 [1] (0:11.46)	0:12.22 [2] (0:12.22)
Average Speed [km/h]	36.8	67.9	66.2	63.2	62.6	59.0
Top Speed [km/h]	64.0	70.0	69.6	63.9	64.1	62.5
Avg. Dist. to Rail [m]	4.5	1.5	2.9	0.8	0.7	1.0
Avg. Stride Freq. [Hz]	2.4	2.4	2.4	2.3	2.3	2.3
Avg. Stride Length [m]	7.3	7.7	7.7	7.6	7.4	7.3



- [] Ranking at each section and finish
- .-.- No data available at this section
- NA No data available



Horse/Jockey Name	Secret Boom
Final Rank	7
Fastest Section Time (Section)	0:10.01 (Overall)
Top Speed [km/h] (Section)	68.6 (800m)
Race State	Finished



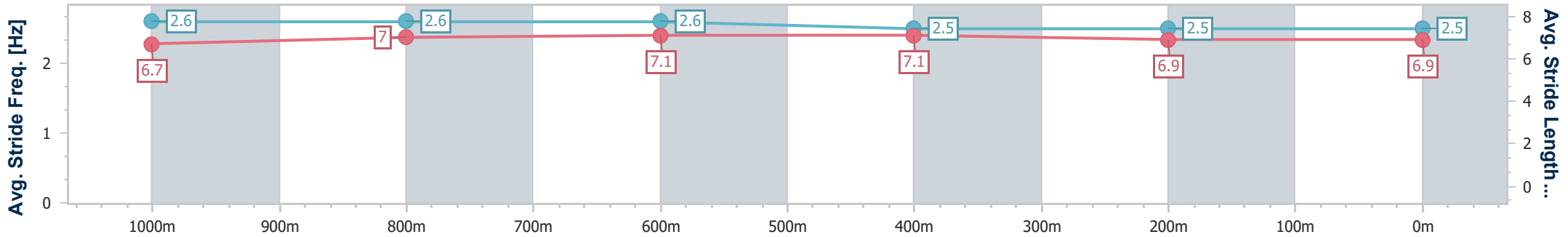
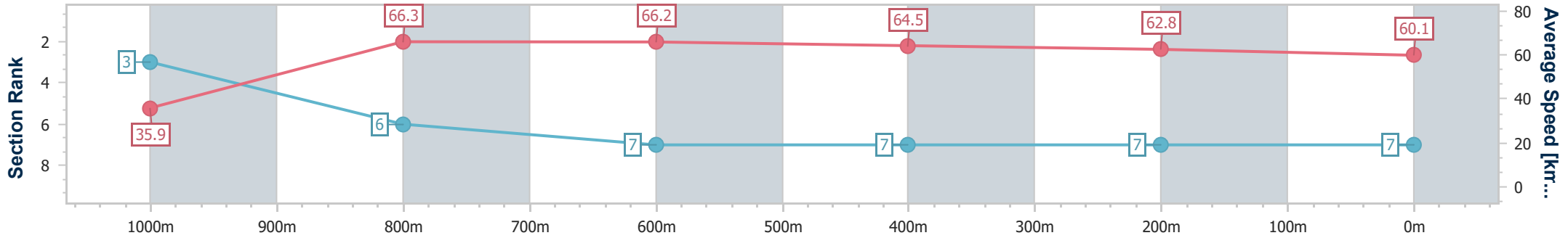
Mackay QLD Professional
Race 1: STARCUT FLOWERS QTIS Three-Year-Old Handicap - 1100m



10 August 2024 - 12:30

Track Rating: Good 4, Weather: Fine, Rail Position: True

Section	Overall	1000m	800m	600m	400m	200m
Section Times	1:06.61 [7] (0:10.01)	0:56.60 [3] (0:11.02)	0:45.58 [6] (0:10.95)	0:34.63 [7] (0:11.20)	0:23.43 [7] (0:11.44)	0:11.99 [7] (0:11.99)
Average Speed [km/h]	35.9	66.3	66.2	64.5	62.8	60.1
Top Speed [km/h]	63.3	67.3	68.6	66.1	65.0	64.4
Avg. Dist. to Rail [m]	8.9	4.0	2.2	0.3	2.8	5.1
Avg. Stride Freq. [Hz]	2.6	2.6	2.6	2.5	2.5	2.5
Avg. Stride Length [m]	6.7	7.0	7.1	7.1	6.9	6.9



- [] Ranking at each section and finish
- .-.- No data available at this section
- NA No data available



Horse/Jockey Name	Alldaburgers
Final Rank	8
Fastest Section Time (Section)	0:10.01 (Overall)
Top Speed [km/h] (Section)	68.5 (1000m)
Race State	Finished



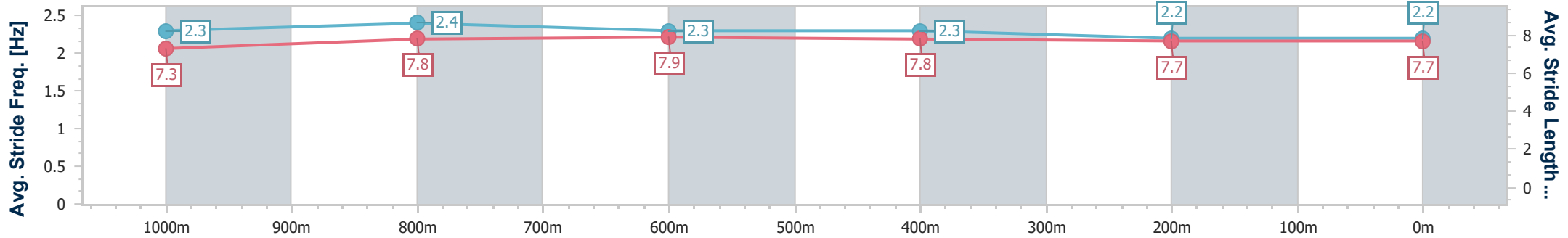
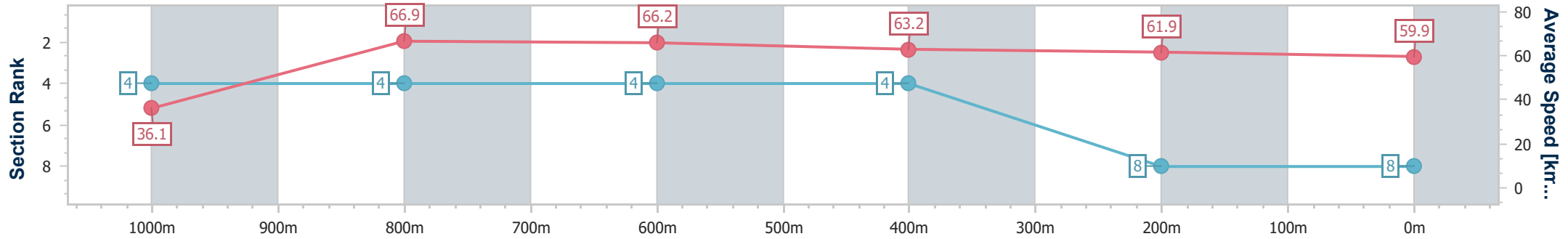
Mackay QLD Professional
Race 1: STARCUT FLOWERS QTIS Three-Year-Old Handicap - 1100m



10 August 2024 - 12:30

Track Rating: Good 4, Weather: Fine, Rail Position: True

Section	Overall	1000m	800m	600m	400m	200m
Section Times	1:06.64 [8] (0:10.01)	0:56.63 [4] (0:10.86)	0:45.77 [4] (0:10.96)	0:34.81 [4] (0:11.25)	0:23.56 [4] (0:11.55)	0:12.01 [8] (0:12.01)
Average Speed [km/h]	36.1	66.9	66.2	63.2	61.9	59.9
Top Speed [km/h]	62.7	68.5	68.1	64.0	62.4	62.5
Avg. Dist. to Rail [m]	3.7	3.4	3.1	2.0	1.5	1.1
Avg. Stride Freq. [Hz]	2.3	2.4	2.3	2.3	2.2	2.2
Avg. Stride Length [m]	7.3	7.8	7.9	7.8	7.7	7.7



- [] Ranking at each section and finish
- .-.- No data available at this section
- NA No data available



Horse/Jockey Name	Mishani Opal
Final Rank	9
Fastest Section Time (Section)	0:10.08 (Overall)
Top Speed [km/h] (Section)	69.0 (800m)
Race State	Finished



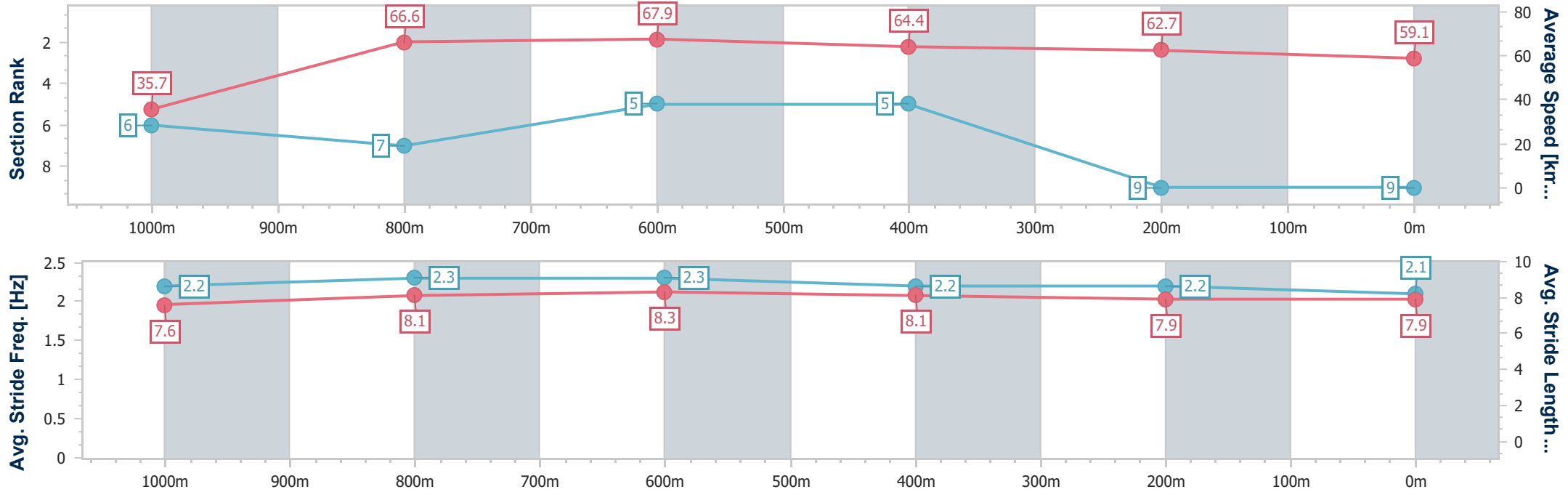
Mackay QLD Professional
Race 1: STARCUT FLOWERS QTIS Three-Year-Old Handicap - 1100m



10 August 2024 - 12:30

Track Rating: Good 4, Weather: Fine, Rail Position: True

Section	Overall	1000m	800m	600m	400m	200m
Section Times	1:06.86 [9] (0:10.08)	0:56.78 [6] (0:11.01)	0:45.77 [7] (0:10.76)	0:35.01 [5] (0:11.27)	0:23.74 [5] (0:11.54)	0:12.20 [9] (0:12.20)
Average Speed [km/h]	35.7	66.6	67.9	64.4	62.7	59.1
Top Speed [km/h]	62.8	68.1	69.0	65.3	63.5	62.3
Avg. Dist. to Rail [m]	10.5	5.9	4.6	1.4	3.5	5.7
Avg. Stride Freq. [Hz]	2.2	2.3	2.3	2.2	2.2	2.1
Avg. Stride Length [m]	7.6	8.1	8.3	8.1	7.9	7.9



- [] Ranking at each section and finish
- .-.- No data available at this section
- NA No data available