



Ipswich QLD Professional
Race 5: IMPERIAL RACING Colts, Geldings and Entires Maiden
Handicap - 1100m
09 August 2024 - 13:59



Track Rating: Soft 5, Weather: Fine, Rail Position: +10m Entire

Section		Field Times												
		Overall	1000m	800m	600m	400m	200m	Last 600m						
		1:05.67 (0:08.37)	0:57.30 (0:11.06)	0:46.24 (0:11.14)	0:35.10 (0:11.25)	0:23.85 (0:11.68)	0:12.17 (0:12.17)	0:35.10						
Rank	TAB	Horse/Jockey	Barrier	Top Speed [km/h]	Fastest Section								Margin	Distance Travelled [m]
1	2	EVERSTAR Boris Thornton	2	65.7	0:08.37	1:05.67 [1] (0:08.37)	0:57.30 [1] (0:11.06)	0:46.24 [1] (0:11.16)	0:35.08 [3] (0:11.24)	0:23.84 [2] (0:11.68)	0:12.16 [2] (0:12.16)	1:05.67	0:35.08	
2	8	RUM RUNNER Cody Collis	1	67.5	0:08.37	1:05.87 [2] (0:08.37)	0:57.50 [2] (0:11.08)	0:46.42 [2] (0:11.13)	0:35.29 [2] (0:11.24)	0:24.05 [1] (0:11.68)	0:12.37 [1] (0:12.37)	1.16L	0:35.29	-5
3	4	STAVRITZEL Andrew Mallyon	11	66.4	0:08.51	1:06.11 [3] (0:08.51)	0:57.60 [4] (0:11.14)	0:46.46 [6] (0:11.06)	0:35.40 [5] (0:11.34)	0:24.06 [5] (0:11.79)	0:12.27 [5] (0:12.27)	2.56L	0:35.40	+8
4	1	SIMPLY EXCELS James Orman	8	67.3	0:08.65	1:06.14 [4] (0:08.65)	0:57.49 [5] (0:10.99)	0:46.50 [5] (0:11.09)	0:35.41 [6] (0:11.32)	0:24.09 [4] (0:11.71)	0:12.38 [4] (0:12.38)	2.77L	0:35.41	-1
5	3	LION'S PRIDE Cejay Graham	3	66.7	0:08.44	1:06.19 [5] (0:08.44)	0:57.75 [3] (0:11.07)	0:46.68 [4] (0:11.06)	0:35.62 [1] (0:11.35)	0:24.27 [3] (0:11.82)	0:12.45 [3] (0:12.45)	3.07L	0:35.62	+1
6	5	BOOMLANDER Angela Jones	9	67.0	0:08.78	1:06.44 [6] (0:08.78)	0:57.66 [7] (0:11.16)	0:46.50 [7] (0:11.14)	0:35.36 [7] (0:11.39)	0:23.97 [7] (0:11.84)	0:12.13 [6] (0:12.13)	4.54L	0:35.36	+5
7	11	KOTONI Samantha Collett	10	67.0	0:09.15	1:06.56 [7] (0:09.15)	0:57.41 [9] (0:11.10)	0:46.31 [9] (0:10.98)	0:35.33 [8] (0:11.35)	0:23.98 [8] (0:11.76)	0:12.22 [7] (0:12.22)	5.23L	0:35.33	+3
8	10	INVISIBLE TARGET Chris Taylor	4	67.0	0:08.99	1:06.78 [8] (0:08.99)	0:57.79 [8] (0:11.20)	0:46.59 [8] (0:11.12)	0:35.47 [9] (0:11.39)	0:24.08 [9] (0:11.97)	0:12.11 [8] (0:12.11)	6.54L	0:35.47	-1
9	9	HAPPILYNAIVE Nozi Tomizawa	7	67.0	0:08.66	1:08.27 [9] (0:08.66)	0:59.61 [6] (0:10.83)	0:48.78 [3] (0:11.18)	0:37.60 [4] (0:11.71)	0:25.89 [6] (0:12.59)	0:13.30 [9] (0:13.30)	15.26L	0:37.60	-3

Scratched: King Potter (#7), Sennachie (#13), Like Smoke (#12), Herecomesantorini (#6)

[] Ranking at each section and finish
 -:-:- No data available at this section
 NA No data available
 SCN Saddle cloth number
 DNF Did not finish
 DNT Did not track



Horse/Jockey Name	Everstar
Final Rank	1
Fastest Section Time (Section)	0:08.37 (Overall)
Top Speed [km/h] (Section)	65.7 (1000m)
Race State	Finished



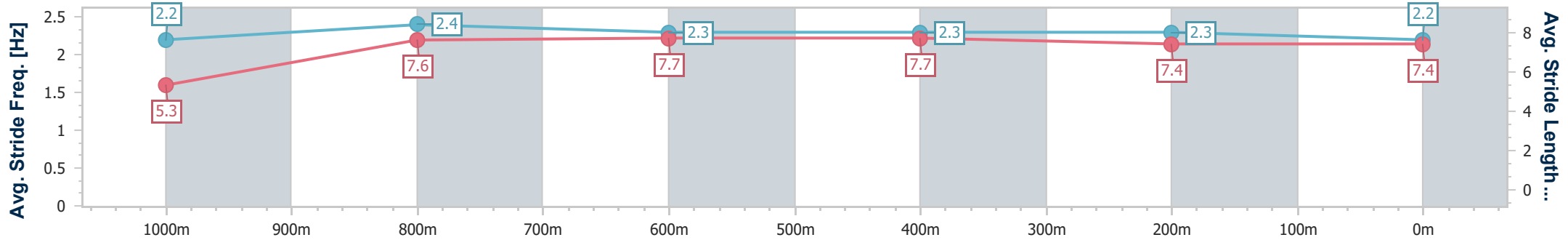
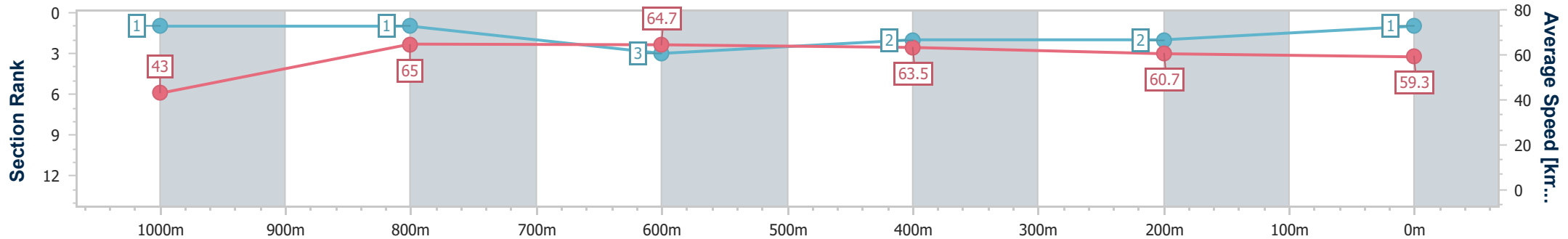
Ipswich QLD Professional
Race 5: IMPERIAL RACING Colts, Geldings and Entires Maiden Handicap - 1100m



09 August 2024 - 13:59

Track Rating: Soft 5, Weather: Fine, Rail Position: +10m Entire

Section	Overall	1000m	800m	600m	400m	200m
Section Times	1:05.67 [1] (0:08.37)	0:57.30 [1] (0:11.06)	0:46.24 [1] (0:11.16)	0:35.08 [3] (0:11.24)	0:23.84 [2] (0:11.68)	0:12.16 [2] (0:12.16)
Average Speed [km/h]	43.0	65.0	64.7	63.5	60.7	59.3
Top Speed [km/h]	64.1	65.7	65.3	64.6	62.2	60.9
Avg. Dist. to Rail [m]	1.5	0.4	0.3	1.5	2.9	0.7
Avg. Stride Freq. [Hz]	2.2	2.4	2.3	2.3	2.3	2.2
Avg. Stride Length [m]	5.3	7.6	7.7	7.7	7.4	7.4



- [] Ranking at each section and finish
- .-.- No data available at this section
- NA No data available



Horse/Jockey Name	Rum Runner
Final Rank	2
Fastest Section Time (Section)	0:08.37 (Overall)
Top Speed [km/h] (Section)	67.5 (1000m)
Race State	Finished



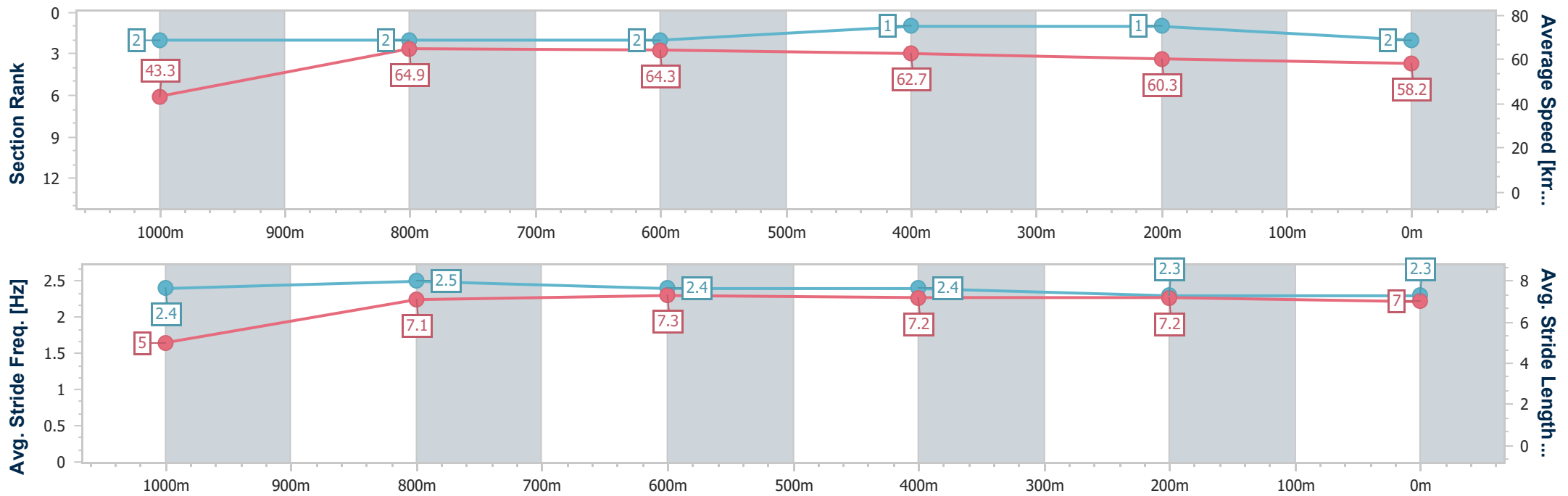
Ipswich QLD Professional
Race 5: IMPERIAL RACING Colts, Geldings and Entires Maiden Handicap - 1100m



09 August 2024 - 13:59

Track Rating: Soft 5, Weather: Fine, Rail Position: +10m Entire

Section	Overall	1000m	800m	600m	400m	200m
Section Times	1:05.87 [2] (0:08.37)	0:57.50 [2] (0:11.08)	0:46.42 [2] (0:11.13)	0:35.29 [2] (0:11.24)	0:24.05 [1] (0:11.68)	0:12.37 [1] (0:12.37)
Average Speed [km/h]	43.3	64.9	64.3	62.7	60.3	58.2
Top Speed [km/h]	63.9	67.5	65.1	64.2	61.2	60.0
Avg. Dist. to Rail [m]	0.8	0.2	1.8	4.1	5.5	2.9
Avg. Stride Freq. [Hz]	2.4	2.5	2.4	2.4	2.3	2.3
Avg. Stride Length [m]	5.0	7.1	7.3	7.2	7.2	7.0



- [] Ranking at each section and finish
- .-.- No data available at this section
- NA No data available



Horse/Jockey Name	Stavritzel
Final Rank	3
Fastest Section Time (Section)	0:08.51 (Overall)
Top Speed [km/h] (Section)	66.4 (800m)
Race State	Finished



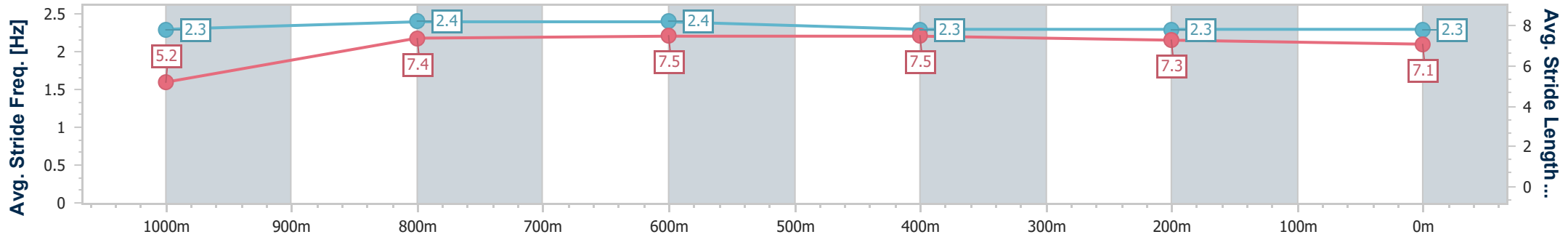
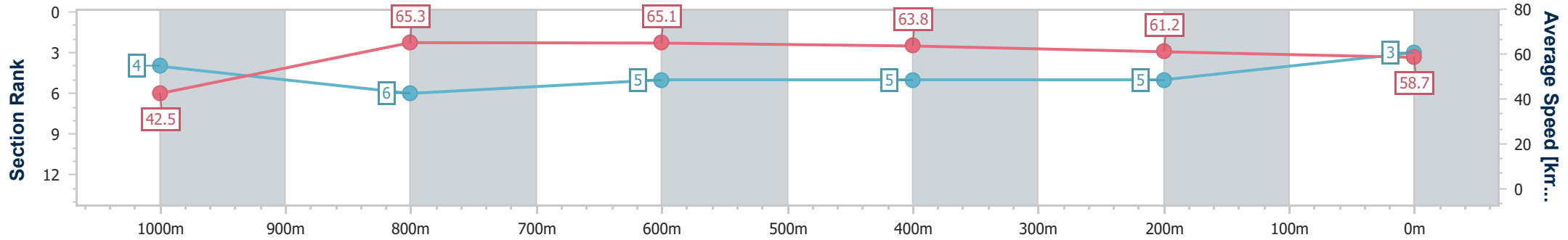
Ipswich QLD Professional
Race 5: IMPERIAL RACING Colts, Geldings and Entires Maiden Handicap - 1100m



09 August 2024 - 13:59

Track Rating: Soft 5, Weather: Fine, Rail Position: +10m Entire

Section	Overall	1000m	800m	600m	400m	200m
Section Times	1:06.11 [3] (0:08.51)	0:57.60 [4] (0:11.14)	0:46.46 [6] (0:11.06)	0:35.40 [5] (0:11.34)	0:24.06 [5] (0:11.79)	0:12.27 [5] (0:12.27)
Average Speed [km/h]	42.5	65.3	65.1	63.8	61.2	58.7
Top Speed [km/h]	62.1	65.7	66.4	65.4	62.3	62.2
Avg. Dist. to Rail [m]	8.3	3.6	1.0	1.1	1.4	4.0
Avg. Stride Freq. [Hz]	2.3	2.4	2.4	2.3	2.3	2.3
Avg. Stride Length [m]	5.2	7.4	7.5	7.5	7.3	7.1



- [] Ranking at each section and finish
- .-.- No data available at this section
- NA No data available



Horse/Jockey Name	Simply Excels
Final Rank	4
Fastest Section Time (Section)	0:08.65 (Overall)
Top Speed [km/h] (Section)	67.3 (1000m)
Race State	Finished



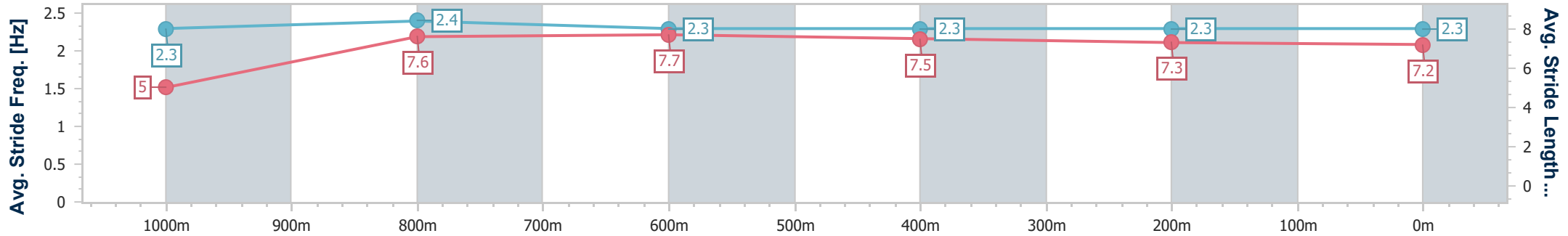
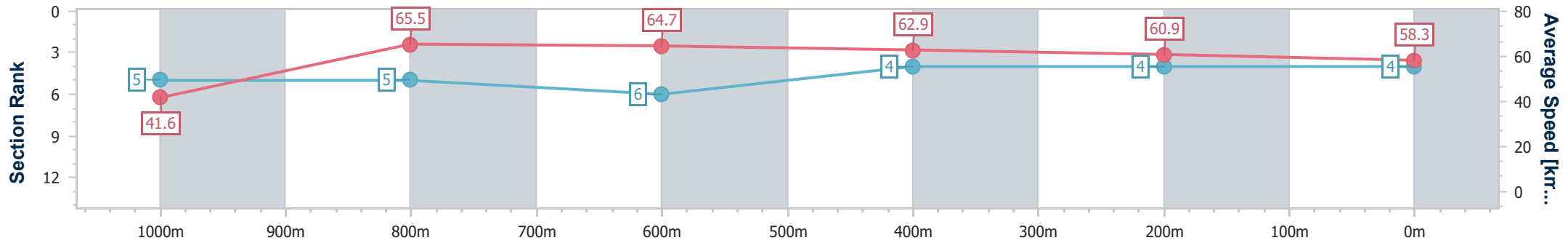
Ipswich QLD Professional
Race 5: IMPERIAL RACING Colts, Geldings and Entires Maiden Handicap - 1100m



09 August 2024 - 13:59

Track Rating: Soft 5, Weather: Fine, Rail Position: +10m Entire

Section	Overall	1000m	800m	600m	400m	200m
Section Times	1:06.14 [4] (0:08.65)	0:57.49 [5] (0:10.99)	0:46.50 [5] (0:11.09)	0:35.41 [6] (0:11.32)	0:24.09 [4] (0:11.71)	0:12.38 [4] (0:12.38)
Average Speed [km/h]	41.6	65.5	64.7	62.9	60.9	58.3
Top Speed [km/h]	62.4	67.3	65.6	64.4	62.1	60.9
Avg. Dist. to Rail [m]	3.9	0.7	1.4	1.9	1.8	1.0
Avg. Stride Freq. [Hz]	2.3	2.4	2.3	2.3	2.3	2.3
Avg. Stride Length [m]	5.0	7.6	7.7	7.5	7.3	7.2



- [] Ranking at each section and finish
- .-.- No data available at this section
- NA No data available



Horse/Jockey Name	Lion's Pride
Final Rank	5
Fastest Section Time (Section)	0:08.44 (Overall)
Top Speed [km/h] (Section)	66.7 (800m)
Race State	Finished



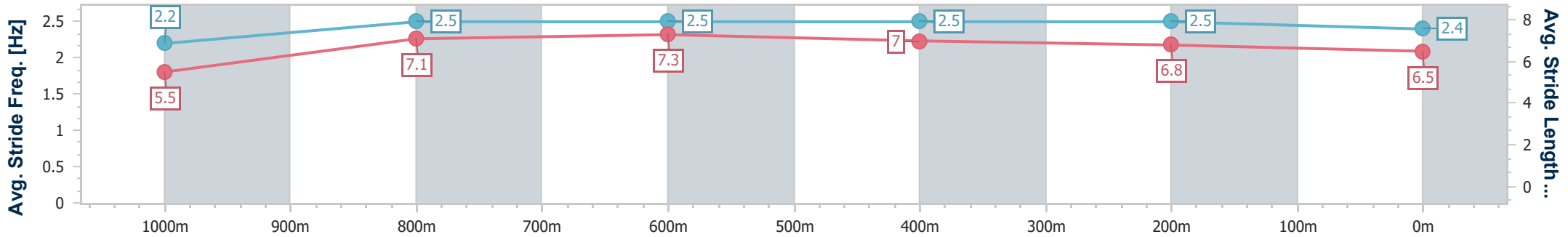
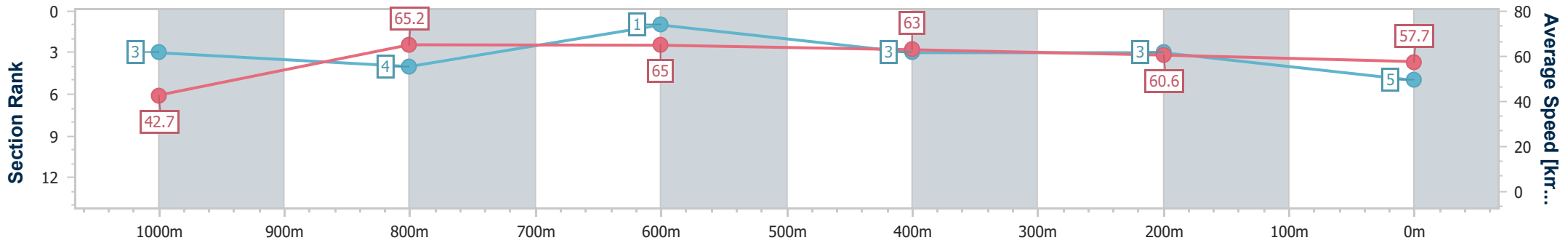
Ipswich QLD Professional
Race 5: IMPERIAL RACING Colts, Geldings and Entires Maiden Handicap - 1100m



09 August 2024 - 13:59

Track Rating: Soft 5, Weather: Fine, Rail Position: +10m Entire

Section	Overall	1000m	800m	600m	400m	200m
Section Times	1:06.19 [5] (0:08.44)	0:57.75 [3] (0:11.07)	0:46.68 [4] (0:11.06)	0:35.62 [1] (0:11.35)	0:24.27 [3] (0:11.82)	0:12.45 [3] (0:12.45)
Average Speed [km/h]	42.7	65.2	65.0	63.0	60.6	57.7
Top Speed [km/h]	63.1	66.5	66.7	65.0	61.8	60.3
Avg. Dist. to Rail [m]	3.2	0.8	0.6	0.8	1.1	2.2
Avg. Stride Freq. [Hz]	2.2	2.5	2.5	2.5	2.5	2.4
Avg. Stride Length [m]	5.5	7.1	7.3	7.0	6.8	6.5



- [] Ranking at each section and finish
- .-.- No data available at this section
- NA No data available



Horse/Jockey Name	Boomlander
Final Rank	6
Fastest Section Time (Section)	0:08.78 (Overall)
Top Speed [km/h] (Section)	67.0 (1000m)
Race State	Finished



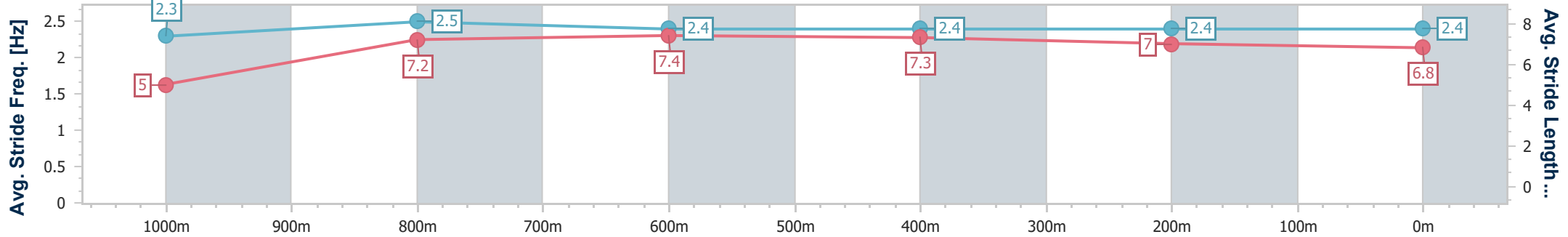
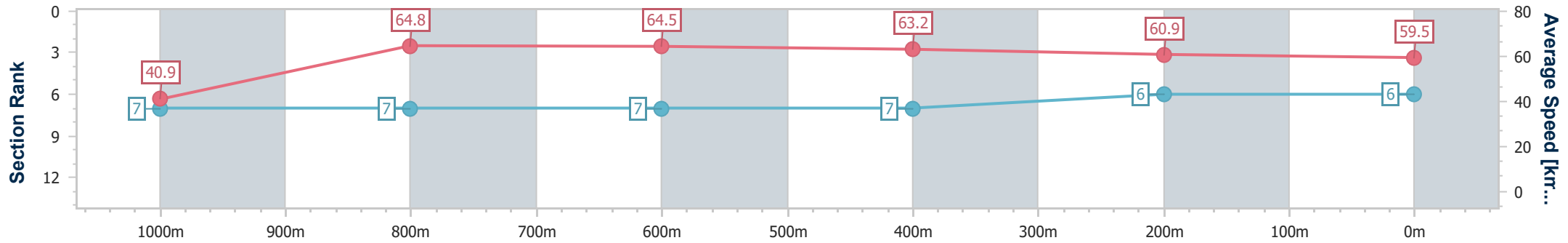
Ipswich QLD Professional
Race 5: IMPERIAL RACING Colts, Geldings and Entires Maiden Handicap - 1100m



09 August 2024 - 13:59

Track Rating: Soft 5, Weather: Fine, Rail Position: +10m Entire

Section	Overall	1000m	800m	600m	400m	200m
Section Times	1:06.44 [6] (0:08.78)	0:57.66 [7] (0:11.16)	0:46.50 [7] (0:11.14)	0:35.36 [7] (0:11.39)	0:23.97 [7] (0:11.84)	0:12.13 [6] (0:12.13)
Average Speed [km/h]	40.9	64.8	64.5	63.2	60.9	59.5
Top Speed [km/h]	60.0	67.0	66.0	65.0	62.1	61.7
Avg. Dist. to Rail [m]	6.1	1.5	0.7	0.4	1.8	1.7
Avg. Stride Freq. [Hz]	2.3	2.5	2.4	2.4	2.4	2.4
Avg. Stride Length [m]	5.0	7.2	7.4	7.3	7.0	6.8



- [] Ranking at each section and finish
- .-.- No data available at this section
- NA No data available



Horse/Jockey Name	Kotoni
Final Rank	7
Fastest Section Time (Section)	0:09.15 (Overall)
Top Speed [km/h] (Section)	67.0 (800m)
Race State	Finished



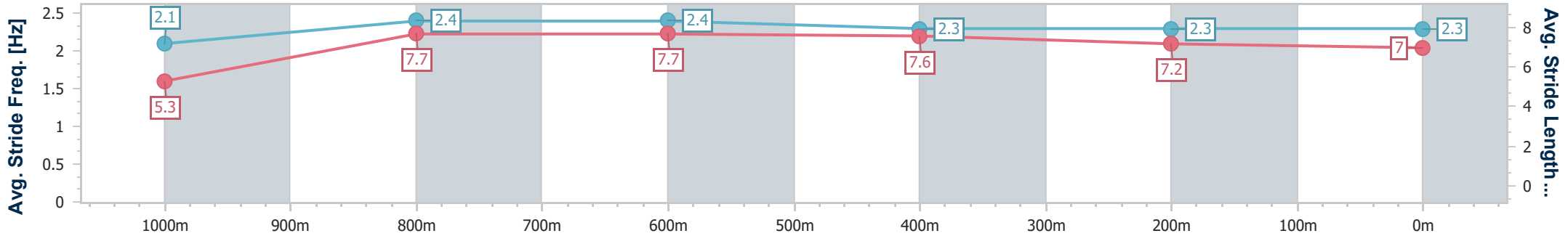
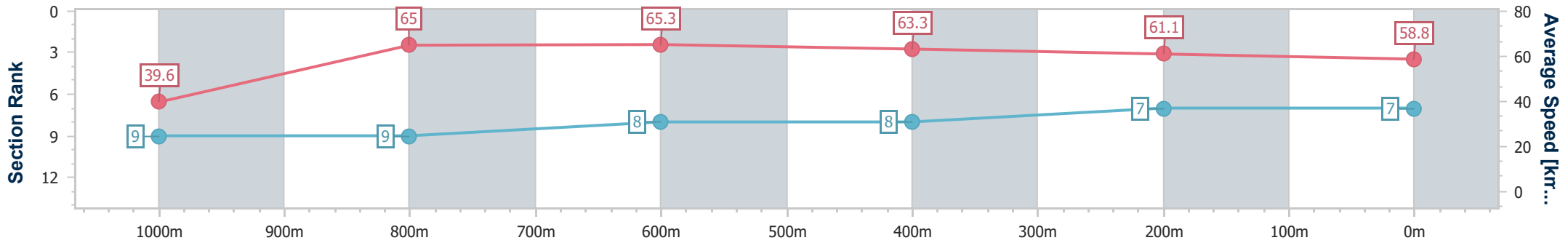
Ipswich QLD Professional
Race 5: IMPERIAL RACING Colts, Geldings and Entires Maiden Handicap - 1100m



09 August 2024 - 13:59

Track Rating: Soft 5, Weather: Fine, Rail Position: +10m Entire

Section	Overall	1000m	800m	600m	400m	200m
Section Times	1:06.56 [7] (0:09.15)	0:57.41 [9] (0:11.10)	0:46.31 [9] (0:10.98)	0:35.33 [8] (0:11.35)	0:23.98 [8] (0:11.76)	0:12.22 [7] (0:12.22)
Average Speed [km/h]	39.6	65.0	65.3	63.3	61.1	58.8
Top Speed [km/h]	61.5	66.8	67.0	64.5	62.4	60.3
Avg. Dist. to Rail [m]	5.4	0.4	0.4	0.6	1.2	3.6
Avg. Stride Freq. [Hz]	2.1	2.4	2.4	2.3	2.3	2.3
Avg. Stride Length [m]	5.3	7.7	7.7	7.6	7.2	7.0



- [] Ranking at each section and finish
- .-.- No data available at this section
- NA No data available



Horse/Jockey Name	Invisible Target
Final Rank	8
Fastest Section Time (Section)	0:08.99 (Overall)
Top Speed [km/h] (Section)	67.0 (800m)
Race State	Finished



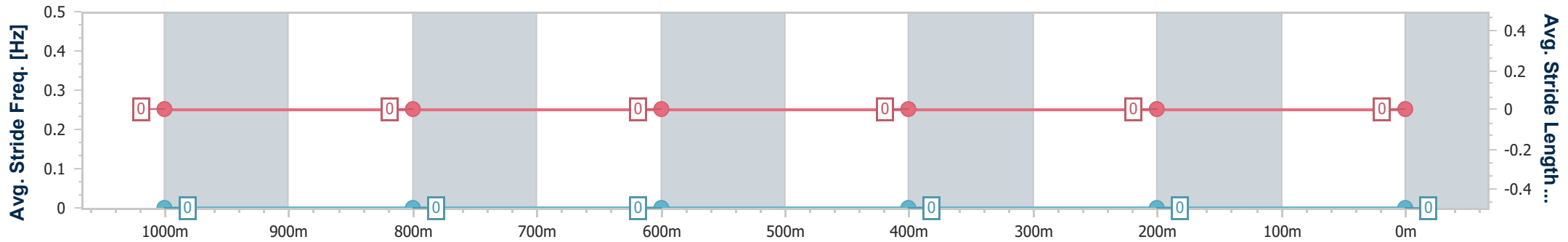
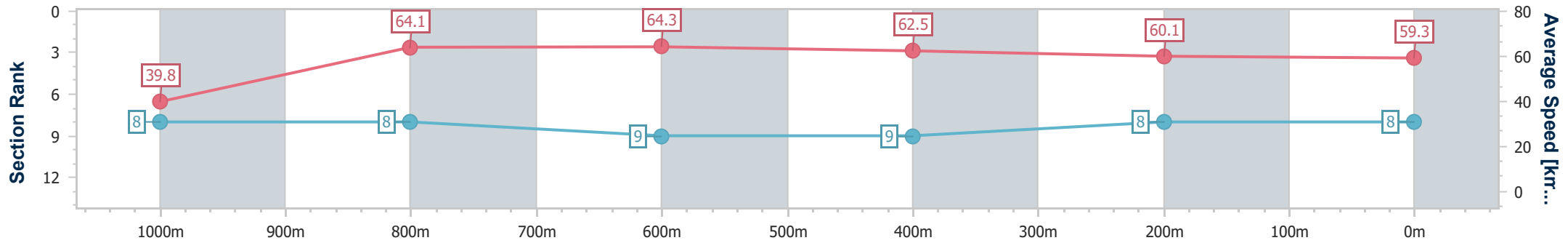
Ipswich QLD Professional
 Race 5: IMPERIAL RACING Colts, Geldings and Entires Maiden
 Handicap - 1100m



09 August 2024 - 13:59

Track Rating: Soft 5, Weather: Fine, Rail Position: +10m Entire

Section	Overall	1000m	800m	600m	400m	200m
Section Times	1:06.78 [8] (0:08.99)	0:57.79 [8] (0:11.20)	0:46.59 [8] (0:11.12)	0:35.47 [9] (0:11.39)	0:24.08 [9] (0:11.97)	0:12.11 [8] (0:12.11)
Average Speed [km/h]	39.8	64.1	64.3	62.5	60.1	59.3
Top Speed [km/h]	59.9	66.9	67.0	65.3	61.0	60.9
Avg. Dist. to Rail [m]	2.4	1.6	1.8	1.9	1.5	4.2
Avg. Stride Freq. [Hz]	---	---	---	---	---	---
Avg. Stride Length [m]	---	---	---	---	---	---



- [] Ranking at each section and finish
- No data available at this section
- NA No data available



Horse/Jockey Name	Happilynaive
Final Rank	9
Fastest Section Time (Section)	0:08.66 (Overall)
Top Speed [km/h] (Section)	67.0 (1000m)
Race State	Finished



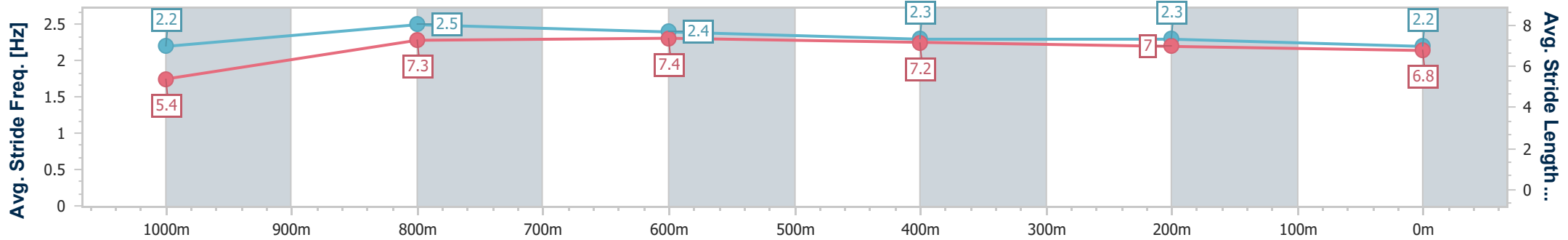
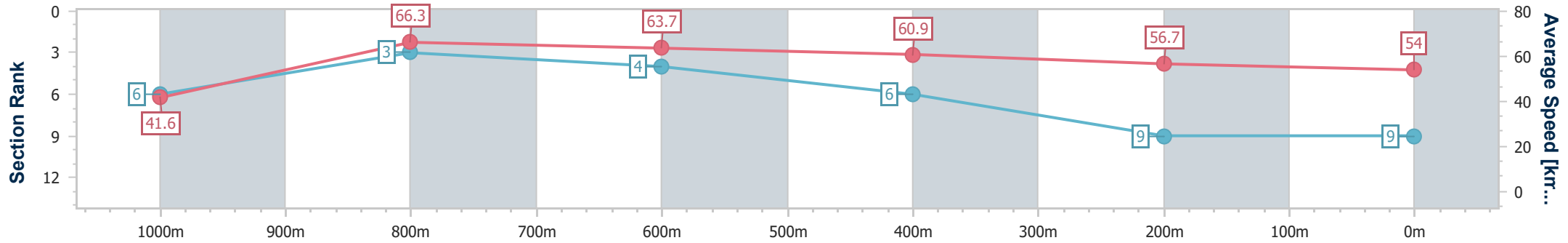
Ipswich QLD Professional
Race 5: IMPERIAL RACING Colts, Geldings and Entires Maiden Handicap - 1100m



09 August 2024 - 13:59

Track Rating: Soft 5, Weather: Fine, Rail Position: +10m Entire

Section	Overall	1000m	800m	600m	400m	200m
Section Times	1:08.27 [9] (0:08.66)	0:59.61 [6] (0:10.83)	0:48.78 [3] (0:11.18)	0:37.60 [4] (0:11.71)	0:25.89 [6] (0:12.59)	0:13.30 [9] (0:13.30)
Average Speed [km/h]	41.6	66.3	63.7	60.9	56.7	54.0
Top Speed [km/h]	63.8	67.0	65.6	63.3	57.8	55.3
Avg. Dist. to Rail [m]	2.8	2.1	2.3	2.2	2.2	0.8
Avg. Stride Freq. [Hz]	2.2	2.5	2.4	2.3	2.3	2.2
Avg. Stride Length [m]	5.4	7.3	7.4	7.2	7.0	6.8



- [] Ranking at each section and finish
- .-.- No data available at this section
- NA No data available