

Track Rating: Soft 5, Weather: Fine, Rail Position: +10m Entire

Section													Overall	2000m	1800m	1600m	1400m	1200m	1000m	Last 600m
Field Times													2:20.27 (0:15.02)	2:05.25 (0:11.58)	1:53.67 (0:12.34)	1:41.33 (0:12.67)	1:28.66 (0:13.10)	1:15.56 (0:13.26)	1:02.30 (0:13.04)	0:00.00
Rank	TAB	Horse/Jockey	Barrier	Top Speed [km/h]	Fastest Section								Distance Travelled [m]							
1	6	<b>KENSHIN MARU</b> Boris Thornton	1	61.9 2000m	0:11.79 2000m	2:20.27 [1] (0:15.27)	2:05.00 [5] (0:11.79)	1:53.21 [5] (0:12.16)	1:41.05 [4] (0:13.22)	1:27.83 [4] (0:13.13)	1:14.70 [4] (0:13.06)	1:01.64 [3] (0:12.81)	0:36.82							
2	7	<b>PRIDE OF PASSION</b> Adin Thompson	7	Data was not able to be tracked for this horse		----	----	----	----	----	----	----	----							
3	1	<b>AIN'T NOBODY</b> Ryan Maloney	12	63.6 2000m	0:11.60 2000m	2:20.58 [3] (0:15.06)	2:05.52 [2] (0:11.60)	1:53.92 [2] (0:12.28)	1:41.64 [1] (0:13.08)	1:28.56 [2] (0:13.25)	1:15.31 [2] (0:13.20)	1:02.11 [2] (0:12.94)	0:37.16	+2						
4	9	<b>SMELTER</b> Dan McGillivray	2	61.5 Overall	0:11.91 600m	2:20.68 [4] (0:15.75)	2:04.93 [9] (0:12.06)	1:52.87 [10] (0:12.02)	1:40.85 [9] (0:13.57)	1:27.28 [9] (0:13.17)	1:14.11 [9] (0:13.04)	1:01.07 [9] (0:12.80)	0:36.22	+3						
5	5	<b>HOW YA BEEN ANYWAY</b> Cejay Graham	3	62.8 Overall	0:11.92 2000m	2:20.88 [5] (0:15.52)	2:05.36 [6] (0:11.92)	1:53.44 [7] (0:12.15)	1:41.29 [7] (0:13.21)	1:28.08 [6] (0:13.07)	1:15.01 [6] (0:13.07)	1:01.94 [6] (0:12.85)	0:37.06	+5						
6	10	<b>TARZOBOM</b> James Orman	13	61.9 2000m	0:11.82 2000m	2:20.97 [6] (0:15.79)	2:05.18 [10] (0:11.82)	1:53.36 [8] (0:12.09)	1:41.27 [8] (0:13.54)	1:27.73 [8] (0:13.16)	1:14.57 [8] (0:13.12)	1:01.45 [8] (0:12.77)	0:36.71	+13						
7	3	<b>DAWN PARTY</b> Bailey Wheeler	10	62.9 2000m	0:11.58 2000m	2:21.23 [7] (0:15.02)	2:06.21 [1] (0:11.58)	1:54.63 [1] (0:12.53)	1:42.10 [3] (0:13.12)	1:28.98 [3] (0:13.27)	1:15.71 [3] (0:13.13)	1:02.58 [4] (0:12.85)	0:37.62	+14						
8	2	<b>BEASTICON</b> Anthony Allen	8	61.7 2000m	0:11.74 2000m	2:21.25 [8] (0:15.26)	2:05.99 [4] (0:11.74)	1:54.25 [4] (0:12.30)	1:41.95 [5] (0:13.25)	1:28.70 [5] (0:13.29)	1:15.41 [5] (0:13.08)	1:02.33 [5] (0:12.84)	0:37.40	+11						
9	4	<b>FIT AND PROPER</b> Samantha Collett	14	62.6 Overall	0:11.77 2000m	2:21.64 [9] (0:15.09)	2:06.55 [3] (0:11.77)	1:54.78 [3] (0:12.18)	1:42.60 [2] (0:12.57)	1:30.03 [1] (0:13.10)	1:16.93 [1] (0:13.26)	1:03.67 [1] (0:13.04)	0:38.29	+13						
10	11	<b>FIONTE</b> Georgina Cartwright	9	62.3 800m	0:11.82 800m	2:22.79 [10] (0:15.56)	2:07.23 [7] (0:12.06)	1:55.17 [9] (0:12.33)	1:42.84 [10] (0:13.63)	1:29.21 [10] (0:13.11)	1:16.10 [10] (0:13.11)	1:02.99 [10] (0:12.77)	0:38.40	+15						

Scratched: The Vocalist (#12), The Best Bad Boy (#14), Minister Garrett (#13)



Ipswich QLD Professional  
 Race 1: TAB Maiden Plate - 2210m  
 09 August 2024 - 11:41



Track Rating: Soft 5, Weather: Fine, Rail Position: +10m Entire

Section		Overall	2000m	1800m	1600m	1400m	1200m	1000m	Last 600m				
Field Times		2:20.27 (0:15.02)	2:05.25 (0:11.58)	1:53.67 (0:12.34)	1:41.33 (0:12.67)	1:28.66 (0:13.10)	1:15.56 (0:13.26)	1:02.30 (0:13.04)	0:00.00				
Rank	TAB Horse/Jockey	Barrier	Top Speed [km/h]	Fastest Section					Distance Travelled [m]				
11	8 RANGER ENJAY Wanderson D'Avila	6	61.8 2000m	0:11.74 2000m	2:23.82 [11] (0:15.57)	2:08.25 [8] (0:11.74)	1:56.51 [6] (0:12.23)	1:44.28 [6] (0:13.36)	1:30.92 [7] (0:13.26)	1:17.66 [7] (0:13.15)	1:04.51 [7] (0:12.77)	0:39.60	+12

Scratched: The Vocalist (#12), The Best Bad Boy (#14), Minister Garrett (#13)

[ ] Ranking at each section and finish  
 -:-:- No data available at this section  
 NA No data available

SCN Saddle cloth number  
 DNF Did not finish  
 DNT Did not track

Track Rating: Soft 5, Weather: Fine, Rail Position: +10m Entire

Section										Last 600m	
Field Times				800m	600m	400m	200m			0:00.00	
				0:49.26 (0:12.34)	0:36.92 (0:12.04)	0:24.88 (0:12.13)	0:12.75 (0:12.75)				
Rank	TAB	Horse/Jockey	Barrier	Top Speed [km/h]	Fastest Section			Margin	Margin	Distance Travelled [m]	
1	6	<b>KENSHIN MARU</b> Boris Thornton	1	61.9 2000m	0:11.79 2000m	0:48.83 [3] (0:12.01)	0:36.82 [3] (0:11.94)	0:24.88 [1] (0:12.13)	0:12.75 [1] (0:12.75)	2:20.27	0:36.82
2	7	<b>PRIDE OF PASSION</b> Adin Thompson	7	Data was not able to be tracked for this horse		----	----	----	----	1.18L	----
3	1	<b>AIN'T NOBODY</b> Ryan Maloney	12	63.6 2000m	0:11.60 2000m	0:49.17 [2] (0:12.01)	0:37.16 [2] (0:12.07)	0:25.09 [2] (0:12.39)	0:12.70 [2] (0:12.70)	1.81L	0:37.16 +2
4	9	<b>SMELTER</b> Dan McGillivray	2	61.5 Overall	0:11.91 600m	0:48.27 [9] (0:12.05)	0:36.22 [10] (0:11.91)	0:24.31 [8] (0:12.06)	0:12.25 [8] (0:12.25)	2.4L	0:36.22 +3
5	5	<b>HOW YA BEEN ANYWAY</b> Cejay Graham	3	62.8 Overall	0:11.92 2000m	0:49.09 [6] (0:12.03)	0:37.06 [5] (0:11.93)	0:25.13 [5] (0:12.43)	0:12.70 [4] (0:12.70)	3.62L	0:37.06 +5
6	10	<b>TARZOBOOM</b> James Orman	13	61.9 2000m	0:11.82 2000m	0:48.68 [8] (0:11.97)	0:36.71 [8] (0:11.97)	0:24.74 [7] (0:12.19)	0:12.55 [7] (0:12.55)	4.12L	0:36.71 +13
7	3	<b>DAWN PARTY</b> Bailey Wheeler	10	62.9 2000m	0:11.58 2000m	0:49.73 [4] (0:12.11)	0:37.62 [4] (0:11.96)	0:25.66 [3] (0:12.41)	0:13.25 [3] (0:13.25)	5.66L	0:37.62 +14
8	2	<b>BEASTICON</b> Anthony Allen	8	61.7 2000m	0:11.74 2000m	0:49.49 [5] (0:12.09)	0:37.40 [6] (0:11.98)	0:25.42 [6] (0:12.56)	0:12.86 [6] (0:12.86)	5.77L	0:37.40 +11
9	4	<b>FIT AND PROPER</b> Samantha Collett	14	62.6 Overall	0:11.77 2000m	0:50.63 [1] (0:12.34)	0:38.29 [1] (0:12.22)	0:26.07 [4] (0:12.72)	0:13.35 [5] (0:13.35)	8.04L	0:38.29 +13
10	11	<b>FIONTE</b> Georgina Cartwright	9	62.3 800m	0:11.82 800m	0:50.22 [10] (0:11.82)	0:38.40 [9] (0:12.20)	0:26.20 [10] (0:12.86)	0:13.34 [9] (0:13.34)	14.86L	0:38.40 +15

Scratched: The Vocalist (#12), The Best Bad Boy (#14), Minister Garrett (#13)



Ipswich QLD Professional  
 Race 1: TAB Maiden Plate - 2210m  
 09 August 2024 - 11:41



Track Rating: Soft 5, Weather: Fine, Rail Position: +10m Entire

Section	800m	600m	400m	200m	Last 600m
Field Times	0:49.26 (0:12.34)	0:36.92 (0:12.04)	0:24.88 (0:12.13)	0:12.75 (0:12.75)	0:00.00

Rank	TAB	Horse/Jockey	Barrier	Top Speed [km/h]	Fastest Section	Margin	Distance Travelled [m]
11	8	RANGER ENJAY Wanderson D'Avila	6	61.8 2000m	0:11.74 2000m (0:12.14)	20.88L (0:39.60 [7]) (0:12.31)	+12 (0:27.29 [9]) (0:13.04)
						(0:14.25 [10]) (0:14.25)	

Scratched: The Vocalist (#12), The Best Bad Boy (#14), Minister Garrett (#13)

[ ] Ranking at each section and finish  
 -:-:- No data available at this section  
 NA No data available

SCN Saddle cloth number  
 DNF Did not finish  
 DNT Did not track



Horse/Jockey Name	Kenshin Maru
Final Rank	1
Fastest Section Time (Section)	0:11.79 (2000m)
Top Speed [km/h] (Section)	61.9 (2000m)
Race State	Finished



### Ipswich QLD Professional

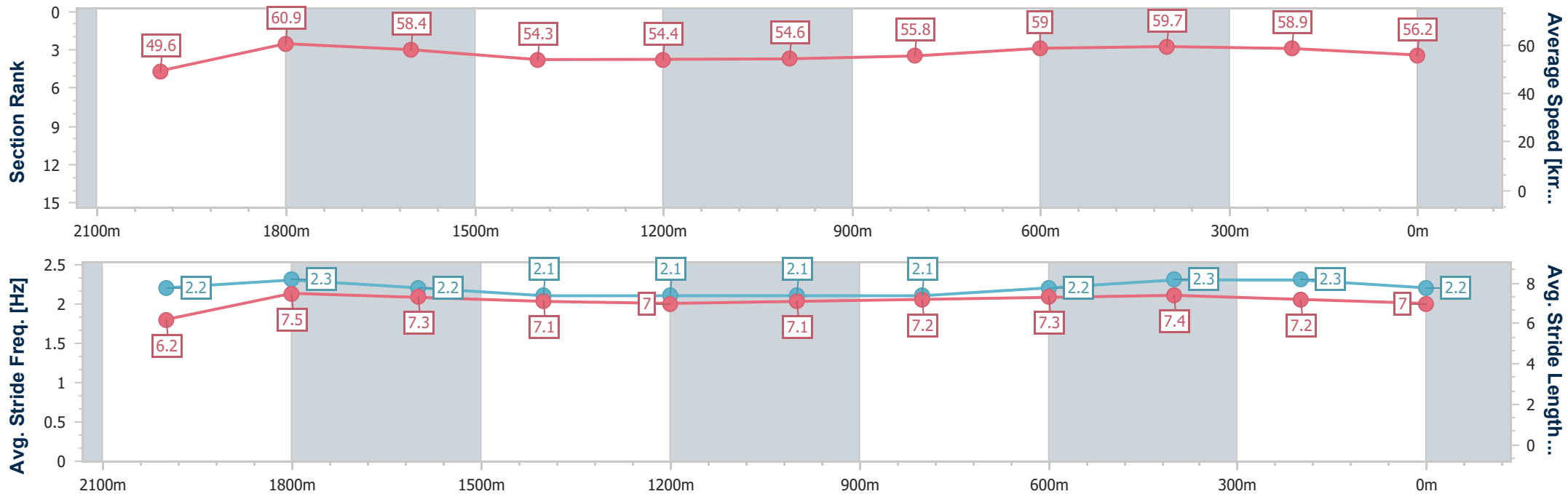
Race 1: TAB Maiden Plate - 2210m

09 August 2024 - 11:41



Track Rating: Soft 5, Weather: Fine, Rail Position: +10m Entire

Section	Overall	2000m	1800m	1600m	1400m	1200m	1000m	800m	600m	400m	200m
Section Times	2:20.27 [1] (0:15.27)	2:05.00 [5] (0:11.79)	1:53.21 [5] (0:12.16)	1:41.05 [4] (0:13.22)	1:27.83 [4] (0:13.13)	1:14.70 [4] (0:13.06)	1:01.64 [3] (0:12.81)	0:48.83 [3] (0:12.01)	0:36.82 [3] (0:11.94)	0:24.88 [1] (0:12.13)	0:12.75 [1] (0:12.75)
Average Speed [km/h]	49.6	60.9	58.4	54.3	54.4	54.6	55.8	59.0	59.7	58.9	56.2
Top Speed [km/h]	61.9	61.9	61.0	55.7	55.8	55.2	58.6	60.3	60.3	59.9	58.7
Avg. Dist. to Rail [m]	1.1	2.0	2.0	1.5	2.2	2.1	2.7	3.3	2.9	1.9	1.5
Avg. Stride Freq. [Hz]	2.2	2.3	2.2	2.1	2.1	2.1	2.1	2.2	2.3	2.3	2.2
Avg. Stride Length [m]	6.2	7.5	7.3	7.1	7.0	7.1	7.2	7.3	7.4	7.2	7.0



- [ ] Ranking at each section and finish
- .-.- No data available at this section
- NA No data available



Horse/Jockey Name	Ain't Nobody
Final Rank	3
Fastest Section Time (Section)	0:11.60 (2000m)
Top Speed [km/h] (Section)	63.6 (2000m)
Race State	Finished



### Ipswich QLD Professional

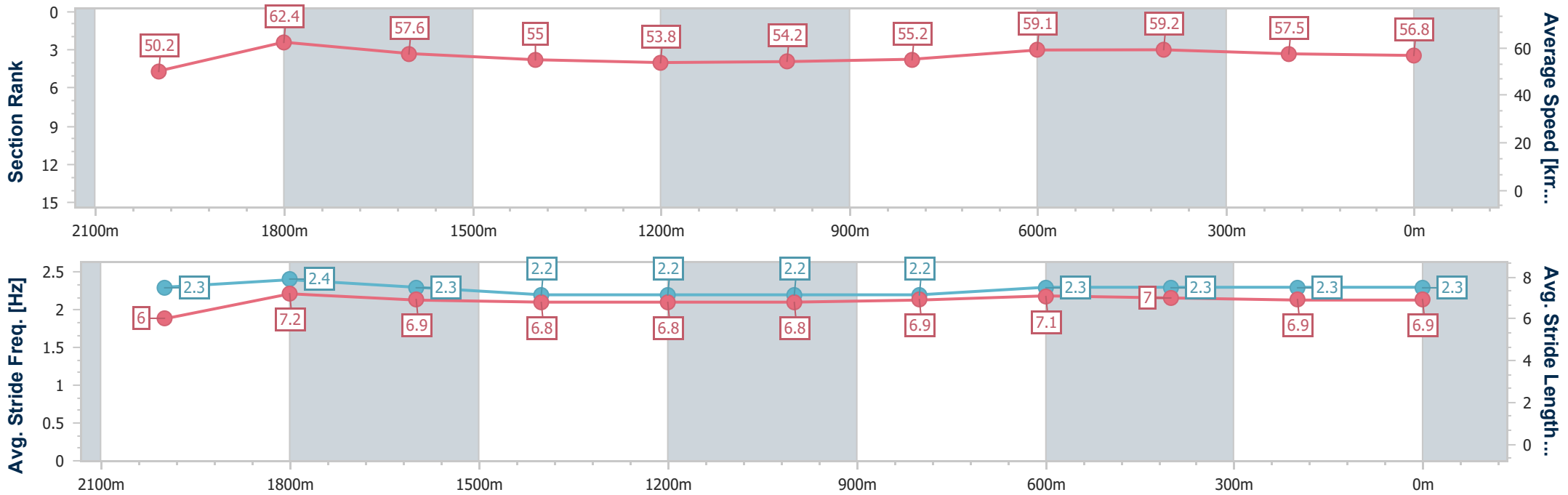
Race 1: TAB Maiden Plate - 2210m

09 August 2024 - 11:41



Track Rating: Soft 5, Weather: Fine, Rail Position: +10m Entire

Section	Overall	2000m	1800m	1600m	1400m	1200m	1000m	800m	600m	400m	200m
Section Times	2:20.58 [3] (0:15.06)	2:05.52 [2] (0:11.60)	1:53.92 [2] (0:12.28)	1:41.64 [1] (0:13.08)	1:28.56 [2] (0:13.25)	1:15.31 [2] (0:13.20)	1:02.11 [2] (0:12.94)	0:49.17 [2] (0:12.01)	0:37.16 [2] (0:12.07)	0:25.09 [2] (0:12.39)	0:12.70 [2] (0:12.70)
Average Speed [km/h]	50.2	62.4	57.6	55.0	53.8	54.2	55.2	59.1	59.2	57.5	56.8
Top Speed [km/h]	62.7	63.6	62.9	55.8	54.4	55.8	56.1	60.8	60.0	58.9	58.3
Avg. Dist. to Rail [m]	4.2	0.4	2.0	1.8	2.1	1.7	2.6	3.8	2.6	1.8	0.8
Avg. Stride Freq. [Hz]	2.3	2.4	2.3	2.2	2.2	2.2	2.2	2.3	2.3	2.3	2.3
Avg. Stride Length [m]	6.0	7.2	6.9	6.8	6.8	6.8	6.9	7.1	7.0	6.9	6.9



- [ ] Ranking at each section and finish
- .-.- No data available at this section
- NA No data available



Horse/Jockey Name	Smelter
Final Rank	4
Fastest Section Time (Section)	0:11.91 (600m)
Top Speed [km/h] (Section)	61.5 (Overall)
Race State	Finished



### Ipswich QLD Professional

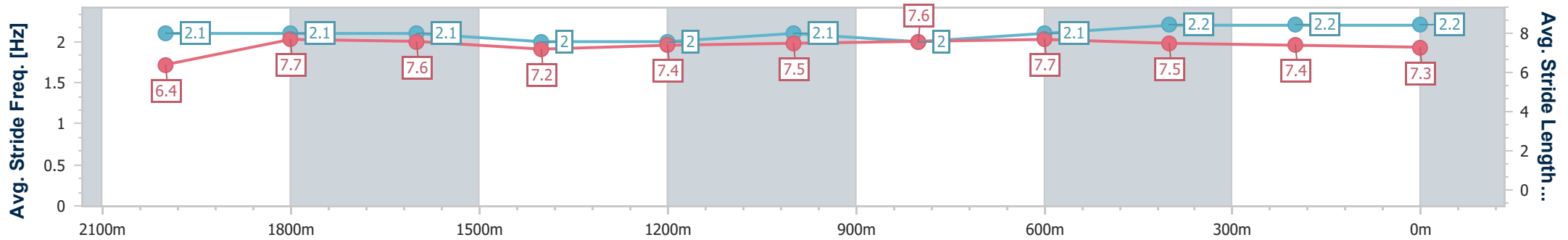
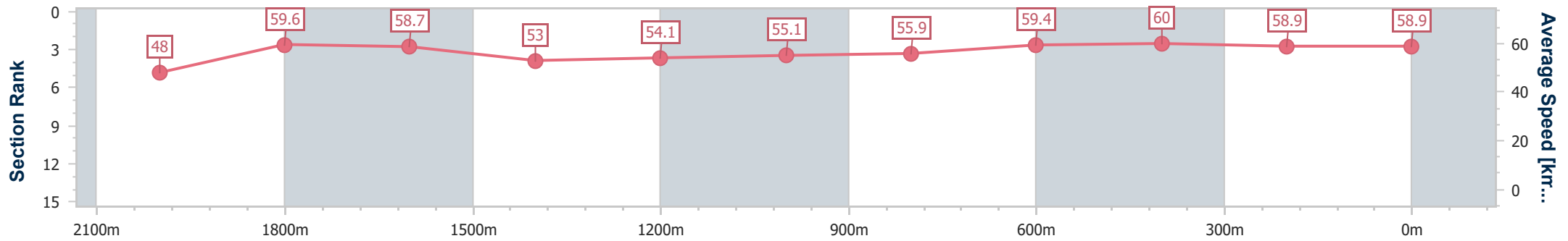
Race 1: TAB Maiden Plate - 2210m

09 August 2024 - 11:41



Track Rating: Soft 5, Weather: Fine, Rail Position: +10m Entire

Section	Overall	2000m	1800m	1600m	1400m	1200m	1000m	800m	600m	400m	200m
Section Times	2:20.68 [4] (0:15.75)	2:04.93 [9] (0:12.06)	1:52.87 [10] (0:12.02)	1:40.85 [9] (0:13.57)	1:27.28 [9] (0:13.17)	1:14.11 [9] (0:13.04)	1:01.07 [9] (0:12.80)	0:48.27 [9] (0:12.05)	0:36.22 [10] (0:11.91)	0:24.31 [8] (0:12.06)	0:12.25 [8] (0:12.25)
Average Speed [km/h]	48.0	59.6	58.7	53.0	54.1	55.1	55.9	59.4	60.0	58.9	58.9
Top Speed [km/h]	61.5	61.3	59.9	56.8	54.6	55.9	58.0	60.4	60.7	59.5	59.5
Avg. Dist. to Rail [m]	1.2	2.6	2.4	2.2	2.1	1.2	1.4	1.5	2.1	2.8	1.9
Avg. Stride Freq. [Hz]	2.1	2.1	2.1	2.0	2.0	2.1	2.0	2.1	2.2	2.2	2.2
Avg. Stride Length [m]	6.4	7.7	7.6	7.2	7.4	7.5	7.6	7.7	7.5	7.4	7.3



- [ ] Ranking at each section and finish
- .-.- No data available at this section
- NA No data available



Horse/Jockey Name	How Ya Been Anyway
Final Rank	5
Fastest Section Time (Section)	0:11.92 (2000m)
Top Speed [km/h] (Section)	62.8 (Overall)
Race State	Finished



### Ipswich QLD Professional

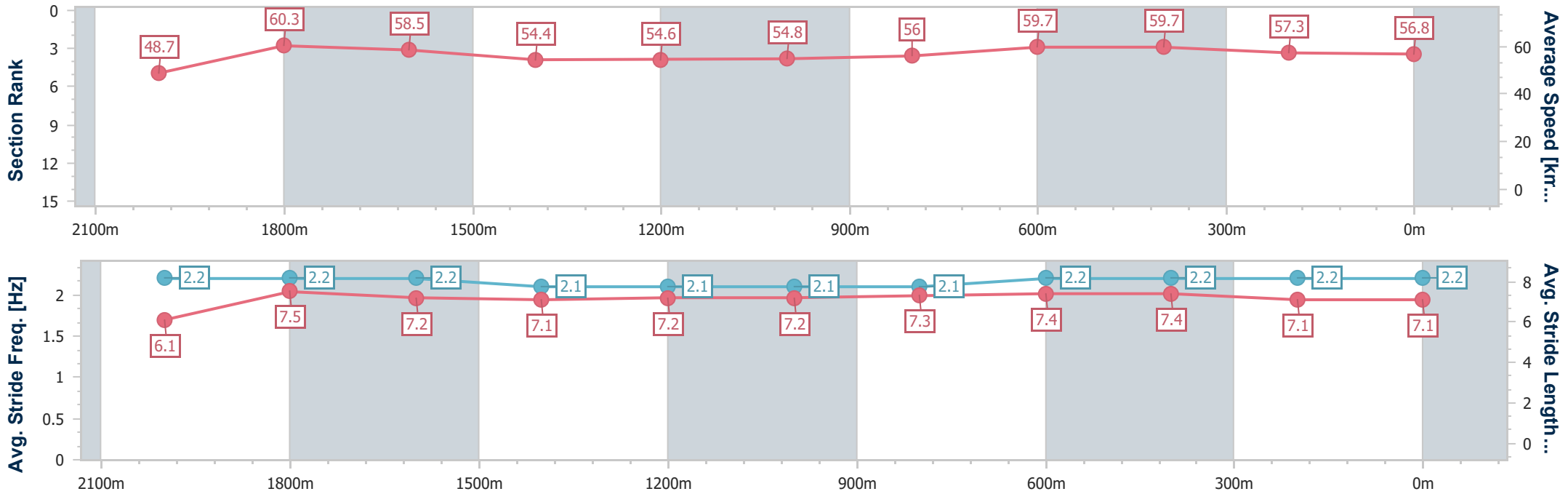
Race 1: TAB Maiden Plate - 2210m

09 August 2024 - 11:41



Track Rating: Soft 5, Weather: Fine, Rail Position: +10m Entire

Section	Overall	2000m	1800m	1600m	1400m	1200m	1000m	800m	600m	400m	200m
Section Times	2:20.88 [5] (0:15.52)	2:05.36 [6] (0:11.92)	1:53.44 [7] (0:12.15)	1:41.29 [7] (0:13.21)	1:28.08 [6] (0:13.07)	1:15.01 [6] (0:13.07)	1:01.94 [6] (0:12.85)	0:49.09 [6] (0:12.03)	0:37.06 [5] (0:11.93)	0:25.13 [5] (0:12.43)	0:12.70 [4] (0:12.70)
Average Speed [km/h]	48.7	60.3	58.5	54.4	54.6	54.8	56.0	59.7	59.7	57.3	56.8
Top Speed [km/h]	62.8	61.5	61.4	56.2	56.4	55.7	58.8	61.4	60.6	58.7	57.4
Avg. Dist. to Rail [m]	1.1	1.8	1.8	1.8	1.9	0.9	1.1	1.5	1.9	2.0	0.5
Avg. Stride Freq. [Hz]	2.2	2.2	2.2	2.1	2.1	2.1	2.1	2.2	2.2	2.2	2.2
Avg. Stride Length [m]	6.1	7.5	7.2	7.1	7.2	7.2	7.3	7.4	7.4	7.1	7.1



- [ ] Ranking at each section and finish
- .-.- No data available at this section
- NA No data available





Horse/Jockey Name	Tarzoboom
Final Rank	6
Fastest Section Time (Section)	0:11.82 (2000m)
Top Speed [km/h] (Section)	61.9 (2000m)
Race State	Finished



### Ipswich QLD Professional

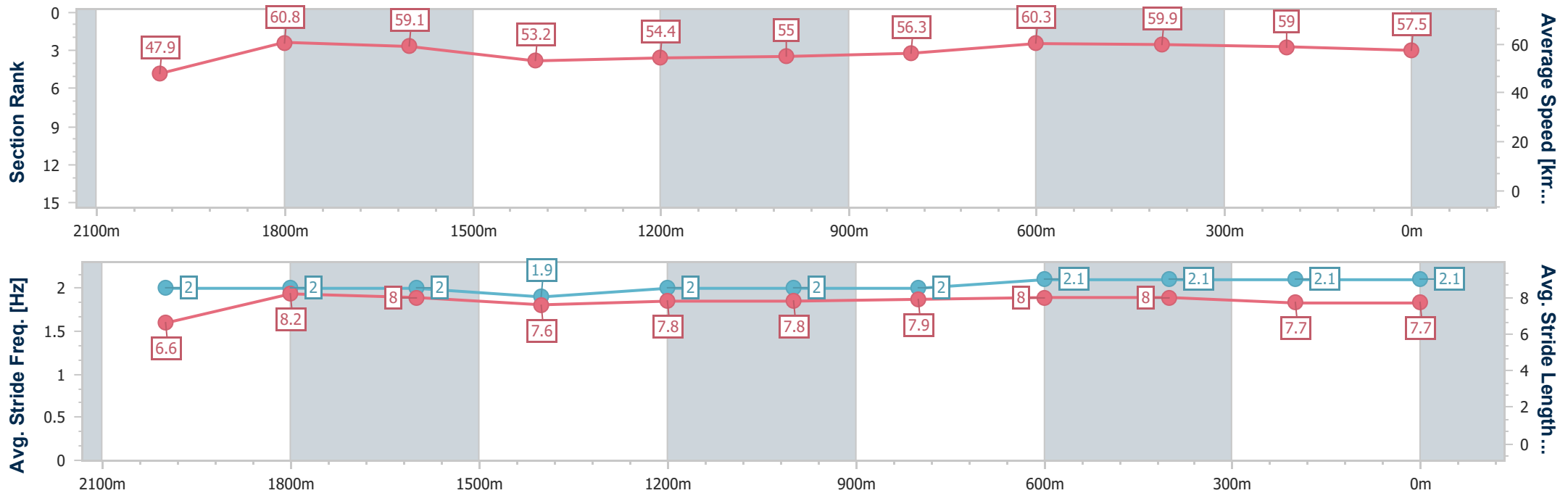
Race 1: TAB Maiden Plate - 2210m

09 August 2024 - 11:41



Track Rating: Soft 5, Weather: Fine, Rail Position: +10m Entire

Section	Overall	2000m	1800m	1600m	1400m	1200m	1000m	800m	600m	400m	200m
Section Times	2:20.97 [6] (0:15.79)	2:05.18 [10] (0:11.82)	1:53.36 [8] (0:12.09)	1:41.27 [8] (0:13.54)	1:27.73 [8] (0:13.16)	1:14.57 [8] (0:13.12)	1:01.45 [8] (0:12.77)	0:48.68 [8] (0:11.97)	0:36.71 [8] (0:11.97)	0:24.74 [7] (0:12.19)	0:12.55 [7] (0:12.55)
Average Speed [km/h]	47.9	60.8	59.1	53.2	54.4	55.0	56.3	60.3	59.9	59.0	57.5
Top Speed [km/h]	61.2	61.9	61.3	55.2	56.4	56.1	58.8	61.6	61.6	59.6	59.3
Avg. Dist. to Rail [m]	4.3	1.1	1.1	1.1	0.8	0.3	0.2	0.2	0.9	1.2	4.0
Avg. Stride Freq. [Hz]	2.0	2.0	2.0	1.9	2.0	2.0	2.0	2.1	2.1	2.1	2.1
Avg. Stride Length [m]	6.6	8.2	8.0	7.6	7.8	7.8	7.9	8.0	8.0	7.7	7.7



- [ ] Ranking at each section and finish
- .-.- No data available at this section
- NA No data available



Horse/Jockey Name	Dawn Party
Final Rank	7
Fastest Section Time (Section)	0:11.58 (2000m)
Top Speed [km/h] (Section)	62.9 (2000m)
Race State	Finished



### Ipswich QLD Professional

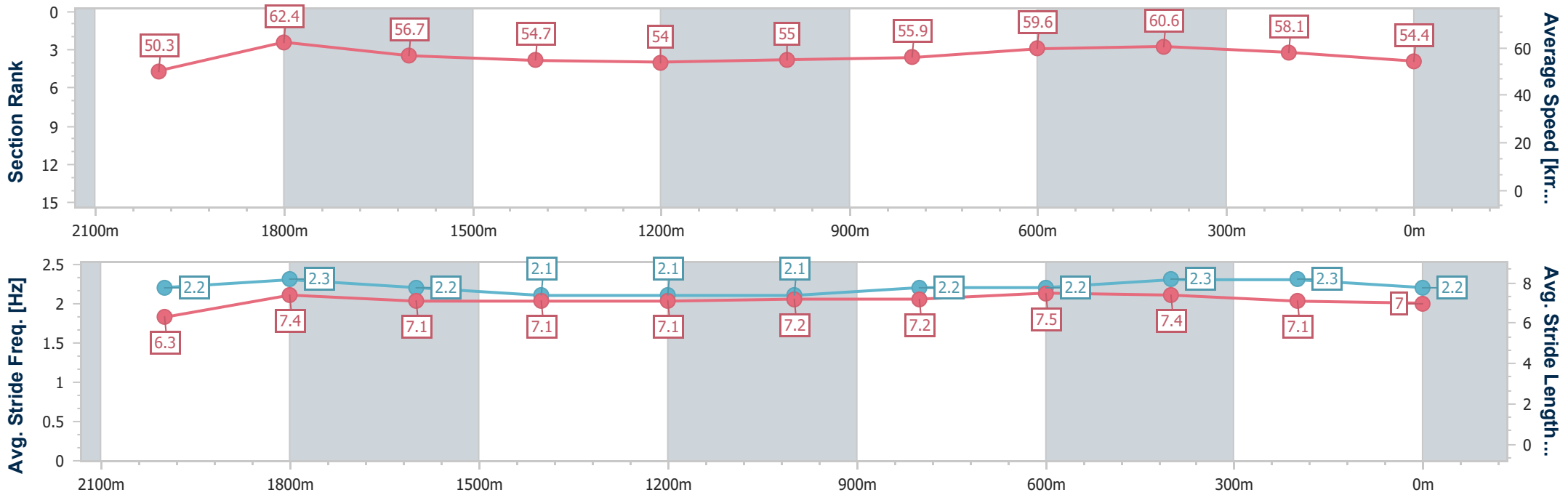
Race 1: TAB Maiden Plate - 2210m

09 August 2024 - 11:41



Track Rating: Soft 5, Weather: Fine, Rail Position: +10m Entire

Section	Overall	2000m	1800m	1600m	1400m	1200m	1000m	800m	600m	400m	200m
Section Times	2:21.23 [7] (0:15.02)	2:06.21 [1] (0:11.58)	1:54.63 [1] (0:12.53)	1:42.10 [3] (0:13.12)	1:28.98 [3] (0:13.27)	1:15.71 [3] (0:13.13)	1:02.58 [4] (0:12.85)	0:49.73 [4] (0:12.11)	0:37.62 [4] (0:11.96)	0:25.66 [3] (0:12.41)	0:13.25 [3] (0:13.25)
Average Speed [km/h]	50.3	62.4	56.7	54.7	54.0	55.0	55.9	59.6	60.6	58.1	54.4
Top Speed [km/h]	62.1	62.9	61.8	56.0	54.8	55.6	58.1	62.0	61.7	59.3	57.6
Avg. Dist. to Rail [m]	3.6	1.4	1.4	0.9	1.1	0.3	0.2	0.4	1.8	0.8	2.7
Avg. Stride Freq. [Hz]	2.2	2.3	2.2	2.1	2.1	2.1	2.2	2.2	2.3	2.3	2.2
Avg. Stride Length [m]	6.3	7.4	7.1	7.1	7.1	7.2	7.2	7.5	7.4	7.1	7.0



- [ ] Ranking at each section and finish
- .-.- No data available at this section
- NA No data available



Horse/Jockey Name	Beasticon
Final Rank	8
Fastest Section Time (Section)	0:11.74 (2000m)
Top Speed [km/h] (Section)	61.7 (2000m)
Race State	Finished



### Ipswich QLD Professional

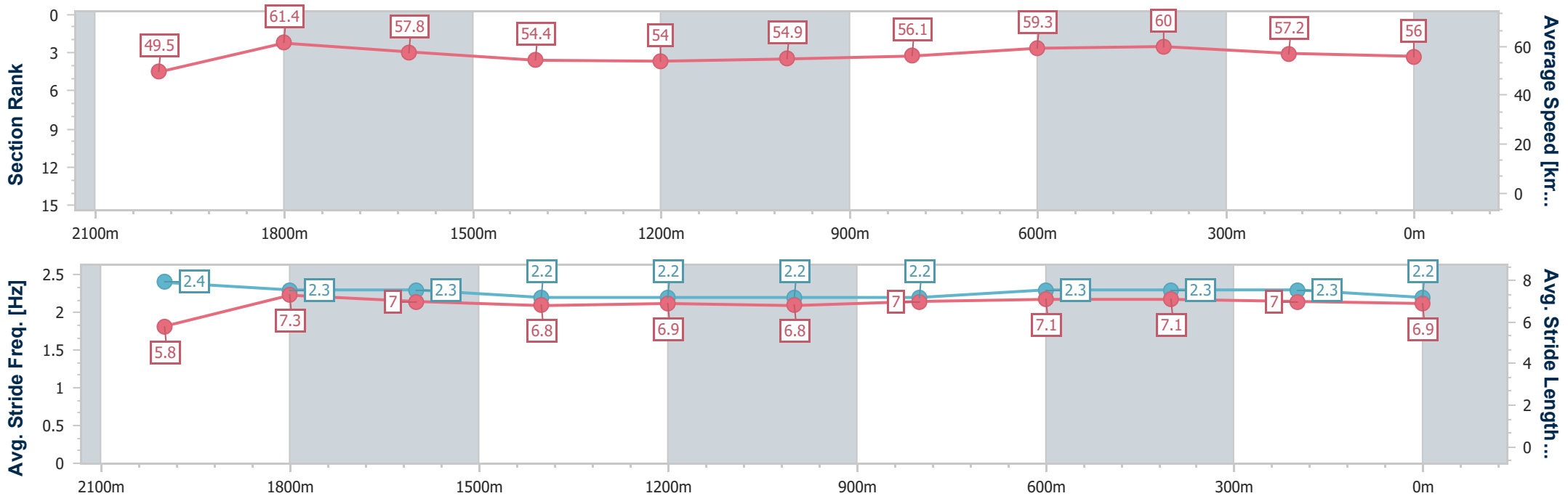
Race 1: TAB Maiden Plate - 2210m

09 August 2024 - 11:41



Track Rating: Soft 5, Weather: Fine, Rail Position: +10m Entire

Section	Overall	2000m	1800m	1600m	1400m	1200m	1000m	800m	600m	400m	200m
Section Times	2:21.25 [8] (0:15.26)	2:05.99 [4] (0:11.74)	1:54.25 [4] (0:12.30)	1:41.95 [5] (0:13.25)	1:28.70 [5] (0:13.29)	1:15.41 [5] (0:13.08)	1:02.33 [5] (0:12.84)	0:49.49 [5] (0:12.09)	0:37.40 [6] (0:11.98)	0:25.42 [6] (0:12.56)	0:12.86 [6] (0:12.86)
Average Speed [km/h]	49.5	61.4	57.8	54.4	54.0	54.9	56.1	59.3	60.0	57.2	56.0
Top Speed [km/h]	61.6	61.7	60.9	55.8	54.8	55.5	58.2	61.3	61.5	58.3	58.3
Avg. Dist. to Rail [m]	2.4	1.3	1.0	0.4	1.0	0.4	0.3	0.8	0.7	1.0	2.1
Avg. Stride Freq. [Hz]	2.4	2.3	2.3	2.2	2.2	2.2	2.2	2.3	2.3	2.3	2.2
Avg. Stride Length [m]	5.8	7.3	7.0	6.8	6.9	6.8	7.0	7.1	7.1	7.0	6.9



- [ ] Ranking at each section and finish
- .-.- No data available at this section
- NA No data available



Horse/Jockey Name	Fit And Proper
Final Rank	9
Fastest Section Time (Section)	0:11.77 (2000m)
Top Speed [km/h] (Section)	62.6 (Overall)
Race State	Finished



### Ipswich QLD Professional

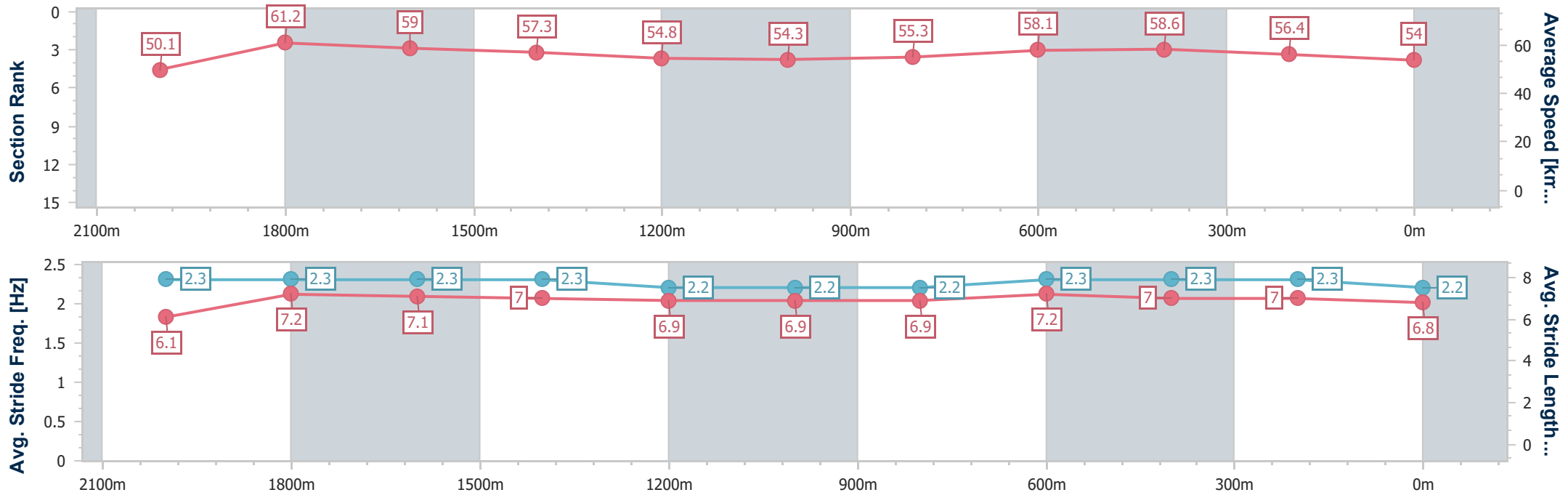
Race 1: TAB Maiden Plate - 2210m

09 August 2024 - 11:41



Track Rating: Soft 5, Weather: Fine, Rail Position: +10m Entire

Section	Overall	2000m	1800m	1600m	1400m	1200m	1000m	800m	600m	400m	200m
Section Times	2:21.64 [9] (0:15.09)	2:06.55 [3] (0:11.77)	1:54.78 [3] (0:12.18)	1:42.60 [2] (0:12.57)	1:30.03 [1] (0:13.10)	1:16.93 [1] (0:13.26)	1:03.67 [1] (0:13.04)	0:50.63 [1] (0:12.34)	0:38.29 [1] (0:12.22)	0:26.07 [4] (0:12.72)	0:13.35 [5] (0:13.35)
Average Speed [km/h]	50.1	61.2	59.0	57.3	54.8	54.3	55.3	58.1	58.6	56.4	54.0
Top Speed [km/h]	62.6	62.1	61.3	59.2	55.6	55.1	56.2	60.4	60.2	56.8	56.7
Avg. Dist. to Rail [m]	6.9	0.9	0.4	0.5	0.9	0.4	0.2	0.7	0.8	1.0	0.9
Avg. Stride Freq. [Hz]	2.3	2.3	2.3	2.3	2.2	2.2	2.2	2.3	2.3	2.3	2.2
Avg. Stride Length [m]	6.1	7.2	7.1	7.0	6.9	6.9	6.9	7.2	7.0	7.0	6.8



- [ ] Ranking at each section and finish
- .-.- No data available at this section
- NA No data available



Horse/Jockey Name	Fionte
Final Rank	10
Fastest Section Time (Section)	0:11.82 (800m)
Top Speed [km/h] (Section)	62.3 (800m)
Race State	Finished



### Ipswich QLD Professional

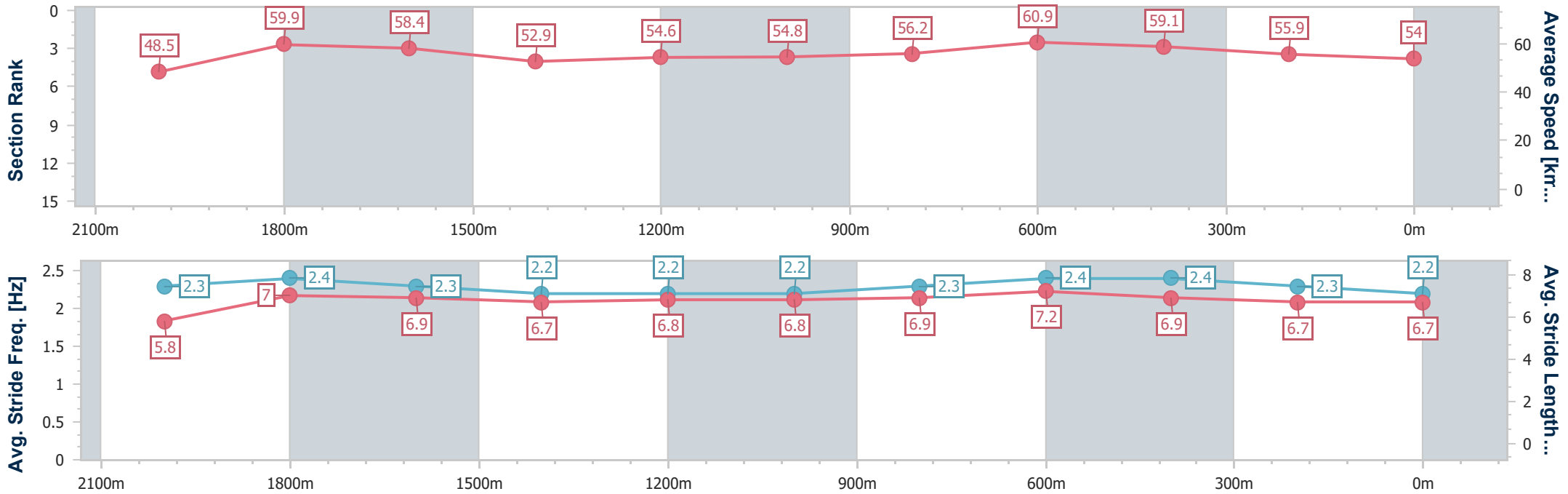
Race 1: TAB Maiden Plate - 2210m

09 August 2024 - 11:41



Track Rating: Soft 5, Weather: Fine, Rail Position: +10m Entire

Section	Overall	2000m	1800m	1600m	1400m	1200m	1000m	800m	600m	400m	200m
Section Times	2:22.79 [10] (0:15.56)	2:07.23 [7] (0:12.06)	1:55.17 [9] (0:12.33)	1:42.84 [10] (0:13.63)	1:29.21 [10] (0:13.11)	1:16.10 [10] (0:13.11)	1:02.99 [10] (0:12.77)	0:50.22 [10] (0:11.82)	0:38.40 [9] (0:12.20)	0:26.20 [10] (0:12.86)	0:13.34 [9] (0:13.34)
Average Speed [km/h]	48.5	59.9	58.4	52.9	54.6	54.8	56.2	60.9	59.1	55.9	54.0
Top Speed [km/h]	61.7	61.1	60.9	54.8	57.1	56.2	58.4	62.3	61.9	58.5	55.3
Avg. Dist. to Rail [m]	3.0	0.6	0.5	0.9	0.9	0.5	0.9	0.7	0.6	0.5	1.3
Avg. Stride Freq. [Hz]	2.3	2.4	2.3	2.2	2.2	2.2	2.3	2.4	2.4	2.3	2.2
Avg. Stride Length [m]	5.8	7.0	6.9	6.7	6.8	6.8	6.9	7.2	6.9	6.7	6.7



- [ ] Ranking at each section and finish
- .-.- No data available at this section
- NA No data available



Horse/Jockey Name	Ranger Enjay
Final Rank	11
Fastest Section Time (Section)	0:11.74 (2000m)
Top Speed [km/h] (Section)	61.8 (2000m)
Race State	Finished



### Ipswich QLD Professional

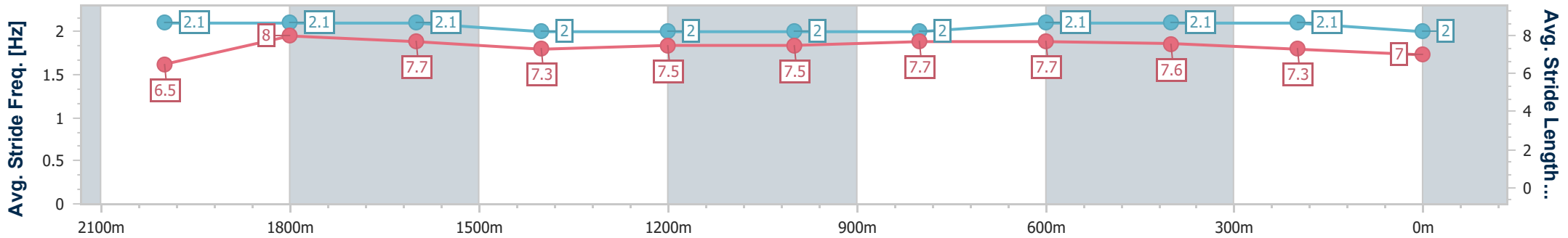
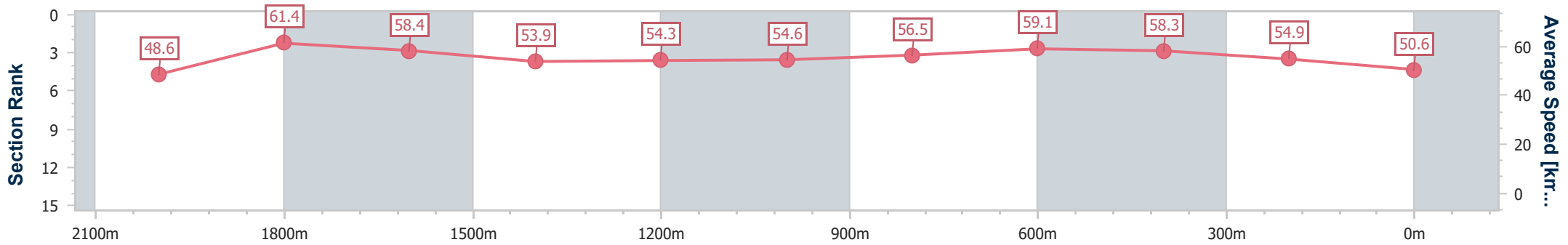
Race 1: TAB Maiden Plate - 2210m

09 August 2024 - 11:41



Track Rating: Soft 5, Weather: Fine, Rail Position: +10m Entire

Section	Overall	2000m	1800m	1600m	1400m	1200m	1000m	800m	600m	400m	200m
Section Times	2:23.82 [11] (0:15.57)	2:08.25 [8] (0:11.74)	1:56.51 [6] (0:12.23)	1:44.28 [6] (0:13.36)	1:30.92 [7] (0:13.26)	1:17.66 [7] (0:13.15)	1:04.51 [7] (0:12.77)	0:51.74 [7] (0:12.14)	0:39.60 [7] (0:12.31)	0:27.29 [9] (0:13.04)	0:14.25 [10] (0:14.25)
Average Speed [km/h]	48.6	61.4	58.4	53.9	54.3	54.6	56.5	59.1	58.3	54.9	50.6
Top Speed [km/h]	61.5	61.8	60.9	55.6	55.9	55.9	59.1	60.7	60.4	57.1	53.3
Avg. Dist. to Rail [m]	1.3	1.4	0.7	0.2	0.5	0.3	0.4	0.6	0.6	1.4	1.2
Avg. Stride Freq. [Hz]	2.1	2.1	2.1	2.0	2.0	2.0	2.0	2.1	2.1	2.1	2.0
Avg. Stride Length [m]	6.5	8.0	7.7	7.3	7.5	7.5	7.7	7.7	7.6	7.3	7.0



- [ ] Ranking at each section and finish
- .-.- No data available at this section
- NA No data available



Horse/Jockey Name	Pride Of Passion
Final Rank	2
Fastest Section Time (Section)	-:--:--
Top Speed [km/h] (Section)	--.-
Race State	DidNotTrack



### Ipswich QLD Professional

Race 1: TAB Maiden Plate - 2210m

09 August 2024 - 11:41



Track Rating: Soft 5, Weather: Fine, Rail Position: +10m Entire

Section	Overall	2000m	1800m	1600m	1400m	1200m	1000m	800m	600m	400m	200m		
Section Times	-:--:--	-:--:--	-:--:--	-:--:--	-:--:--	-:--:--	-:--:--	-:--:--	-:--:--	-:--:--	-:--:--		
Average Speed [km/h]	--.-	--.-	--.-	--.-	--.-	--.-	--.-	--.-	--.-	--.-	--.-		
Top Speed [km/h]	--.-	--.-	--.-	--.-	--.-	--.-	--.-	--.-	--.-	--.-	--.-		
Avg. Dist. to Rail [m]	--	--	--	--	--	--	--	--	--	--	--		
Avg. Stride Freq. [Hz]	--.-	--.-	--.-	--.-	--.-	--.-	--.-	--.-	--.-	--.-	--.-		
Avg. Stride Length [m]	--.-	--.-	--.-	--.-	--.-	--.-	--.-	--.-	--.-	--.-	--.-		

- [ ] Ranking at each section and finish
- :--:-- No data available at this section
- NA No data available



# Ipswich QLD Professional

## Race 2: BARRIER REEF POOLS QTIS Three-Year-Old Maiden Plate - 800m

09 August 2024 - 12:13



Track Rating: Soft 5, Weather: Fine, Rail Position: +10m Entire

Section										Last 600m		
Field Times		Overall	600m	400m	200m							
		0:46.26 (0:13.54)	0:32.72 (0:10.28)	0:22.44 (0:10.94)	0:11.50 (0:11.50)						0:32.72	
Rank	TAB	Horse/Jockey	Barrier	Top Speed [km/h]	Fastest Section	Overall	600m	400m	200m	Margin	Last 600m	Distance Travelled [m]
1	10	TIPSY TIGER Angela Jones	2	71.4 600m	0:10.29 600m	0:46.26 [1] (0:13.54)	0:32.72 [1] (0:10.29)	0:22.43 [2] (0:10.93)	0:11.50 [1] (0:11.50)	0:46.26	0:32.72	
2	7	KIRRA'S SISTER Karl Zechner	11	70.3 600m	0:10.44 600m	0:46.50 [2] (0:13.56)	0:32.94 [2] (0:10.44)	0:22.50 [3] (0:10.89)	0:11.61 [3] (0:11.61)	1.38L	0:32.94	+3
3	11	PARTY ISLAND Taylor Marshall	1	70.2 600m	0:10.34 600m	0:46.59 [3] (0:13.67)	0:32.92 [4] (0:10.34)	0:22.58 [4] (0:10.93)	0:11.65 [4] (0:11.65)	1.92L	0:32.92	+1
4	2	STATE IN TEXAS Anthony Allen	9	72.4 Overall	0:10.23 600m	0:46.79 [4] (0:13.59)	0:33.20 [3] (0:10.23)	0:22.97 [1] (0:10.98)	0:11.99 [2] (0:11.99)	3.07L	0:33.20	+1
5	9	READY TO SCHIPP Cejay Graham	8	67.7 600m	0:10.79 600m	0:47.19 [5] (0:14.03)	0:33.16 [8] (0:10.79)	0:22.37 [9] (0:11.30)	0:11.07 [8] (0:11.07)	5.46L	0:33.16	+1
6	13	SHE AIN'T SWEET Nozi Tomizawa	10	70.6 600m	0:10.46 600m	0:47.60 [6] (0:13.86)	0:33.74 [5] (0:10.46)	0:23.28 [5] (0:11.58)	0:11.70 [5] (0:11.70)	7.88L	0:33.74	+2
7	4	DEEBEE'S GIRL Noriyuki Masuda	7	68.8 Overall	0:10.77 600m	0:47.67 [7] (0:13.93)	0:33.74 [6] (0:10.77)	0:22.97 [8] (0:11.42)	0:11.55 [9] (0:11.55)	8.26L	0:33.74	+4
8	6	GRANDMA'S LOVE Georgina Cartwright	5	69.6 600m	0:10.51 600m	0:47.69 [8] (0:14.08)	0:33.61 [9] (0:10.51)	0:23.10 [7] (0:11.41)	0:11.69 [7] (0:11.69)	8.38L	0:33.61	+0
9	1	RAMP IT UP Bailey Wheeler	6	68.4 600m	0:10.64 600m	0:47.69 [9] (0:14.48)	0:33.21 [10] (0:10.64)	0:22.57 [10] (0:11.05)	0:11.52 [10] (0:11.52)	8.39L	0:33.21	+2
10	12	MISHANI DELTA Samantha Collett	4	69.3 600m	0:10.54 600m	0:47.73 [10] (0:14.01)	0:33.72 [7] (0:10.54)	0:23.18 [6] (0:11.38)	0:11.80 [6] (0:11.80)	8.63L	0:33.72	+0

Scratched: Blue Eye Dame (#3), Maragical (#8), Elemis (#5), Framed It (#14), Ski By (#15)

Report Created: Fri 9 August 2024 12:32 GMT+10 (Note: Timing is based on position data)

Page 1/11

[ ] Ranking at each section and finish  
 -:-:- No data available at this section  
 NA No data available

SCN Saddle cloth number  
 DNF Did not finish  
 DNT Did not track

data processed by TRIPLESDATA





Horse/Jockey Name	Tipsy Tiger
Final Rank	1
Fastest Section Time (Section)	0:10.29 (600m)
Top Speed [km/h] (Section)	71.4 (600m)
Race State	Finished



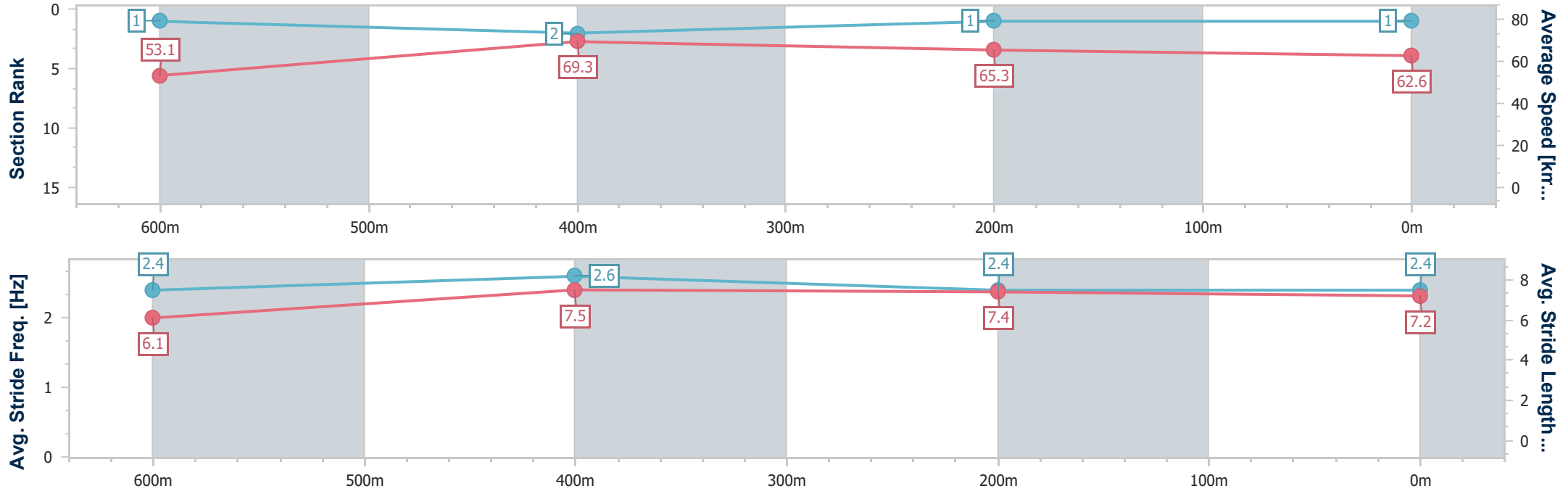
Ipswich QLD Professional  
 Race 2: BARRIER REEF POOLS QTIS Three-Year-Old Maiden  
 Plate - 800m



09 August 2024 - 12:13

Track Rating: Soft 5, Weather: Fine, Rail Position: +10m Entire

Section	Overall	600m	400m	200m
Section Times	0:46.26 [1] (0:13.54)	0:32.72 [1] (0:10.29)	0:22.43 [2] (0:10.93)	0:11.50 [1] (0:11.50)
Average Speed [km/h]	53.1	69.3	65.3	62.6
Top Speed [km/h]	70.3	71.4	66.9	64.8
Avg. Dist. to Rail [m]	0.7	2.4	3.1	2.9
Avg. Stride Freq. [Hz]	2.4	2.6	2.4	2.4
Avg. Stride Length [m]	6.1	7.5	7.4	7.2



- [ ] Ranking at each section and finish
- .-.- No data available at this section
- NA No data available



Horse/Jockey Name	Kirra's Sister
Final Rank	2
Fastest Section Time (Section)	0:10.44 (600m)
Top Speed [km/h] (Section)	70.3 (600m)
Race State	Finished



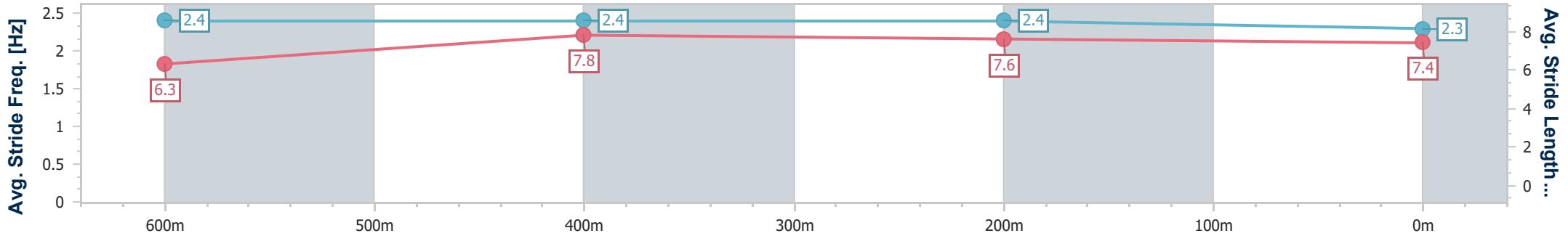
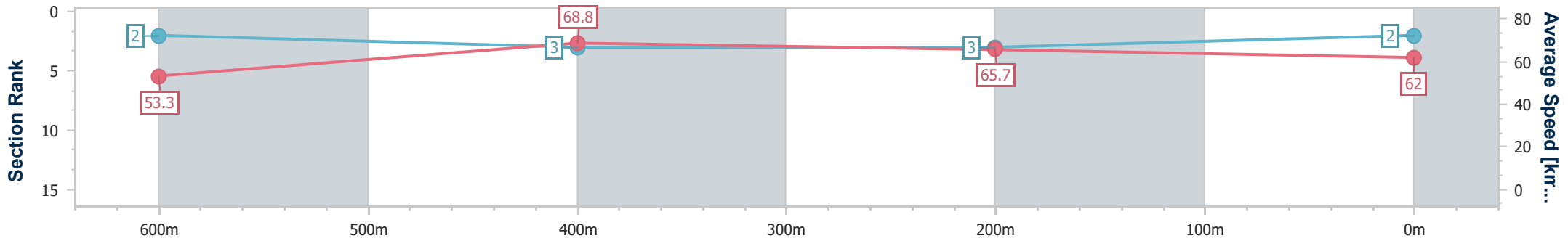
Ipswich QLD Professional  
 Race 2: BARRIER REEF POOLS QTIS Three-Year-Old Maiden  
 Plate - 800m



09 August 2024 - 12:13

Track Rating: Soft 5, Weather: Fine, Rail Position: +10m Entire

Section	Overall	600m	400m	200m
Section Times	0:46.50 [2] (0:13.56)	0:32.94 [2] (0:10.44)	0:22.50 [3] (0:10.89)	0:11.61 [3] (0:11.61)
Average Speed [km/h]	53.3	68.8	65.7	62.0
Top Speed [km/h]	70.2	70.3	66.6	64.4
Avg. Dist. to Rail [m]	6.7	0.8	1.3	1.4
Avg. Stride Freq. [Hz]	2.4	2.4	2.4	2.3
Avg. Stride Length [m]	6.3	7.8	7.6	7.4



- [ ] Ranking at each section and finish
- .-.- No data available at this section
- NA No data available



Horse/Jockey Name	Party Island
Final Rank	3
Fastest Section Time (Section)	0:10.34 (600m)
Top Speed [km/h] (Section)	70.2 (600m)
Race State	Finished



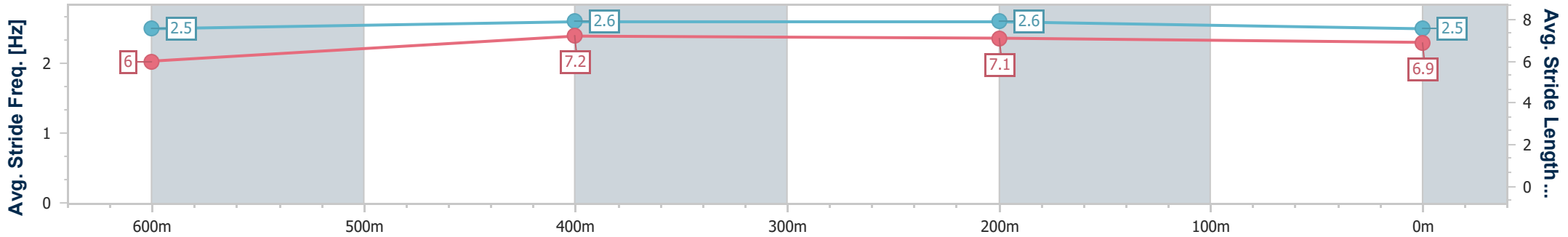
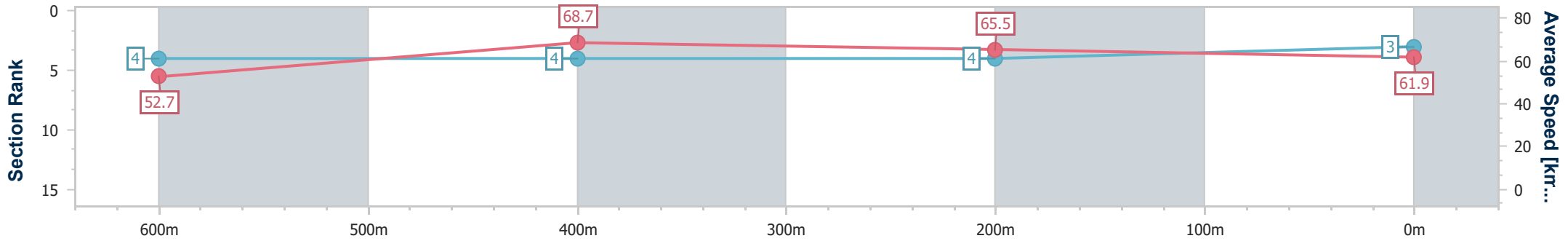
Ipswich QLD Professional  
Race 2: BARRIER REEF POOLS QTIS Three-Year-Old Maiden Plate - 800m



09 August 2024 - 12:13

Track Rating: Soft 5, Weather: Fine, Rail Position: +10m Entire

Section	Overall	600m	400m	200m
Section Times	0:46.59 [3] (0:13.67)	0:32.92 [4] (0:10.34)	0:22.58 [4] (0:10.93)	0:11.65 [4] (0:11.65)
Average Speed [km/h]	52.7	68.7	65.5	61.9
Top Speed [km/h]	69.0	70.2	67.5	63.6
Avg. Dist. to Rail [m]	0.4	2.0	1.5	1.3
Avg. Stride Freq. [Hz]	2.5	2.6	2.6	2.5
Avg. Stride Length [m]	6.0	7.2	7.1	6.9



- [ ] Ranking at each section and finish
- .-.- No data available at this section
- NA No data available



Horse/Jockey Name	State In Texas
Final Rank	4
Fastest Section Time (Section)	0:10.23 (600m)
Top Speed [km/h] (Section)	72.4 (Overall)
Race State	Finished



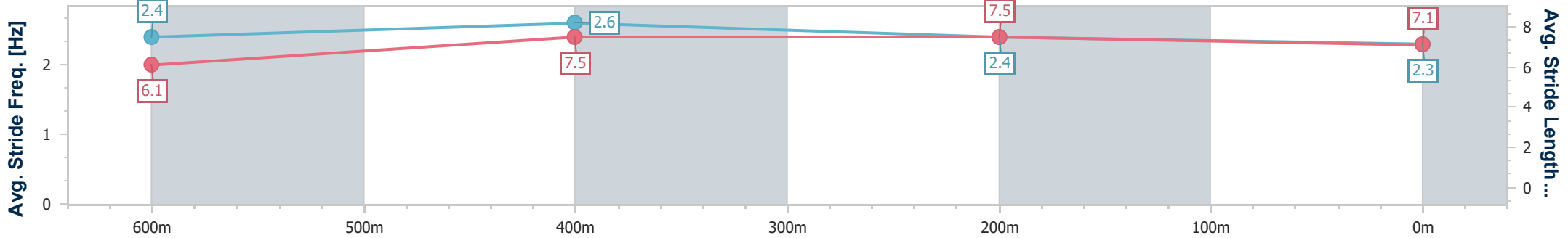
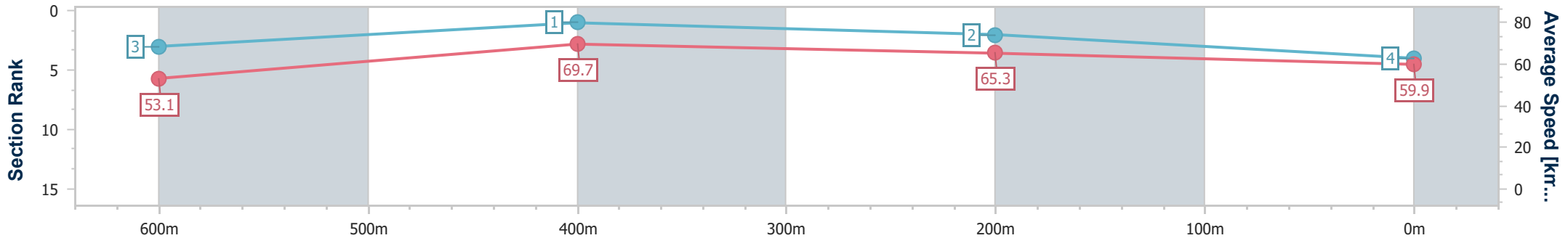
Ipswich QLD Professional  
 Race 2: BARRIER REEF POOLS QTIS Three-Year-Old Maiden  
 Plate - 800m



09 August 2024 - 12:13

Track Rating: Soft 5, Weather: Fine, Rail Position: +10m Entire

Section	Overall	600m	400m	200m
Section Times	0:46.79 [4] (0:13.59)	0:33.20 [3] (0:10.23)	0:22.97 [1] (0:10.98)	0:11.99 [2] (0:11.99)
Average Speed [km/h]	53.1	69.7	65.3	59.9
Top Speed [km/h]	72.4	72.0	67.9	63.8
Avg. Dist. to Rail [m]	5.9	1.1	1.7	0.2
Avg. Stride Freq. [Hz]	2.4	2.6	2.4	2.3
Avg. Stride Length [m]	6.1	7.5	7.5	7.1



- [ ] Ranking at each section and finish
- .-.- No data available at this section
- NA No data available



Horse/Jockey Name	Ready To Schipp
Final Rank	5
Fastest Section Time (Section)	0:10.79 (600m)
Top Speed [km/h] (Section)	67.7 (600m)
Race State	Finished



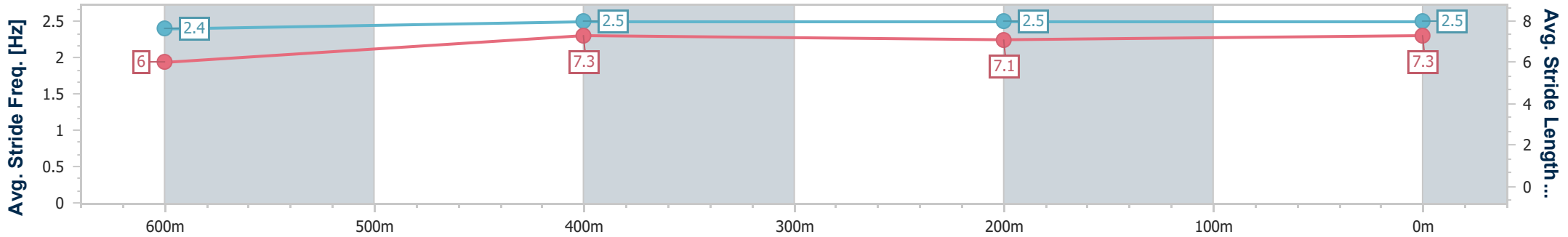
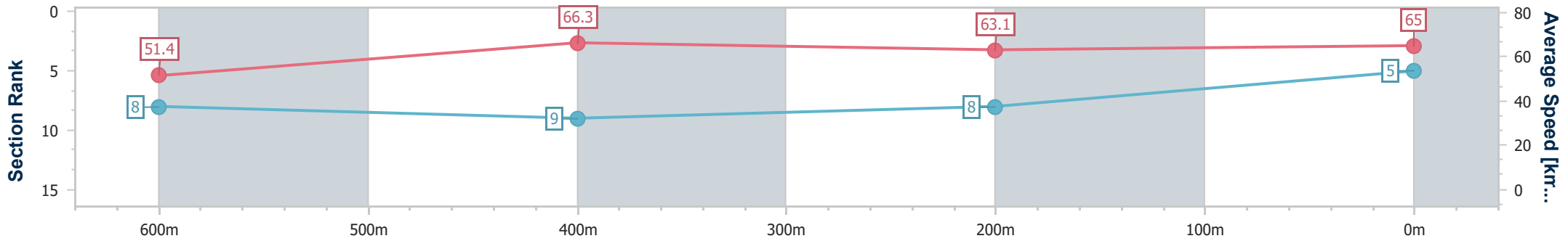
Ipswich QLD Professional  
 Race 2: BARRIER REEF POOLS QTIS Three-Year-Old Maiden  
 Plate - 800m



09 August 2024 - 12:13

Track Rating: Soft 5, Weather: Fine, Rail Position: +10m Entire

Section	Overall	600m	400m	200m
Section Times	0:47.19 [5] (0:14.03)	0:33.16 [8] (0:10.79)	0:22.37 [9] (0:11.30)	0:11.07 [8] (0:11.07)
Average Speed [km/h]	51.4	66.3	63.1	65.0
Top Speed [km/h]	67.2	67.7	66.1	66.1
Avg. Dist. to Rail [m]	5.3	1.5	2.3	0.5
Avg. Stride Freq. [Hz]	2.4	2.5	2.5	2.5
Avg. Stride Length [m]	6.0	7.3	7.1	7.3



- [ ] Ranking at each section and finish
- .-.- No data available at this section
- NA No data available



Horse/Jockey Name	She Ain't Sweet
Final Rank	6
Fastest Section Time (Section)	0:10.46 (600m)
Top Speed [km/h] (Section)	70.6 (600m)
Race State	Finished



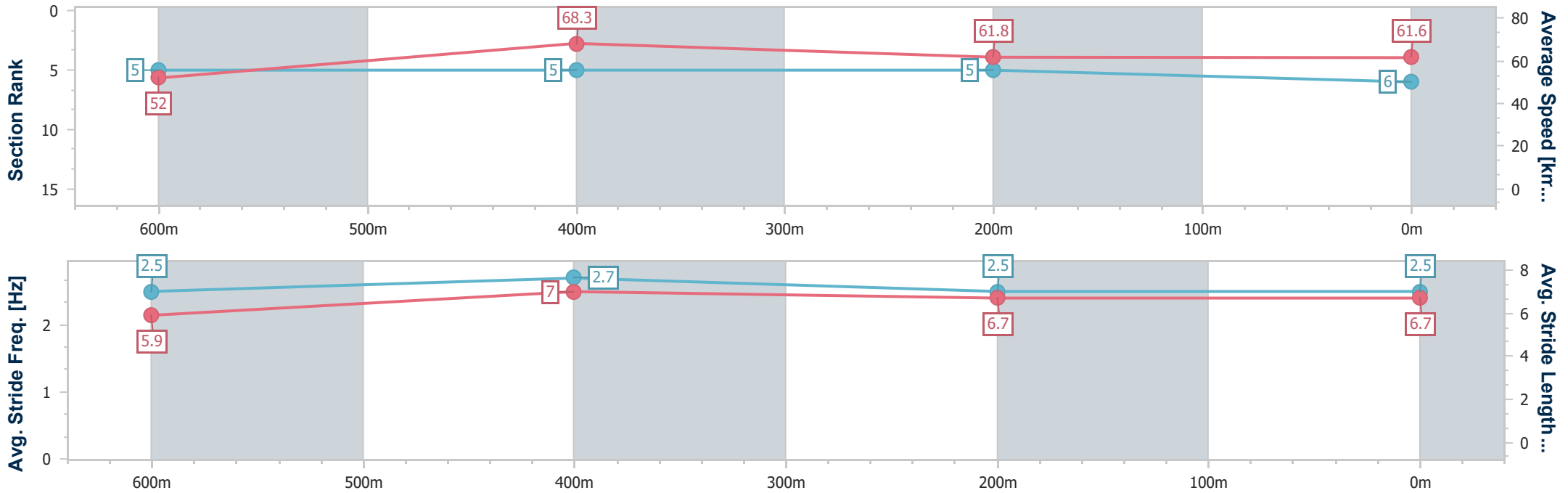
Ipswich QLD Professional  
 Race 2: BARRIER REEF POOLS QTIS Three-Year-Old Maiden  
 Plate - 800m



09 August 2024 - 12:13

Track Rating: Soft 5, Weather: Fine, Rail Position: +10m Entire

Section	Overall	600m	400m	200m
Section Times	0:47.60 [6] (0:13.86)	0:33.74 [5] (0:10.46)	0:23.28 [5] (0:11.58)	0:11.70 [5] (0:11.70)
Average Speed [km/h]	52.0	68.3	61.8	61.6
Top Speed [km/h]	70.5	70.6	64.8	62.4
Avg. Dist. to Rail [m]	6.2	1.7	1.7	0.5
Avg. Stride Freq. [Hz]	2.5	2.7	2.5	2.5
Avg. Stride Length [m]	5.9	7.0	6.7	6.7



- [ ] Ranking at each section and finish
- .-.- No data available at this section
- NA No data available



Horse/Jockey Name	Deebee's Girl
Final Rank	7
Fastest Section Time (Section)	0:10.77 (600m)
Top Speed [km/h] (Section)	68.8 (Overall)
Race State	Finished



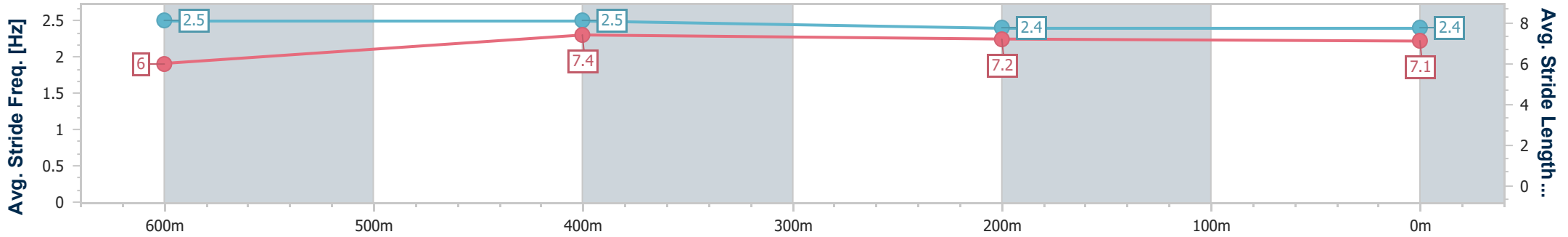
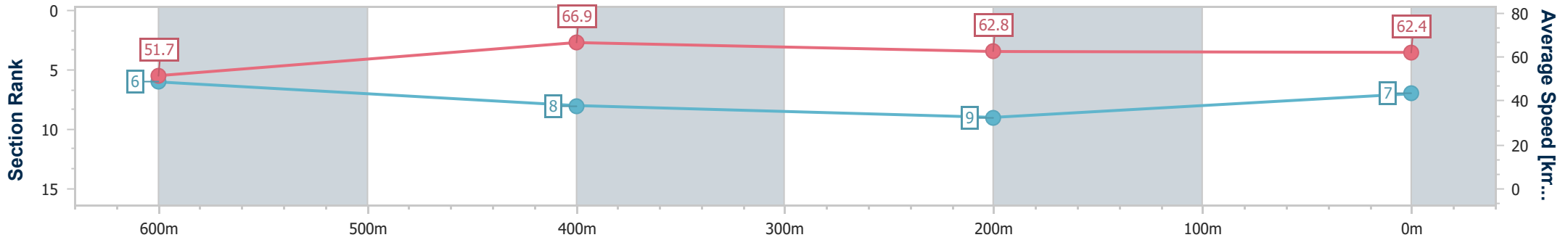
Ipswich QLD Professional  
Race 2: BARRIER REEF POOLS QTIS Three-Year-Old Maiden Plate - 800m



09 August 2024 - 12:13

Track Rating: Soft 5, Weather: Fine, Rail Position: +10m Entire

Section	Overall	600m	400m	200m
Section Times	0:47.67 [7] (0:13.93)	0:33.74 [6] (0:10.77)	0:22.97 [8] (0:11.42)	0:11.55 [9] (0:11.55)
Average Speed [km/h]	51.7	66.9	62.8	62.4
Top Speed [km/h]	68.8	68.7	65.3	63.4
Avg. Dist. to Rail [m]	3.4	0.6	1.0	4.1
Avg. Stride Freq. [Hz]	2.5	2.5	2.4	2.4
Avg. Stride Length [m]	6.0	7.4	7.2	7.1



- [ ] Ranking at each section and finish
- .-.- No data available at this section
- NA No data available



Horse/Jockey Name	Grandma's Love
Final Rank	8
Fastest Section Time (Section)	0:10.51 (600m)
Top Speed [km/h] (Section)	69.6 (600m)
Race State	Finished



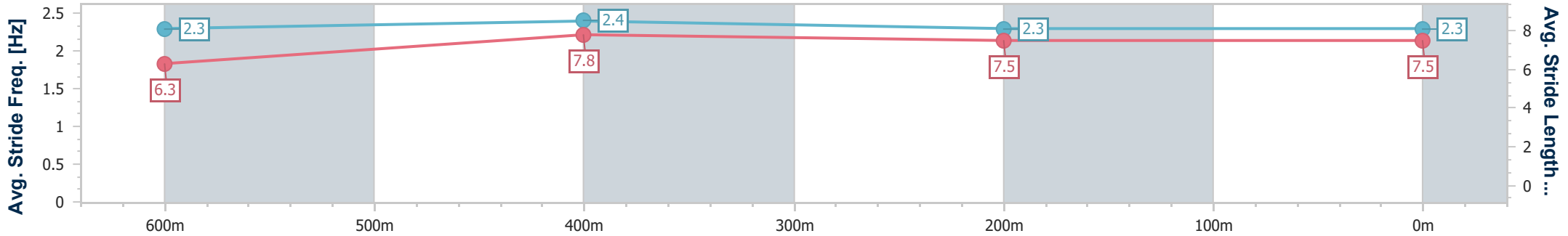
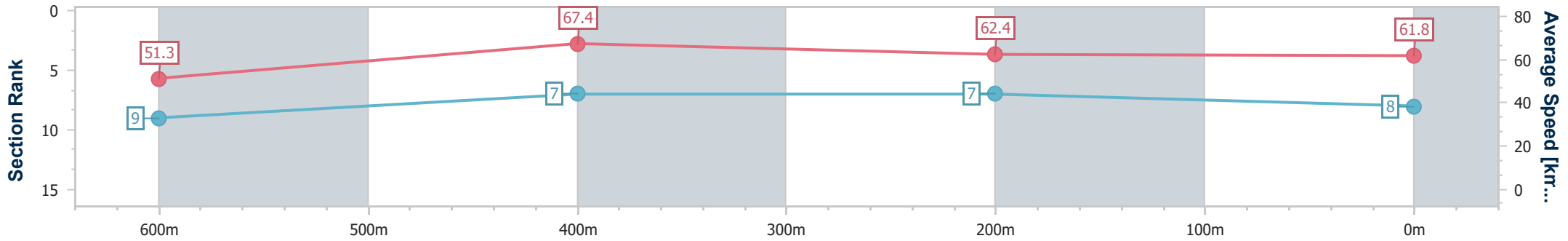
Ipswich QLD Professional  
 Race 2: BARRIER REEF POOLS QTIS Three-Year-Old Maiden  
 Plate - 800m



09 August 2024 - 12:13

Track Rating: Soft 5, Weather: Fine, Rail Position: +10m Entire

Section	Overall	600m	400m	200m
Section Times	0:47.69 [8] (0:14.08)	0:33.61 [9] (0:10.51)	0:23.10 [7] (0:11.41)	0:11.69 [7] (0:11.69)
Average Speed [km/h]	51.3	67.4	62.4	61.8
Top Speed [km/h]	68.1	69.6	65.1	62.1
Avg. Dist. to Rail [m]	2.3	2.8	1.8	2.7
Avg. Stride Freq. [Hz]	2.3	2.4	2.3	2.3
Avg. Stride Length [m]	6.3	7.8	7.5	7.5



- [ ] Ranking at each section and finish
- .-.- No data available at this section
- NA No data available





Horse/Jockey Name	Ramp It Up
Final Rank	9
Fastest Section Time (Section)	0:10.64 (600m)
Top Speed [km/h] (Section)	68.4 (600m)
Race State	Finished



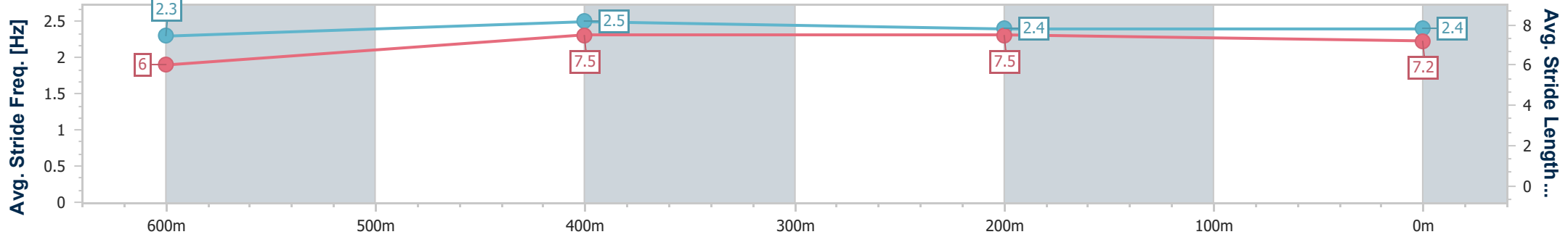
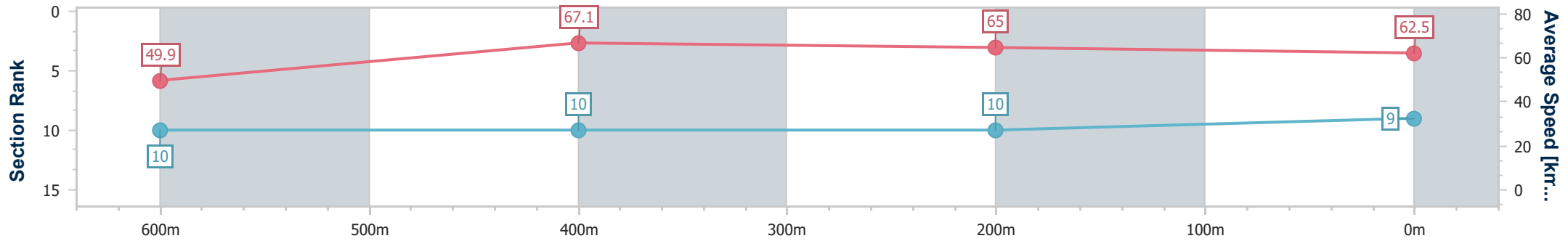
Ipswich QLD Professional  
 Race 2: BARRIER REEF POOLS QTIS Three-Year-Old Maiden  
 Plate - 800m



09 August 2024 - 12:13

Track Rating: Soft 5, Weather: Fine, Rail Position: +10m Entire

Section	Overall	600m	400m	200m
Section Times	0:47.69 [9] (0:14.48)	0:33.21 [10] (0:10.64)	0:22.57 [10] (0:11.05)	0:11.52 [10] (0:11.52)
Average Speed [km/h]	49.9	67.1	65.0	62.5
Top Speed [km/h]	66.2	68.4	66.3	63.9
Avg. Dist. to Rail [m]	4.4	1.4	1.1	1.4
Avg. Stride Freq. [Hz]	2.3	2.5	2.4	2.4
Avg. Stride Length [m]	6.0	7.5	7.5	7.2



- [ ] Ranking at each section and finish
- .-.- No data available at this section
- NA No data available



Horse/Jockey Name	Mishani Delta
Final Rank	10
Fastest Section Time (Section)	0:10.54 (600m)
Top Speed [km/h] (Section)	69.3 (600m)
Race State	Finished



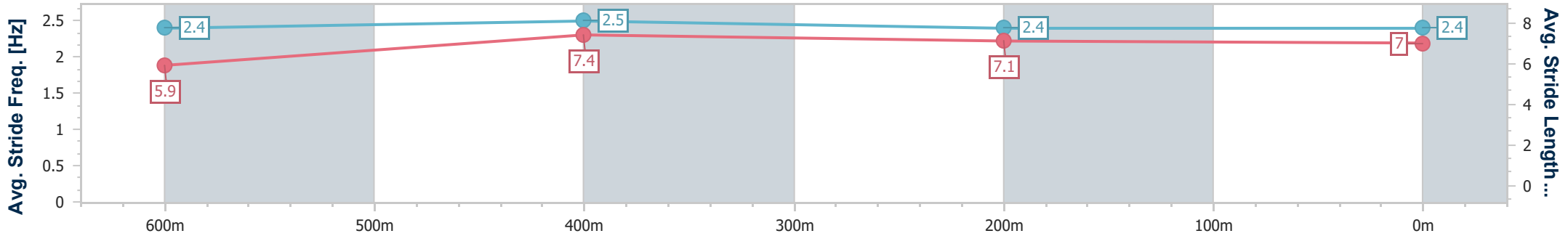
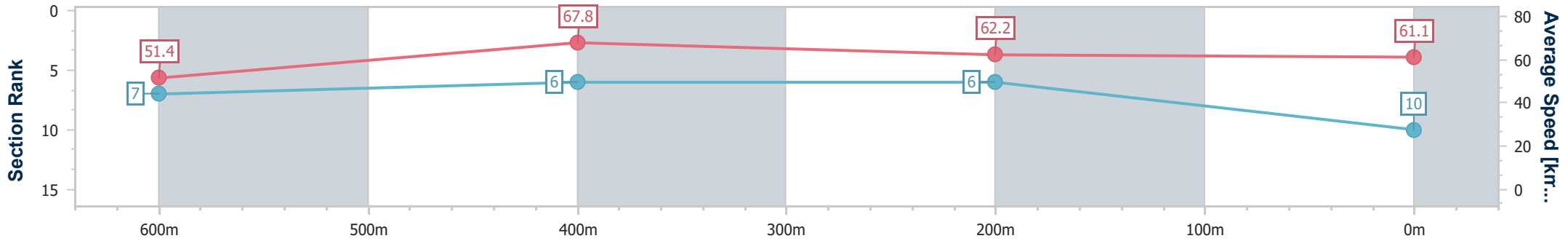
Ipswich QLD Professional  
 Race 2: BARRIER REEF POOLS QTIS Three-Year-Old Maiden  
 Plate - 800m



09 August 2024 - 12:13

Track Rating: Soft 5, Weather: Fine, Rail Position: +10m Entire

Section	Overall	600m	400m	200m
Section Times	0:47.73 [10] (0:14.01)	0:33.72 [7] (0:10.54)	0:23.18 [6] (0:11.38)	0:11.80 [6] (0:11.80)
Average Speed [km/h]	51.4	67.8	62.2	61.1
Top Speed [km/h]	68.0	69.3	64.9	62.6
Avg. Dist. to Rail [m]	1.5	2.2	3.5	3.3
Avg. Stride Freq. [Hz]	2.4	2.5	2.4	2.4
Avg. Stride Length [m]	5.9	7.4	7.1	7.0



- [ ] Ranking at each section and finish
- .-.- No data available at this section
- NA No data available



**Ipswich QLD Professional**  
**Race 3: LANCE'S 50TH MIDLIFE CRISIS Fillies and Mares Maiden**  
**Handicap - 1100m**  
**09 August 2024 - 12:49**



Track Rating: Soft 5, Weather: Fine, Rail Position: +10m Entire

Section		Overall										Last 600m	
Field Times		1:05.29										0:35.49	
		(0:08.42)											
		1000m										0:12.07	
		(0:10.37)										(0:12.07)	
		800m											
		0:46.50											
		(0:11.01)											
		600m											
		0:35.49											
		(0:11.41)											
		400m											
		0:24.08											
		(0:12.01)											
		200m											
		0:12.07											
		(0:12.07)											
Rank	TAB	Horse/Jockey	Barrier	Top Speed [km/h]	Fastest Section	Overall	1000m	800m	600m	400m	200m	Margin	Distance Travelled [m]
1	10	<b>BENGAL DIAMOND</b> Andrew Mallyon	8	67.9	0:08.51	1:05.29 [1] (0:08.51)	0:56.78 [4] (0:10.84)	0:45.94 [7] (0:10.95)	0:34.99 [7] (0:11.35)	0:23.64 [6] (0:11.61)	0:12.03 [2] (0:12.03)	1:05.29	0:34.99
2	3	<b>SOFALA</b> Corey Sutherland	2	69.6	0:08.45	1:05.51 [2] (0:08.45)	0:57.06 [2] (0:10.50)	0:46.56 [2] (0:11.03)	0:35.53 [2] (0:11.23)	0:24.30 [1] (0:12.01)	0:12.29 [1] (0:12.29)	1.29L	0:35.53 -7
3	7	<b>PRINCESS MONEYBAGS</b> James Orman	10	68.3	0:08.75	1:05.84 [3] (0:08.75)	0:57.09 [8] (0:11.03)	0:46.06 [10] (0:10.98)	0:35.08 [10] (0:11.39)	0:23.69 [10] (0:11.47)	0:12.22 [6] (0:12.22)	3.25L	0:35.08 +1
4	5	<b>SUPIDO ROSE</b> Georgina Cartwright	5	68.7	0:08.59	1:06.04 [4] (0:08.59)	0:57.45 [6] (0:10.63)	0:46.82 [5] (0:10.99)	0:35.83 [6] (0:11.41)	0:24.42 [5] (0:11.88)	0:12.54 [3] (0:12.54)	4.43L	0:35.83 -4
5	4	<b>FIERCE ROYALTY</b> Cody Collis	1	69.3	0:08.58	1:06.04 [5] (0:08.58)	0:57.46 [5] (0:10.65)	0:46.81 [6] (0:10.96)	0:35.85 [5] (0:11.41)	0:24.44 [4] (0:11.96)	0:12.48 [5] (0:12.48)	4.44L	0:35.85 -6
6	2	<b>GLISSA</b> Angela Jones	7	68.9	0:08.48	1:06.19 [6] (0:08.48)	0:57.71 [3] (0:10.70)	0:47.01 [3] (0:10.94)	0:36.07 [4] (0:11.67)	0:24.40 [7] (0:12.15)	0:12.25 [9] (0:12.25)	5.31L	0:36.07 +4
7	8	<b>CRYPT DE PIN</b> Bailey Wheeler	9	68.5	0:08.86	1:06.20 [7] (0:08.86)	0:57.34 [9] (0:10.71)	0:46.63 [9] (0:10.91)	0:35.72 [9] (0:11.48)	0:24.24 [8] (0:11.77)	0:12.47 [7] (0:12.47)	5.39L	0:35.72 -3
8	13	<b>TOXIC</b> Stacey Callow	6	70.9	0:08.88	1:06.90 [8] (0:08.88)	0:58.02 [10] (0:10.32)	0:47.70 [4] (0:10.80)	0:36.90 [3] (0:11.58)	0:25.32 [3] (0:12.32)	0:13.00 [8] (0:13.00)	9.51L	0:36.90 -3
9	1	<b>MORGANITE</b> Chelsea Baker	13	71.7	0:08.42	1:07.08 [9] (0:08.42)	0:58.66 [1] (0:10.37)	0:48.29 [1] (0:11.01)	0:37.28 [1] (0:11.47)	0:25.81 [2] (0:12.23)	0:13.58 [4] (0:13.58)	10.54L	0:37.28 -1
10	11	<b>SUMMER BRIDE</b> Micheal Hellyer	3	68.1	0:08.73	1:09.08 [10] (0:08.73)	1:00.35 [7] (0:10.77)	0:49.58 [8] (0:10.85)	0:38.73 [8] (0:11.65)	0:27.08 [9] (0:12.37)	0:14.71 [10] (0:14.71)	22.32L	0:38.73 -5

Scratched: Nirvana Beauty (#12), Divine Gem (#6), Little Spark (#9)

[ ] Ranking at each section and finish  
 -:-:- No data available at this section  
 NA No data available  
 SCN Saddle cloth number  
 DNF Did not finish  
 DNT Did not track



Horse/Jockey Name	Bengal Diamond
Final Rank	1
Fastest Section Time (Section)	0:08.51 (Overall)
Top Speed [km/h] (Section)	67.9 (1000m)
Race State	Finished



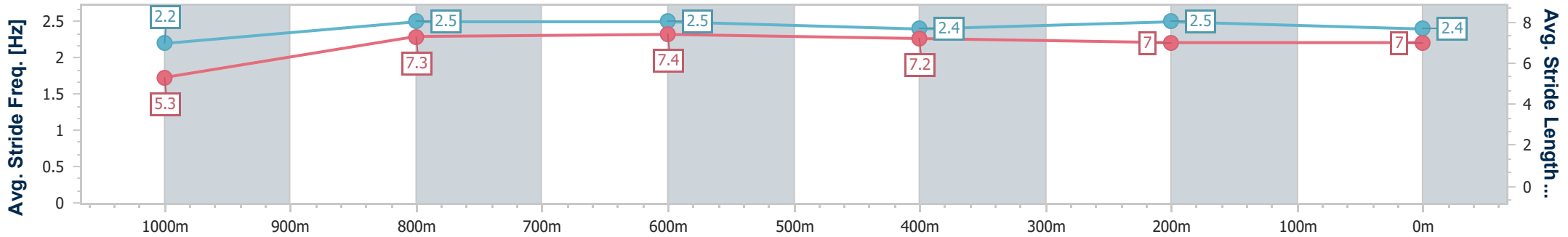
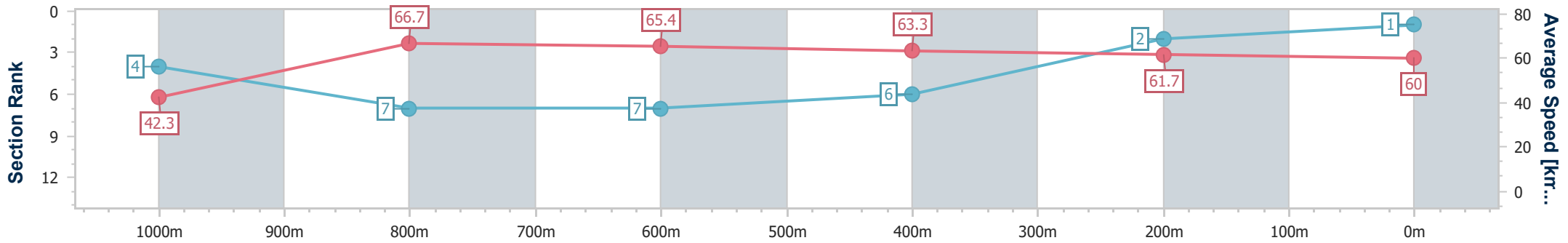
Ipswich QLD Professional  
 Race 3: LANCE'S 50TH MIDLIFE CRISIS Fillies and Mares  
 Maiden Handicap - 1100m



09 August 2024 - 12:49

Track Rating: Soft 5, Weather: Fine, Rail Position: +10m Entire

Section	Overall	1000m	800m	600m	400m	200m
Section Times	1:05.29 [1] (0:08.51)	0:56.78 [4] (0:10.84)	0:45.94 [7] (0:10.95)	0:34.99 [7] (0:11.35)	0:23.64 [6] (0:11.61)	0:12.03 [2] (0:12.03)
Average Speed [km/h]	42.3	66.7	65.4	63.3	61.7	60.0
Top Speed [km/h]	64.9	67.9	66.5	64.3	63.4	62.0
Avg. Dist. to Rail [m]	6.4	2.1	1.0	0.8	0.7	1.8
Avg. Stride Freq. [Hz]	2.2	2.5	2.5	2.4	2.5	2.4
Avg. Stride Length [m]	5.3	7.3	7.4	7.2	7.0	7.0



- [ ] Ranking at each section and finish
- .-.- No data available at this section
- NA No data available



Horse/Jockey Name	Sofala
Final Rank	2
Fastest Section Time (Section)	0:08.45 (Overall)
Top Speed [km/h] (Section)	69.6 (1000m)
Race State	Finished



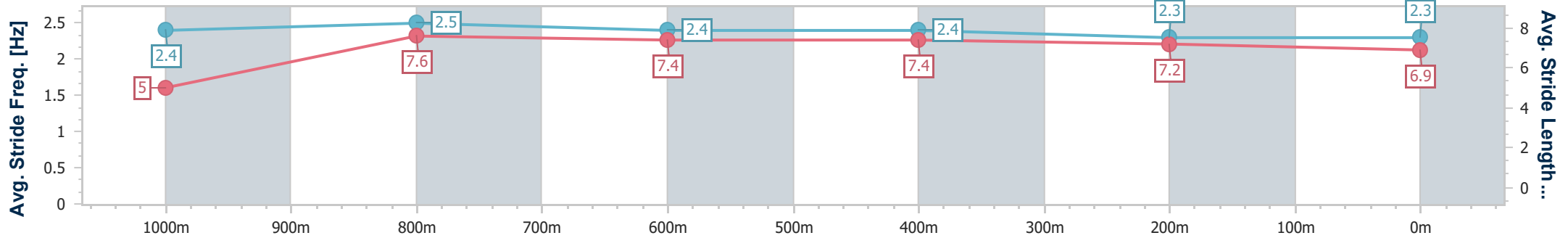
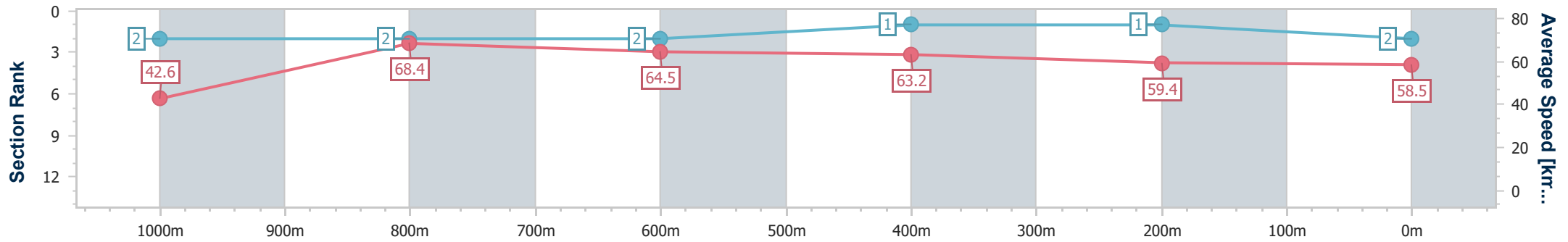
Ipswich QLD Professional  
 Race 3: LANCE'S 50TH MIDLIFE CRISIS Fillies and Mares  
 Maiden Handicap - 1100m



09 August 2024 - 12:49

Track Rating: Soft 5, Weather: Fine, Rail Position: +10m Entire

Section	Overall	1000m	800m	600m	400m	200m
Section Times	1:05.51 [2] (0:08.45)	0:57.06 [2] (0:10.50)	0:46.56 [2] (0:11.03)	0:35.53 [2] (0:11.23)	0:24.30 [1] (0:12.01)	0:12.29 [1] (0:12.29)
Average Speed [km/h]	42.6	68.4	64.5	63.2	59.4	58.5
Top Speed [km/h]	66.2	69.6	66.4	64.1	62.4	60.5
Avg. Dist. to Rail [m]	2.2	1.2	2.5	3.1	2.6	0.6
Avg. Stride Freq. [Hz]	2.4	2.5	2.4	2.4	2.3	2.3
Avg. Stride Length [m]	5.0	7.6	7.4	7.4	7.2	6.9



- [ ] Ranking at each section and finish
- .-.- No data available at this section
- NA No data available



Horse/Jockey Name	Princess Moneybags
Final Rank	3
Fastest Section Time (Section)	0:08.75 (Overall)
Top Speed [km/h] (Section)	68.3 (1000m)
Race State	Finished



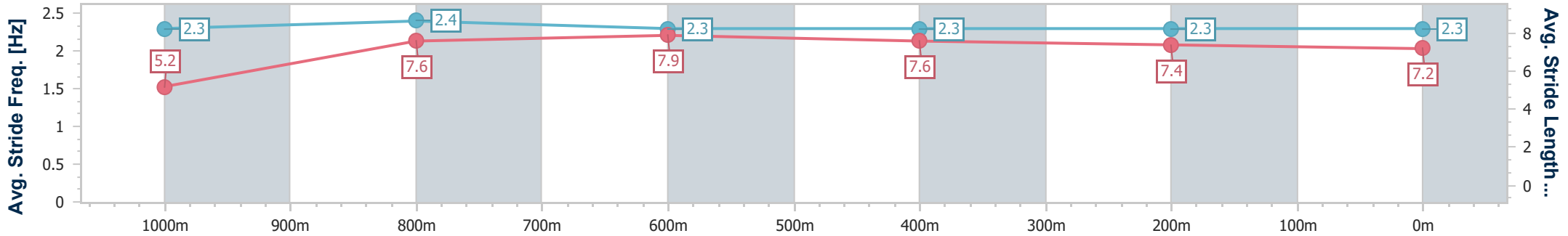
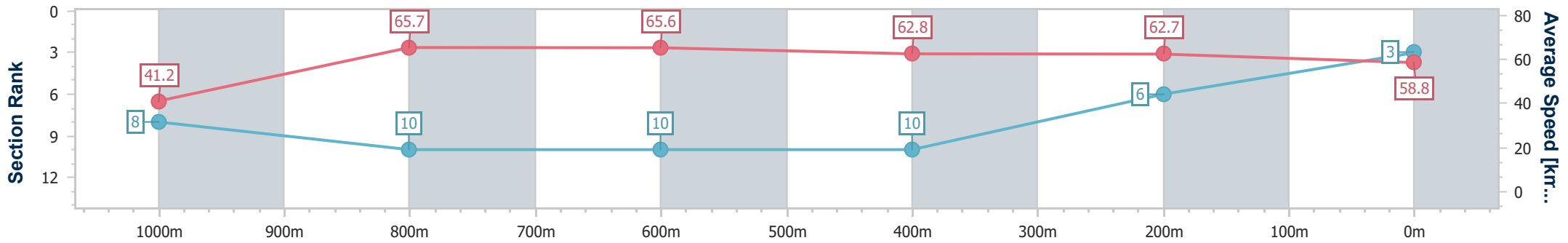
Ipswich QLD Professional  
 Race 3: LANCE'S 50TH MIDLIFE CRISIS Fillies and Mares  
 Maiden Handicap - 1100m



09 August 2024 - 12:49

Track Rating: Soft 5, Weather: Fine, Rail Position: +10m Entire

Section	Overall	1000m	800m	600m	400m	200m
Section Times	1:05.84 [3] (0:08.75)	0:57.09 [8] (0:11.03)	0:46.06 [10] (0:10.98)	0:35.08 [10] (0:11.39)	0:23.69 [10] (0:11.47)	0:12.22 [6]
Average Speed [km/h]	41.2	65.7	65.6	62.8	62.7	58.8
Top Speed [km/h]	63.3	68.3	66.3	64.4	63.9	60.2
Avg. Dist. to Rail [m]	9.7	2.9	0.6	0.7	0.9	1.9
Avg. Stride Freq. [Hz]	2.3	2.4	2.3	2.3	2.3	2.3
Avg. Stride Length [m]	5.2	7.6	7.9	7.6	7.4	7.2



- [ ] Ranking at each section and finish
- .-.- No data available at this section
- NA No data available



Horse/Jockey Name	Supido Rose
Final Rank	4
Fastest Section Time (Section)	0:08.59 (Overall)
Top Speed [km/h] (Section)	68.7 (1000m)
Race State	Finished



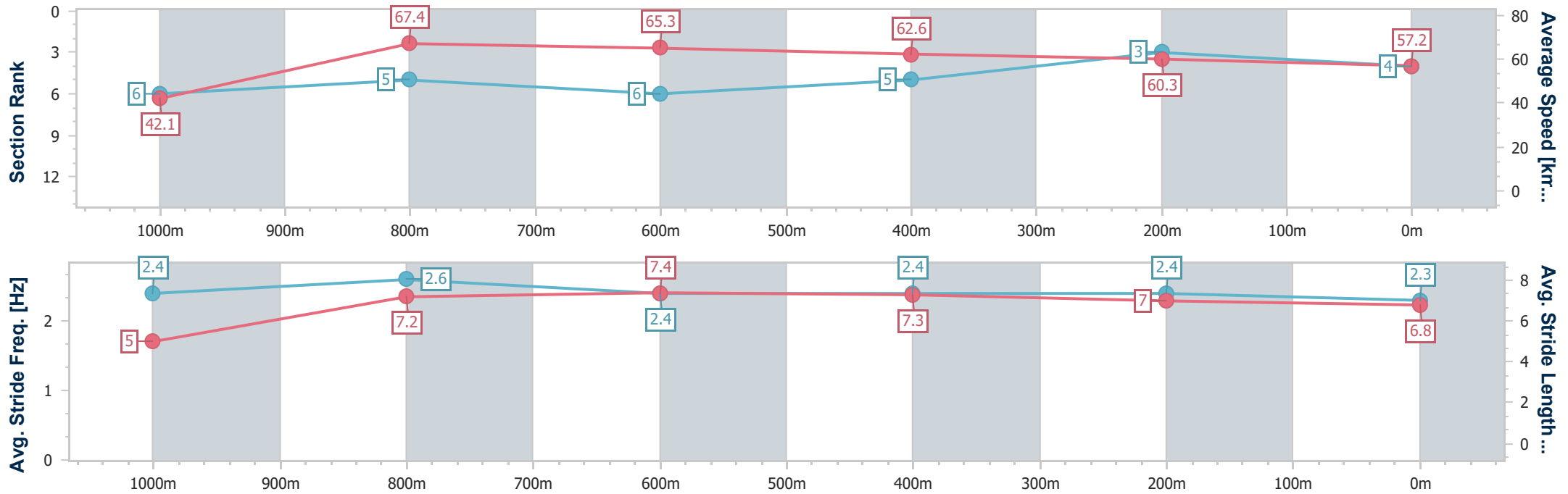
Ipswich QLD Professional  
 Race 3: LANCE'S 50TH MIDLIFE CRISIS Fillies and Mares  
 Maiden Handicap - 1100m



09 August 2024 - 12:49

Track Rating: Soft 5, Weather: Fine, Rail Position: +10m Entire

Section	Overall	1000m	800m	600m	400m	200m
Section Times	1:06.04 [4] (0:08.59)	0:57.45 [6] (0:10.63)	0:46.82 [5] (0:10.99)	0:35.83 [6] (0:11.41)	0:24.42 [5] (0:11.88)	0:12.54 [3] (0:12.54)
Average Speed [km/h]	42.1	67.4	65.3	62.6	60.3	57.2
Top Speed [km/h]	64.5	68.7	67.4	63.3	62.6	58.2
Avg. Dist. to Rail [m]	3.7	0.7	1.4	1.9	1.2	0.5
Avg. Stride Freq. [Hz]	2.4	2.6	2.4	2.4	2.4	2.3
Avg. Stride Length [m]	5.0	7.2	7.4	7.3	7.0	6.8



- [ ] Ranking at each section and finish
- .-.- No data available at this section
- NA No data available



Horse/Jockey Name	Fierce Royalty
Final Rank	5
Fastest Section Time (Section)	0:08.58 (Overall)
Top Speed [km/h] (Section)	69.3 (1000m)
Race State	Finished



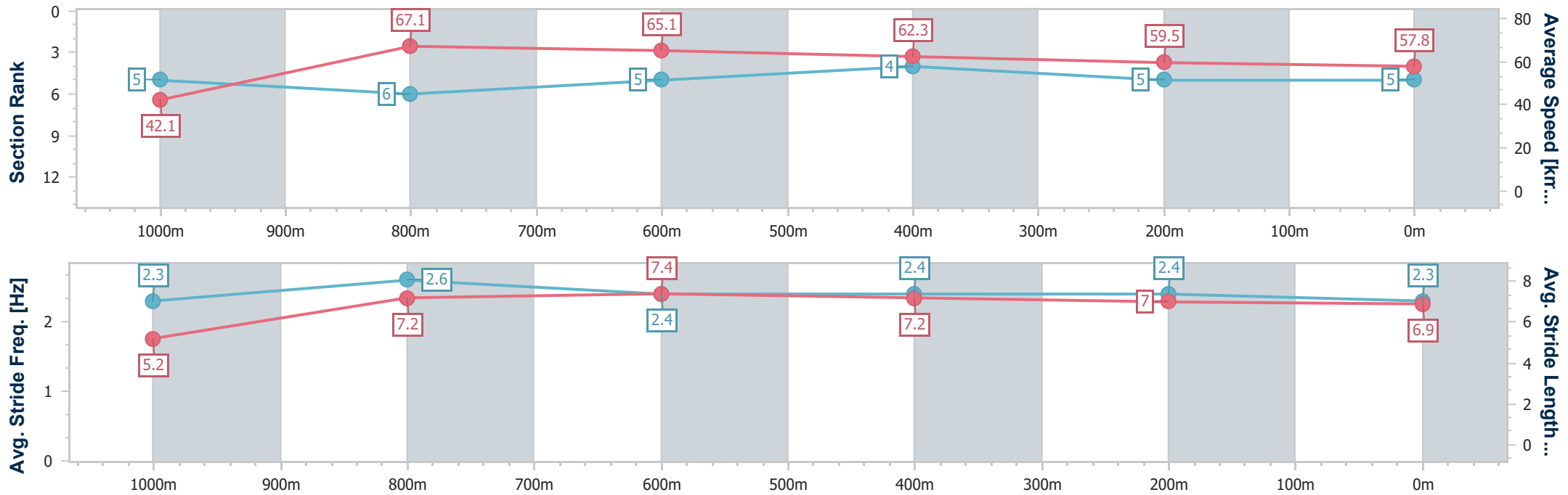
Ipswich QLD Professional  
 Race 3: LANCE'S 50TH MIDLIFE CRISIS Fillies and Mares  
 Maiden Handicap - 1100m



09 August 2024 - 12:49

Track Rating: Soft 5, Weather: Fine, Rail Position: +10m Entire

Section	Overall	1000m	800m	600m	400m	200m
Section Times	1:06.04 [5] (0:08.58)	0:57.46 [5] (0:10.65)	0:46.81 [6] (0:10.96)	0:35.85 [5] (0:11.41)	0:24.44 [4] (0:11.96)	0:12.48 [5] (0:12.48)
Average Speed [km/h]	42.1	67.1	65.1	62.3	59.5	57.8
Top Speed [km/h]	64.3	69.3	66.9	63.2	61.6	58.1
Avg. Dist. to Rail [m]	1.1	1.5	2.5	2.8	2.5	2.0
Avg. Stride Freq. [Hz]	2.3	2.6	2.4	2.4	2.4	2.3
Avg. Stride Length [m]	5.2	7.2	7.4	7.2	7.0	6.9



- [ ] Ranking at each section and finish
- .-.- No data available at this section
- NA No data available





Horse/Jockey Name	Glissa
Final Rank	6
Fastest Section Time (Section)	0:08.48 (Overall)
Top Speed [km/h] (Section)	68.9 (1000m)
Race State	Finished



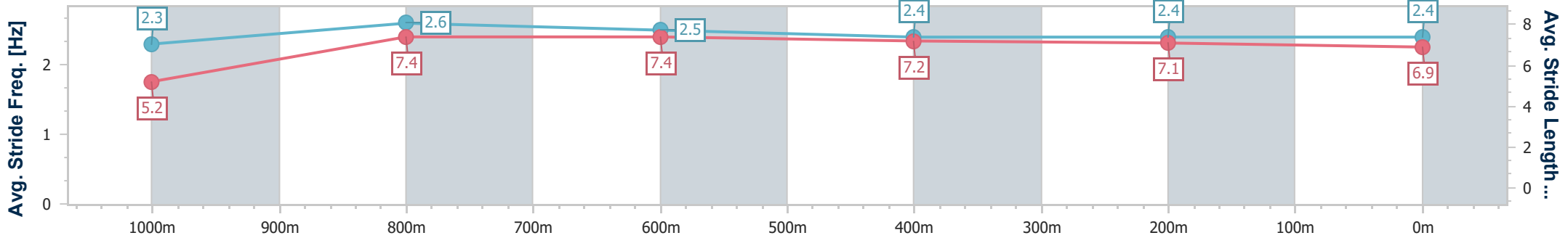
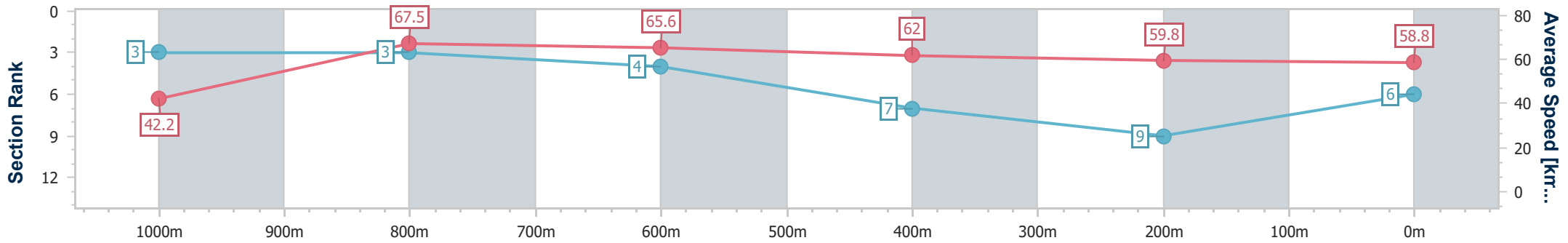
Ipswich QLD Professional  
 Race 3: LANCE'S 50TH MIDLIFE CRISIS Fillies and Mares  
 Maiden Handicap - 1100m



09 August 2024 - 12:49

Track Rating: Soft 5, Weather: Fine, Rail Position: +10m Entire

Section	Overall	1000m	800m	600m	400m	200m
Section Times	1:06.19 [6] (0:08.48)	0:57.71 [3] (0:10.70)	0:47.01 [3] (0:10.94)	0:36.07 [4] (0:11.67)	0:24.40 [7] (0:12.15)	0:12.25 [9] (0:12.25)
Average Speed [km/h]	42.2	67.5	65.6	62.0	59.8	58.8
Top Speed [km/h]	64.3	68.9	66.8	64.2	61.3	60.1
Avg. Dist. to Rail [m]	5.8	1.7	0.6	0.9	3.4	4.8
Avg. Stride Freq. [Hz]	2.3	2.6	2.5	2.4	2.4	2.4
Avg. Stride Length [m]	5.2	7.4	7.4	7.2	7.1	6.9



- [ ] Ranking at each section and finish
- .-.- No data available at this section
- NA No data available



Horse/Jockey Name	Crypt De Pin
Final Rank	7
Fastest Section Time (Section)	0:08.86 (Overall)
Top Speed [km/h] (Section)	68.5 (1000m)
Race State	Finished



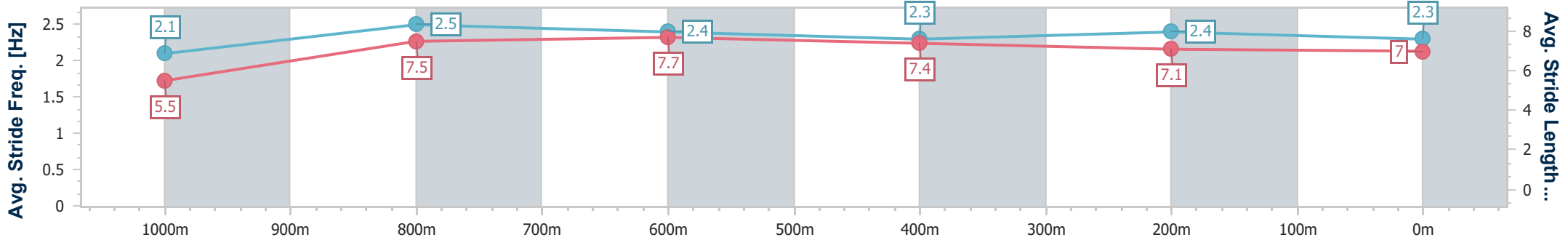
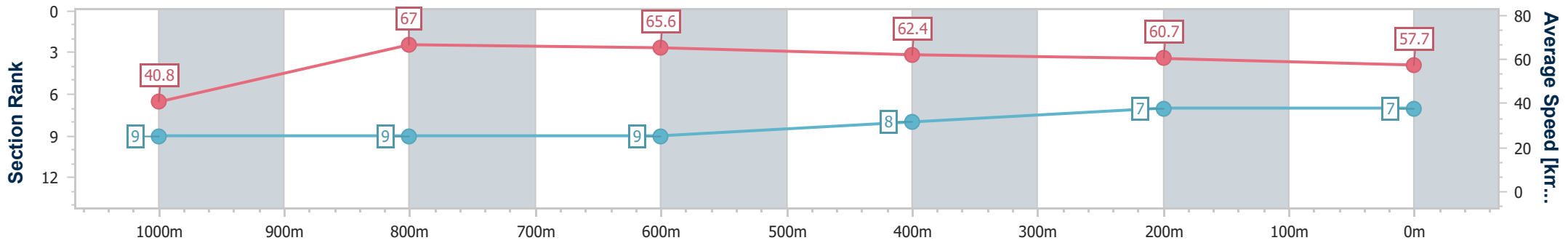
Ipswich QLD Professional  
 Race 3: LANCE'S 50TH MIDLIFE CRISIS Fillies and Mares  
 Maiden Handicap - 1100m



09 August 2024 - 12:49

Track Rating: Soft 5, Weather: Fine, Rail Position: +10m Entire

Section	Overall	1000m	800m	600m	400m	200m
Section Times	1:06.20 [7] (0:08.86)	0:57.34 [9] (0:10.71)	0:46.63 [9] (0:10.91)	0:35.72 [9] (0:11.48)	0:24.24 [8] (0:11.77)	0:12.47 [7] (0:12.47)
Average Speed [km/h]	40.8	67.0	65.6	62.4	60.7	57.7
Top Speed [km/h]	63.2	68.5	68.1	63.4	63.4	58.8
Avg. Dist. to Rail [m]	6.8	1.1	1.5	1.6	0.9	0.2
Avg. Stride Freq. [Hz]	2.1	2.5	2.4	2.3	2.4	2.3
Avg. Stride Length [m]	5.5	7.5	7.7	7.4	7.1	7.0



- [ ] Ranking at each section and finish
- .-.- No data available at this section
- NA No data available



Horse/Jockey Name	Toxic
Final Rank	8
Fastest Section Time (Section)	0:08.88 (Overall)
Top Speed [km/h] (Section)	70.9 (1000m)
Race State	Finished



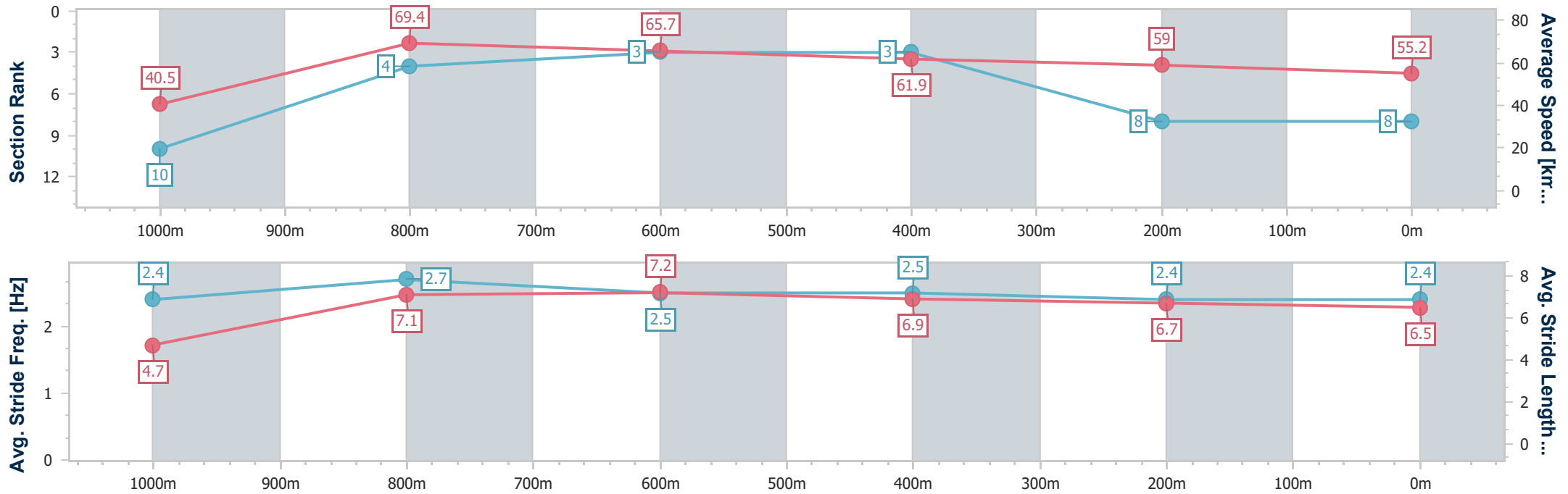
Ipswich QLD Professional  
 Race 3: LANCE'S 50TH MIDLIFE CRISIS Fillies and Mares  
 Maiden Handicap - 1100m



09 August 2024 - 12:49

Track Rating: Soft 5, Weather: Fine, Rail Position: +10m Entire

Section	Overall	1000m	800m	600m	400m	200m
Section Times	1:06.90 [8] (0:08.88)	0:58.02 [10] (0:10.32)	0:47.70 [4] (0:10.80)	0:36.90 [3] (0:11.58)	0:25.32 [3] (0:12.32)	0:13.00 [8] (0:13.00)
Average Speed [km/h]	40.5	69.4	65.7	61.9	59.0	55.2
Top Speed [km/h]	67.9	70.9	67.5	64.3	61.6	56.6
Avg. Dist. to Rail [m]	5.8	2.3	4.0	1.4	2.8	4.5
Avg. Stride Freq. [Hz]	2.4	2.7	2.5	2.5	2.4	2.4
Avg. Stride Length [m]	4.7	7.1	7.2	6.9	6.7	6.5



- [ ] Ranking at each section and finish
- .-.- No data available at this section
- NA No data available



Horse/Jockey Name	Morganite
Final Rank	9
Fastest Section Time (Section)	0:08.42 (Overall)
Top Speed [km/h] (Section)	71.7 (1000m)
Race State	Finished



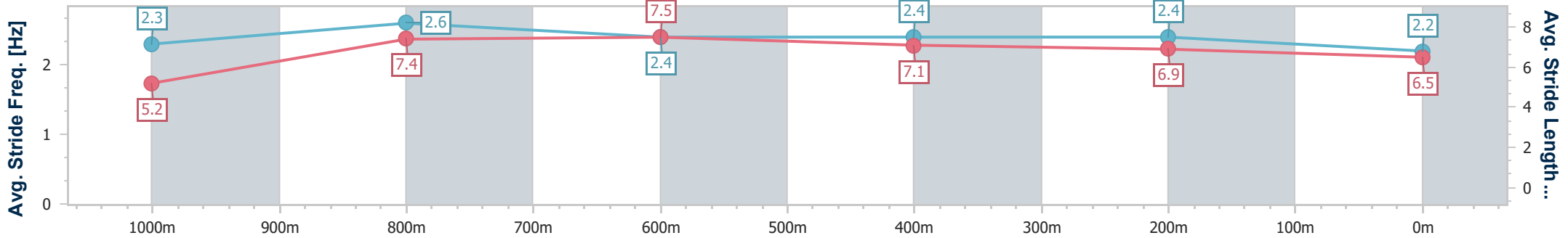
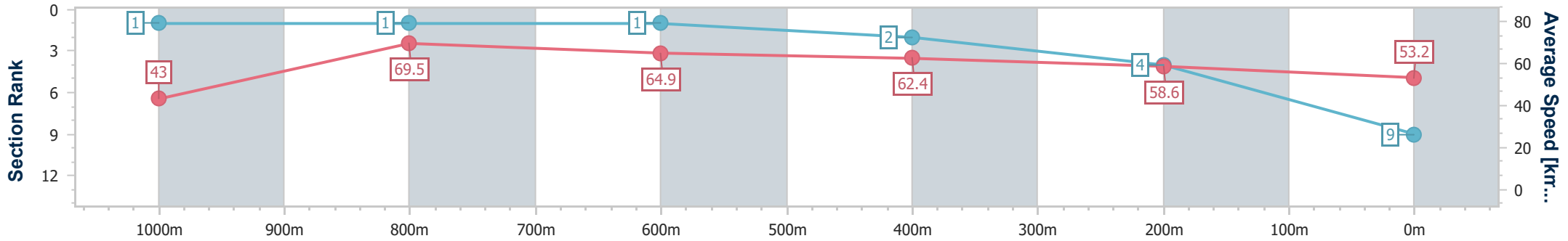
Ipswich QLD Professional  
 Race 3: LANCE'S 50TH MIDLIFE CRISIS Fillies and Mares  
 Maiden Handicap - 1100m



09 August 2024 - 12:49

Track Rating: Soft 5, Weather: Fine, Rail Position: +10m Entire

Section	Overall	1000m	800m	600m	400m	200m
Section Times	1:07.08 [9] (0:08.42)	0:58.66 [1] (0:10.37)	0:48.29 [1] (0:11.01)	0:37.28 [1] (0:11.47)	0:25.81 [2] (0:12.23)	0:13.58 [4] (0:13.58)
Average Speed [km/h]	43.0	69.5	64.9	62.4	58.6	53.2
Top Speed [km/h]	67.2	71.7	67.5	63.3	61.6	56.1
Avg. Dist. to Rail [m]	9.4	2.9	1.7	2.1	0.4	1.0
Avg. Stride Freq. [Hz]	2.3	2.6	2.4	2.4	2.4	2.2
Avg. Stride Length [m]	5.2	7.4	7.5	7.1	6.9	6.5



- [ ] Ranking at each section and finish
- .-.- No data available at this section
- NA No data available



Horse/Jockey Name	Summer Bride
Final Rank	10
Fastest Section Time (Section)	0:08.73 (Overall)
Top Speed [km/h] (Section)	68.1 (1000m)
Race State	Finished



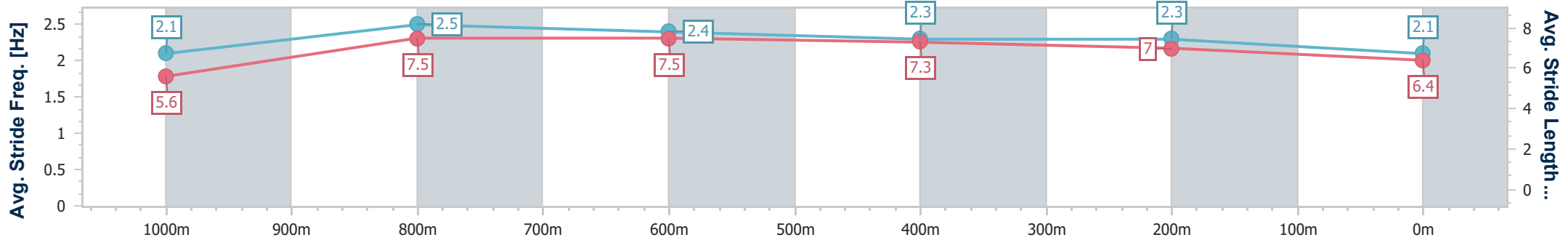
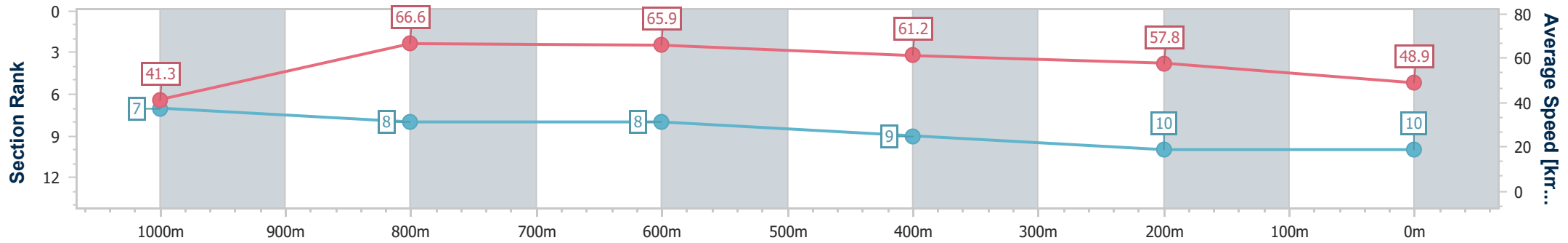
Ipswich QLD Professional  
 Race 3: LANCE'S 50TH MIDLIFE CRISIS Fillies and Mares  
 Maiden Handicap - 1100m



09 August 2024 - 12:49

Track Rating: Soft 5, Weather: Fine, Rail Position: +10m Entire

Section	Overall	1000m	800m	600m	400m	200m
Section Times	1:09.08 [10] (0:08.73)	1:00.35 [7] (0:10.77)	0:49.58 [8] (0:10.85)	0:38.73 [8] (0:11.65)	0:27.08 [9] (0:12.37)	0:14.71 [10] (0:14.71)
Average Speed [km/h]	41.3	66.6	65.9	61.2	57.8	48.9
Top Speed [km/h]	62.4	68.1	67.1	62.6	59.8	55.4
Avg. Dist. to Rail [m]	2.8	1.1	1.7	2.1	2.3	1.3
Avg. Stride Freq. [Hz]	2.1	2.5	2.4	2.3	2.3	2.1
Avg. Stride Length [m]	5.6	7.5	7.5	7.3	7.0	6.4



- [ ] Ranking at each section and finish
- .-.- No data available at this section
- NA No data available

Track Rating: Soft 5, Weather: Fine, Rail Position: +10m Entire

Section												Last 600m		
Field Times		Overall	1000m	800m	600m	400m	200m						0:35.67	
		1:05.77 (0:08.21)	0:57.56 (0:10.81)	0:46.75 (0:11.08)	0:35.67 (0:11.32)	0:24.35 (0:11.87)	0:12.48 (0:12.48)							
Rank	TAB	Horse/Jockey	Barrier	Top Speed [km/h]	Fastest Section							Margin	Distance Travelled [m]	
1	4	HI JULES Samantha Collett	9	67.2 1000m	0:08.38 Overall	1:05.77 [1] (0:08.38)	0:57.39 [4] (0:10.97)	0:46.42 [3] (0:11.03)	0:35.39 [3] (0:11.44)	0:23.95 [4] (0:11.63)	0:12.32 [3] (0:12.32)	1:05.77	0:35.39	
2	7	AERIAL ARSENAL Cejay Graham	12	66.9 1000m	0:08.75 Overall	1:05.77 [2] (0:08.75)	0:57.02 [9] (0:11.12)	0:45.90 [9] (0:11.08)	0:34.82 [9] (0:11.28)	0:23.54 [8] (0:11.65)	0:11.89 [6] (0:11.89)	0.01L	0:34.82	-4
3	3	WITHEREN LASS Ryan Maloney	4	66.1 800m	0:08.60 Overall	1:05.84 [3] (0:08.60)	0:57.24 [8] (0:11.06)	0:46.18 [7] (0:10.96)	0:35.22 [6] (0:11.31)	0:23.91 [5] (0:11.83)	0:12.08 [4] (0:12.08)	0.43L	0:35.22	-4
4	5	HEARTS ARE RACING James Orman	6	66.9 1000m	0:08.36 Overall	1:05.86 [4] (0:08.36)	0:57.50 [2] (0:10.92)	0:46.58 [2] (0:11.15)	0:35.43 [4] (0:11.30)	0:24.13 [2] (0:11.67)	0:12.46 [2] (0:12.46)	0.53L	0:35.43	-2
5	6	ONATARE Wanderson D'Avila	5	67.3 1000m	0:08.21 Overall	1:05.88 [5] (0:08.21)	0:57.67 [1] (0:10.81)	0:46.86 [1] (0:11.08)	0:35.78 [1] (0:11.32)	0:24.46 [1] (0:11.87)	0:12.59 [1] (0:12.59)	0.63L	0:35.78	-6
6	8	ICHIKA Justin Stanley	7	67.9 800m	0:09.60 Overall	1:06.46 [6] (0:09.60)	0:56.86 [10] (0:11.16)	0:45.70 [10] (0:10.63)	0:35.07 [10] (0:11.18)	0:23.89 [10] (0:11.73)	0:12.16 [8] (0:12.16)	4.04L	0:35.07	-4
7	11	REMANDED Cody Collis	1	67.7 1000m	0:08.48 Overall	1:06.49 [7] (0:08.48)	0:58.01 [5] (0:10.88)	0:47.13 [4] (0:10.99)	0:36.14 [2] (0:11.40)	0:24.74 [3] (0:12.02)	0:12.72 [5] (0:12.72)	4.26L	0:36.14	-7
8	9	SHORT APPROACH Casey Waddell	3	65.8 1000m	0:08.51 Overall	1:06.71 [8] (0:08.51)	0:58.20 [6] (0:11.18)	0:47.02 [8] (0:11.04)	0:35.98 [7] (0:11.49)	0:24.49 [7] (0:12.23)	0:12.26 [9] (0:12.26)	5.5L	0:35.98	-2
9	10	SKI BY Melea Castle	2	66.9 1000m	0:08.53 Overall	1:06.74 [9] (0:08.53)	0:58.21 [7] (0:10.90)	0:47.31 [5] (0:11.07)	0:36.24 [5] (0:11.64)	0:24.60 [6] (0:12.11)	0:12.49 [7] (0:12.49)	5.72L	0:36.24	-5
10	2	READY NEDDY GO Kyle Wilson-Taylor	10	65.9 800m	0:08.37 Overall	1:08.99 [10] (0:08.37)	1:00.62 [3] (0:11.29)	0:49.33 [6] (0:11.08)	0:38.25 [8] (0:11.58)	0:26.67 [9] (0:12.31)	0:14.36 [10] (0:14.36)	18.94L	0:38.25	+1

Scratched: Ain'tnosaint (#13), Talakai (#12), Adoradec (#1)



Horse/Jockey Name	Hi Jules
Final Rank	1
Fastest Section Time (Section)	0:08.38 (Overall)
Top Speed [km/h] (Section)	67.2 (1000m)
Race State	Finished



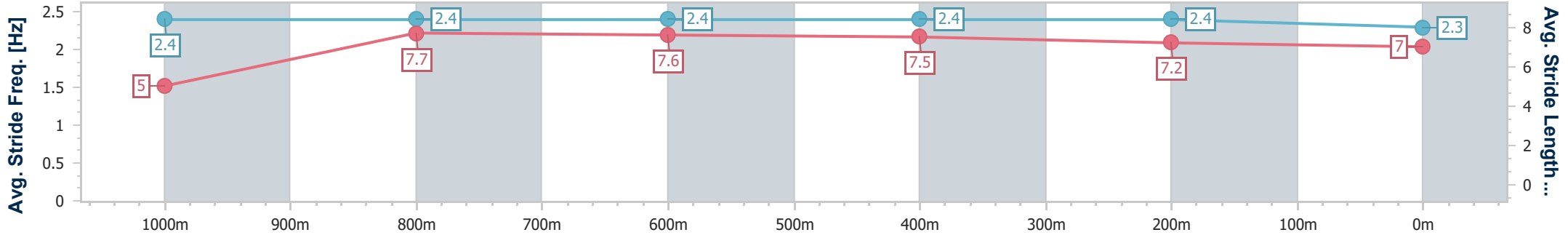
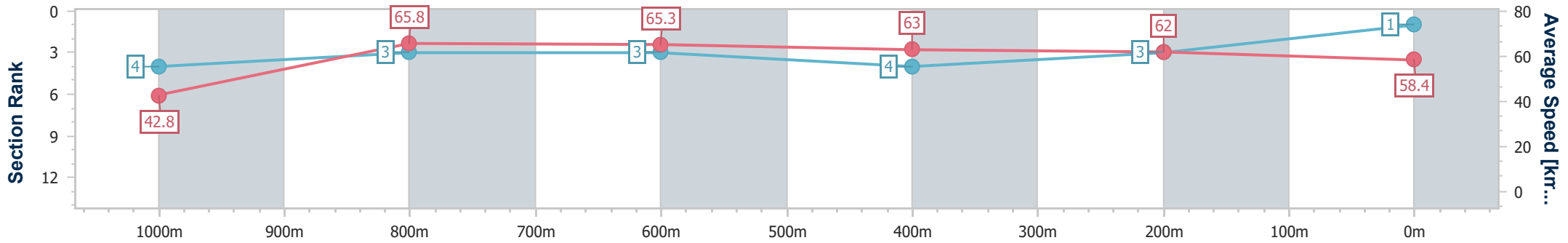
Ipswich QLD Professional  
Race 4: HAPPY 18TH LUCA Fillies and Mares Maiden Handicap  
- 1100m



09 August 2024 - 13:24

Track Rating: Soft 5, Weather: Fine, Rail Position: +10m Entire

Section	Overall	1000m	800m	600m	400m	200m
Section Times	1:05.77 [1] (0:08.38)	0:57.39 [4] (0:10.97)	0:46.42 [3] (0:11.03)	0:35.39 [3] (0:11.44)	0:23.95 [4] (0:11.63)	0:12.32 [3] (0:12.32)
Average Speed [km/h]	42.8	65.8	65.3	63.0	62.0	58.4
Top Speed [km/h]	64.1	67.2	66.9	63.8	63.1	60.8
Avg. Dist. to Rail [m]	7.6	1.1	0.4	0.3	0.7	2.6
Avg. Stride Freq. [Hz]	2.4	2.4	2.4	2.4	2.4	2.3
Avg. Stride Length [m]	5.0	7.7	7.6	7.5	7.2	7.0



- [ ] Ranking at each section and finish
- .-.- No data available at this section
- NA No data available



Horse/Jockey Name	Aerial Arsenal
Final Rank	2
Fastest Section Time (Section)	0:08.75 (Overall)
Top Speed [km/h] (Section)	66.9 (1000m)
Race State	Finished



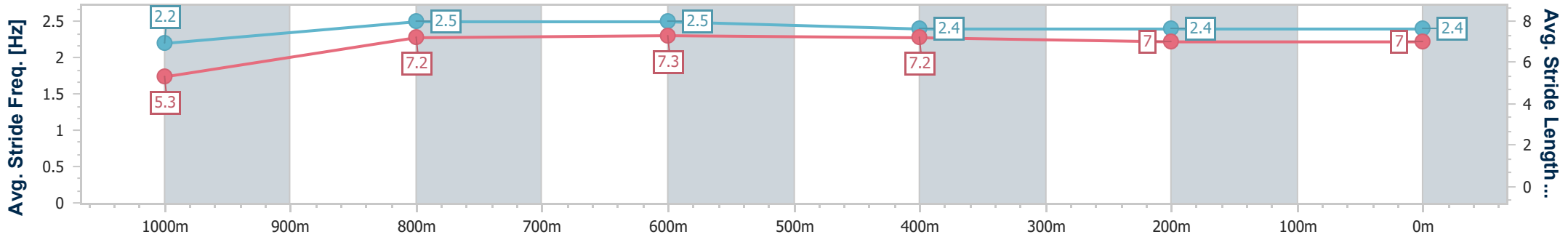
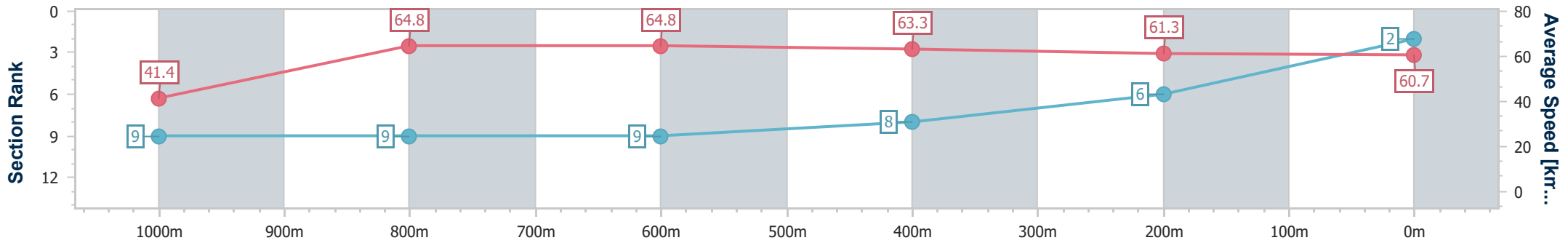
Ipswich QLD Professional  
Race 4: HAPPY 18TH LUCA Fillies and Mares Maiden Handicap  
- 1100m



09 August 2024 - 13:24

Track Rating: Soft 5, Weather: Fine, Rail Position: +10m Entire

Section	Overall	1000m	800m	600m	400m	200m
Section Times	1:05.77 [2] (0:08.75)	0:57.02 [9] (0:11.12)	0:45.90 [9] (0:11.08)	0:34.82 [9] (0:11.28)	0:23.54 [8] (0:11.65)	0:11.89 [6] (0:11.89)
Average Speed [km/h]	41.4	64.8	64.8	63.3	61.3	60.7
Top Speed [km/h]	61.9	66.9	65.6	64.8	62.5	61.3
Avg. Dist. to Rail [m]	9.0	1.0	1.1	1.6	1.7	1.1
Avg. Stride Freq. [Hz]	2.2	2.5	2.5	2.4	2.4	2.4
Avg. Stride Length [m]	5.3	7.2	7.3	7.2	7.0	7.0



- [ ] Ranking at each section and finish
- .-.- No data available at this section
- NA No data available





Horse/Jockey Name	Witheren Lass
Final Rank	3
Fastest Section Time (Section)	0:08.60 (Overall)
Top Speed [km/h] (Section)	66.1 (800m)
Race State	Finished



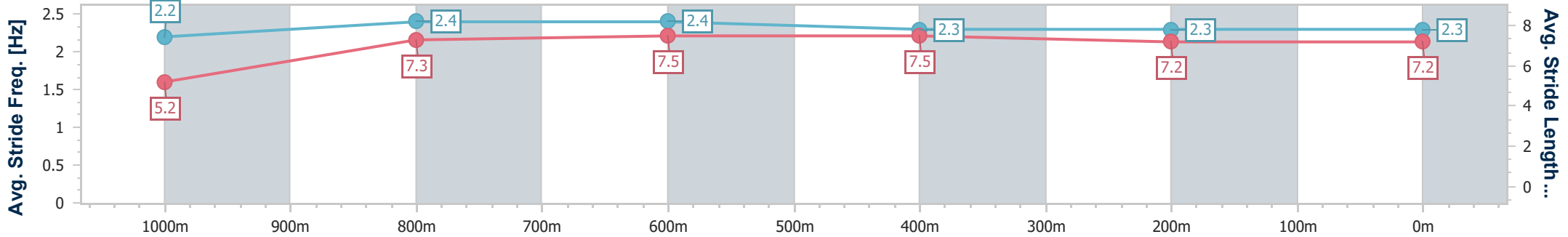
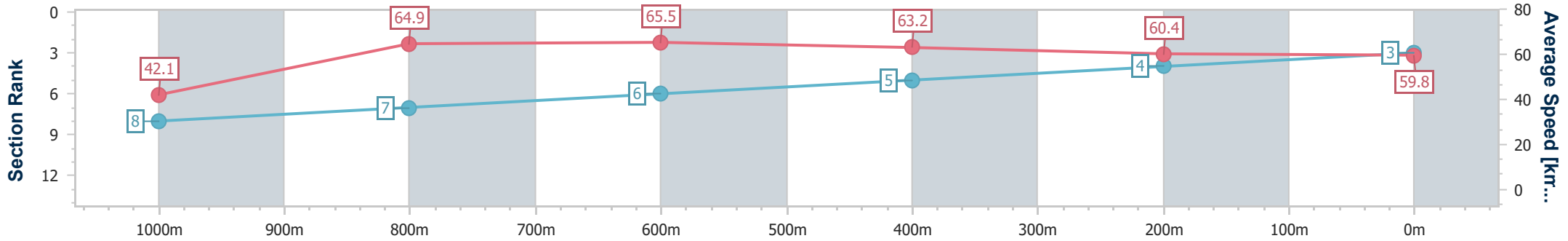
Ipswich QLD Professional  
Race 4: HAPPY 18TH LUCA Fillies and Mares Maiden Handicap  
- 1100m



09 August 2024 - 13:24

Track Rating: Soft 5, Weather: Fine, Rail Position: +10m Entire

Section	Overall	1000m	800m	600m	400m	200m
Section Times	1:05.84 [3] (0:08.60)	0:57.24 [8] (0:11.06)	0:46.18 [7] (0:10.96)	0:35.22 [6] (0:11.31)	0:23.91 [5] (0:11.83)	0:12.08 [4] (0:12.08)
Average Speed [km/h]	42.1	64.9	65.5	63.2	60.4	59.8
Top Speed [km/h]	61.7	65.8	66.1	64.1	61.5	60.7
Avg. Dist. to Rail [m]	3.8	1.0	1.3	1.3	1.0	3.2
Avg. Stride Freq. [Hz]	2.2	2.4	2.4	2.3	2.3	2.3
Avg. Stride Length [m]	5.2	7.3	7.5	7.5	7.2	7.2



- [ ] Ranking at each section and finish
- .-.- No data available at this section
- NA No data available



Horse/Jockey Name	Hearts Are Racing
Final Rank	4
Fastest Section Time (Section)	0:08.36 (Overall)
Top Speed [km/h] (Section)	66.9 (1000m)
Race State	Finished



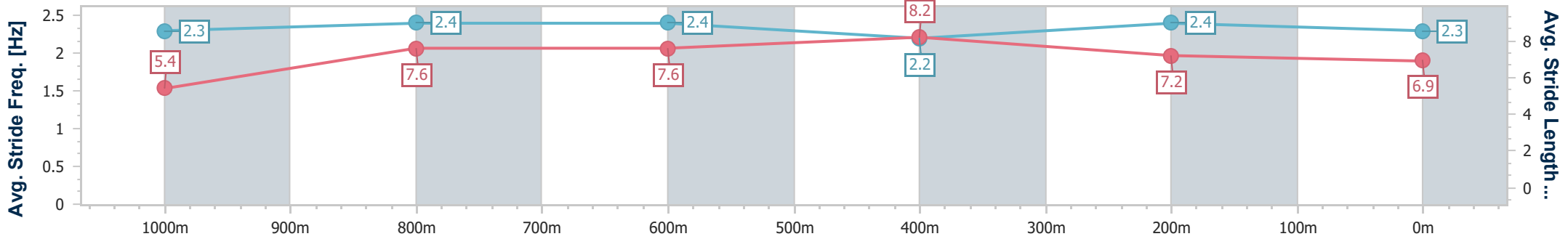
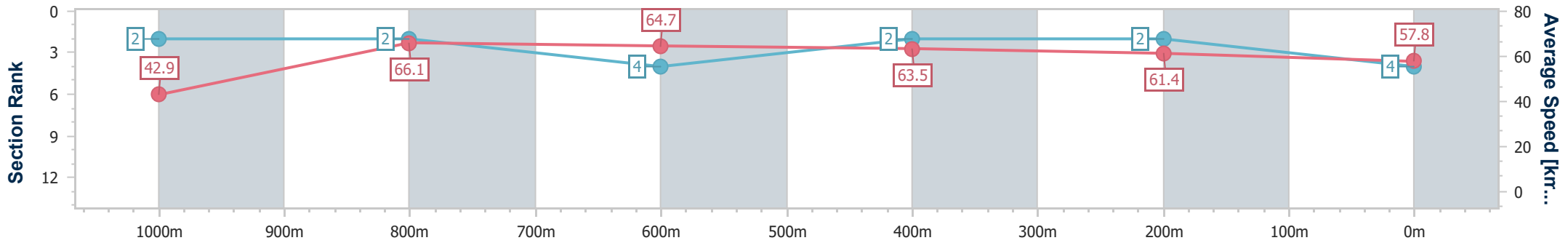
Ipswich QLD Professional  
Race 4: HAPPY 18TH LUCA Fillies and Mares Maiden Handicap - 1100m



09 August 2024 - 13:24

Track Rating: Soft 5, Weather: Fine, Rail Position: +10m Entire

Section	Overall	1000m	800m	600m	400m	200m
Section Times	1:05.86 [4] (0:08.36)	0:57.50 [2] (0:10.92)	0:46.58 [2] (0:11.15)	0:35.43 [4] (0:11.30)	0:24.13 [2] (0:11.67)	0:12.46 [2] (0:12.46)
Average Speed [km/h]	42.9	66.1	64.7	63.5	61.4	57.8
Top Speed [km/h]	66.8	66.9	66.9	65.0	64.2	60.3
Avg. Dist. to Rail [m]	6.3	1.1	0.2	0.7	0.7	1.5
Avg. Stride Freq. [Hz]	2.3	2.4	2.4	2.2	2.4	2.3
Avg. Stride Length [m]	5.4	7.6	7.6	8.2	7.2	6.9



- [ ] Ranking at each section and finish
- .-.- No data available at this section
- NA No data available



Horse/Jockey Name	Onatare
Final Rank	5
Fastest Section Time (Section)	0:08.21 (Overall)
Top Speed [km/h] (Section)	67.3 (1000m)
Race State	Finished



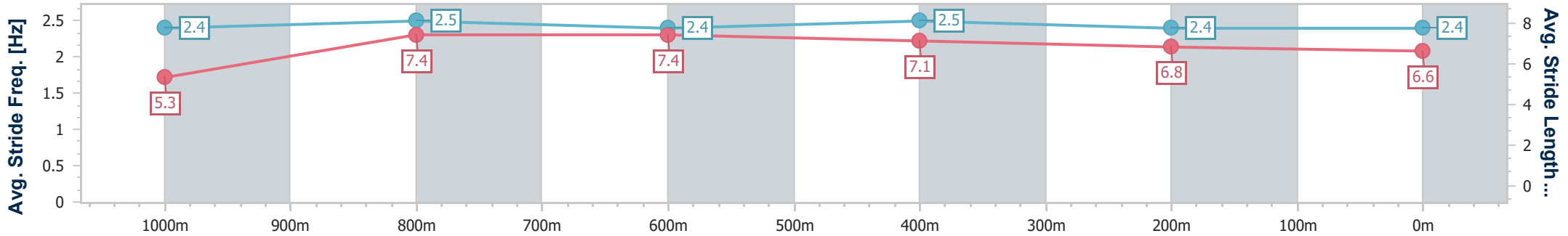
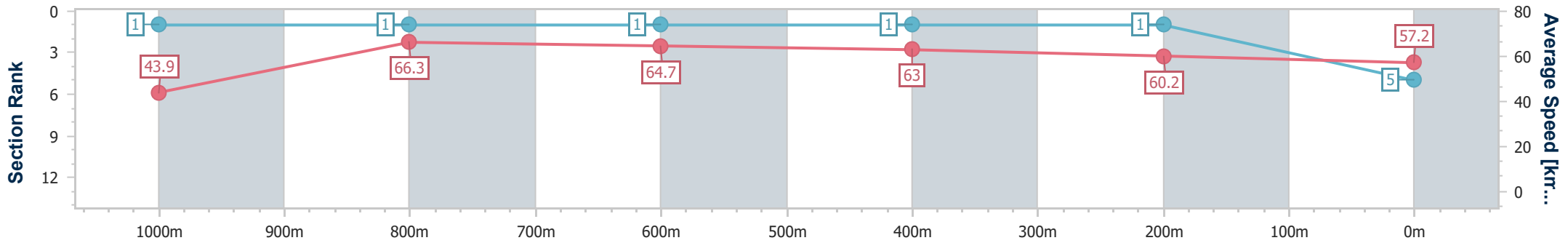
Ipswich QLD Professional  
Race 4: HAPPY 18TH LUCA Fillies and Mares Maiden Handicap  
- 1100m



09 August 2024 - 13:24

Track Rating: Soft 5, Weather: Fine, Rail Position: +10m Entire

Section	Overall	1000m	800m	600m	400m	200m
Section Times	1:05.88 [5] (0:08.21)	0:57.67 [1] (0:10.81)	0:46.86 [1] (0:11.08)	0:35.78 [1] (0:11.32)	0:24.46 [1] (0:11.87)	0:12.59 [1] (0:12.59)
Average Speed [km/h]	43.9	66.3	64.7	63.0	60.2	57.2
Top Speed [km/h]	65.3	67.3	65.8	63.6	62.1	59.0
Avg. Dist. to Rail [m]	2.9	1.4	1.8	1.8	1.9	0.7
Avg. Stride Freq. [Hz]	2.4	2.5	2.4	2.5	2.4	2.4
Avg. Stride Length [m]	5.3	7.4	7.4	7.1	6.8	6.6



- [ ] Ranking at each section and finish
- .-.- No data available at this section
- NA No data available



Horse/Jockey Name	Ichika
Final Rank	6
Fastest Section Time (Section)	0:09.60 (Overall)
Top Speed [km/h] (Section)	67.9 (800m)
Race State	Finished



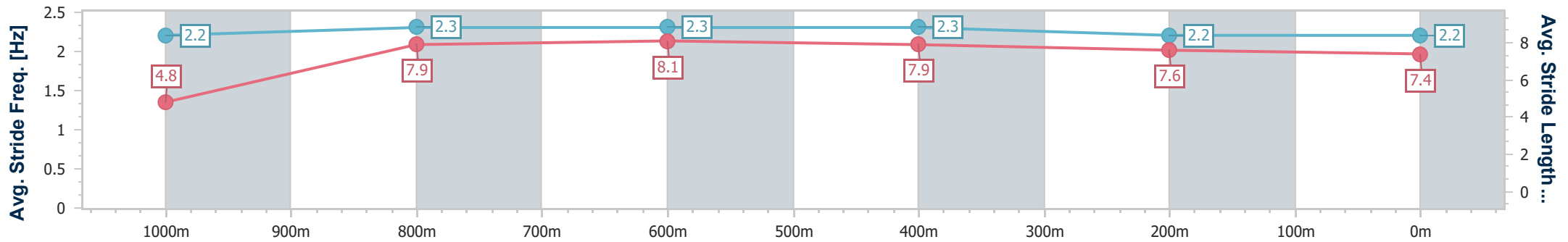
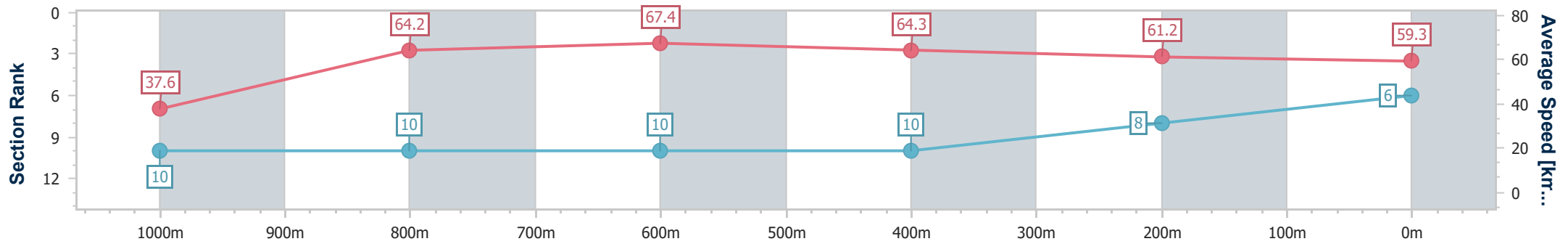
Ipswich QLD Professional  
Race 4: HAPPY 18TH LUCA Fillies and Mares Maiden Handicap  
- 1100m



09 August 2024 - 13:24

Track Rating: Soft 5, Weather: Fine, Rail Position: +10m Entire

Section	Overall	1000m	800m	600m	400m	200m
Section Times	1:06.46 [6] (0:09.60)	0:56.86 [10] (0:11.16)	0:45.70 [10] (0:10.63)	0:35.07 [10] (0:11.18)	0:23.89 [10] (0:11.73)	0:12.16 [8] (0:12.16)
Average Speed [km/h]	37.6	64.2	67.4	64.3	61.2	59.3
Top Speed [km/h]	60.6	66.9	67.9	66.2	62.5	60.1
Avg. Dist. to Rail [m]	6.0	1.2	1.5	0.8	1.2	0.6
Avg. Stride Freq. [Hz]	2.2	2.3	2.3	2.3	2.2	2.2
Avg. Stride Length [m]	4.8	7.9	8.1	7.9	7.6	7.4



- [ ] Ranking at each section and finish
- .-.- No data available at this section
- NA No data available



Horse/Jockey Name	Remanded
Final Rank	7
Fastest Section Time (Section)	0:08.48 (Overall)
Top Speed [km/h] (Section)	67.7 (1000m)
Race State	Finished



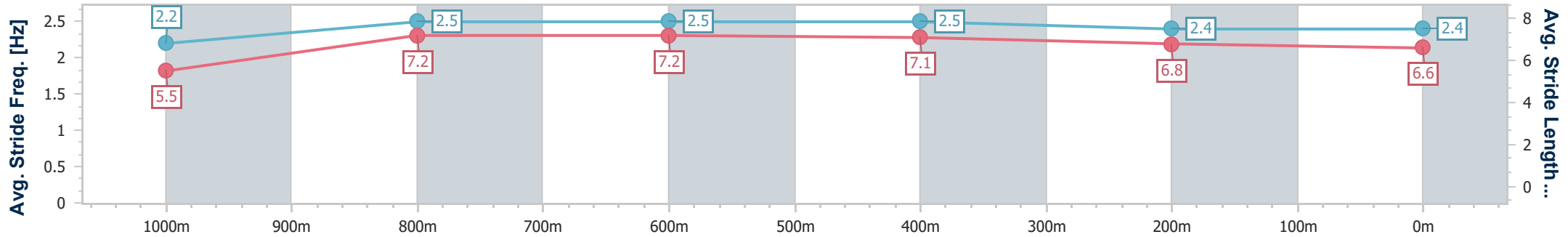
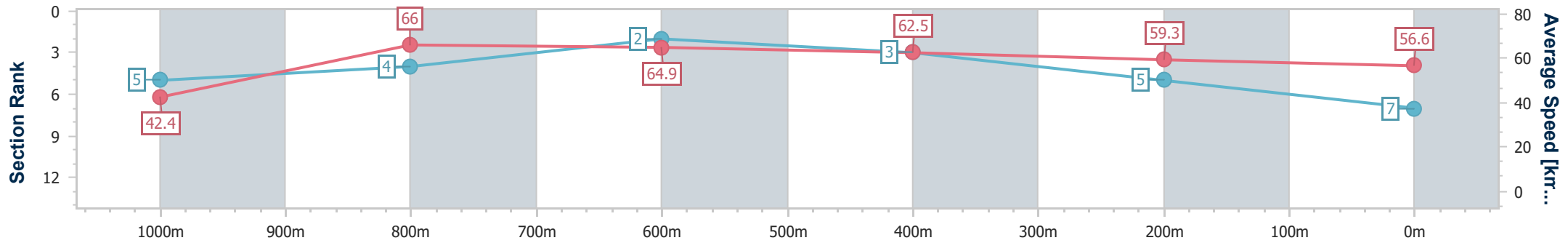
Ipswich QLD Professional  
Race 4: HAPPY 18TH LUCA Fillies and Mares Maiden Handicap  
- 1100m



09 August 2024 - 13:24

Track Rating: Soft 5, Weather: Fine, Rail Position: +10m Entire

Section	Overall	1000m	800m	600m	400m	200m
Section Times	1:06.49 [7] (0:08.48)	0:58.01 [5] (0:10.88)	0:47.13 [4] (0:10.99)	0:36.14 [2] (0:11.40)	0:24.74 [3] (0:12.02)	0:12.72 [5] (0:12.72)
Average Speed [km/h]	42.4	66.0	64.9	62.5	59.3	56.6
Top Speed [km/h]	63.8	67.7	65.7	63.6	61.0	59.3
Avg. Dist. to Rail [m]	1.1	1.5	2.5	2.2	1.7	0.8
Avg. Stride Freq. [Hz]	2.2	2.5	2.5	2.5	2.4	2.4
Avg. Stride Length [m]	5.5	7.2	7.2	7.1	6.8	6.6



- [ ] Ranking at each section and finish
- .-.- No data available at this section
- NA No data available



Horse/Jockey Name	Short Approach
Final Rank	8
Fastest Section Time (Section)	0:08.51 (Overall)
Top Speed [km/h] (Section)	65.8 (1000m)
Race State	Finished



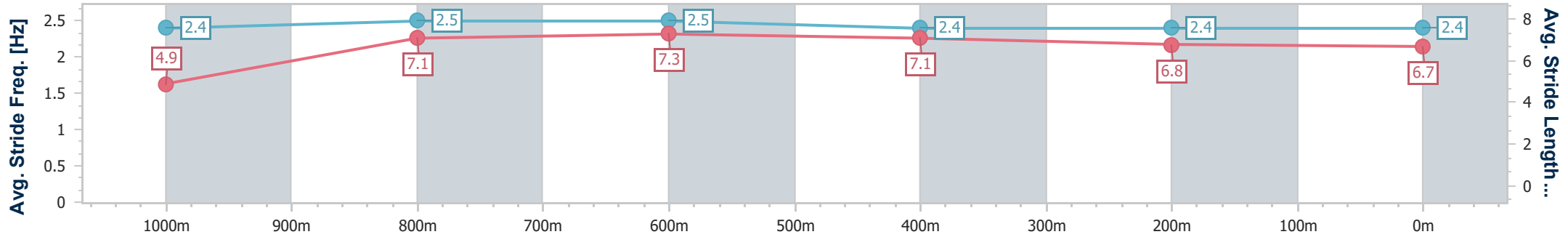
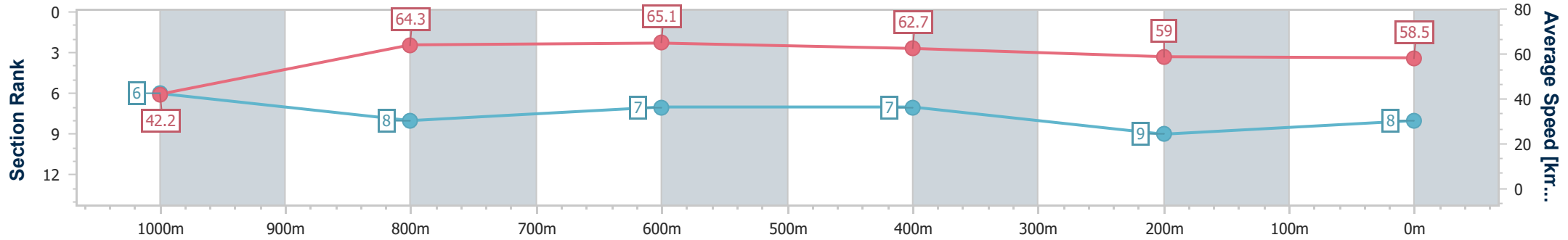
Ipswich QLD Professional  
Race 4: HAPPY 18TH LUCA Fillies and Mares Maiden Handicap  
- 1100m



09 August 2024 - 13:24

Track Rating: Soft 5, Weather: Fine, Rail Position: +10m Entire

Section	Overall	1000m	800m	600m	400m	200m
Section Times	1:06.71 [8] (0:08.51)	0:58.20 [6] (0:11.18)	0:47.02 [8] (0:11.04)	0:35.98 [7] (0:11.49)	0:24.49 [7] (0:12.23)	0:12.26 [9] (0:12.26)
Average Speed [km/h]	42.2	64.3	65.1	62.7	59.0	58.5
Top Speed [km/h]	63.5	65.8	65.7	65.6	60.6	58.8
Avg. Dist. to Rail [m]	2.8	0.4	0.8	0.1	1.0	4.2
Avg. Stride Freq. [Hz]	2.4	2.5	2.5	2.4	2.4	2.4
Avg. Stride Length [m]	4.9	7.1	7.3	7.1	6.8	6.7



- [ ] Ranking at each section and finish
- .-.- No data available at this section
- NA No data available



Horse/Jockey Name	Ski By
Final Rank	9
Fastest Section Time (Section)	0:08.53 (Overall)
Top Speed [km/h] (Section)	66.9 (1000m)
Race State	Finished



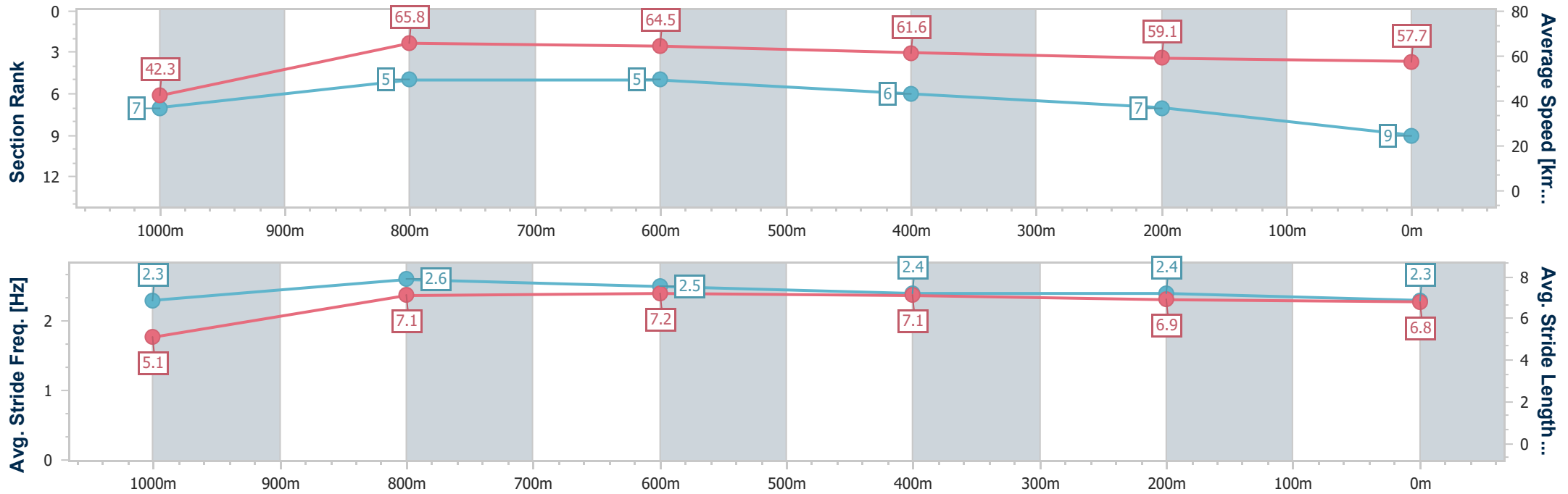
Ipswich QLD Professional  
Race 4: HAPPY 18TH LUCA Fillies and Mares Maiden Handicap  
- 1100m



09 August 2024 - 13:24

Track Rating: Soft 5, Weather: Fine, Rail Position: +10m Entire

Section	Overall	1000m	800m	600m	400m	200m
Section Times	1:06.74 [9] (0:08.53)	0:58.21 [7] (0:10.90)	0:47.31 [5] (0:11.07)	0:36.24 [5] (0:11.64)	0:24.60 [6] (0:12.11)	0:12.49 [7] (0:12.49)
Average Speed [km/h]	42.3	65.8	64.5	61.6	59.1	57.7
Top Speed [km/h]	63.3	66.9	65.3	63.2	60.2	58.8
Avg. Dist. to Rail [m]	1.5	1.0	1.4	1.2	1.0	2.6
Avg. Stride Freq. [Hz]	2.3	2.6	2.5	2.4	2.4	2.3
Avg. Stride Length [m]	5.1	7.1	7.2	7.1	6.9	6.8



- [ ] Ranking at each section and finish
- .-.- No data available at this section
- NA No data available



Horse/Jockey Name	Ready Neddy Go
Final Rank	10
Fastest Section Time (Section)	0:08.37 (Overall)
Top Speed [km/h] (Section)	65.9 (800m)
Race State	Finished



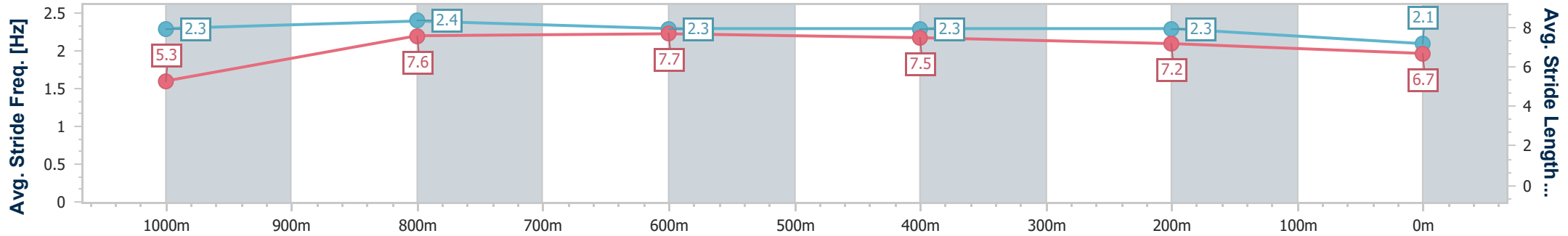
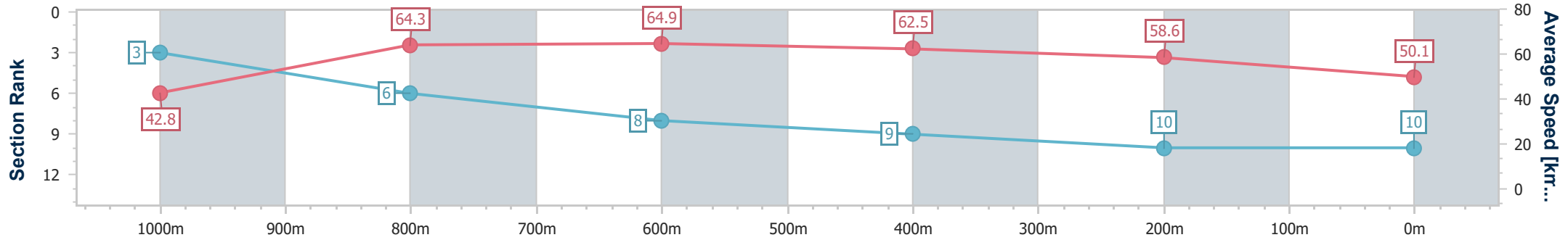
Ipswich QLD Professional  
Race 4: HAPPY 18TH LUCA Fillies and Mares Maiden Handicap - 1100m



09 August 2024 - 13:24

Track Rating: Soft 5, Weather: Fine, Rail Position: +10m Entire

Section	Overall	1000m	800m	600m	400m	200m
Section Times	1:08.99 [10] (0:08.37)	1:00.62 [3] (0:11.29)	0:49.33 [6] (0:11.08)	0:38.25 [8] (0:11.58)	0:26.67 [9] (0:12.31)	0:14.36 [10] (0:14.36)
Average Speed [km/h]	42.8	64.3	64.9	62.5	58.6	50.1
Top Speed [km/h]	64.0	65.6	65.9	64.6	60.4	56.7
Avg. Dist. to Rail [m]	8.9	2.6	0.4	0.9	2.0	2.9
Avg. Stride Freq. [Hz]	2.3	2.4	2.3	2.3	2.3	2.1
Avg. Stride Length [m]	5.3	7.6	7.7	7.5	7.2	6.7



- [ ] Ranking at each section and finish
- .-.- No data available at this section
- NA No data available





Ipswich QLD Professional  
 Race 5: IMPERIAL RACING Colts, Geldings and Entires Maiden  
 Handicap - 1100m  
 09 August 2024 - 13:59



Track Rating: Soft 5, Weather: Fine, Rail Position: +10m Entire

Section		Field Times												
		Overall	1000m	800m	600m	400m	200m	Last 600m						
		1:05.67 (0:08.37)	0:57.30 (0:11.06)	0:46.24 (0:11.14)	0:35.10 (0:11.25)	0:23.85 (0:11.68)	0:12.17 (0:12.17)	0:35.10						
Rank	TAB	Horse/Jockey	Barrier	Top Speed [km/h]	Fastest Section							Margin	Distance Travelled [m]	
1	2	<b>EVERSTAR</b> Boris Thornton	2	65.7 1000m	0:08.37 Overall	1:05.67 [1] (0:08.37)	0:57.30 [1] (0:11.06)	0:46.24 [1] (0:11.16)	0:35.08 [3] (0:11.24)	0:23.84 [2] (0:11.68)	0:12.16 [2] (0:12.16)	1:05.67	0:35.08	
2	8	<b>RUM RUNNER</b> Cody Collis	1	67.5 1000m	0:08.37 Overall	1:05.87 [2] (0:08.37)	0:57.50 [2] (0:11.08)	0:46.42 [2] (0:11.13)	0:35.29 [2] (0:11.24)	0:24.05 [1] (0:11.68)	0:12.37 [1] (0:12.37)	1.16L	0:35.29	-5
3	4	<b>STAVRITZEL</b> Andrew Mallyon	11	66.4 800m	0:08.51 Overall	1:06.11 [3] (0:08.51)	0:57.60 [4] (0:11.14)	0:46.46 [6] (0:11.06)	0:35.40 [5] (0:11.34)	0:24.06 [5] (0:11.79)	0:12.27 [5] (0:12.27)	2.56L	0:35.40	+8
4	1	<b>SIMPLY EXCELS</b> James Orman	8	67.3 1000m	0:08.65 Overall	1:06.14 [4] (0:08.65)	0:57.49 [5] (0:10.99)	0:46.50 [5] (0:11.09)	0:35.41 [6] (0:11.32)	0:24.09 [4] (0:11.71)	0:12.38 [4] (0:12.38)	2.77L	0:35.41	-1
5	3	<b>LION'S PRIDE</b> Cejay Graham	3	66.7 800m	0:08.44 Overall	1:06.19 [5] (0:08.44)	0:57.75 [3] (0:11.07)	0:46.68 [4] (0:11.06)	0:35.62 [1] (0:11.35)	0:24.27 [3] (0:11.82)	0:12.45 [3] (0:12.45)	3.07L	0:35.62	+1
6	5	<b>BOOMLANDER</b> Angela Jones	9	67.0 1000m	0:08.78 Overall	1:06.44 [6] (0:08.78)	0:57.66 [7] (0:11.16)	0:46.50 [7] (0:11.14)	0:35.36 [7] (0:11.39)	0:23.97 [7] (0:11.84)	0:12.13 [6] (0:12.13)	4.54L	0:35.36	+5
7	11	<b>KOTONI</b> Samantha Collett	10	67.0 800m	0:09.15 Overall	1:06.56 [7] (0:09.15)	0:57.41 [9] (0:11.10)	0:46.31 [9] (0:10.98)	0:35.33 [8] (0:11.35)	0:23.98 [8] (0:11.76)	0:12.22 [7] (0:12.22)	5.23L	0:35.33	+3
8	10	<b>INVISIBLE TARGET</b> Chris Taylor	4	67.0 800m	0:08.99 Overall	1:06.78 [8] (0:08.99)	0:57.79 [8] (0:11.20)	0:46.59 [8] (0:11.12)	0:35.47 [9] (0:11.39)	0:24.08 [9] (0:11.97)	0:12.11 [8] (0:12.11)	6.54L	0:35.47	-1
9	9	<b>HAPPILYNAIVE</b> Nozi Tomizawa	7	67.0 1000m	0:08.66 Overall	1:08.27 [9] (0:08.66)	0:59.61 [6] (0:10.83)	0:48.78 [3] (0:11.18)	0:37.60 [4] (0:11.71)	0:25.89 [6] (0:12.59)	0:13.30 [9] (0:13.30)	15.26L	0:37.60	-3

Scratched: King Potter (#7), Sennachie (#13), Like Smoke (#12), Herecomesantorini (#6)

[ ] Ranking at each section and finish  
 -:-:- No data available at this section  
 NA No data available

SCN Saddle cloth number  
 DNF Did not finish  
 DNT Did not track



Horse/Jockey Name	Everstar
Final Rank	1
Fastest Section Time (Section)	0:08.37 (Overall)
Top Speed [km/h] (Section)	65.7 (1000m)
Race State	Finished



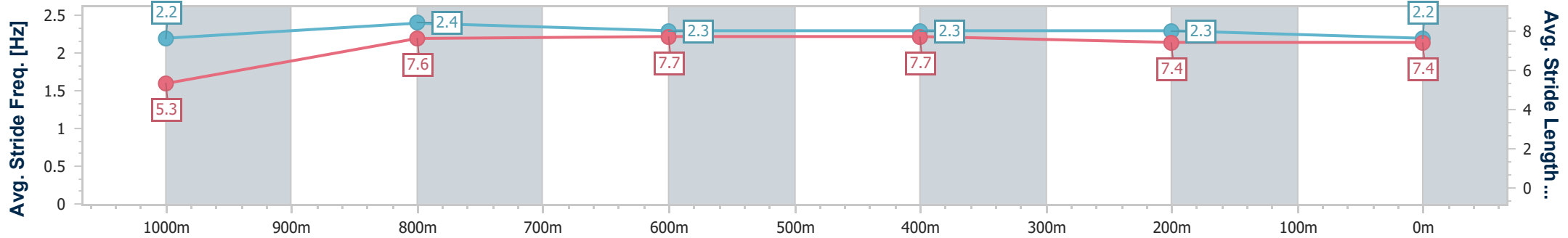
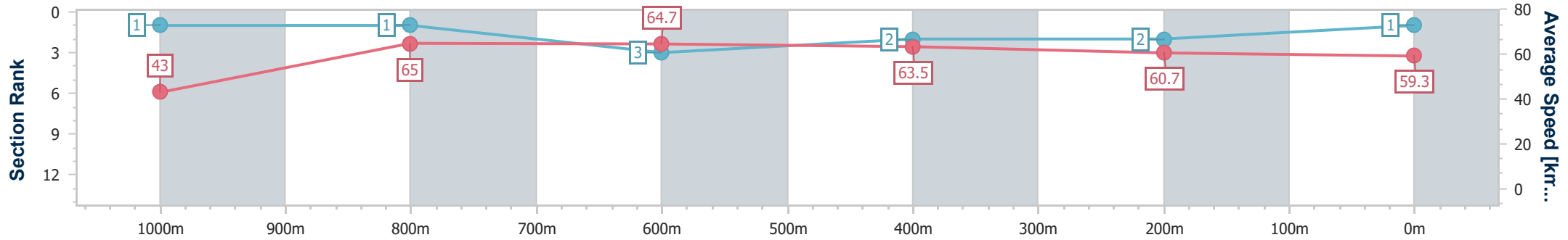
Ipswich QLD Professional  
Race 5: IMPERIAL RACING Colts, Geldings and Entires Maiden Handicap - 1100m



09 August 2024 - 13:59

Track Rating: Soft 5, Weather: Fine, Rail Position: +10m Entire

Section	Overall	1000m	800m	600m	400m	200m
Section Times	1:05.67 [1] (0:08.37)	0:57.30 [1] (0:11.06)	0:46.24 [1] (0:11.16)	0:35.08 [3] (0:11.24)	0:23.84 [2] (0:11.68)	0:12.16 [2] (0:12.16)
Average Speed [km/h]	43.0	65.0	64.7	63.5	60.7	59.3
Top Speed [km/h]	64.1	65.7	65.3	64.6	62.2	60.9
Avg. Dist. to Rail [m]	1.5	0.4	0.3	1.5	2.9	0.7
Avg. Stride Freq. [Hz]	2.2	2.4	2.3	2.3	2.3	2.2
Avg. Stride Length [m]	5.3	7.6	7.7	7.7	7.4	7.4



- [ ] Ranking at each section and finish
- .-.- No data available at this section
- NA No data available



Horse/Jockey Name	Rum Runner
Final Rank	2
Fastest Section Time (Section)	0:08.37 (Overall)
Top Speed [km/h] (Section)	67.5 (1000m)
Race State	Finished



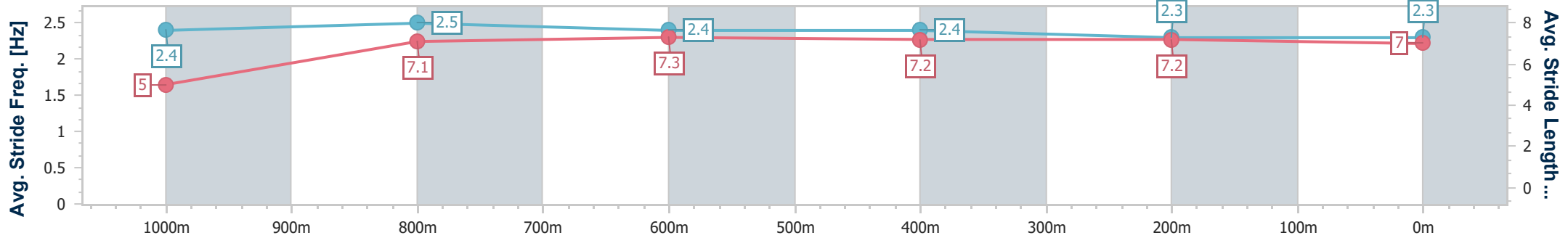
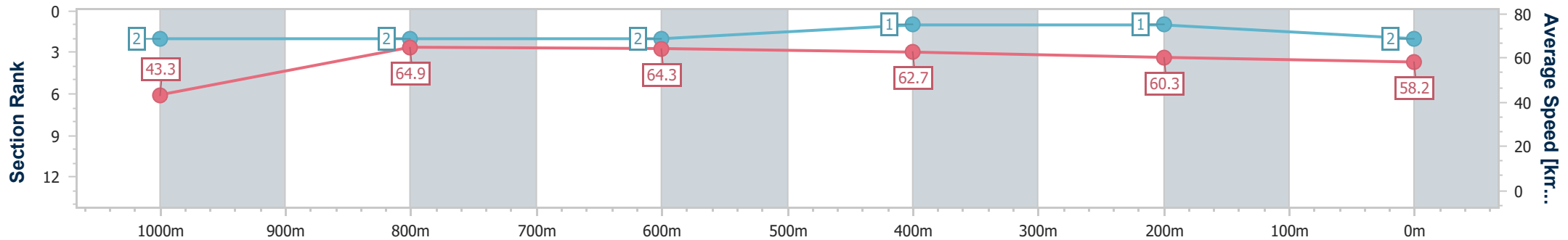
Ipswich QLD Professional  
 Race 5: IMPERIAL RACING Colts, Geldings and Entires Maiden Handicap - 1100m



09 August 2024 - 13:59

Track Rating: Soft 5, Weather: Fine, Rail Position: +10m Entire

Section	Overall	1000m	800m	600m	400m	200m
Section Times	1:05.87 [2] (0:08.37)	0:57.50 [2] (0:11.08)	0:46.42 [2] (0:11.13)	0:35.29 [2] (0:11.24)	0:24.05 [1] (0:11.68)	0:12.37 [1] (0:12.37)
Average Speed [km/h]	43.3	64.9	64.3	62.7	60.3	58.2
Top Speed [km/h]	63.9	67.5	65.1	64.2	61.2	60.0
Avg. Dist. to Rail [m]	0.8	0.2	1.8	4.1	5.5	2.9
Avg. Stride Freq. [Hz]	2.4	2.5	2.4	2.4	2.3	2.3
Avg. Stride Length [m]	5.0	7.1	7.3	7.2	7.2	7.0



- [ ] Ranking at each section and finish
- .-.- No data available at this section
- NA No data available



Horse/Jockey Name	Stavritzel
Final Rank	3
Fastest Section Time (Section)	0:08.51 (Overall)
Top Speed [km/h] (Section)	66.4 (800m)
Race State	Finished



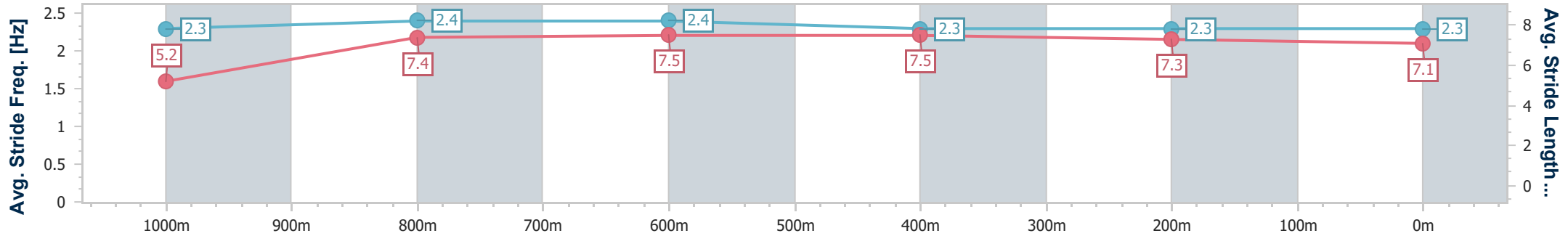
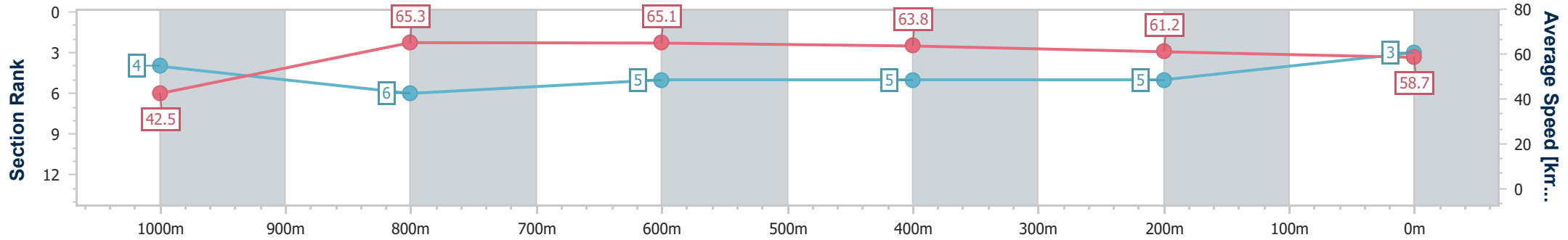
Ipswich QLD Professional  
 Race 5: IMPERIAL RACING Colts, Geldings and Entires Maiden Handicap - 1100m



09 August 2024 - 13:59

Track Rating: Soft 5, Weather: Fine, Rail Position: +10m Entire

Section	Overall	1000m	800m	600m	400m	200m
Section Times	1:06.11 [3] (0:08.51)	0:57.60 [4] (0:11.14)	0:46.46 [6] (0:11.06)	0:35.40 [5] (0:11.34)	0:24.06 [5] (0:11.79)	0:12.27 [5] (0:12.27)
Average Speed [km/h]	42.5	65.3	65.1	63.8	61.2	58.7
Top Speed [km/h]	62.1	65.7	66.4	65.4	62.3	62.2
Avg. Dist. to Rail [m]	8.3	3.6	1.0	1.1	1.4	4.0
Avg. Stride Freq. [Hz]	2.3	2.4	2.4	2.3	2.3	2.3
Avg. Stride Length [m]	5.2	7.4	7.5	7.5	7.3	7.1



- [ ] Ranking at each section and finish
- .-.- No data available at this section
- NA No data available



Horse/Jockey Name	Simply Excels
Final Rank	4
Fastest Section Time (Section)	0:08.65 (Overall)
Top Speed [km/h] (Section)	67.3 (1000m)
Race State	Finished



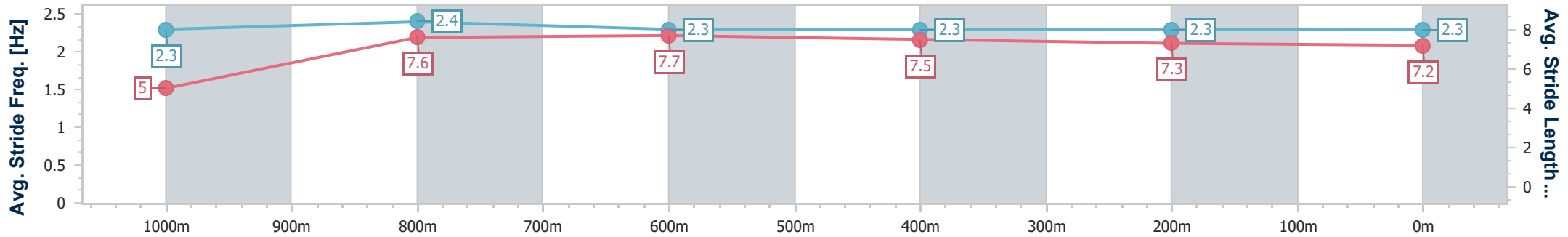
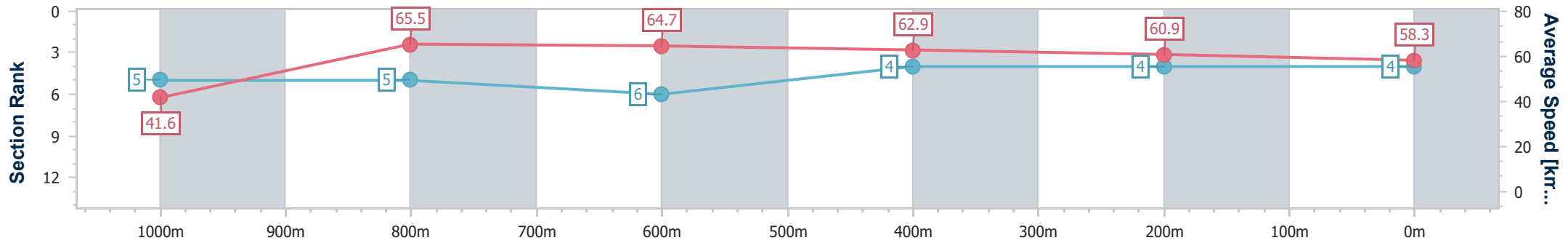
Ipswich QLD Professional  
 Race 5: IMPERIAL RACING Colts, Geldings and Entires Maiden Handicap - 1100m



09 August 2024 - 13:59

Track Rating: Soft 5, Weather: Fine, Rail Position: +10m Entire

Section	Overall	1000m	800m	600m	400m	200m
Section Times	1:06.14 [4] (0:08.65)	0:57.49 [5] (0:10.99)	0:46.50 [5] (0:11.09)	0:35.41 [6] (0:11.32)	0:24.09 [4] (0:11.71)	0:12.38 [4] (0:12.38)
Average Speed [km/h]	41.6	65.5	64.7	62.9	60.9	58.3
Top Speed [km/h]	62.4	67.3	65.6	64.4	62.1	60.9
Avg. Dist. to Rail [m]	3.9	0.7	1.4	1.9	1.8	1.0
Avg. Stride Freq. [Hz]	2.3	2.4	2.3	2.3	2.3	2.3
Avg. Stride Length [m]	5.0	7.6	7.7	7.5	7.3	7.2



- [ ] Ranking at each section and finish
- .-.- No data available at this section
- NA No data available



Horse/Jockey Name	Lion's Pride
Final Rank	5
Fastest Section Time (Section)	0:08.44 (Overall)
Top Speed [km/h] (Section)	66.7 (800m)
Race State	Finished



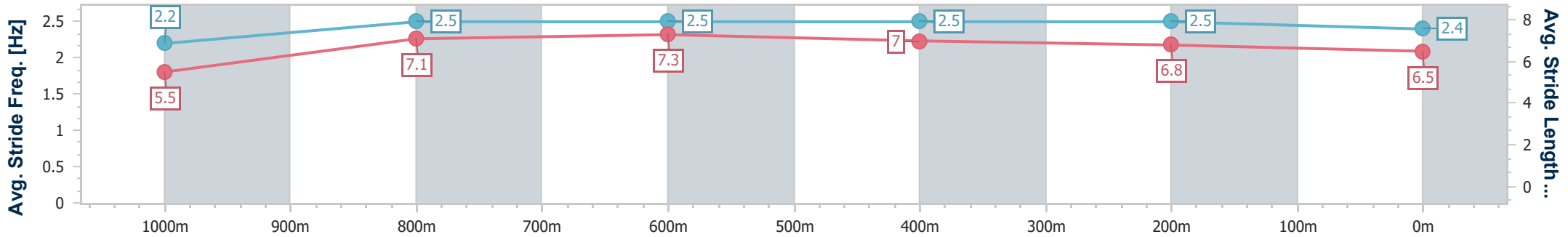
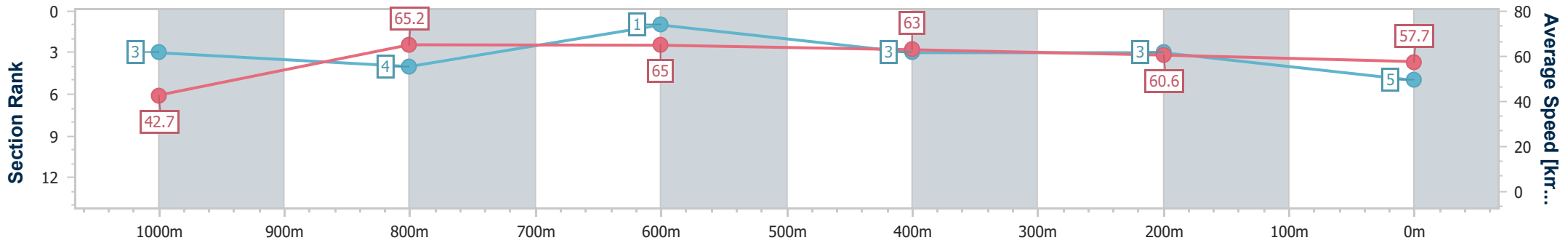
Ipswich QLD Professional  
Race 5: IMPERIAL RACING Colts, Geldings and Entires Maiden Handicap - 1100m



09 August 2024 - 13:59

Track Rating: Soft 5, Weather: Fine, Rail Position: +10m Entire

Section	Overall	1000m	800m	600m	400m	200m
Section Times	1:06.19 [5] (0:08.44)	0:57.75 [3] (0:11.07)	0:46.68 [4] (0:11.06)	0:35.62 [1] (0:11.35)	0:24.27 [3] (0:11.82)	0:12.45 [3] (0:12.45)
Average Speed [km/h]	42.7	65.2	65.0	63.0	60.6	57.7
Top Speed [km/h]	63.1	66.5	66.7	65.0	61.8	60.3
Avg. Dist. to Rail [m]	3.2	0.8	0.6	0.8	1.1	2.2
Avg. Stride Freq. [Hz]	2.2	2.5	2.5	2.5	2.5	2.4
Avg. Stride Length [m]	5.5	7.1	7.3	7.0	6.8	6.5



- [ ] Ranking at each section and finish
- .-.- No data available at this section
- NA No data available



Horse/Jockey Name	Boomlander
Final Rank	6
Fastest Section Time (Section)	0:08.78 (Overall)
Top Speed [km/h] (Section)	67.0 (1000m)
Race State	Finished



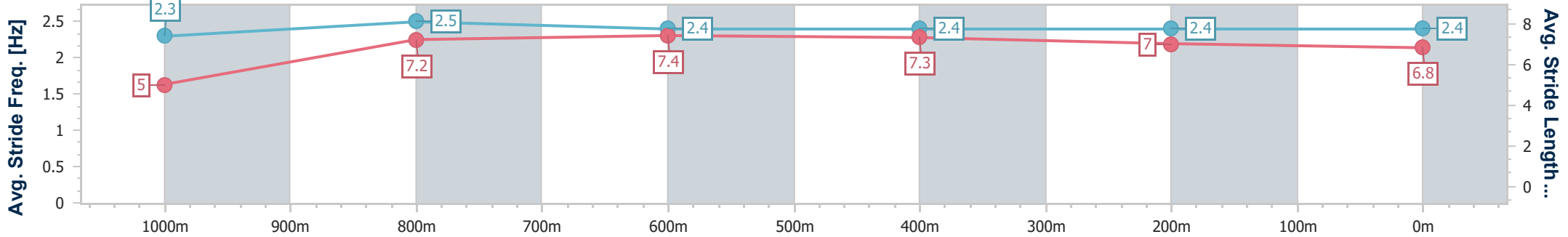
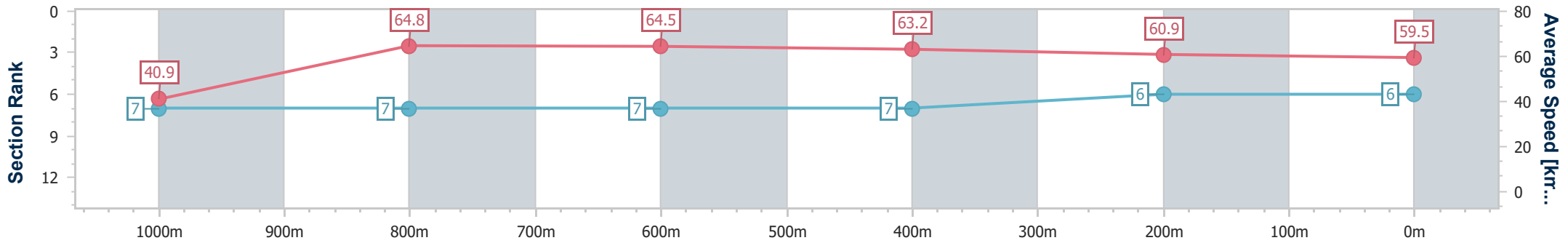
Ipswich QLD Professional  
Race 5: IMPERIAL RACING Colts, Geldings and Entires Maiden Handicap - 1100m



09 August 2024 - 13:59

Track Rating: Soft 5, Weather: Fine, Rail Position: +10m Entire

Section	Overall	1000m	800m	600m	400m	200m
Section Times	1:06.44 [6] (0:08.78)	0:57.66 [7] (0:11.16)	0:46.50 [7] (0:11.14)	0:35.36 [7] (0:11.39)	0:23.97 [7] (0:11.84)	0:12.13 [6] (0:12.13)
Average Speed [km/h]	40.9	64.8	64.5	63.2	60.9	59.5
Top Speed [km/h]	60.0	67.0	66.0	65.0	62.1	61.7
Avg. Dist. to Rail [m]	6.1	1.5	0.7	0.4	1.8	1.7
Avg. Stride Freq. [Hz]	2.3	2.5	2.4	2.4	2.4	2.4
Avg. Stride Length [m]	5.0	7.2	7.4	7.3	7.0	6.8



- [ ] Ranking at each section and finish
- .-.- No data available at this section
- NA No data available



Horse/Jockey Name	Kotoni
Final Rank	7
Fastest Section Time (Section)	0:09.15 (Overall)
Top Speed [km/h] (Section)	67.0 (800m)
Race State	Finished



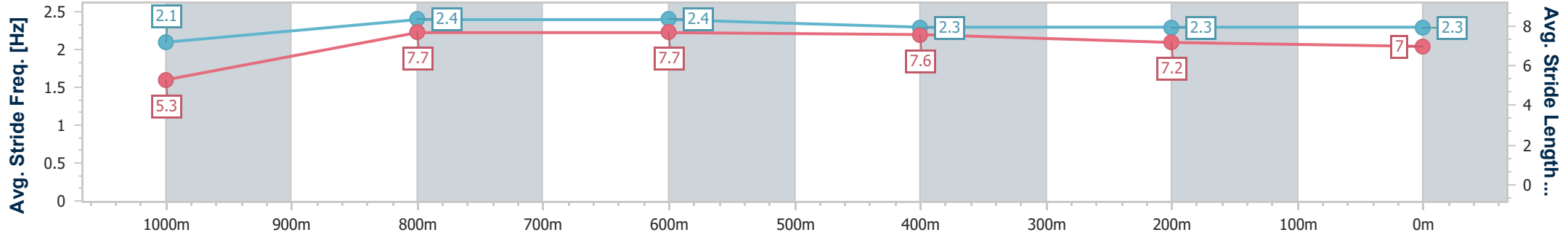
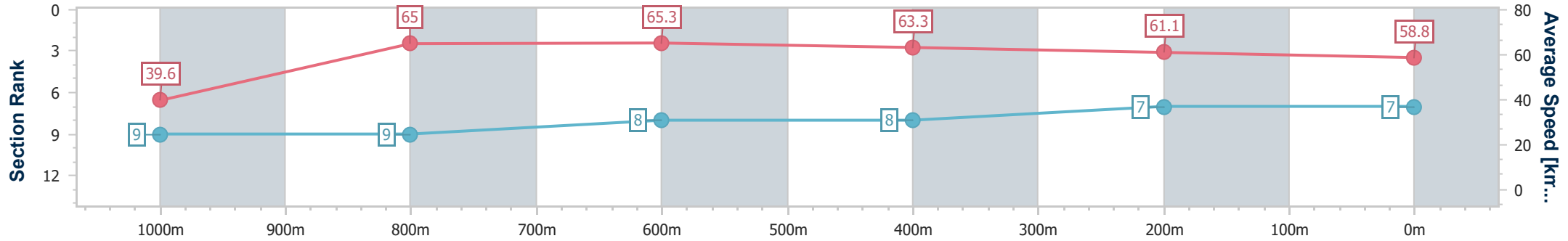
Ipswich QLD Professional  
Race 5: IMPERIAL RACING Colts, Geldings and Entires Maiden Handicap - 1100m



09 August 2024 - 13:59

Track Rating: Soft 5, Weather: Fine, Rail Position: +10m Entire

Section	Overall	1000m	800m	600m	400m	200m
Section Times	1:06.56 [7] (0:09.15)	0:57.41 [9] (0:11.10)	0:46.31 [9] (0:10.98)	0:35.33 [8] (0:11.35)	0:23.98 [8] (0:11.76)	0:12.22 [7] (0:12.22)
Average Speed [km/h]	39.6	65.0	65.3	63.3	61.1	58.8
Top Speed [km/h]	61.5	66.8	67.0	64.5	62.4	60.3
Avg. Dist. to Rail [m]	5.4	0.4	0.4	0.6	1.2	3.6
Avg. Stride Freq. [Hz]	2.1	2.4	2.4	2.3	2.3	2.3
Avg. Stride Length [m]	5.3	7.7	7.7	7.6	7.2	7.0



- [ ] Ranking at each section and finish
- .-.- No data available at this section
- NA No data available





Horse/Jockey Name	Invisible Target
Final Rank	8
Fastest Section Time (Section)	0:08.99 (Overall)
Top Speed [km/h] (Section)	67.0 (800m)
Race State	Finished



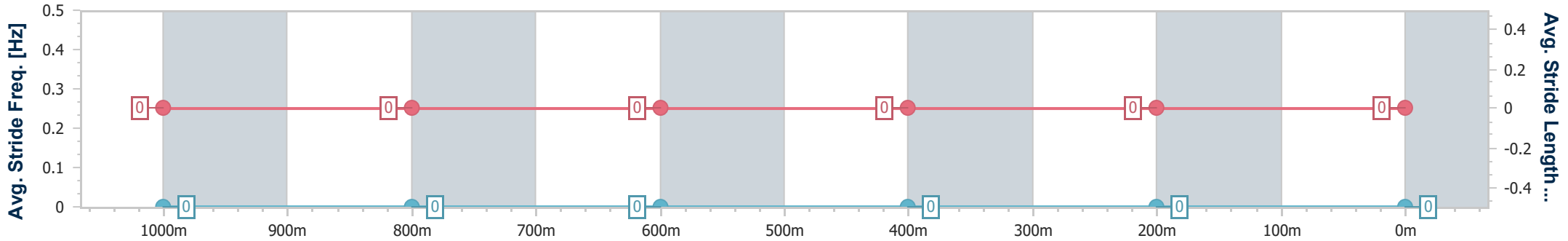
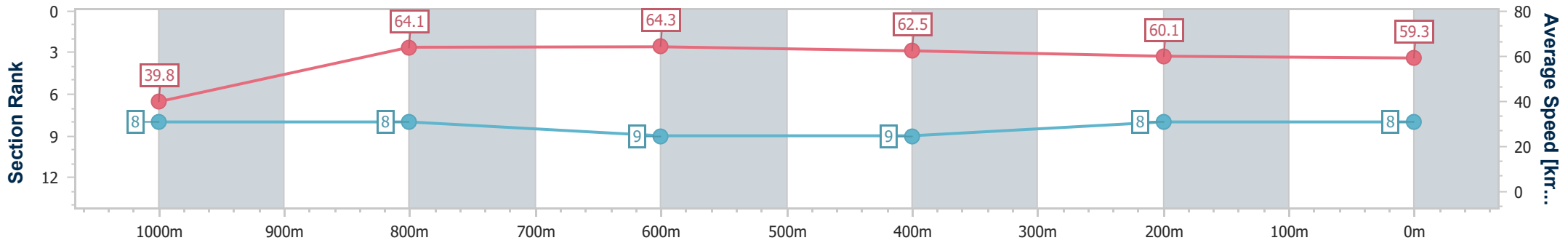
Ipswich QLD Professional  
 Race 5: IMPERIAL RACING Colts, Geldings and Entires Maiden  
 Handicap - 1100m



09 August 2024 - 13:59

Track Rating: Soft 5, Weather: Fine, Rail Position: +10m Entire

Section	Overall	1000m	800m	600m	400m	200m
Section Times	1:06.78 [8] (0:08.99)	0:57.79 [8] (0:11.20)	0:46.59 [8] (0:11.12)	0:35.47 [9] (0:11.39)	0:24.08 [9] (0:11.97)	0:12.11 [8] (0:12.11)
Average Speed [km/h]	39.8	64.1	64.3	62.5	60.1	59.3
Top Speed [km/h]	59.9	66.9	67.0	65.3	61.0	60.9
Avg. Dist. to Rail [m]	2.4	1.6	1.8	1.9	1.5	4.2
Avg. Stride Freq. [Hz]	---	---	---	---	---	---
Avg. Stride Length [m]	---	---	---	---	---	---



- [ ] Ranking at each section and finish
- No data available at this section
- NA No data available



Horse/Jockey Name	Happilynaive
Final Rank	9
Fastest Section Time (Section)	0:08.66 (Overall)
Top Speed [km/h] (Section)	67.0 (1000m)
Race State	Finished



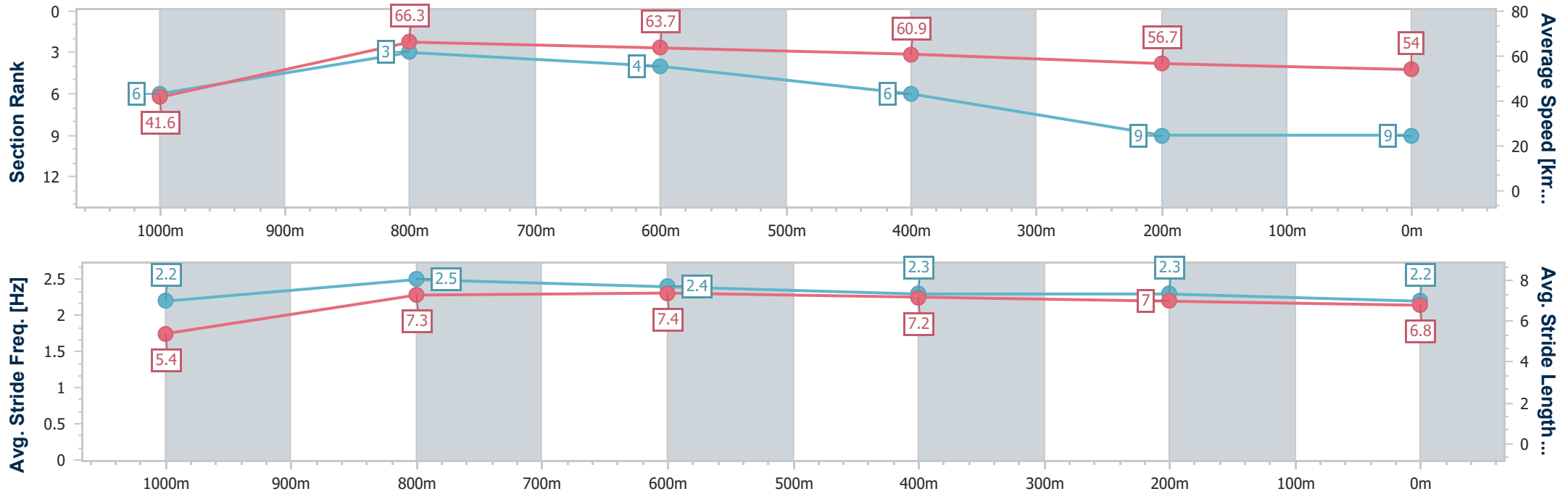
Ipswich QLD Professional  
Race 5: IMPERIAL RACING Colts, Geldings and Entires Maiden Handicap - 1100m



09 August 2024 - 13:59

Track Rating: Soft 5, Weather: Fine, Rail Position: +10m Entire

Section	Overall	1000m	800m	600m	400m	200m
Section Times	1:08.27 [9] (0:08.66)	0:59.61 [6] (0:10.83)	0:48.78 [3] (0:11.18)	0:37.60 [4] (0:11.71)	0:25.89 [6] (0:12.59)	0:13.30 [9] (0:13.30)
Average Speed [km/h]	41.6	66.3	63.7	60.9	56.7	54.0
Top Speed [km/h]	63.8	67.0	65.6	63.3	57.8	55.3
Avg. Dist. to Rail [m]	2.8	2.1	2.3	2.2	2.2	0.8
Avg. Stride Freq. [Hz]	2.2	2.5	2.4	2.3	2.3	2.2
Avg. Stride Length [m]	5.4	7.3	7.4	7.2	7.0	6.8



- [ ] Ranking at each section and finish
- .-.- No data available at this section
- NA No data available



**Ipswich QLD Professional**  
**Race 6: GORDON'S GIN Class 4 Handicap - 1100m**  
**09 August 2024 - 14:34**



Track Rating: Soft 5, Weather: Fine, Rail Position: +10m Entire

Section		Field Times											Last 600m					
		Overall	1000m	800m	600m	400m	200m						0:34.83					
		1:05.37 (0:08.30)	0:57.07 (0:10.93)	0:46.14 (0:11.31)	0:34.83 (0:11.48)	0:23.35 (0:11.51)	0:11.84 (0:11.84)											
Rank	TAB	Horse/Jockey	Barrier	Top Speed [km/h]	Fastest Section												Margin	Distance Travelled [m]
1	3	<b>THE LUCKY ALIEN</b> James Orman	1	67.3 1000m	0:08.30 Overall	1:05.37 [1] (0:08.30)	0:57.07 [1] (0:10.93)	0:46.14 [1] (0:11.31)	0:34.83 [1] (0:11.48)	0:23.35 [1] (0:11.51)	0:11.84 [1] (0:11.84)	1:05.37	0:34.83					
2	1	<b>SHOT OF WHISKEY</b> Boris Thornton	3	65.3 1000m	0:08.38 Overall	1:05.78 [2] (0:08.38)	0:57.40 [2] (0:11.15)	0:46.25 [3] (0:11.32)	0:34.93 [3] (0:11.48)	0:23.45 [3] (0:11.39)	0:12.06 [2] (0:12.06)	2.43L	0:34.93	+4				
3	2	<b>BAUHINIA ROCK</b> Ryan Maloney	5	67.3 1000m	0:08.43 Overall	1:06.00 [3] (0:08.43)	0:57.57 [3] (0:10.97)	0:46.60 [2] (0:11.34)	0:35.26 [2] (0:11.49)	0:23.77 [2] (0:11.67)	0:12.10 [3] (0:12.10)	3.7L	0:35.26	+5				
4	5	<b>JABALI RIDGE</b> Sean Cormack	7	66.2 800m	0:08.91 Overall	1:06.01 [4] (0:08.91)	0:57.10 [7] (0:11.38)	0:45.72 [6] (0:11.06)	0:34.66 [6] (0:11.36)	0:23.30 [5] (0:11.63)	0:11.67 [5] (0:11.67)	3.81L	0:34.66	+7				
5	8	<b>LUCKY SHAM</b> Rikki Jamieson	10	67.6 800m	0:08.93 Overall	1:06.17 [5] (0:08.93)	0:57.24 [8] (0:11.53)	0:45.71 [8] (0:11.01)	0:34.70 [8] (0:11.44)	0:23.26 [8] (0:11.55)	0:11.71 [8] (0:11.71)	4.76L	0:34.70	+14				
6	6	<b>NEW JOY</b> Angela Jones	4	67.2 1000m	0:08.65 Overall	1:06.28 [6] (0:08.65)	0:57.63 [4] (0:11.33)	0:46.30 [4] (0:11.17)	0:35.13 [5] (0:11.63)	0:23.50 [6] (0:11.61)	0:11.89 [7] (0:11.89)	5.37L	0:35.13	+6				
7	7	<b>DOWN THE BARREL</b> Emily Lang	2	66.3 800m	0:08.88 Overall	1:06.37 [7] (0:08.88)	0:57.49 [6] (0:11.48)	0:46.01 [7] (0:11.04)	0:34.97 [7] (0:11.41)	0:23.56 [7] (0:11.56)	0:12.00 [6] (0:12.00)	5.88L	0:34.97	+1				
8	9	<b>ROTHERO ESSGEE</b> Anthony Allen	9	66.5 800m	0:09.14 Overall	1:06.46 [8] (0:09.14)	0:57.32 [9] (0:11.49)	0:45.83 [9] (0:10.97)	0:34.86 [9] (0:11.33)	0:23.53 [9] (0:11.57)	0:11.96 [9] (0:11.96)	6.43L	0:34.86	+4				
9	10	<b>ANNAKURI</b> Luke Tarrant	6	67.1 800m	0:08.77 Overall	1:06.48 [9] (0:08.77)	0:57.71 [5] (0:11.24)	0:46.47 [5] (0:10.99)	0:35.48 [4] (0:11.55)	0:23.93 [4] (0:11.68)	0:12.25 [4] (0:12.25)	6.55L	0:35.48	+2				

Scratched: Artie Beatsome (#4)

[ ] Ranking at each section and finish  
 -:-:- No data available at this section  
 NA No data available

SCN Saddle cloth number  
 DNF Did not finish  
 DNT Did not track



Horse/Jockey Name	The Lucky Alien
Final Rank	1
Fastest Section Time (Section)	0:08.30 (Overall)
Top Speed [km/h] (Section)	67.3 (1000m)
Race State	Finished



### Ipswich QLD Professional

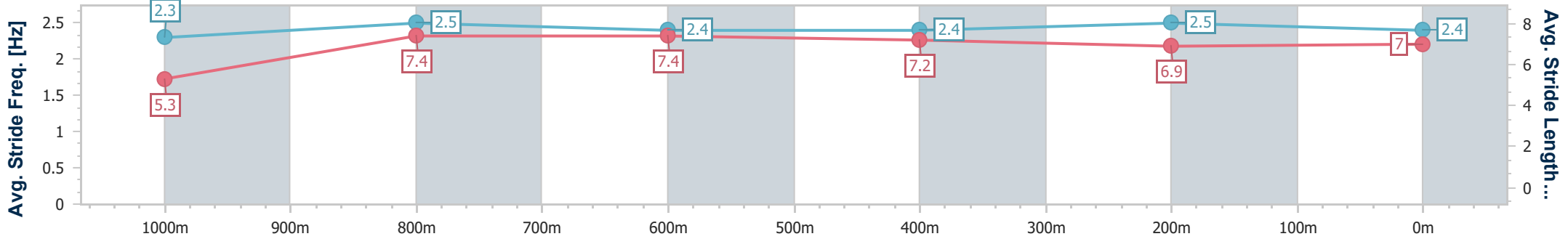
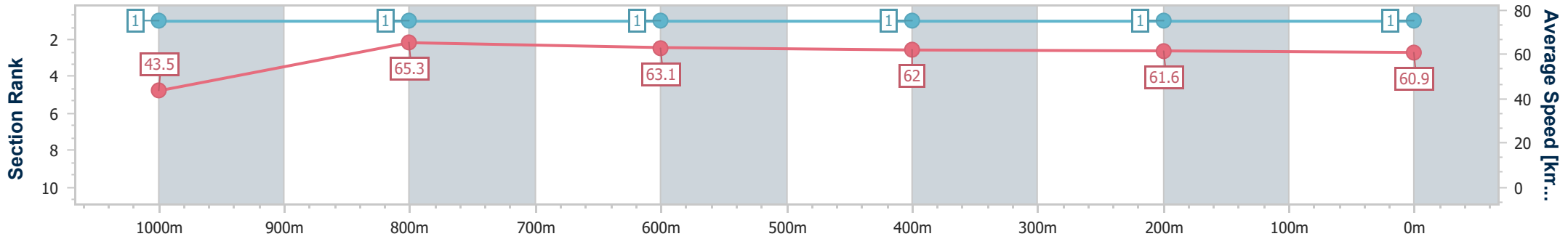
Race 6: GORDON'S GIN Class 4 Handicap - 1100m

09 August 2024 - 14:34



Track Rating: Soft 5, Weather: Fine, Rail Position: +10m Entire

Section	Overall	1000m	800m	600m	400m	200m
Section Times	1:05.37 [1] (0:08.30)	0:57.07 [1] (0:10.93)	0:46.14 [1] (0:11.31)	0:34.83 [1] (0:11.48)	0:23.35 [1] (0:11.51)	0:11.84 [1] (0:11.84)
Average Speed [km/h]	43.5	65.3	63.1	62.0	61.6	60.9
Top Speed [km/h]	64.3	67.3	65.1	62.9	63.9	63.3
Avg. Dist. to Rail [m]	1.2	2.3	2.0	3.2	3.4	2.3
Avg. Stride Freq. [Hz]	2.3	2.5	2.4	2.4	2.5	2.4
Avg. Stride Length [m]	5.3	7.4	7.4	7.2	6.9	7.0



- [ ] Ranking at each section and finish
- .-.- No data available at this section
- NA No data available



Horse/Jockey Name	Shot Of Whiskey
Final Rank	2
Fastest Section Time (Section)	0:08.38 (Overall)
Top Speed [km/h] (Section)	65.3 (1000m)
Race State	Finished



### Ipswich QLD Professional

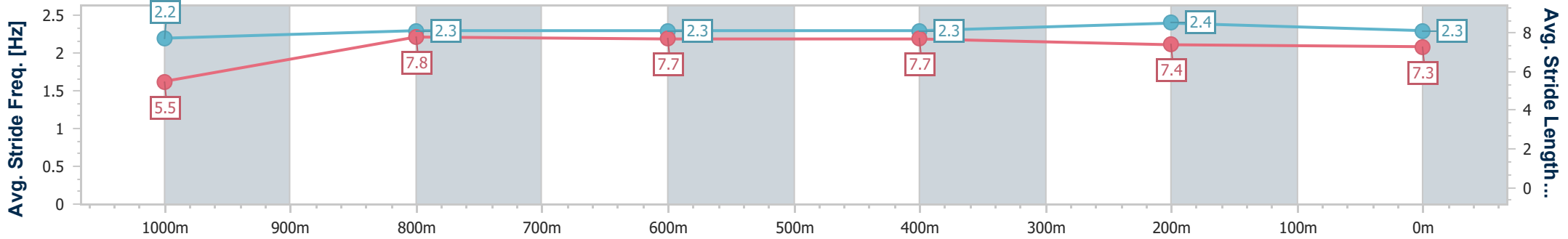
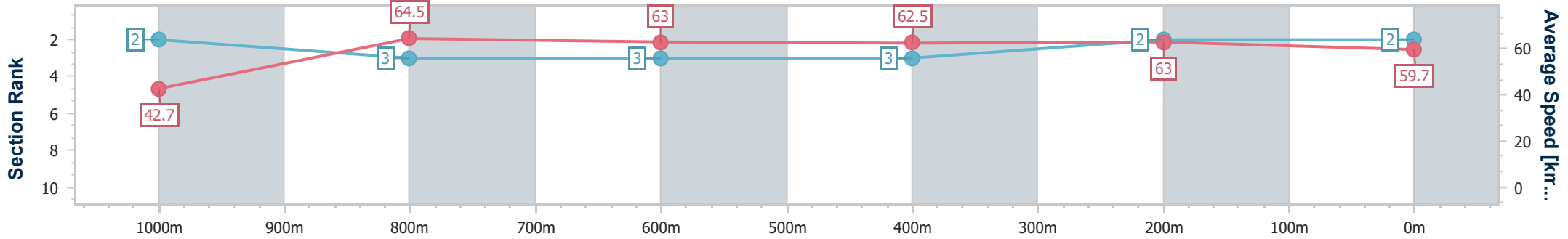
Race 6: GORDON'S GIN Class 4 Handicap - 1100m

09 August 2024 - 14:34



Track Rating: Soft 5, Weather: Fine, Rail Position: +10m Entire

Section	Overall	1000m	800m	600m	400m	200m
Section Times	1:05.78 [2] (0:08.38)	0:57.40 [2] (0:11.15)	0:46.25 [3] (0:11.32)	0:34.93 [3] (0:11.48)	0:23.45 [3] (0:11.39)	0:12.06 [2] (0:12.06)
Average Speed [km/h]	42.7	64.5	63.0	62.5	63.0	59.7
Top Speed [km/h]	63.6	65.3	63.9	63.5	63.9	62.4
Avg. Dist. to Rail [m]	1.2	1.6	1.8	0.8	0.9	0.4
Avg. Stride Freq. [Hz]	2.2	2.3	2.3	2.3	2.4	2.3
Avg. Stride Length [m]	5.5	7.8	7.7	7.7	7.4	7.3



- [ ] Ranking at each section and finish
- .-.- No data available at this section
- NA No data available



Horse/Jockey Name	Bauhinia Rock
Final Rank	3
Fastest Section Time (Section)	0:08.43 (Overall)
Top Speed [km/h] (Section)	67.3 (1000m)
Race State	Finished



### Ipswich QLD Professional

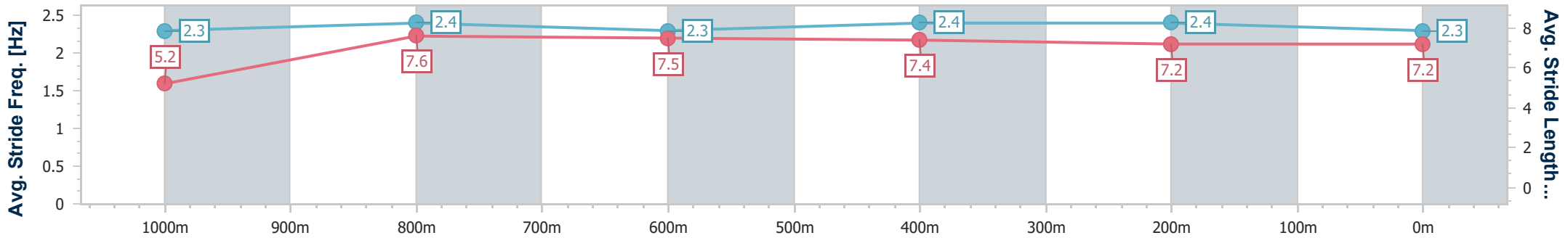
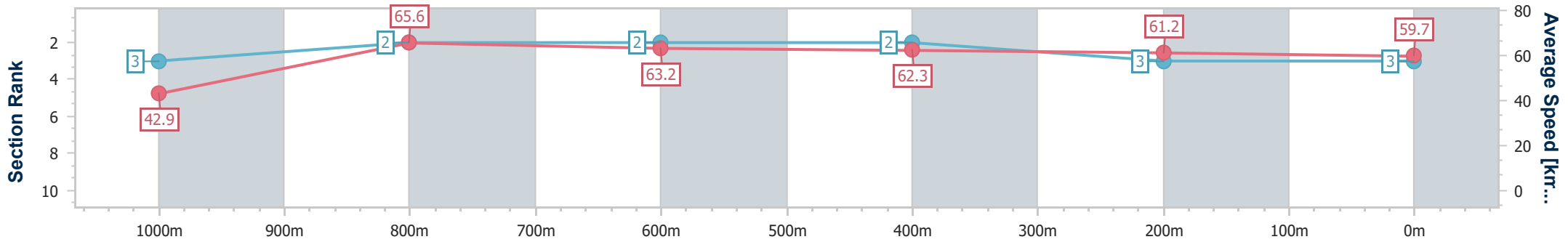
Race 6: GORDON'S GIN Class 4 Handicap - 1100m

09 August 2024 - 14:34



Track Rating: Soft 5, Weather: Fine, Rail Position: +10m Entire

Section	Overall	1000m	800m	600m	400m	200m
Section Times	1:06.00 [3] (0:08.43)	0:57.57 [3] (0:10.97)	0:46.60 [2] (0:11.34)	0:35.26 [2] (0:11.49)	0:23.77 [2] (0:11.67)	0:12.10 [3] (0:12.10)
Average Speed [km/h]	42.9	65.6	63.2	62.3	61.2	59.7
Top Speed [km/h]	63.2	67.3	65.2	63.4	62.7	61.3
Avg. Dist. to Rail [m]	4.1	1.1	1.0	1.9	1.0	0.9
Avg. Stride Freq. [Hz]	2.3	2.4	2.3	2.4	2.4	2.3
Avg. Stride Length [m]	5.2	7.6	7.5	7.4	7.2	7.2



- [ ] Ranking at each section and finish
- .-.- No data available at this section
- NA No data available



Horse/Jockey Name	Jabali Ridge
Final Rank	4
Fastest Section Time (Section)	0:08.91 (Overall)
Top Speed [km/h] (Section)	66.2 (800m)
Race State	Finished



### Ipswich QLD Professional

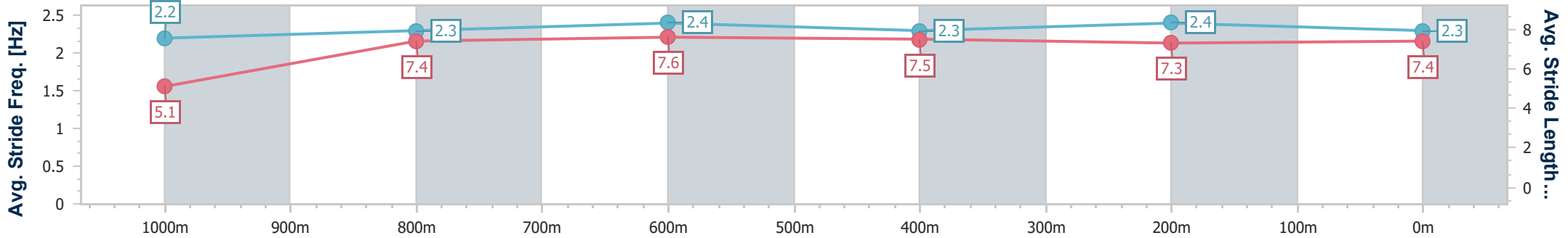
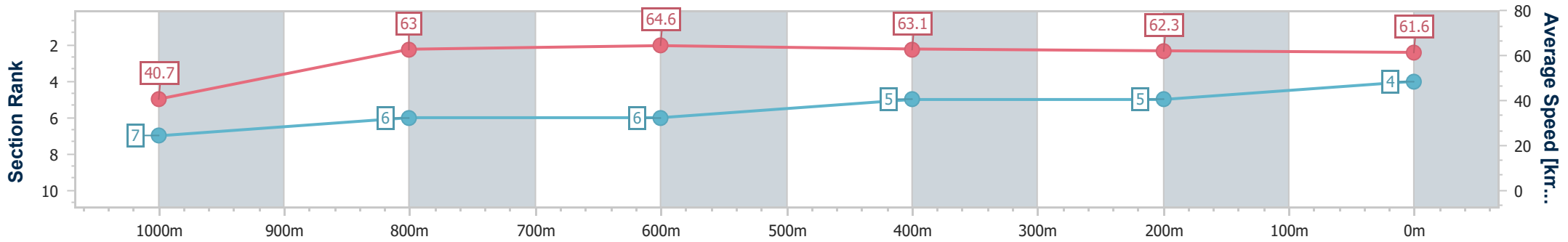
Race 6: GORDON'S GIN Class 4 Handicap - 1100m

09 August 2024 - 14:34



Track Rating: Soft 5, Weather: Fine, Rail Position: +10m Entire

Section	Overall	1000m	800m	600m	400m	200m
Section Times	1:06.01 [4] (0:08.91)	0:57.10 [7] (0:11.38)	0:45.72 [6] (0:11.06)	0:34.66 [6] (0:11.36)	0:23.30 [5] (0:11.63)	0:11.67 [5]
Average Speed [km/h]	40.7	63.0	64.6	63.1	62.3	61.6
Top Speed [km/h]	62.0	65.5	66.2	64.4	63.2	63.6
Avg. Dist. to Rail [m]	6.6	0.8	1.9	1.2	2.0	4.2
Avg. Stride Freq. [Hz]	2.2	2.3	2.4	2.3	2.4	2.3
Avg. Stride Length [m]	5.1	7.4	7.6	7.5	7.3	7.4



- [ ] Ranking at each section and finish
- .-.- No data available at this section
- NA No data available



Horse/Jockey Name	Lucky Sham
Final Rank	5
Fastest Section Time (Section)	0:08.93 (Overall)
Top Speed [km/h] (Section)	67.6 (800m)
Race State	Finished



### Ipswich QLD Professional

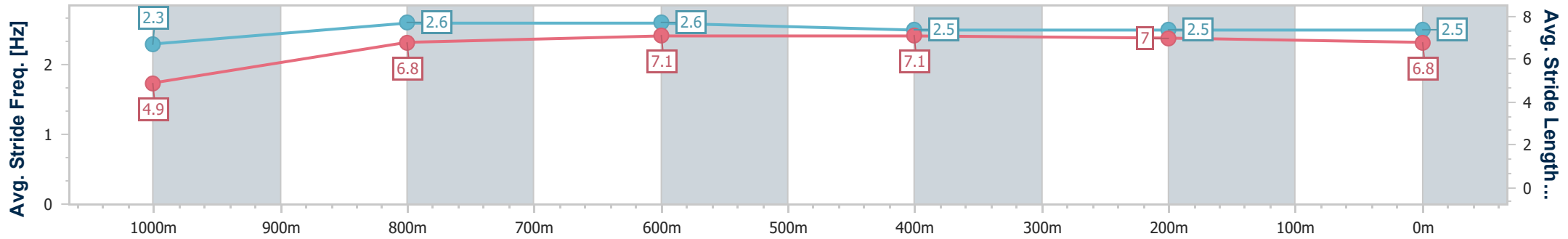
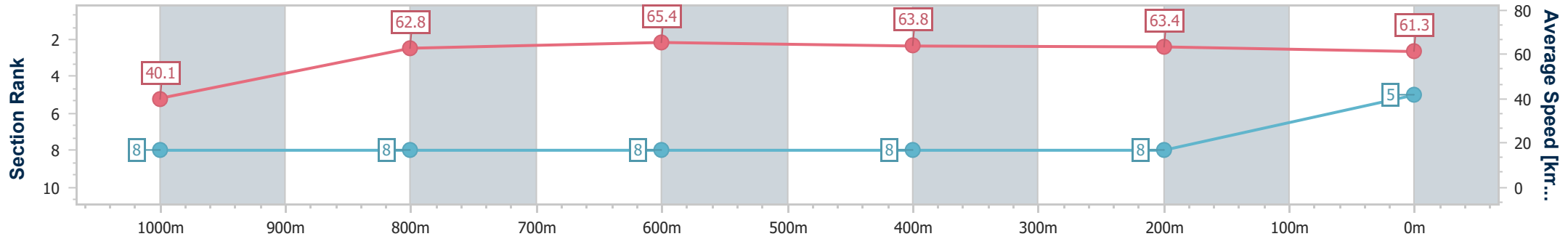
Race 6: GORDON'S GIN Class 4 Handicap - 1100m

09 August 2024 - 14:34



Track Rating: Soft 5, Weather: Fine, Rail Position: +10m Entire

Section	Overall	1000m	800m	600m	400m	200m
Section Times	1:06.17 [5] (0:08.93)	0:57.24 [8] (0:11.53)	0:45.71 [8] (0:11.01)	0:34.70 [8] (0:11.44)	0:23.26 [8] (0:11.55)	0:11.71 [8] (0:11.71)
Average Speed [km/h]	40.1	62.8	65.4	63.8	63.4	61.3
Top Speed [km/h]	60.1	65.2	67.6	64.6	64.4	64.4
Avg. Dist. to Rail [m]	8.5	1.2	0.3	2.9	5.4	8.5
Avg. Stride Freq. [Hz]	2.3	2.6	2.6	2.5	2.5	2.5
Avg. Stride Length [m]	4.9	6.8	7.1	7.1	7.0	6.8



- [ ] Ranking at each section and finish
- .-.- No data available at this section
- NA No data available





Horse/Jockey Name	New Joy
Final Rank	6
Fastest Section Time (Section)	0:08.65 (Overall)
Top Speed [km/h] (Section)	67.2 (1000m)
Race State	Finished



### Ipswich QLD Professional

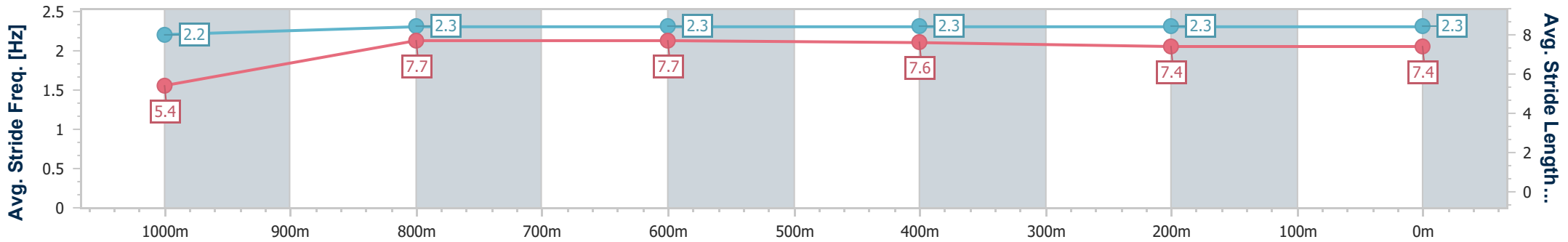
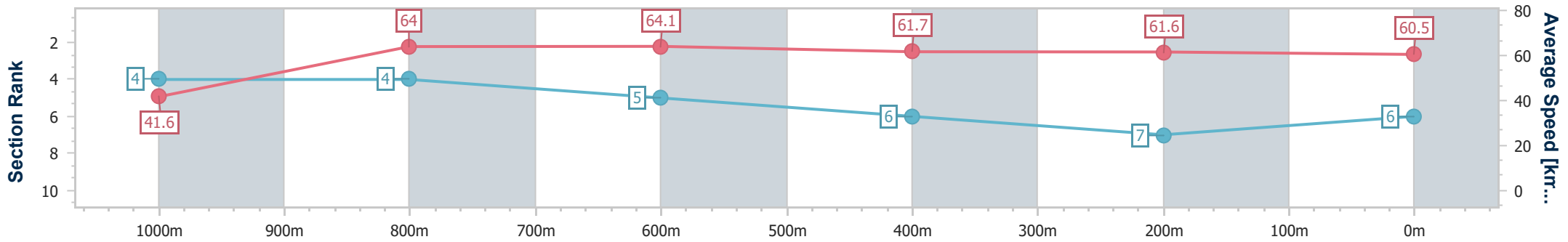
Race 6: GORDON'S GIN Class 4 Handicap - 1100m

09 August 2024 - 14:34



Track Rating: Soft 5, Weather: Fine, Rail Position: +10m Entire

Section	Overall	1000m	800m	600m	400m	200m
Section Times	1:06.28 [6] (0:08.65)	0:57.63 [4] (0:11.33)	0:46.30 [4] (0:11.17)	0:35.13 [5] (0:11.63)	0:23.50 [6] (0:11.61)	0:11.89 [7]
Average Speed [km/h]	41.6	64.0	64.1	61.7	61.6	60.5
Top Speed [km/h]	59.1	67.2	67.1	62.4	63.6	63.2
Avg. Dist. to Rail [m]	4.1	0.7	0.5	1.5	1.2	1.3
Avg. Stride Freq. [Hz]	2.2	2.3	2.3	2.3	2.3	2.3
Avg. Stride Length [m]	5.4	7.7	7.7	7.6	7.4	7.4



- [ ] Ranking at each section and finish
- .-.- No data available at this section
- NA No data available



Horse/Jockey Name	Down The Barrel
Final Rank	7
Fastest Section Time (Section)	0:08.88 (Overall)
Top Speed [km/h] (Section)	66.3 (800m)
Race State	Finished



### Ipswich QLD Professional

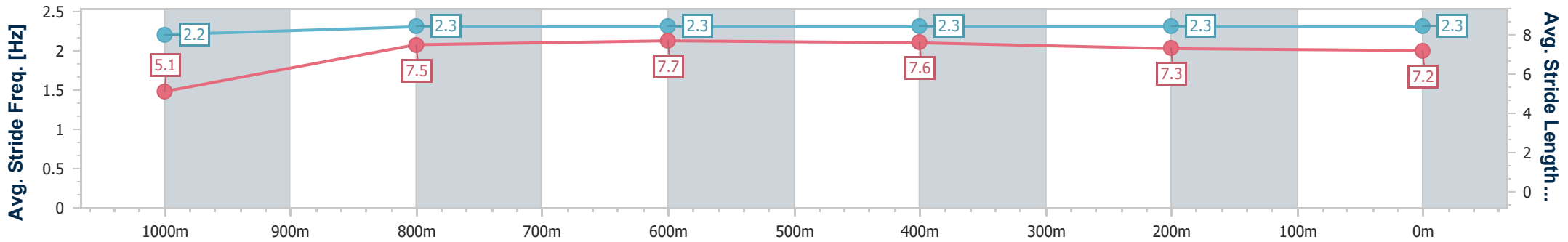
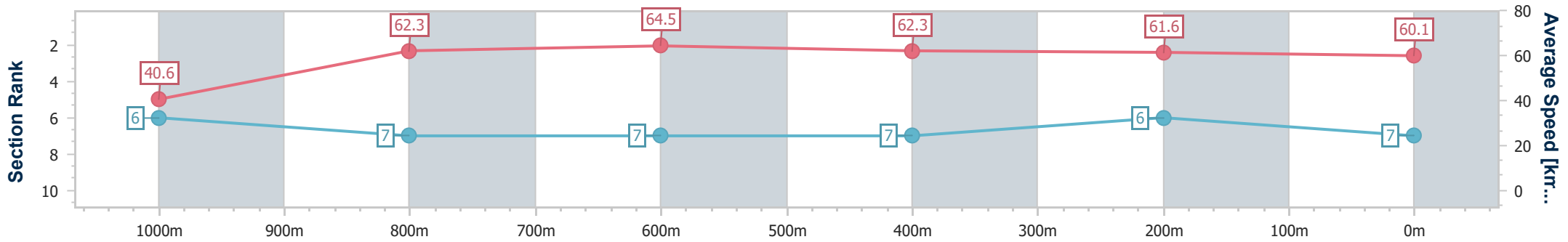
Race 6: GORDON'S GIN Class 4 Handicap - 1100m

09 August 2024 - 14:34



Track Rating: Soft 5, Weather: Fine, Rail Position: +10m Entire

Section	Overall	1000m	800m	600m	400m	200m
Section Times	1:06.37 [7] (0:08.88)	0:57.49 [6] (0:11.48)	0:46.01 [7] (0:11.04)	0:34.97 [7] (0:11.41)	0:23.56 [7] (0:11.56)	0:12.00 [6] (0:12.00)
Average Speed [km/h]	40.6	62.3	64.5	62.3	61.6	60.1
Top Speed [km/h]	59.3	64.9	66.3	63.3	62.6	60.9
Avg. Dist. to Rail [m]	1.6	1.5	2.5	2.9	1.7	0.9
Avg. Stride Freq. [Hz]	2.2	2.3	2.3	2.3	2.3	2.3
Avg. Stride Length [m]	5.1	7.5	7.7	7.6	7.3	7.2



- [ ] Ranking at each section and finish
- .-.- No data available at this section
- NA No data available



Horse/Jockey Name	Rothero Essgee
Final Rank	8
Fastest Section Time (Section)	0:09.14 (Overall)
Top Speed [km/h] (Section)	66.5 (800m)
Race State	Finished



### Ipswich QLD Professional

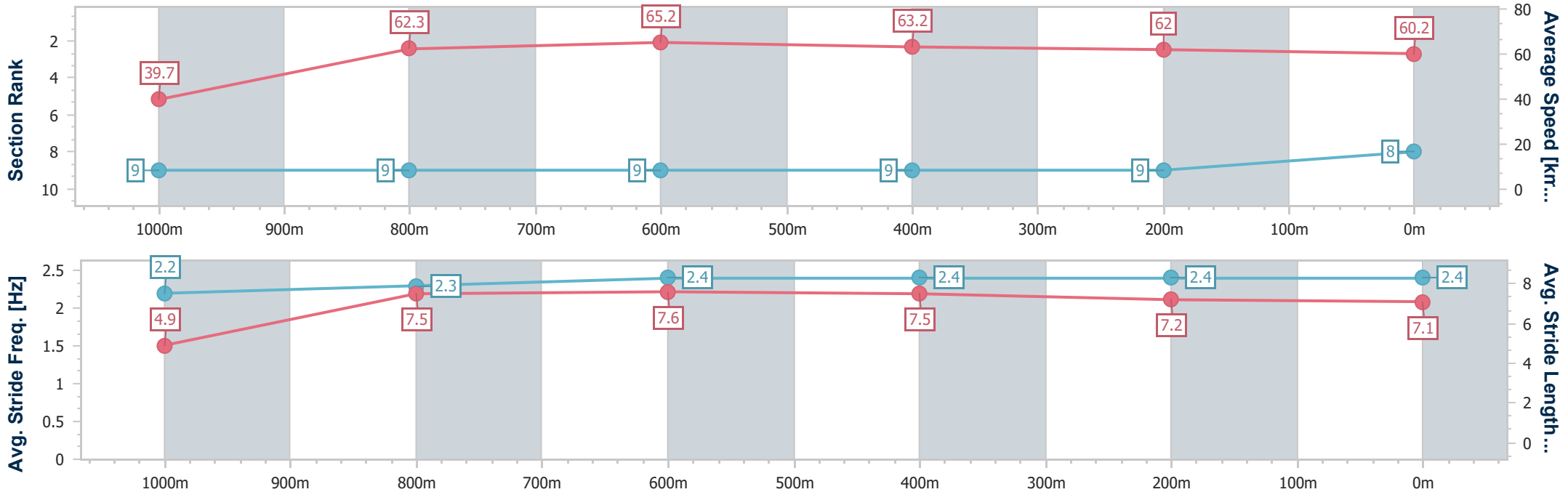
Race 6: GORDON'S GIN Class 4 Handicap - 1100m

09 August 2024 - 14:34



Track Rating: Soft 5, Weather: Fine, Rail Position: +10m Entire

Section	Overall	1000m	800m	600m	400m	200m
Section Times	1:06.46 [8] (0:09.14)	0:57.32 [9] (0:11.49)	0:45.83 [9] (0:10.97)	0:34.86 [9] (0:11.33)	0:23.53 [9] (0:11.57)	0:11.96 [9] (0:11.96)
Average Speed [km/h]	39.7	62.3	65.2	63.2	62.0	60.2
Top Speed [km/h]	60.8	65.2	66.5	64.8	63.2	62.7
Avg. Dist. to Rail [m]	4.9	1.7	2.3	1.2	1.4	3.2
Avg. Stride Freq. [Hz]	2.2	2.3	2.4	2.4	2.4	2.4
Avg. Stride Length [m]	4.9	7.5	7.6	7.5	7.2	7.1



- [ ] Ranking at each section and finish
- .-.- No data available at this section
- NA No data available



Horse/Jockey Name	Annakuri
Final Rank	9
Fastest Section Time (Section)	0:08.77 (Overall)
Top Speed [km/h] (Section)	67.1 (800m)
Race State	Finished



### Ipswich QLD Professional

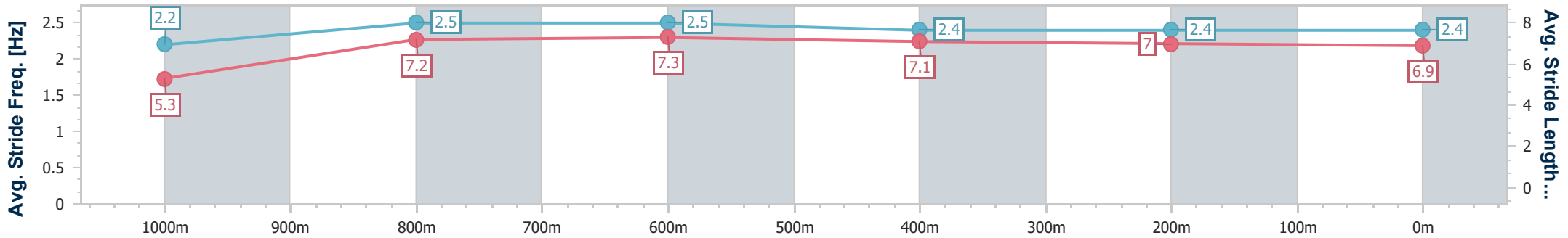
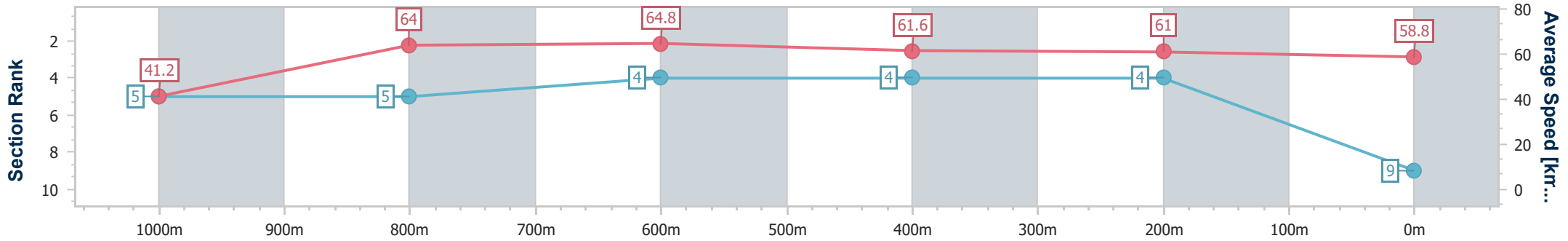
Race 6: GORDON'S GIN Class 4 Handicap - 1100m

09 August 2024 - 14:34



Track Rating: Soft 5, Weather: Fine, Rail Position: +10m Entire

Section	Overall	1000m	800m	600m	400m	200m
Section Times	1:06.48 [9] (0:08.77)	0:57.71 [5] (0:11.24)	0:46.47 [5] (0:10.99)	0:35.48 [4] (0:11.55)	0:23.93 [4] (0:11.68)	0:12.25 [4] (0:12.25)
Average Speed [km/h]	41.2	64.0	64.8	61.6	61.0	58.8
Top Speed [km/h]	60.6	66.1	67.1	63.2	62.3	60.4
Avg. Dist. to Rail [m]	3.9	1.3	1.7	2.9	2.7	0.4
Avg. Stride Freq. [Hz]	2.2	2.5	2.5	2.4	2.4	2.4
Avg. Stride Length [m]	5.3	7.2	7.3	7.1	7.0	6.9



- [ ] Ranking at each section and finish
- .-.- No data available at this section
- NA No data available



# Ipswich QLD Professional

## Race 7: GREAT NORTHERN Class 1 Handicap - 1710m

09 August 2024 - 15:09



Track Rating: Soft 5, Weather: Fine, Rail Position: +10m Entire

Section		Field Times												
		Overall	1600m	1400m	1200m	1000m	800m	600m	Last 600m					
		1:47.38 (0:09.17)	1:38.21 (0:11.48)	1:26.73 (0:12.19)	1:14.54 (0:12.33)	1:02.21 (0:12.27)	0:49.94 (0:12.59)	0:37.35 (0:12.22)	0:37.35					
Rank	TAB	Horse/Jockey	Barrier	Top Speed [km/h]	Fastest Section								Distance Travelled [m]	
1	12	WINTER'S PROMISE Andrew Mallyon	1	63.6 1600m	0:09.44 Overall	1:47.38 [1] (0:09.44)	1:37.94 [5] (0:11.71)	1:26.23 [6] (0:12.27)	1:13.96 [6] (0:12.33)	1:01.63 [6] (0:12.23)	0:49.40 [6] (0:12.50)	0:36.90 [6] (0:12.20)	0:36.90	
2	10	CRIMSON WARNING Les Tilley	10	63.2 1600m	0:09.17 Overall	1:47.51 [2] (0:09.17)	1:38.34 [1] (0:11.71)	1:26.63 [3] (0:12.24)	1:14.39 [4] (0:12.30)	1:02.09 [3] (0:12.32)	0:49.77 [3] (0:12.55)	0:37.22 [5] (0:12.21)	0:37.22	-1
3	9	DUMA Dylan Bennett	2	61.7 1600m	0:09.48 Overall	1:47.56 [3] (0:09.48)	1:38.08 [7] (0:11.80)	1:26.28 [7] (0:12.29)	1:13.99 [7] (0:12.38)	1:01.61 [7] (0:12.31)	0:49.30 [8] (0:12.36)	0:36.94 [8] (0:12.11)	0:36.94	+5
4	1	EXPLICABLE Kyle Wilson-Taylor	4	63.0 1600m	0:09.36 Overall	1:47.73 [4] (0:09.36)	1:38.37 [4] (0:11.69)	1:26.68 [4] (0:12.24)	1:14.44 [5] (0:12.38)	1:02.06 [5] (0:12.29)	0:49.77 [5] (0:12.32)	0:37.45 [4] (0:12.17)	0:37.45	+4
5	3	MAJESTIC TEAKO Rikki Jamieson	12	65.2 1600m	0:09.25 Overall	1:47.75 [5] (0:09.25)	1:38.50 [3] (0:11.40)	1:27.10 [1] (0:12.19)	1:14.91 [1] (0:12.33)	1:02.58 [1] (0:12.27)	0:50.31 [1] (0:12.59)	0:37.72 [1] (0:12.22)	0:37.72	-2
6	14	WHYTEEPEE Luke Tarrant	3	62.9 1600m	0:09.73 Overall	1:47.79 [6] (0:09.73)	1:38.06 [9] (0:11.71)	1:26.35 [8] (0:12.32)	1:14.03 [8] (0:12.36)	1:01.67 [8] (0:12.13)	0:49.54 [7] (0:12.37)	0:37.17 [7] (0:12.30)	0:37.17	+3
7	13	MIGHTY JUDD Justin Stanley	17	60.8 1600m	0:09.63 Overall	1:47.80 [7] (0:09.63)	1:38.17 [8] (0:11.93)	1:26.24 [9] (0:12.36)	1:13.88 [9] (0:12.36)	1:01.52 [9] (0:12.26)	0:49.26 [9] (0:12.27)	0:36.99 [9] (0:12.13)	0:36.99	+2
8	15	READY TO THUNDER Landan Sykes	7	61.8 1600m	0:10.05 Overall	1:47.87 [8] (0:10.05)	1:37.82 [10] (0:11.85)	1:25.97 [11] (0:12.27)	1:13.70 [10] (0:12.39)	1:01.31 [10] (0:12.10)	0:49.21 [10] (0:12.35)	0:36.86 [10] (0:12.23)	0:36.86	-1
9	6	BOVIDAE Georgina Cartwright	13	63.5 1600m	0:09.48 Overall	1:48.12 [9] (0:09.48)	1:38.64 [6] (0:11.59)	1:27.05 [5] (0:12.05)	1:15.00 [3] (0:12.06)	1:02.94 [2] (0:12.27)	0:50.67 [2] (0:12.59)	0:38.08 [2] (0:12.31)	0:38.08	+5
10	11	WIND RUSH FARM Micheal Hellyer	9	63.1 1600m	0:10.07 Overall	1:49.59 [10] (0:10.07)	1:39.52 [11] (0:11.80)	1:27.72 [10] (0:12.35)	1:15.37 [11] (0:12.47)	1:02.90 [11] (0:12.15)	0:50.75 [11] (0:12.25)	0:38.50 [11] (0:12.24)	0:38.50	+6

Scratched: Avoid The Misstres (#19), Yalla (#5), Sheer Reward (#16), Deshorente (#17), One Reason (#4), Dark Tangent (#7), Merlomann (#8), Son Of Satono (#18)

[ ] Ranking at each section and finish  
-:--:- No data available at this section  
NA No data available

SCN Saddle cloth number  
DNF Did not finish  
DNT Did not track



# Ipswich QLD Professional

## Race 7: GREAT NORTHERN Class 1 Handicap - 1710m

09 August 2024 - 15:09



Track Rating: Soft 5, Weather: Fine, Rail Position: +10m Entire

Section	Overall	1600m	1400m	1200m	1000m	800m	600m	Last 600m						
Field Times	1:47.38 (0:09.17)	1:38.21 (0:11.48)	1:26.73 (0:12.19)	1:14.54 (0:12.33)	1:02.21 (0:12.27)	0:49.94 (0:12.59)	0:37.35 (0:12.22)	0:37.35						
Rank	TAB	Horse/Jockey	Barrier	Top Speed [km/h]	Fastest Section				Distance Travelled [m]					
11	2	DUNZOOMING	16	63.7	0:09.22	1:50.07 [11]	1:40.85 [2]	1:29.22 [2]	1:17.03 [2]	1:04.62 [4]	0:52.30 [4]	0:39.79 [3]	0:39.79	+5
		Danny Peisley		1600m	Overall	(0:09.22)	(0:11.63)	(0:12.19)	(0:12.41)	(0:12.32)	(0:12.51)	(0:12.54)		

Scratched: Avoid The Misstres (#19), Yalla (#5), Sheer Reward (#16), Deshorente (#17), One Reason (#4), Dark Tangent (#7), Merlomann (#8), Son Of Satono (#18)

[ ] Ranking at each section and finish  
 -:-:-:- No data available at this section  
 NA No data available

SCN Saddle cloth number  
 DNF Did not finish  
 DNT Did not track

# Ipswich QLD Professional

## Race 7: GREAT NORTHERN Class 1 Handicap - 1710m

09 August 2024 - 15:09

Track Rating: Soft 5, Weather: Fine, Rail Position: +10m Entire

Section				400m	200m			Last 600m		
Field Times				0:25.13 (0:12.41)	0:12.72 (0:12.72)			0:37.35		
Rank	TAB	Horse/Jockey	Barrier	Top Speed [km/h]	Fastest Section	Margin			Distance Travelled [m]	
1	12	WINTER'S PROMISE Andrew Mallyon	1	63.6 1600m	0:09.44 Overall	0:24.70 [5] (0:12.27)	0:12.43 [4] (0:12.43)	1:47.38	0:36.90	
2	10	CRIMSON WARNING Les Tilley	10	63.2 1600m	0:09.17 Overall	0:25.01 [4] (0:12.16)	0:12.85 [1] (0:12.85)	0.76L	0:37.22	-1
3	9	DUMA Dylan Bennett	2	61.7 1600m	0:09.48 Overall	0:24.83 [6] (0:12.32)	0:12.51 [6] (0:12.51)	1.07L	0:36.94	+5
4	1	EXPLICABLE Kyle Wilson-Taylor	4	63.0 1600m	0:09.36 Overall	0:25.28 [3] (0:12.40)	0:12.88 [3] (0:12.88)	2.08L	0:37.45	+4
5	3	MAJESTIC TEAKO Rikki Jamieson	12	65.2 1600m	0:09.25 Overall	0:25.50 [1] (0:12.49)	0:13.01 [2] (0:13.01)	2.16L	0:37.72	-2
6	14	WHYTEEPEE Luke Tarrant	3	62.9 1600m	0:09.73 Overall	0:24.87 [8] (0:12.36)	0:12.51 [8] (0:12.51)	2.44L	0:37.17	+3
7	13	MIGHTY JUDD Justin Stanley	17	60.8 1600m	0:09.63 Overall	0:24.86 [9] (0:12.03)	0:12.83 [5] (0:12.83)	2.51L	0:36.99	+2
8	15	READY TO THUNDER Landan Sykes	7	61.8 1600m	0:10.05 Overall	0:24.63 [10] (0:12.06)	0:12.57 [9] (0:12.57)	2.91L	0:36.86	-1
9	6	BOVIDAE Georgina Cartwright	13	63.5 1600m	0:09.48 Overall	0:25.77 [2] (0:12.73)	0:13.04 [7] (0:13.04)	4.38L	0:38.08	+5
10	11	WIND RUSH FARM Micheal Hellyer	9	63.1 1600m	0:10.07 Overall	0:26.26 [11] (0:12.84)	0:13.42 [10] (0:13.42)	13.01L	0:38.50	+6

Scratched: Avoid The Misstres (#19), Yalla (#5), Sheer Reward (#16), Deshorente (#17), One Reason (#4), Dark Tangent (#7), Merlomann (#8), Son Of Satono (#18)



Ipswich QLD Professional  
 Race 7: GREAT NORTHERN Class 1 Handicap - 1710m  
 09 August 2024 - 15:09



Track Rating: Soft 5, Weather: Fine, Rail Position: +10m Entire

Section	400m		200m		Last 600m					
Field Times	0:25.13 (0:12.41)	0:12.72 (0:12.72)			0:37.35					
Rank	TAB	Horse/Jockey	Barrier	Top Speed [km/h]	Fastest Section	Margin	Distance Travelled [m]			
11	2	DUNZOOMING	16	63.7	0:09.22	0:27.25 [7]	0:13.88 [11]	15.85L	0:39.79	+5
		Danny Peisley		1600m	Overall	(0:13.37)	(0:13.88)			

Scratched: Avoid The Misstres (#19), Yalla (#5), Sheer Reward (#16), Deshorente (#17), One Reason (#4), Dark Tangent (#7), Merlomann (#8), Son Of Satono (#18)

[ ] Ranking at each section and finish  
 -:-:- No data available at this section  
 NA No data available

SCN Saddle cloth number  
 DNF Did not finish  
 DNT Did not track





Horse/Jockey Name	Winter's Promise
Final Rank	1
Fastest Section Time (Section)	0:09.44 (Overall)
Top Speed [km/h] (Section)	63.6 (1600m)
Race State	Finished



### Ipswich QLD Professional

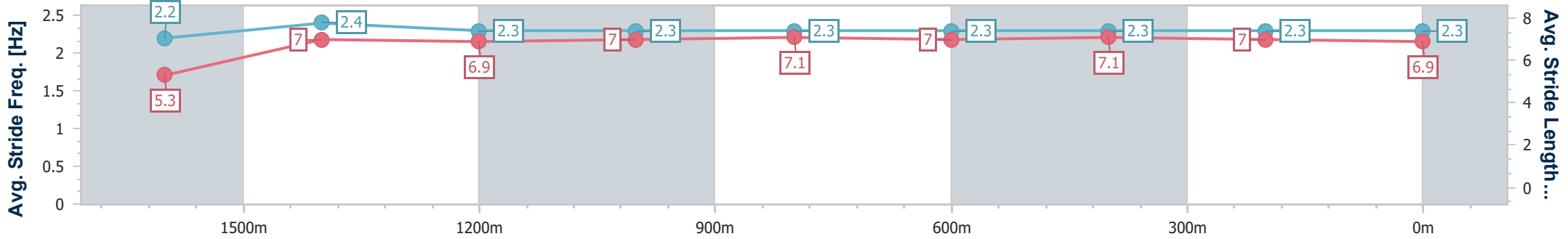
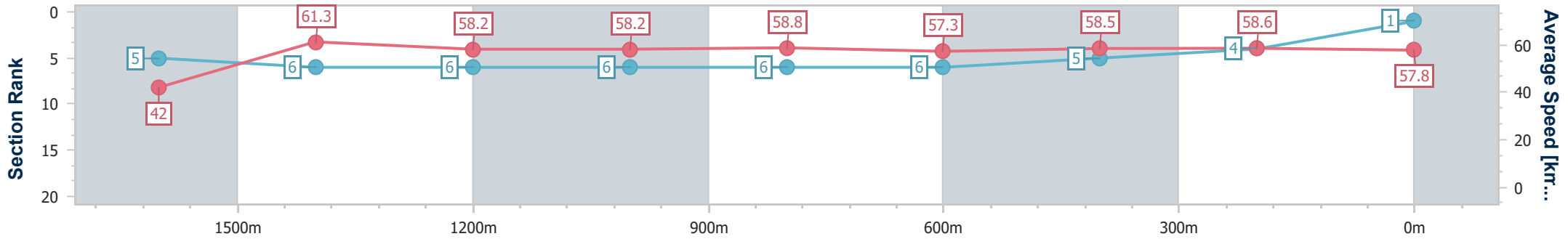
Race 7: GREAT NORTHERN Class 1 Handicap - 1710m

09 August 2024 - 15:09

Track Rating: Soft 5, Weather: Fine, Rail Position: +10m Entire



Section	Overall	1600m	1400m	1200m	1000m	800m	600m	400m	200m
Section Times	1:47.38 [1] (0:09.44)	1:37.94 [5] (0:11.71)	1:26.23 [6] (0:12.27)	1:13.96 [6] (0:12.33)	1:01.63 [6] (0:12.23)	0:49.40 [6] (0:12.50)	0:36.90 [6] (0:12.20)	0:24.70 [5] (0:12.27)	0:12.43 [4] (0:12.43)
Average Speed [km/h]	42.0	61.3	58.2	58.2	58.8	57.3	58.5	58.6	57.8
Top Speed [km/h]	61.4	63.6	59.7	58.7	59.3	57.9	59.3	59.6	59.5
Avg. Dist. to Rail [m]	1.1	2.4	1.9	1.0	1.1	1.5	1.7	1.2	2.2
Avg. Stride Freq. [Hz]	2.2	2.4	2.3	2.3	2.3	2.3	2.3	2.3	2.3
Avg. Stride Length [m]	5.3	7.0	6.9	7.0	7.1	7.0	7.1	7.0	6.9



- [ ] Ranking at each section and finish
- .-.- No data available at this section
- NA No data available



Horse/Jockey Name	Crimson Warning
Final Rank	2
Fastest Section Time (Section)	0:09.17 (Overall)
Top Speed [km/h] (Section)	63.2 (1600m)
Race State	Finished



### Ipswich QLD Professional

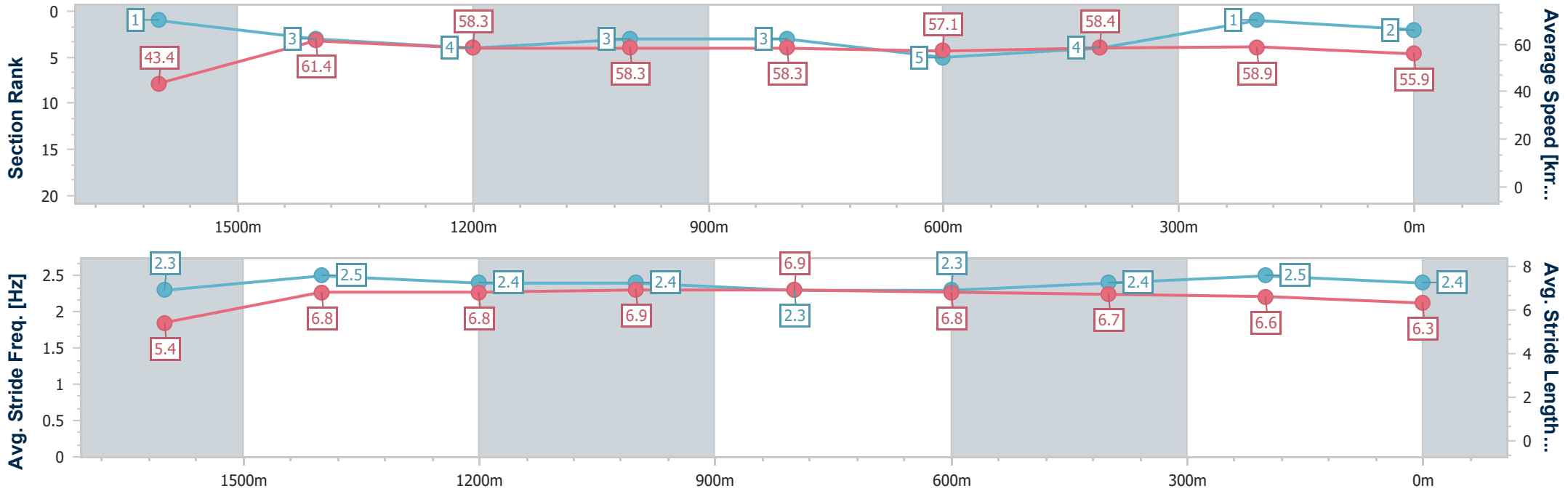
Race 7: GREAT NORTHERN Class 1 Handicap - 1710m

09 August 2024 - 15:09



Track Rating: Soft 5, Weather: Fine, Rail Position: +10m Entire

Section	Overall	1600m	1400m	1200m	1000m	800m	600m	400m	200m
Section Times	1:47.51 [2] (0:09.17)	1:38.34 [1] (0:11.71)	1:26.63 [3] (0:12.24)	1:14.39 [4] (0:12.30)	1:02.09 [3] (0:12.32)	0:49.77 [3] (0:12.55)	0:37.22 [5] (0:12.21)	0:25.01 [4] (0:12.16)	0:12.85 [1] (0:12.85)
Average Speed [km/h]	43.4	61.4	58.3	58.3	58.3	57.1	58.4	58.9	55.9
Top Speed [km/h]	62.5	63.2	59.3	59.3	59.4	58.2	59.5	60.5	57.9
Avg. Dist. to Rail [m]	4.4	1.5	2.1	1.1	0.8	1.3	2.1	2.0	1.3
Avg. Stride Freq. [Hz]	2.3	2.5	2.4	2.4	2.3	2.3	2.4	2.5	2.4
Avg. Stride Length [m]	5.4	6.8	6.8	6.9	6.9	6.8	6.7	6.6	6.3



- [ ] Ranking at each section and finish
- .-.- No data available at this section
- NA No data available



Horse/Jockey Name	Duma
Final Rank	3
Fastest Section Time (Section)	0:09.48 (Overall)
Top Speed [km/h] (Section)	61.7 (1600m)
Race State	Finished



### Ipswich QLD Professional

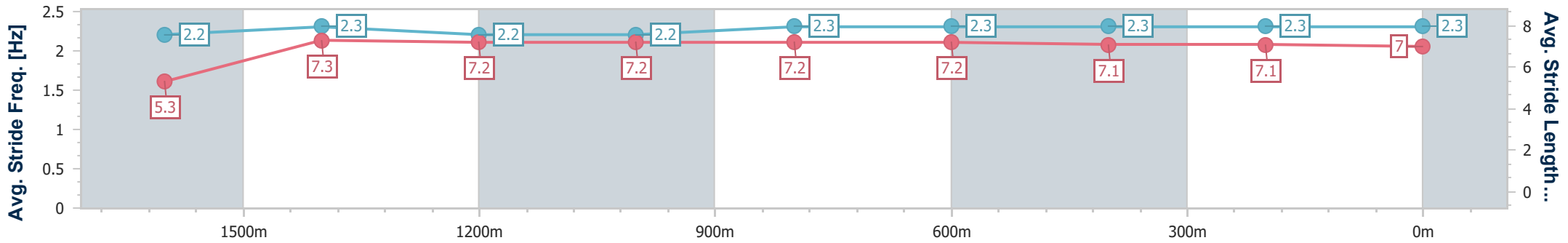
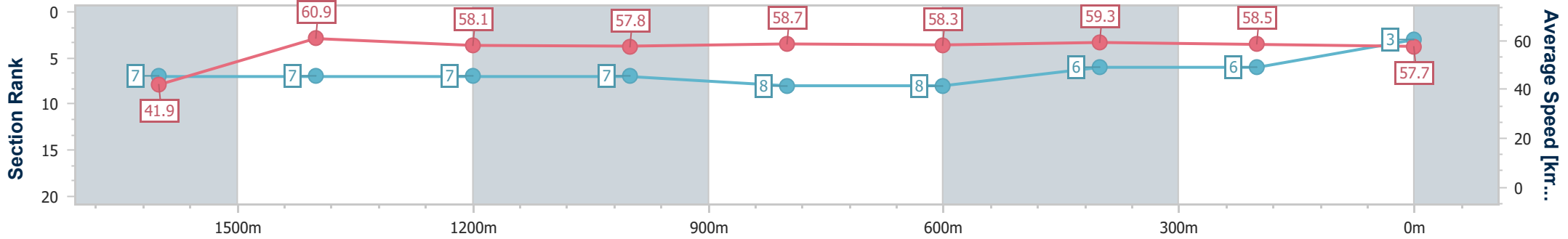
Race 7: GREAT NORTHERN Class 1 Handicap - 1710m

09 August 2024 - 15:09

Track Rating: Soft 5, Weather: Fine, Rail Position: +10m Entire



Section	Overall	1600m	1400m	1200m	1000m	800m	600m	400m	200m
Section Times	1:47.56 [3] (0:09.48)	1:38.08 [7] (0:11.80)	1:26.28 [7] (0:12.29)	1:13.99 [7] (0:12.38)	1:01.61 [7] (0:12.31)	0:49.30 [8] (0:12.36)	0:36.94 [8] (0:12.11)	0:24.83 [6] (0:12.32)	0:12.51 [6] (0:12.51)
Average Speed [km/h]	41.9	60.9	58.1	57.8	58.7	58.3	59.3	58.5	57.7
Top Speed [km/h]	59.3	61.7	59.9	58.4	59.4	60.5	60.5	59.2	58.4
Avg. Dist. to Rail [m]	0.9	2.4	2.4	0.9	0.2	0.3	0.4	1.3	2.7
Avg. Stride Freq. [Hz]	2.2	2.3	2.2	2.2	2.3	2.3	2.3	2.3	2.3
Avg. Stride Length [m]	5.3	7.3	7.2	7.2	7.2	7.2	7.1	7.1	7.0



- [ ] Ranking at each section and finish
- .-.- No data available at this section
- NA No data available



Horse/Jockey Name	Explicable
Final Rank	4
Fastest Section Time (Section)	0:09.36 (Overall)
Top Speed [km/h] (Section)	63.0 (1600m)
Race State	Finished



### Ipswich QLD Professional

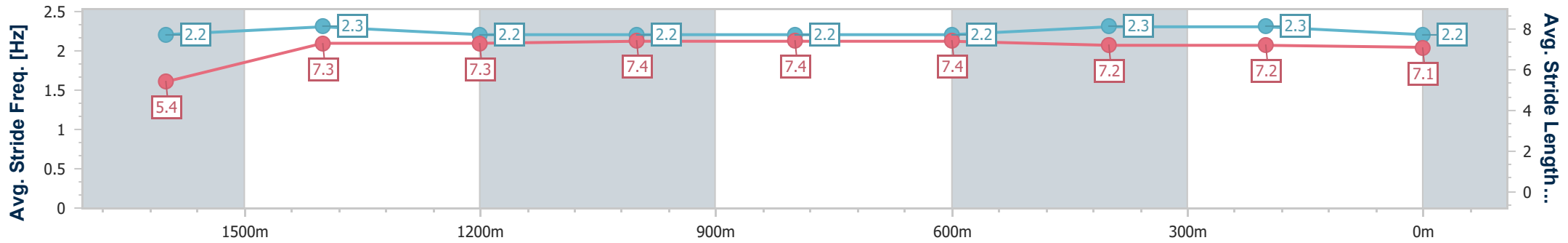
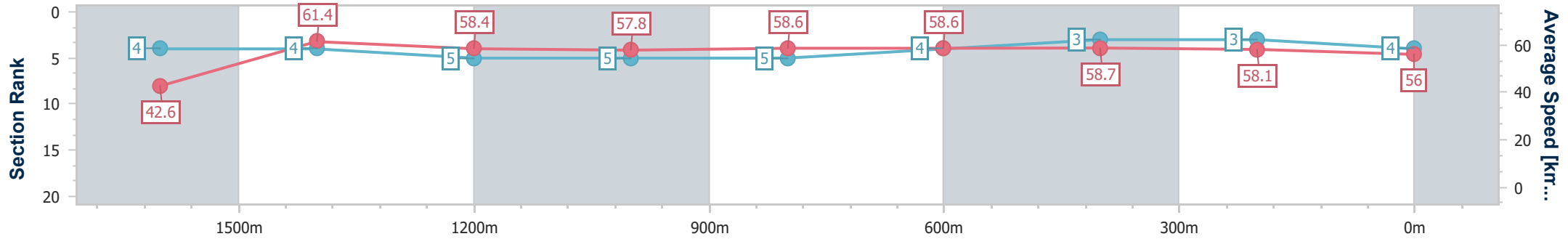
Race 7: GREAT NORTHERN Class 1 Handicap - 1710m

09 August 2024 - 15:09



Track Rating: Soft 5, Weather: Fine, Rail Position: +10m Entire

Section	Overall	1600m	1400m	1200m	1000m	800m	600m	400m	200m
Section Times	1:47.73 [4] (0:09.36)	1:38.37 [4] (0:11.69)	1:26.68 [4] (0:12.24)	1:14.44 [5] (0:12.38)	1:02.06 [5] (0:12.29)	0:49.77 [5] (0:12.32)	0:37.45 [4] (0:12.17)	0:25.28 [3] (0:12.40)	0:12.88 [3] (0:12.88)
Average Speed [km/h]	42.6	61.4	58.4	57.8	58.6	58.6	58.7	58.1	56.0
Top Speed [km/h]	62.3	63.0	59.5	58.8	59.3	60.6	60.2	59.7	57.5
Avg. Dist. to Rail [m]	1.4	1.5	1.6	0.8	0.5	0.3	0.8	0.4	0.4
Avg. Stride Freq. [Hz]	2.2	2.3	2.2	2.2	2.2	2.2	2.3	2.3	2.2
Avg. Stride Length [m]	5.4	7.3	7.3	7.4	7.4	7.4	7.2	7.2	7.1



- [ ] Ranking at each section and finish
- .-.- No data available at this section
- NA No data available



Horse/Jockey Name	Majestic Teako
Final Rank	5
Fastest Section Time (Section)	0:09.25 (Overall)
Top Speed [km/h] (Section)	65.2 (1600m)
Race State	Finished



### Ipswich QLD Professional

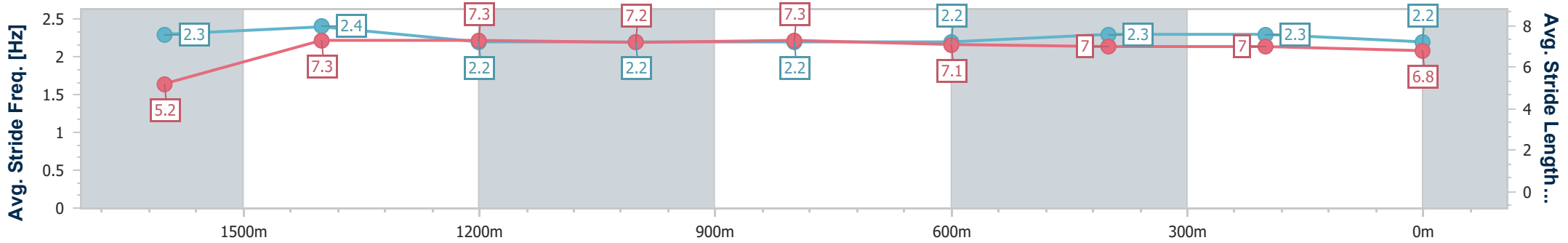
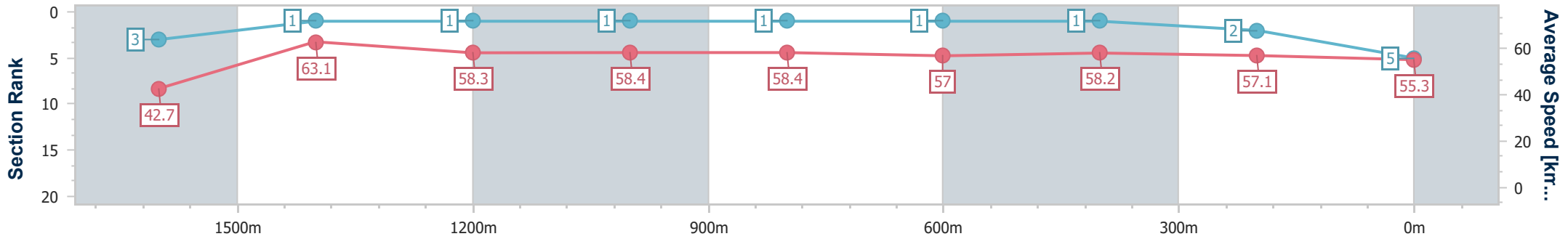
Race 7: GREAT NORTHERN Class 1 Handicap - 1710m

09 August 2024 - 15:09

Track Rating: Soft 5, Weather: Fine, Rail Position: +10m Entire



Section	Overall	1600m	1400m	1200m	1000m	800m	600m	400m	200m
Section Times	1:47.75 [5] (0:09.25)	1:38.50 [3] (0:11.40)	1:27.10 [1] (0:12.19)	1:14.91 [1] (0:12.33)	1:02.58 [1] (0:12.27)	0:50.31 [1] (0:12.59)	0:37.72 [1] (0:12.22)	0:25.50 [1] (0:12.49)	0:13.01 [2] (0:13.01)
Average Speed [km/h]	42.7	63.1	58.3	58.4	58.4	57.0	58.2	57.1	55.3
Top Speed [km/h]	63.3	65.2	59.8	59.3	59.6	57.7	59.0	57.5	57.6
Avg. Dist. to Rail [m]	5.7	1.5	2.9	0.7	0.6	1.3	2.2	2.8	2.1
Avg. Stride Freq. [Hz]	2.3	2.4	2.2	2.2	2.2	2.2	2.3	2.3	2.2
Avg. Stride Length [m]	5.2	7.3	7.3	7.2	7.3	7.1	7.0	7.0	6.8



- [ ] Ranking at each section and finish
- .-.- No data available at this section
- NA No data available



Horse/Jockey Name	Whyteepee
Final Rank	6
Fastest Section Time (Section)	0:09.73 (Overall)
Top Speed [km/h] (Section)	62.9 (1600m)
Race State	Finished



### Ipswich QLD Professional

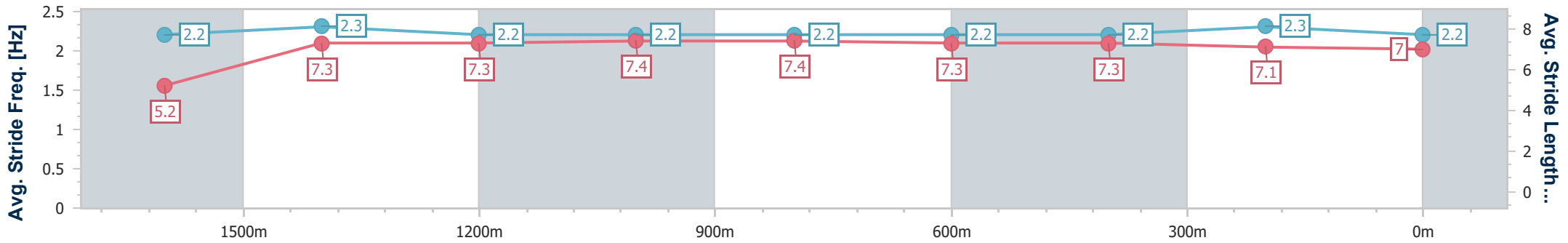
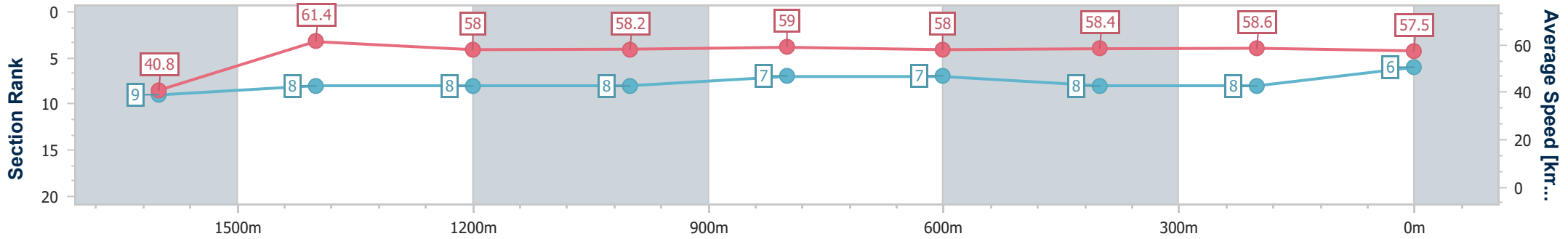
Race 7: GREAT NORTHERN Class 1 Handicap - 1710m

09 August 2024 - 15:09

Track Rating: Soft 5, Weather: Fine, Rail Position: +10m Entire



Section	Overall	1600m	1400m	1200m	1000m	800m	600m	400m	200m
Section Times	1:47.79 [6] (0:09.73)	1:38.06 [9] (0:11.71)	1:26.35 [8] (0:12.32)	1:14.03 [8] (0:12.36)	1:01.67 [8] (0:12.13)	0:49.54 [7] (0:12.37)	0:37.17 [7] (0:12.30)	0:24.87 [8] (0:12.36)	0:12.51 [8] (0:12.51)
Average Speed [km/h]	40.8	61.4	58.0	58.2	59.0	58.0	58.4	58.6	57.5
Top Speed [km/h]	60.7	62.9	59.7	59.1	59.6	59.0	59.6	59.5	58.9
Avg. Dist. to Rail [m]	1.2	2.0	1.9	1.0	1.3	1.5	0.4	2.5	6.4
Avg. Stride Freq. [Hz]	2.2	2.3	2.2	2.2	2.2	2.2	2.2	2.3	2.2
Avg. Stride Length [m]	5.2	7.3	7.3	7.4	7.4	7.3	7.3	7.1	7.0



- [ ] Ranking at each section and finish
- .-.- No data available at this section
- NA No data available



Horse/Jockey Name	Mighty Judd
Final Rank	7
Fastest Section Time (Section)	0:09.63 (Overall)
Top Speed [km/h] (Section)	60.8 (1600m)
Race State	Finished



### Ipswich QLD Professional

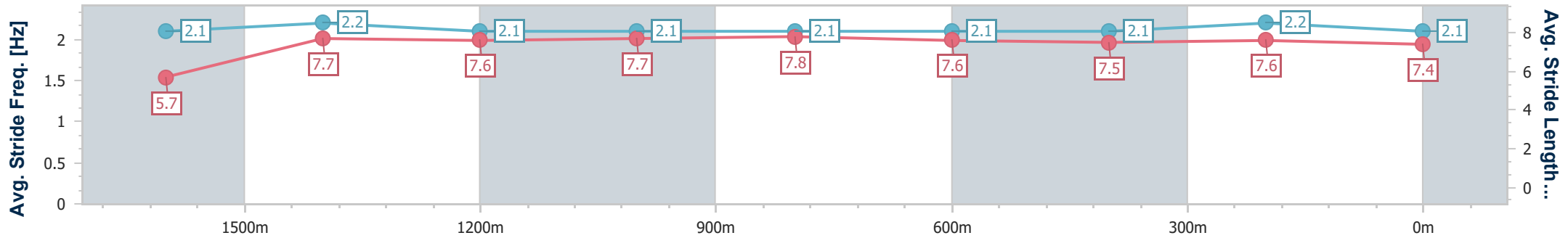
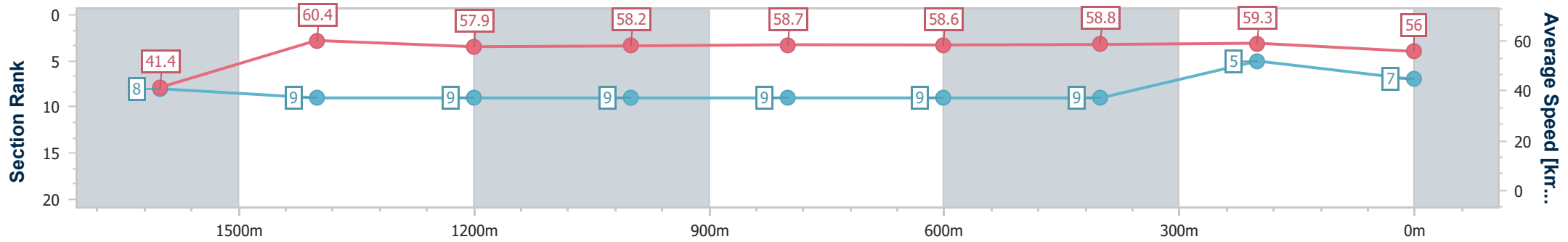
Race 7: GREAT NORTHERN Class 1 Handicap - 1710m

09 August 2024 - 15:09

Track Rating: Soft 5, Weather: Fine, Rail Position: +10m Entire



Section	Overall	1600m	1400m	1200m	1000m	800m	600m	400m	200m
Section Times	1:47.80 [7] (0:09.63)	1:38.17 [8] (0:11.93)	1:26.24 [9] (0:12.36)	1:13.88 [9] (0:12.36)	1:01.52 [9] (0:12.26)	0:49.26 [9] (0:12.27)	0:36.99 [9] (0:12.13)	0:24.86 [9] (0:12.03)	0:12.83 [5] (0:12.83)
Average Speed [km/h]	41.4	60.4	57.9	58.2	58.7	58.6	58.8	59.3	56.0
Top Speed [km/h]	60.7	60.8	60.4	59.0	59.4	59.3	60.4	60.4	58.9
Avg. Dist. to Rail [m]	7.2	0.9	0.9	0.3	0.4	0.9	1.7	2.6	1.3
Avg. Stride Freq. [Hz]	2.1	2.2	2.1	2.1	2.1	2.1	2.1	2.2	2.1
Avg. Stride Length [m]	5.7	7.7	7.6	7.7	7.8	7.6	7.5	7.6	7.4



- [ ] Ranking at each section and finish
- .-.- No data available at this section
- NA No data available



Horse/Jockey Name	Ready To Thunder
Final Rank	8
Fastest Section Time (Section)	0:10.05 (Overall)
Top Speed [km/h] (Section)	61.8 (1600m)
Race State	Finished



### Ipswich QLD Professional

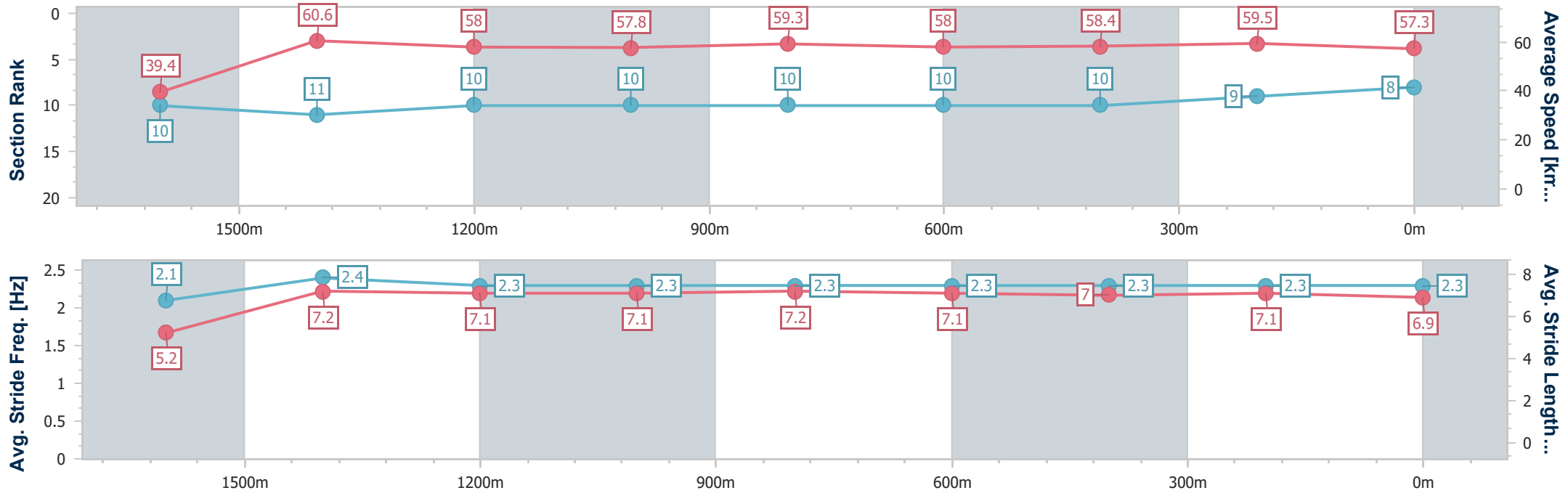
Race 7: GREAT NORTHERN Class 1 Handicap - 1710m

09 August 2024 - 15:09

Track Rating: Soft 5, Weather: Fine, Rail Position: +10m Entire



Section	Overall	1600m	1400m	1200m	1000m	800m	600m	400m	200m
Section Times	1:47.87 [8] (0:10.05)	1:37.82 [10] (0:11.85)	1:25.97 [11] (0:12.27)	1:13.70 [10] (0:12.39)	1:01.31 [10] (0:12.10)	0:49.21 [10] (0:12.35)	0:36.86 [10] (0:12.23)	0:24.63 [10] (0:12.06)	0:12.57 [9] (0:12.57)
Average Speed [km/h]	39.4	60.6	58.0	57.8	59.3	58.0	58.4	59.5	57.3
Top Speed [km/h]	58.6	61.8	60.7	59.0	61.3	60.1	60.0	60.7	59.4
Avg. Dist. to Rail [m]	2.4	1.9	2.4	1.7	1.5	1.4	1.6	1.3	1.6
Avg. Stride Freq. [Hz]	2.1	2.4	2.3	2.3	2.3	2.3	2.3	2.3	2.3
Avg. Stride Length [m]	5.2	7.2	7.1	7.1	7.2	7.1	7.0	7.1	6.9



- [ ] Ranking at each section and finish
- .-.- No data available at this section
- NA No data available





Horse/Jockey Name	Bovidae
Final Rank	9
Fastest Section Time (Section)	0:09.48 (Overall)
Top Speed [km/h] (Section)	63.5 (1600m)
Race State	Finished



### Ipswich QLD Professional

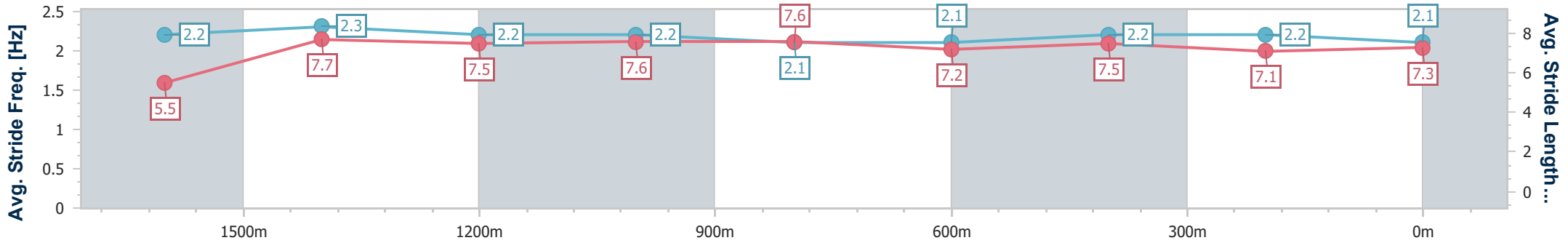
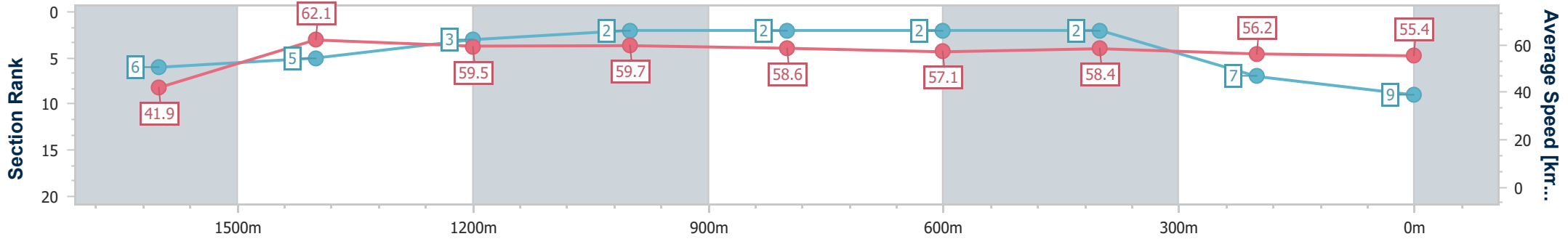
Race 7: GREAT NORTHERN Class 1 Handicap - 1710m

09 August 2024 - 15:09

Track Rating: Soft 5, Weather: Fine, Rail Position: +10m Entire



Section	Overall	1600m	1400m	1200m	1000m	800m	600m	400m	200m
Section Times	1:48.12 [9] (0:09.48)	1:38.64 [6] (0:11.59)	1:27.05 [5] (0:12.05)	1:15.00 [3] (0:12.06)	1:02.94 [2] (0:12.27)	0:50.67 [2] (0:12.59)	0:38.08 [2] (0:12.31)	0:25.77 [2] (0:12.73)	0:13.04 [7] (0:13.04)
Average Speed [km/h]	41.9	62.1	59.5	59.7	58.6	57.1	58.4	56.2	55.4
Top Speed [km/h]	61.7	63.5	60.3	60.4	59.6	57.9	58.8	57.2	56.9
Avg. Dist. to Rail [m]	6.1	0.8	0.9	0.4	0.3	0.6	1.1	0.7	0.3
Avg. Stride Freq. [Hz]	2.2	2.3	2.2	2.2	2.1	2.1	2.2	2.2	2.1
Avg. Stride Length [m]	5.5	7.7	7.5	7.6	7.6	7.2	7.5	7.1	7.3



- [ ] Ranking at each section and finish
- .-.- No data available at this section
- NA No data available



Horse/Jockey Name	Wind Rush Farm
Final Rank	10
Fastest Section Time (Section)	0:10.07 (Overall)
Top Speed [km/h] (Section)	63.1 (1600m)
Race State	Finished



### Ipswich QLD Professional

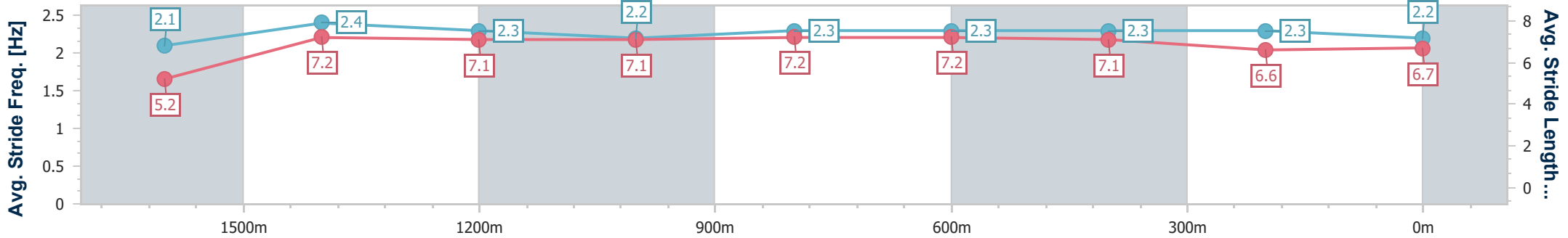
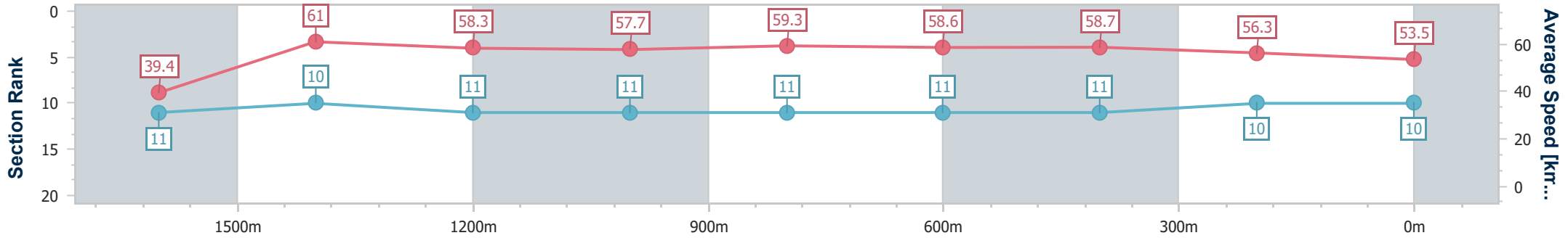
Race 7: GREAT NORTHERN Class 1 Handicap - 1710m

09 August 2024 - 15:09

Track Rating: Soft 5, Weather: Fine, Rail Position: +10m Entire



Section	Overall	1600m	1400m	1200m	1000m	800m	600m	400m	200m
Section Times	1:49.59 [10] (0:10.07)	1:39.52 [11] (0:11.80)	1:27.72 [10] (0:12.35)	1:15.37 [11] (0:12.47)	1:02.90 [11] (0:12.15)	0:50.75 [11] (0:12.25)	0:38.50 [11] (0:12.24)	0:26.26 [11] (0:12.84)	0:13.42 [10] (0:13.42)
Average Speed [km/h]	39.4	61.0	58.3	57.7	59.3	58.6	58.7	56.3	53.5
Top Speed [km/h]	59.2	63.1	61.6	59.4	60.8	60.2	59.6	59.5	57.3
Avg. Dist. to Rail [m]	3.7	0.8	0.2	0.2	0.2	0.6	0.4	1.5	2.4
Avg. Stride Freq. [Hz]	2.1	2.4	2.3	2.2	2.3	2.3	2.3	2.3	2.2
Avg. Stride Length [m]	5.2	7.2	7.1	7.1	7.2	7.2	7.1	6.6	6.7



- [ ] Ranking at each section and finish
- .-.- No data available at this section
- NA No data available



Horse/Jockey Name	Dunzooming
Final Rank	11
Fastest Section Time (Section)	0:09.22 (Overall)
Top Speed [km/h] (Section)	63.7 (1600m)
Race State	Finished



### Ipswich QLD Professional

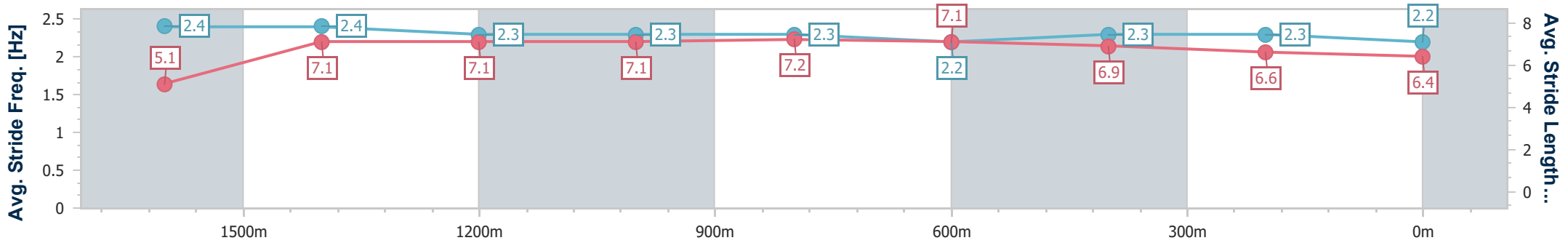
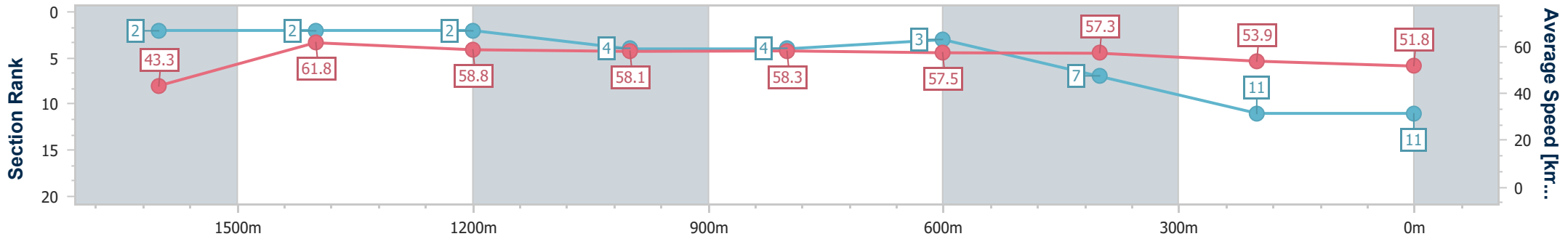
Race 7: GREAT NORTHERN Class 1 Handicap - 1710m

09 August 2024 - 15:09

Track Rating: Soft 5, Weather: Fine, Rail Position: +10m Entire



Section	Overall	1600m	1400m	1200m	1000m	800m	600m	400m	200m
Section Times	1:50.07 [11] (0:09.22)	1:40.85 [2] (0:11.63)	1:29.22 [2] (0:12.19)	1:17.03 [2] (0:12.41)	1:04.62 [4] (0:12.32)	0:52.30 [4] (0:12.51)	0:39.79 [3] (0:12.54)	0:27.25 [7] (0:13.37)	0:13.88 [11] (0:13.88)
Average Speed [km/h]	43.3	61.8	58.8	58.1	58.3	57.5	57.3	53.9	51.8
Top Speed [km/h]	63.6	63.7	60.5	58.8	59.4	59.2	58.3	56.3	53.2
Avg. Dist. to Rail [m]	7.9	1.4	1.4	0.4	0.3	0.1	0.8	0.6	1.7
Avg. Stride Freq. [Hz]	2.4	2.4	2.3	2.3	2.3	2.2	2.3	2.3	2.2
Avg. Stride Length [m]	5.1	7.1	7.1	7.1	7.2	7.1	6.9	6.6	6.4



- [ ] Ranking at each section and finish
- .-.- No data available at this section
- NA No data available



**Ipswich QLD Professional**  
**Race 8: SCHWEPPE'S Fillies and Mares RATINGS BAND 0 - 58 Handicap**  
**- 1350m**  
**09 August 2024 - 15:45**



Track Rating: Soft 5, Weather: Fine, Rail Position: +10m Entire

Section											Last 600m		
Field Times											0:35.99		
	Overall	1200m	1000m	800m	600m	400m							
	1:23.25 (0:11.51)	1:11.74 (0:11.63)	1:00.11 (0:11.82)	0:48.29 (0:12.30)	0:35.99 (0:12.02)	0:23.97 (0:11.86)							
Rank	TAB	Horse/Jockey	Barrier	Top Speed [km/h]	Fastest Section							Distance Travelled [m]	
1	7	<b>STAR SEEKER</b> Rikki Jamieson	8	63.9 1200m	0:11.43 1200m	1:23.25 [1] (0:11.84)	1:11.41 [4] (0:11.43)	0:59.98 [2] (0:11.73)	0:48.25 [2] (0:12.34)	0:35.91 [2] (0:11.98)	0:23.93 [2] (0:11.82)	0:35.91	
2	8	<b>ARISTELLA</b> Micheal Hellyer	5	64.2 1200m	0:11.51 Overall	1:23.27 [2] (0:11.51)	1:11.76 [1] (0:11.63)	1:00.13 [1] (0:11.82)	0:48.31 [1] (0:12.30)	0:36.01 [1] (0:12.02)	0:23.99 [1] (0:11.89)	0:36.01	-4
3	4	<b>DECEMBER DIAMOND</b> Ryan Maloney	4	63.5 1200m	0:11.67 1200m	1:23.29 [3] (0:11.73)	1:11.56 [3] (0:11.67)	0:59.89 [4] (0:11.90)	0:47.99 [3] (0:12.27)	0:35.72 [3] (0:11.96)	0:23.76 [3] (0:11.77)	0:35.72	-3
4	3	<b>STORM DREAMER</b> Samantha Collett	2	64.5 1200m	0:11.62 400m	1:23.53 [4] (0:11.96)	1:11.57 [6] (0:11.65)	0:59.92 [6] (0:11.94)	0:47.98 [6] (0:12.28)	0:35.70 [6] (0:11.99)	0:23.71 [7] (0:11.62)	0:35.70	-2
5	1	<b>ISLA'S DAY</b> Karl Zechner	9	63.0 1200m	0:11.68 1200m	1:23.66 [5] (0:12.13)	1:11.53 [8] (0:11.68)	0:59.85 [9] (0:12.07)	0:47.78 [9] (0:12.19)	0:35.59 [9] (0:12.03)	0:23.56 [9] (0:11.75)	0:35.59	-2
6	9	<b>CLUEDO</b> Boris Thornton	14	63.9 1200m	0:11.57 1200m	1:23.72 [6] (0:12.17)	1:11.55 [9] (0:11.57)	0:59.98 [8] (0:11.97)	0:48.01 [8] (0:12.18)	0:35.83 [8] (0:11.88)	0:23.95 [6] (0:11.85)	0:35.83	+3
6	10	<b>MILAGRO</b> Bailey Wheeler	12	63.3 1200m	0:11.65 1200m	1:23.72 [6] (0:12.05)	1:11.67 [7] (0:11.65)	1:00.02 [7] (0:11.92)	0:48.10 [7] (0:12.21)	0:35.89 [7] (0:11.86)	0:24.03 [5] (0:11.83)	0:35.89	+6
8	2	<b>MARTINI DANCER</b> Paul Hamblin	6	63.4 1200m	0:11.67 1200m	1:23.77 [8] (0:11.72)	1:12.05 [2] (0:11.67)	1:00.38 [3] (0:11.98)	0:48.40 [4] (0:12.37)	0:36.03 [4] (0:12.13)	0:23.90 [8] (0:12.04)	0:36.03	-1
9	6	<b>SATASHI</b> Emily Lang	7	63.4 1200m	0:11.60 1200m	1:23.93 [9] (0:11.87)	1:12.06 [5] (0:11.60)	1:00.46 [5] (0:11.93)	0:48.53 [5] (0:12.37)	0:36.16 [5] (0:11.85)	0:24.31 [4] (0:11.84)	0:36.16	+4
10	5	<b>DIVAZINO</b> Andrew Mallyon	17	62.9 1200m	0:11.63 1200m	1:23.94 [10] (0:12.44)	1:11.50 [10] (0:11.63)	0:59.87 [10] (0:11.99)	0:47.88 [10] (0:12.14)	0:35.74 [10] (0:12.01)	0:23.73 [10] (0:11.92)	0:35.74	+3

Scratched: Bean All Ova (#12), Duchess Bree (#11), Jack's Boom (#16), Song Sung Blue (#13), Booga Ray (#15), You'll Never Guess (#14), Flying Tyrol (#18), Native Beauty (#17)

[ ] Ranking at each section and finish  
 -:-:- No data available at this section  
 NA No data available

SCN Saddle cloth number  
 DNF Did not finish  
 DNT Did not track



**Ipswich QLD Professional**  
**Race 8: SCHWEPPE'S Fillies and Mares RATINGS BAND 0 - 58 Handicap**  
**- 1350m**  
**09 August 2024 - 15:45**



Track Rating: Soft 5, Weather: Fine, Rail Position: +10m Entire

Section				200m				Last 600m	
Field Times				0:12.11				0:35.99	
				(0:12.11)					
Rank	TAB	Horse/Jockey	Barrier	Top Speed [km/h]	Fastest Section	Margin			Distance Travelled [m]
1	7	<b>STAR SEEKER</b>	8	63.9	0:11.43	0:12.11 [1]	1:23.25		0:35.91
		Rikki Jamieson		1200m	1200m	(0:12.11)			
2	8	<b>ARISTELLA</b>	5	64.2	0:11.51	0:12.10 [2]	0.14L		0:36.01 -4
		Micheal Hellyer		1200m	Overall	(0:12.10)			
3	4	<b>DECEMBER DIAMOND</b>	4	63.5	0:11.67	0:11.99 [3]	0.24L		0:35.72 -3
		Ryan Maloney		1200m	1200m	(0:11.99)			
4	3	<b>STORM DREAMER</b>	2	64.5	0:11.62	0:12.09 [4]	1.66L		0:35.70 -2
		Samantha Collett		1200m	400m	(0:12.09)			
5	1	<b>ISLA'S DAY</b>	9	63.0	0:11.68	0:11.81 [8]	2.42L		0:35.59 -2
		Karl Zechner		1200m	1200m	(0:11.81)			
6	9	<b>CLUEDO</b>	14	63.9	0:11.57	0:12.10 [7]	2.78L		0:35.83 +3
		Boris Thornton		1200m	1200m	(0:12.10)			
6	10	<b>MILAGRO</b>	12	63.3	0:11.65	0:12.20 [6]	2.78L		0:35.89 +6
		Bailey Wheeler		1200m	1200m	(0:12.20)			
8	2	<b>MARTINI DANCER</b>	6	63.4	0:11.67	0:11.86 [9]	3.06L		0:36.03 -1
		Paul Hamblin		1200m	1200m	(0:11.86)			
9	6	<b>SATASHI</b>	7	63.4	0:11.60	0:12.47 [5]	4.03L		0:36.16 +4
		Emily Lang		1200m	1200m	(0:12.47)			
10	5	<b>DIVAZINO</b>	17	62.9	0:11.63	0:11.81 [10]	4.06L		0:35.74 +3
		Andrew Mallyon		1200m	1200m	(0:11.81)			

Scratched: Bean All Ova (#12), Duchess Bree (#11), Jack's Boom (#16), Song Sung Blue (#13), Booga Ray (#15), You'll Never Guess (#14), Flying Tyrol (#18), Native Beauty (#17)

[ ] Ranking at each section and finish  
 -:-:- No data available at this section  
 NA No data available

SCN Saddle cloth number  
 DNF Did not finish  
 DNT Did not track



Horse/Jockey Name	Star Seeker
Final Rank	1
Fastest Section Time (Section)	0:11.43 (1200m)
Top Speed [km/h] (Section)	63.9 (1200m)
Race State	Finished



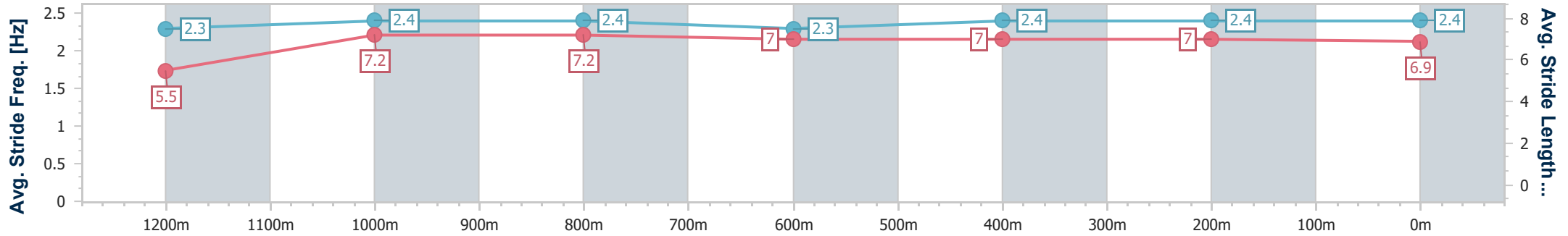
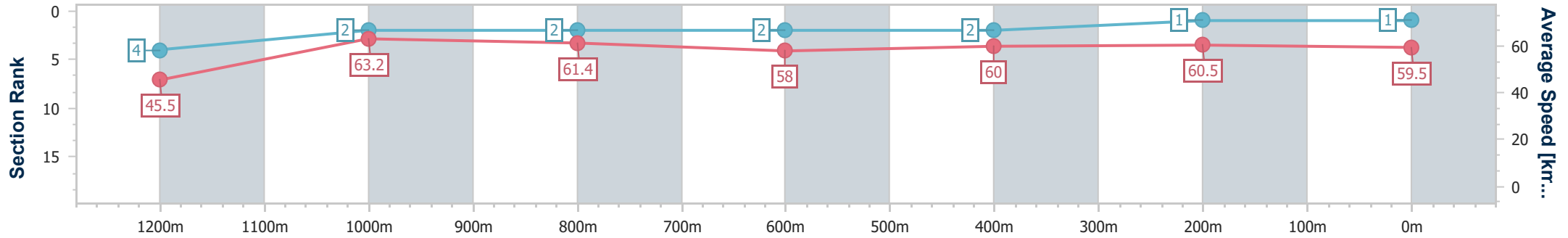
Ipswich QLD Professional  
 Race 8: SCHWEPPES Fillies and Mares RATINGS BAND 0 - 58  
 Handicap - 1350m



09 August 2024 - 15:45

Track Rating: Soft 5, Weather: Fine, Rail Position: +10m Entire

Section	Overall	1200m	1000m	800m	600m	400m	200m
Section Times	1:23.25 [1] (0:11.84)	1:11.41 [4] (0:11.43)	0:59.98 [2] (0:11.73)	0:48.25 [2] (0:12.34)	0:35.91 [2] (0:11.98)	0:23.93 [2] (0:11.82)	0:12.11 [1] (0:12.11)
Average Speed [km/h]	45.5	63.2	61.4	58.0	60.0	60.5	59.5
Top Speed [km/h]	62.0	63.9	63.8	58.7	61.5	61.5	62.1
Avg. Dist. to Rail [m]	2.3	1.5	0.5	0.7	0.8	0.7	0.3
Avg. Stride Freq. [Hz]	2.3	2.4	2.4	2.3	2.4	2.4	2.4
Avg. Stride Length [m]	5.5	7.2	7.2	7.0	7.0	7.0	6.9



- [ ] Ranking at each section and finish
- .-.- No data available at this section
- NA No data available



Horse/Jockey Name	Aristella
Final Rank	2
Fastest Section Time (Section)	0:11.51 (Overall)
Top Speed [km/h] (Section)	64.2 (1200m)
Race State	Finished



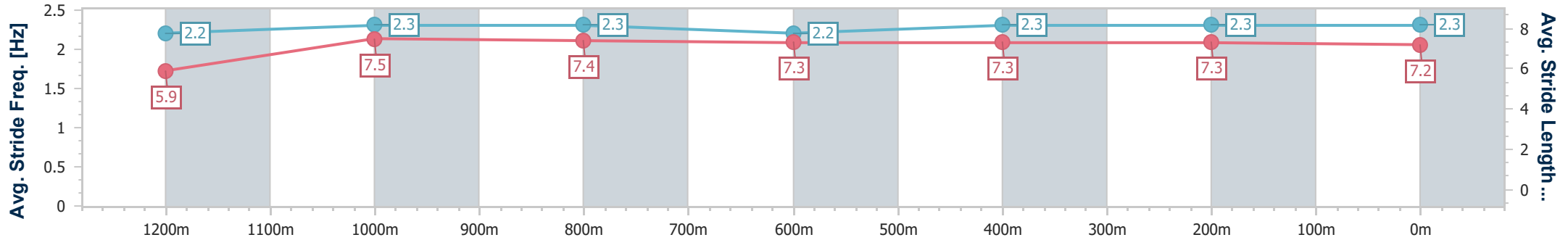
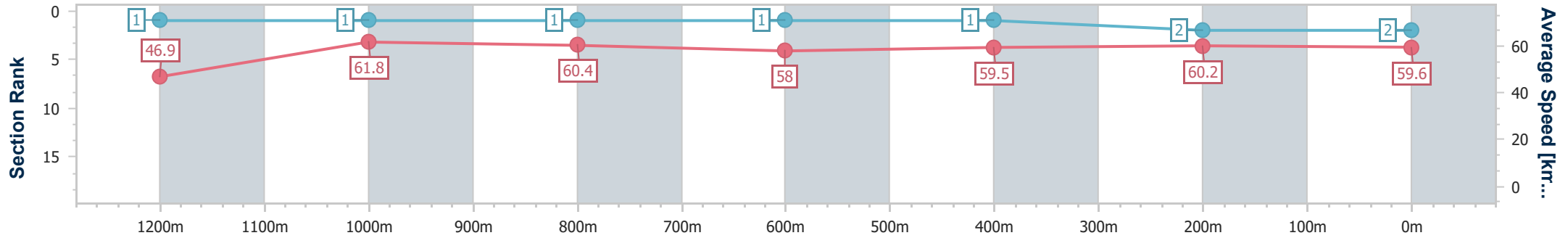
Ipswich QLD Professional  
 Race 8: SCHWEPPES Fillies and Mares RATINGS BAND 0 - 58  
 Handicap - 1350m



09 August 2024 - 15:45

Track Rating: Soft 5, Weather: Fine, Rail Position: +10m Entire

Section	Overall	1200m	1000m	800m	600m	400m	200m
Section Times	1:23.27 [2] (0:11.51)	1:11.76 [1] (0:11.63)	1:00.13 [1] (0:11.82)	0:48.31 [1] (0:12.30)	0:36.01 [1] (0:12.02)	0:23.99 [1] (0:11.89)	0:12.10 [2] (0:12.10)
Average Speed [km/h]	46.9	61.8	60.4	58.0	59.5	60.2	59.6
Top Speed [km/h]	63.8	64.2	62.5	59.1	61.0	60.8	60.7
Avg. Dist. to Rail [m]	1.2	1.5	1.8	2.3	1.8	2.1	2.0
Avg. Stride Freq. [Hz]	2.2	2.3	2.3	2.2	2.3	2.3	2.3
Avg. Stride Length [m]	5.9	7.5	7.4	7.3	7.3	7.3	7.2



- [ ] Ranking at each section and finish
- .-.- No data available at this section
- NA No data available



Horse/Jockey Name	December Diamond
Final Rank	3
Fastest Section Time (Section)	0:11.67 (1200m)
Top Speed [km/h] (Section)	63.5 (1200m)
Race State	Finished



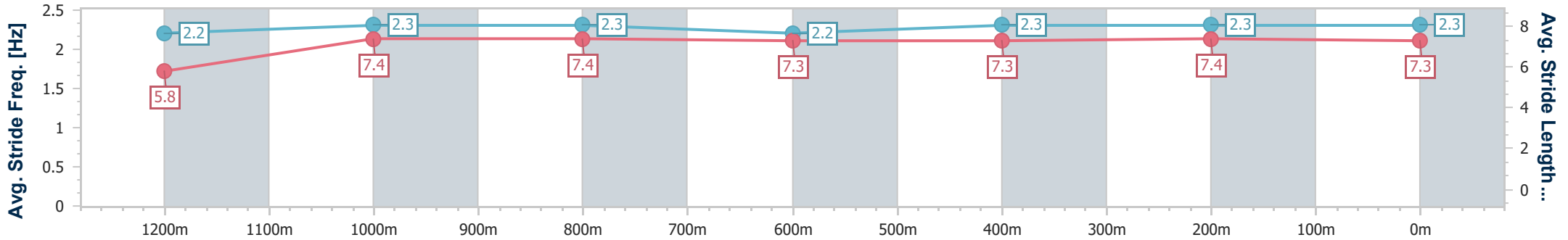
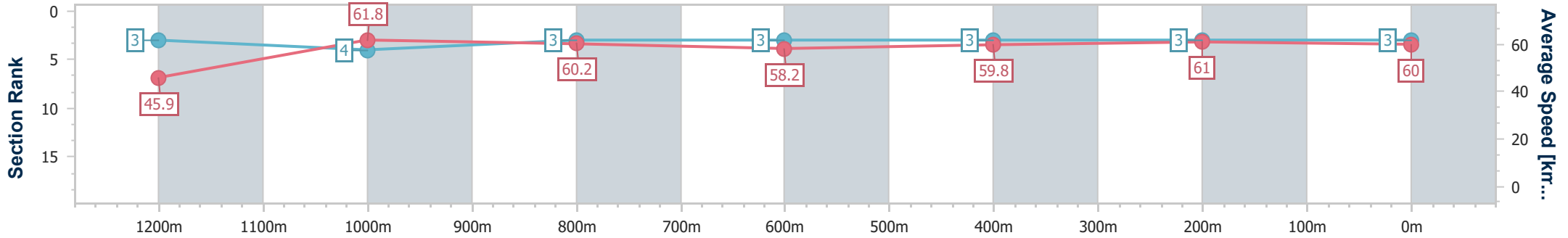
Ipswich QLD Professional  
 Race 8: SCHWEPPES Fillies and Mares RATINGS BAND 0 - 58  
 Handicap - 1350m



09 August 2024 - 15:45

Track Rating: Soft 5, Weather: Fine, Rail Position: +10m Entire

Section	Overall	1200m	1000m	800m	600m	400m	200m
Section Times	1:23.29 [3] (0:11.73)	1:11.56 [3] (0:11.67)	0:59.89 [4] (0:11.90)	0:47.99 [3] (0:12.27)	0:35.72 [3] (0:11.96)	0:23.76 [3] (0:11.77)	0:11.99 [3] (0:11.99)
Average Speed [km/h]	45.9	61.8	60.2	58.2	59.8	61.0	60.0
Top Speed [km/h]	62.2	63.5	61.2	59.1	61.3	61.6	61.4
Avg. Dist. to Rail [m]	1.8	1.0	1.4	1.8	1.8	1.1	1.3
Avg. Stride Freq. [Hz]	2.2	2.3	2.3	2.2	2.3	2.3	2.3
Avg. Stride Length [m]	5.8	7.4	7.4	7.3	7.3	7.4	7.3



- [ ] Ranking at each section and finish
- .-.- No data available at this section
- NA No data available





Horse/Jockey Name	Storm Dreamer
Final Rank	4
Fastest Section Time (Section)	0:11.62 (400m)
Top Speed [km/h] (Section)	64.5 (1200m)
Race State	Finished



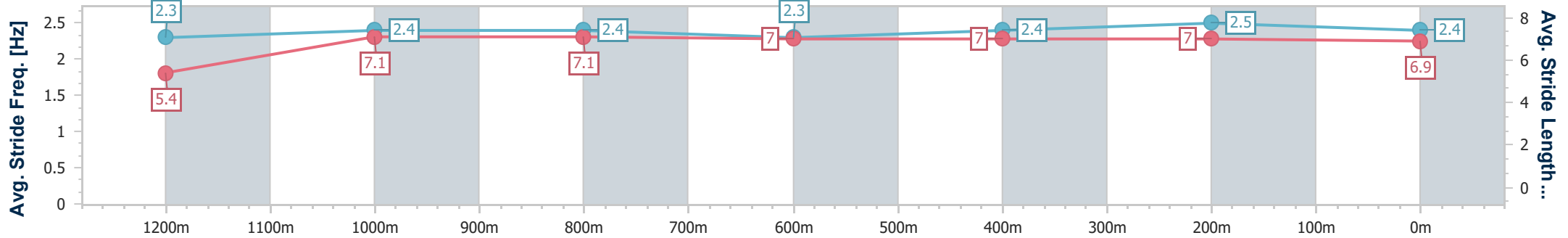
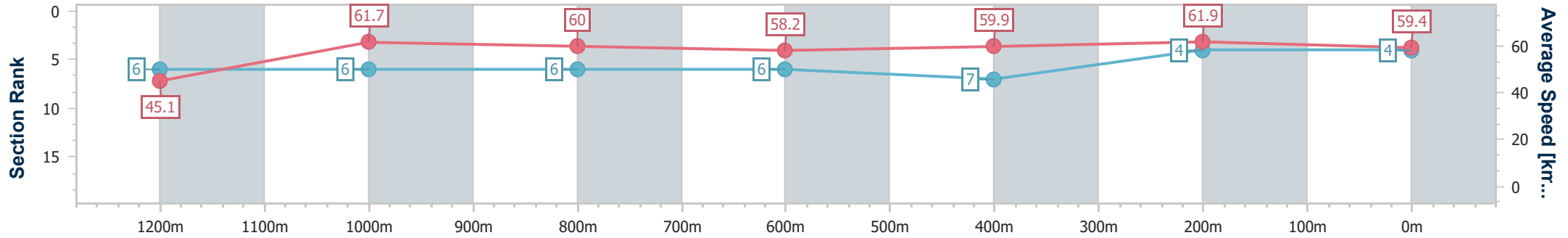
Ipswich QLD Professional  
 Race 8: SCHWEPPES Fillies and Mares RATINGS BAND 0 - 58  
 Handicap - 1350m



09 August 2024 - 15:45

Track Rating: Soft 5, Weather: Fine, Rail Position: +10m Entire

Section	Overall	1200m	1000m	800m	600m	400m	200m
Section Times	1:23.53 [4] (0:11.96)	1:11.57 [6] (0:11.65)	0:59.92 [6] (0:11.94)	0:47.98 [6] (0:12.28)	0:35.70 [6] (0:11.99)	0:23.71 [7] (0:11.62)	0:12.09 [4] (0:12.09)
Average Speed [km/h]	45.1	61.7	60.0	58.2	59.9	61.9	59.4
Top Speed [km/h]	61.1	64.5	62.2	59.7	60.9	63.4	62.2
Avg. Dist. to Rail [m]	2.9	1.9	2.1	1.7	0.4	1.4	1.2
Avg. Stride Freq. [Hz]	2.3	2.4	2.4	2.3	2.4	2.5	2.4
Avg. Stride Length [m]	5.4	7.1	7.1	7.0	7.0	7.0	6.9



- [ ] Ranking at each section and finish
- .-.- No data available at this section
- NA No data available



Horse/Jockey Name	Isla's Day
Final Rank	5
Fastest Section Time (Section)	0:11.68 (1200m)
Top Speed [km/h] (Section)	63.0 (1200m)
Race State	Finished



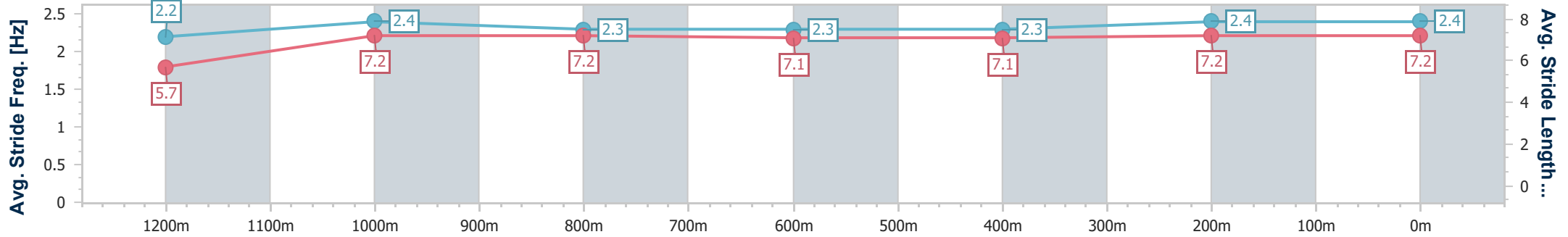
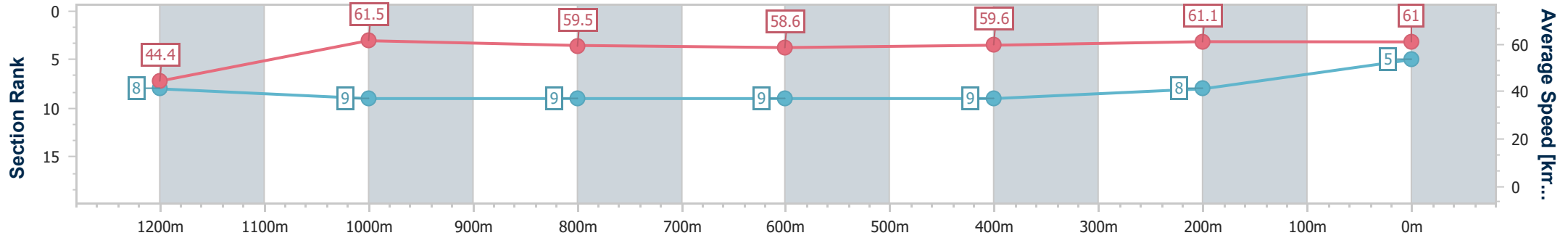
Ipswich QLD Professional  
Race 8: SCHWEPPES Fillies and Mares RATINGS BAND 0 - 58  
Handicap - 1350m



09 August 2024 - 15:45

Track Rating: Soft 5, Weather: Fine, Rail Position: +10m Entire

Section	Overall	1200m	1000m	800m	600m	400m	200m
Section Times	1:23.66 [5] (0:12.13)	1:11.53 [8] (0:11.68)	0:59.85 [9] (0:12.07)	0:47.78 [9] (0:12.19)	0:35.59 [9] (0:12.03)	0:23.56 [9] (0:11.75)	0:11.81 [8] (0:11.81)
Average Speed [km/h]	44.4	61.5	59.5	58.6	59.6	61.1	61.0
Top Speed [km/h]	61.8	63.0	61.2	61.1	61.7	62.5	62.3
Avg. Dist. to Rail [m]	2.3	1.2	1.8	2.0	1.4	1.7	5.5
Avg. Stride Freq. [Hz]	2.2	2.4	2.3	2.3	2.3	2.4	2.4
Avg. Stride Length [m]	5.7	7.2	7.2	7.1	7.1	7.2	7.2



- [ ] Ranking at each section and finish
- .-.- No data available at this section
- NA No data available



Horse/Jockey Name	Cluedo
Final Rank	6
Fastest Section Time (Section)	0:11.57 (1200m)
Top Speed [km/h] (Section)	63.9 (1200m)
Race State	Finished



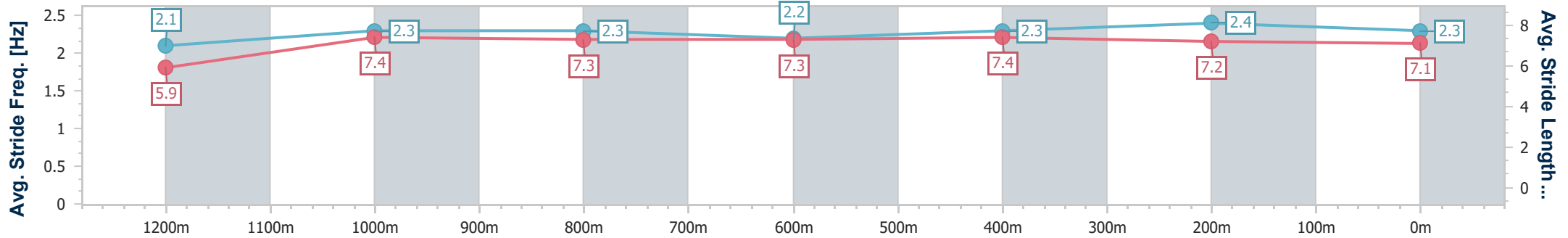
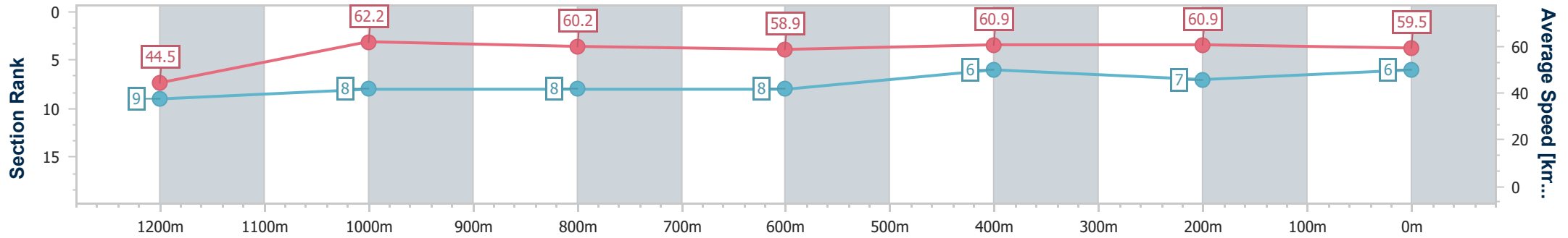
Ipswich QLD Professional  
 Race 8: SCHWEPPES Fillies and Mares RATINGS BAND 0 - 58  
 Handicap - 1350m



09 August 2024 - 15:45

Track Rating: Soft 5, Weather: Fine, Rail Position: +10m Entire

Section	Overall	1200m	1000m	800m	600m	400m	200m
Section Times	1:23.72 [6] (0:12.17)	1:11.55 [9] (0:11.57)	0:59.98 [8] (0:11.97)	0:48.01 [8] (0:12.18)	0:35.83 [8] (0:11.88)	0:23.95 [6] (0:11.85)	0:12.10 [7] (0:12.10)
Average Speed [km/h]	44.5	62.2	60.2	58.9	60.9	60.9	59.5
Top Speed [km/h]	62.0	63.9	60.8	59.7	62.8	62.2	60.7
Avg. Dist. to Rail [m]	3.7	0.6	0.3	0.8	0.7	0.8	3.0
Avg. Stride Freq. [Hz]	2.1	2.3	2.3	2.2	2.3	2.4	2.3
Avg. Stride Length [m]	5.9	7.4	7.3	7.3	7.4	7.2	7.1



- [ ] Ranking at each section and finish
- .-.- No data available at this section
- NA No data available



Horse/Jockey Name	Milagro
Final Rank	6
Fastest Section Time (Section)	0:11.65 (1200m)
Top Speed [km/h] (Section)	63.3 (1200m)
Race State	Finished



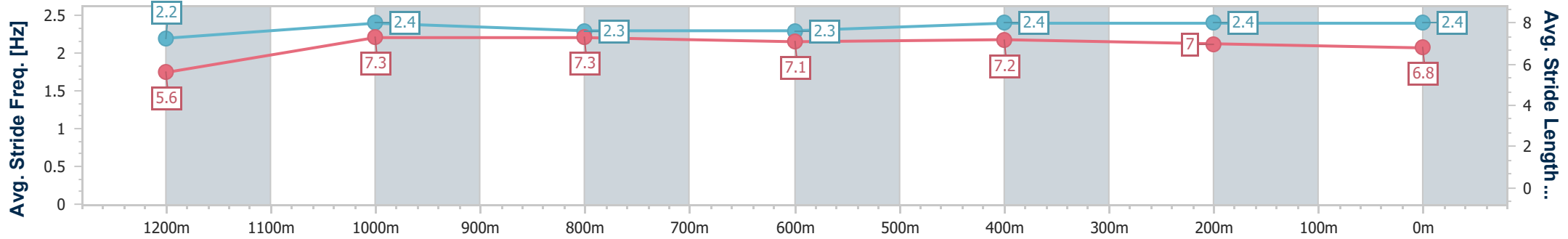
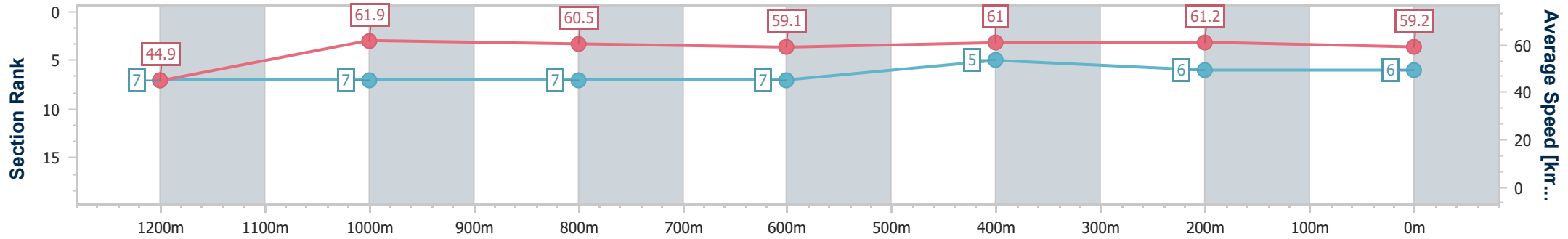
Ipswich QLD Professional  
 Race 8: SCHWEPPES Fillies and Mares RATINGS BAND 0 - 58  
 Handicap - 1350m



09 August 2024 - 15:45

Track Rating: Soft 5, Weather: Fine, Rail Position: +10m Entire

Section	Overall	1200m	1000m	800m	600m	400m	200m
Section Times	1:23.72 [6] (0:12.05)	1:11.67 [7] (0:11.65)	1:00.02 [7] (0:11.92)	0:48.10 [7] (0:12.21)	0:35.89 [7] (0:11.86)	0:24.03 [5] (0:11.83)	0:12.20 [6] (0:12.20)
Average Speed [km/h]	44.9	61.9	60.5	59.1	61.0	61.2	59.2
Top Speed [km/h]	60.6	63.3	61.1	60.7	61.9	61.9	61.1
Avg. Dist. to Rail [m]	3.9	1.6	0.8	0.6	1.0	1.9	4.6
Avg. Stride Freq. [Hz]	2.2	2.4	2.3	2.3	2.4	2.4	2.4
Avg. Stride Length [m]	5.6	7.3	7.3	7.1	7.2	7.0	6.8



- [ ] Ranking at each section and finish
- .-.- No data available at this section
- NA No data available



Horse/Jockey Name	Martini Dancer
Final Rank	8
Fastest Section Time (Section)	0:11.67 (1200m)
Top Speed [km/h] (Section)	63.4 (1200m)
Race State	Finished

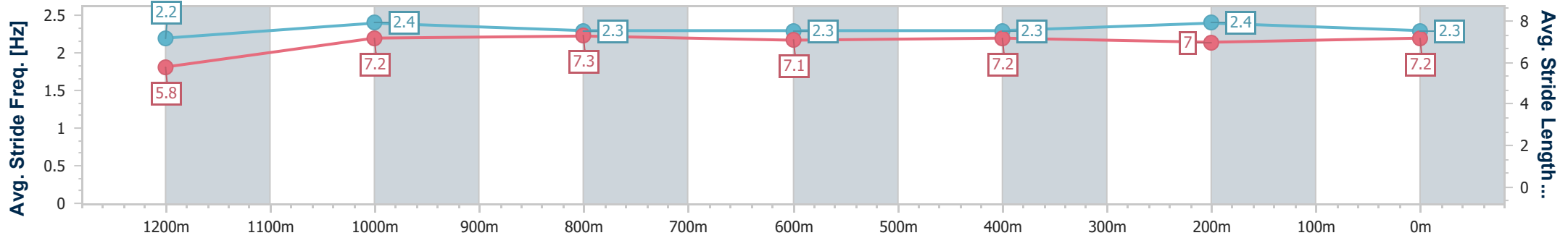
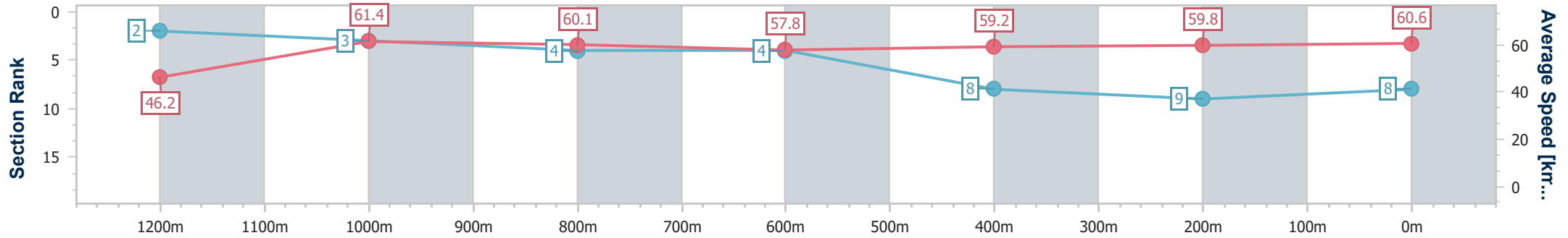


Ipswich QLD Professional  
 Race 8: SCHWEPPES Fillies and Mares RATINGS BAND 0 - 58  
 Handicap - 1350m  
 09 August 2024 - 15:45



Track Rating: Soft 5, Weather: Fine, Rail Position: +10m Entire

Section	Overall	1200m	1000m	800m	600m	400m	200m
Section Times	1:23.77 [8] (0:11.72)	1:12.05 [2] (0:11.67)	1:00.38 [3] (0:11.98)	0:48.40 [4] (0:12.37)	0:36.03 [4] (0:12.13)	0:23.90 [8] (0:12.04)	0:11.86 [9] (0:11.86)
Average Speed [km/h]	46.2	61.4	60.1	57.8	59.2	59.8	60.6
Top Speed [km/h]	61.7	63.4	61.0	58.7	60.0	60.8	61.7
Avg. Dist. to Rail [m]	1.2	0.6	1.1	1.6	0.8	0.4	0.8
Avg. Stride Freq. [Hz]	2.2	2.4	2.3	2.3	2.3	2.4	2.3
Avg. Stride Length [m]	5.8	7.2	7.3	7.1	7.2	7.0	7.2



- [ ] Ranking at each section and finish
- .-.- No data available at this section
- NA No data available



Horse/Jockey Name	Satashi
Final Rank	9
Fastest Section Time (Section)	0:11.60 (1200m)
Top Speed [km/h] (Section)	63.4 (1200m)
Race State	Finished



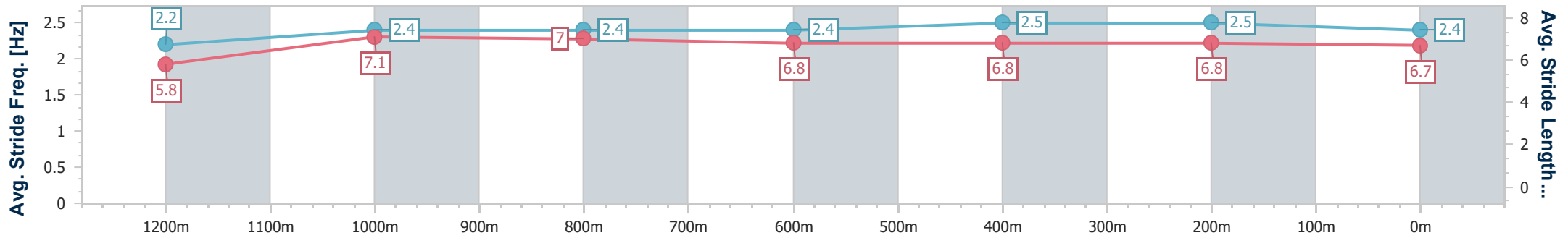
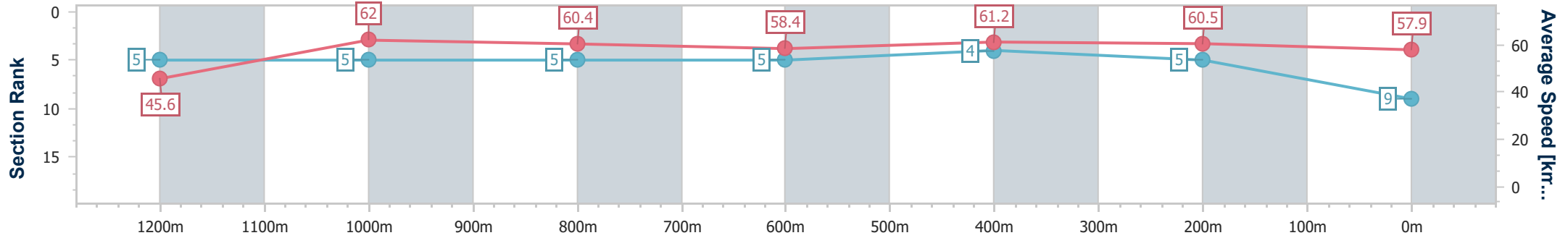
Ipswich QLD Professional  
 Race 8: SCHWEPPES Fillies and Mares RATINGS BAND 0 - 58  
 Handicap - 1350m



09 August 2024 - 15:45

Track Rating: Soft 5, Weather: Fine, Rail Position: +10m Entire

Section	Overall	1200m	1000m	800m	600m	400m	200m
Section Times	1:23.93 [9] (0:11.87)	1:12.06 [5] (0:11.60)	1:00.46 [5] (0:11.93)	0:48.53 [5] (0:12.37)	0:36.16 [5] (0:11.85)	0:24.31 [4] (0:11.84)	0:12.47 [5] (0:12.47)
Average Speed [km/h]	45.6	62.0	60.4	58.4	61.2	60.5	57.9
Top Speed [km/h]	63.2	63.4	60.6	59.2	62.1	61.9	61.0
Avg. Dist. to Rail [m]	1.4	0.6	0.5	0.7	1.5	0.7	0.5
Avg. Stride Freq. [Hz]	2.2	2.4	2.4	2.4	2.5	2.5	2.4
Avg. Stride Length [m]	5.8	7.1	7.0	6.8	6.8	6.8	6.7



- [ ] Ranking at each section and finish
- .-.- No data available at this section
- NA No data available



Horse/Jockey Name	Divazino
Final Rank	10
Fastest Section Time (Section)	0:11.63 (1200m)
Top Speed [km/h] (Section)	62.9 (1200m)
Race State	Finished



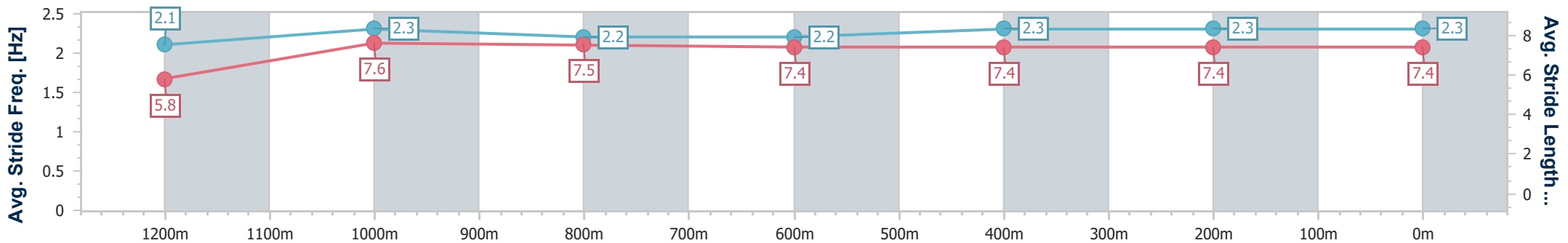
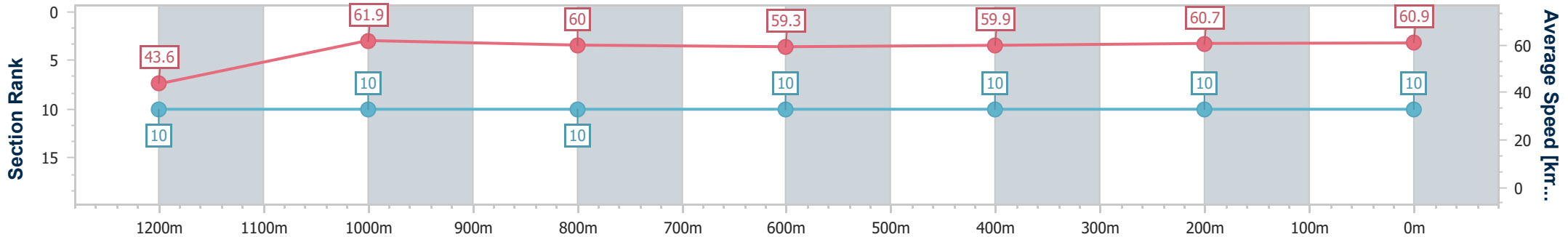
Ipswich QLD Professional  
 Race 8: SCHWEPPES Fillies and Mares RATINGS BAND 0 - 58  
 Handicap - 1350m



09 August 2024 - 15:45

Track Rating: Soft 5, Weather: Fine, Rail Position: +10m Entire

Section	Overall	1200m	1000m	800m	600m	400m	200m
Section Times	1:23.94 [10] (0:12.44)	1:11.50 [10] (0:11.63)	0:59.87 [10] (0:11.99)	0:47.88 [10] (0:12.14)	0:35.74 [10] (0:12.01)	0:23.73 [10] (0:11.92)	0:11.81 [10] (0:11.81)
Average Speed [km/h]	43.6	61.9	60.0	59.3	59.9	60.7	60.9
Top Speed [km/h]	61.4	62.9	61.3	60.4	60.7	61.5	61.9
Avg. Dist. to Rail [m]	5.3	0.4	0.3	0.3	0.3	1.6	3.2
Avg. Stride Freq. [Hz]	2.1	2.3	2.2	2.2	2.3	2.3	2.3
Avg. Stride Length [m]	5.8	7.6	7.5	7.4	7.4	7.4	7.4



- [ ] Ranking at each section and finish
- .-.- No data available at this section
- NA No data available



**Ipswich QLD Professional**  
**Race 9: RAY WHITE IPSWICH Colts, Geldings and Entires RATINGS**  
**BAND 0 - 58 Handicap - 1350m**  
**09 August 2024 - 16:24**



Track Rating: Soft 5, Weather: Fine, Rail Position: +10m Entire

Section												Last 600m	
Field Times												0:36.52	
	Overall	1200m	1000m	800m	600m	400m							
	1:22.19 (0:11.49)	1:10.70 (0:11.06)	0:59.64 (0:11.46)	0:48.18 (0:11.66)	0:36.52 (0:11.81)	0:24.71 (0:12.24)							
Rank	TAB	Horse/Jockey	Barrier	Top Speed [km/h]	Fastest Section							Distance Travelled [m]	
1	10	<b>PARUES</b> Taylor Marshall	10	65.5 1200m	0:11.06 1200m	1:22.19 [1] (0:11.49)	1:10.70 [1] (0:11.06)	0:59.64 [1] (0:11.46)	0:48.18 [1] (0:11.66)	0:36.52 [1] (0:11.81)	0:24.71 [1] (0:12.24)	0:36.52	
2	4	<b>GAELIC THUNDER</b> Nathan Evans	15	63.4 1000m	0:11.46 1200m	1:22.43 [2] (0:12.02)	1:10.41 [9] (0:11.46)	0:58.95 [10] (0:11.49)	0:47.46 [10] (0:11.59)	0:35.87 [10] (0:11.60)	0:24.27 [9] (0:12.10)	0:35.87	+6
3	6	<b>WORTHY ESSGEE</b> Anthony Allen	5	64.9 1200m	0:11.23 1200m	1:22.61 [3] (0:11.67)	1:10.94 [5] (0:11.23)	0:59.71 [5] (0:11.36)	0:48.35 [5] (0:11.65)	0:36.70 [5] (0:11.79)	0:24.91 [3] (0:12.10)	0:36.70	+1
4	11	<b>STEP ON FIRE</b> Luke Tarrant	8	64.1 1200m	0:11.32 1200m	1:22.61 [4] (0:11.61)	1:11.00 [4] (0:11.32)	0:59.68 [6] (0:11.50)	0:48.18 [6] (0:11.69)	0:36.49 [6] (0:11.90)	0:24.59 [8] (0:12.08)	0:36.49	+4
5	3	<b>TOOLATEMATE</b> Bailey Wheeler	3	66.2 1200m	0:11.11 1200m	1:22.73 [5] (0:11.78)	1:10.95 [6] (0:11.11)	0:59.84 [4] (0:11.34)	0:48.50 [4] (0:11.66)	0:36.84 [4] (0:11.88)	0:24.96 [4] (0:12.18)	0:36.84	-2
6	12	<b>ASGOODASYOUGETT</b> Nozi Tomizawa	4	64.2 1200m	0:11.30 1200m	1:22.92 [6] (0:11.82)	1:11.10 [7] (0:11.30)	0:59.80 [7] (0:11.37)	0:48.43 [7] (0:11.66)	0:36.77 [7] (0:11.85)	0:24.92 [6] (0:12.14)	0:36.77	+0
7	7	<b>SARODEC</b> Angela Jones	7	64.6 1200m	0:11.26 1200m	1:22.96 [7] (0:12.00)	1:10.96 [8] (0:11.26)	0:59.70 [8] (0:11.46)	0:48.24 [8] (0:11.58)	0:36.66 [8] (0:11.70)	0:24.96 [7] (0:12.21)	0:36.66	+6
8	2	<b>TEE AMICI</b> Samantha Collett	12	66.1 1200m	0:11.02 1200m	1:23.05 [8] (0:11.57)	1:11.48 [3] (0:11.02)	1:00.46 [2] (0:11.45)	0:49.01 [2] (0:11.66)	0:37.35 [2] (0:11.83)	0:25.52 [2] (0:12.41)	0:37.35	+1
9	1	<b>OUTLAW JOSEY WALES</b> Fiona Sandkuhl	11	65.4 1200m	0:11.18 1200m	1:23.23 [9] (0:12.22)	1:11.01 [10] (0:11.18)	0:59.83 [9] (0:11.39)	0:48.44 [9] (0:11.59)	0:36.85 [9] (0:11.87)	0:24.98 [10] (0:12.07)	0:36.85	+0
10	9	<b>ITALIAN AWARD</b> Andrew Mallyon	13	65.5 1200m	0:11.12 1200m	1:24.39 [10] (0:11.52)	1:12.87 [2] (0:11.12)	1:01.75 [3] (0:11.51)	0:50.24 [3] (0:11.68)	0:38.56 [3] (0:11.96)	0:26.60 [5] (0:12.60)	0:38.56	+5

Scratched: Crazy Eyed Fred (#8), Mantinello (#14), Biggie (#15), Mighty Judd (#5), Super Rupert (#16), Hooks (#13)

[ ] Ranking at each section and finish  
 -:-:- No data available at this section  
 NA No data available  
 SCN Saddle cloth number  
 DNF Did not finish  
 DNT Did not track





**Ipswich QLD Professional**  
**Race 9: RAY WHITE IPSWICH Colts, Geldings and Entires RATINGS**  
**BAND 0 - 58 Handicap - 1350m**  
**09 August 2024 - 16:24**



Track Rating: Soft 5, Weather: Fine, Rail Position: +10m Entire

Section				200m				Last 600m	
Field Times				0:12.47 (0:12.47)				0:36.52	
Rank	TAB	Horse/Jockey	Barrier	Top Speed [km/h]	Fastest Section	Margin			Distance Travelled [m]
1	10	<b>PARUES</b> Taylor Marshall	10	65.5 1200m	0:11.06 1200m	0:12.47 [1] (0:12.47)	1:22.19		0:36.52
2	4	<b>GAELIC THUNDER</b> Nathan Evans	15	63.4 1000m	0:11.46 1200m	0:12.17 [8] (0:12.17)	1.39L		0:35.87 +6
3	6	<b>WORTHY ESSGEE</b> Anthony Allen	5	64.9 1200m	0:11.23 1200m	0:12.81 [2] (0:12.81)	2.47L		0:36.70 +1
4	11	<b>STEP ON FIRE</b> Luke Tarrant	8	64.1 1200m	0:11.32 1200m	0:12.51 [5] (0:12.51)	2.49L		0:36.49 +4
5	3	<b>TOOLATEMATE</b> Bailey Wheeler	3	66.2 1200m	0:11.11 1200m	0:12.78 [4] (0:12.78)	3.17L		0:36.84 -2
6	12	<b>ASGOODASYOUGETT</b> Nozi Tomizawa	4	64.2 1200m	0:11.30 1200m	0:12.78 [6] (0:12.78)	4.29L		0:36.77 +0
7	7	<b>SARODEC</b> Angela Jones	7	64.6 1200m	0:11.26 1200m	0:12.75 [7] (0:12.75)	4.52L		0:36.66 +6
8	2	<b>TEE AMICI</b> Samantha Collett	12	66.1 1200m	0:11.02 1200m	0:13.11 [3] (0:13.11)	5.08L		0:37.35 +1
9	1	<b>OUTLAW JOSEY WALES</b> Fiona Sandkuhl	11	65.4 1200m	0:11.18 1200m	0:12.91 [9] (0:12.91)	6.12L		0:36.85 +0
10	9	<b>ITALIAN AWARD</b> Andrew Mallyon	13	65.5 1200m	0:11.12 1200m	0:14.00 [10] (0:14.00)	12.95L		0:38.56 +5

Scratched: Crazy Eyed Fred (#8), Mantinello (#14), Biggie (#15), Mighty Judd (#5), Super Rupert (#16), Hooks (#13)

[ ] Ranking at each section and finish  
 -:-:- No data available at this section  
 NA No data available  
 SCN Saddle cloth number  
 DNF Did not finish  
 DNT Did not track



Horse/Jockey Name	Parues
Final Rank	1
Fastest Section Time (Section)	0:11.06 (1200m)
Top Speed [km/h] (Section)	65.5 (1200m)
Race State	Finished



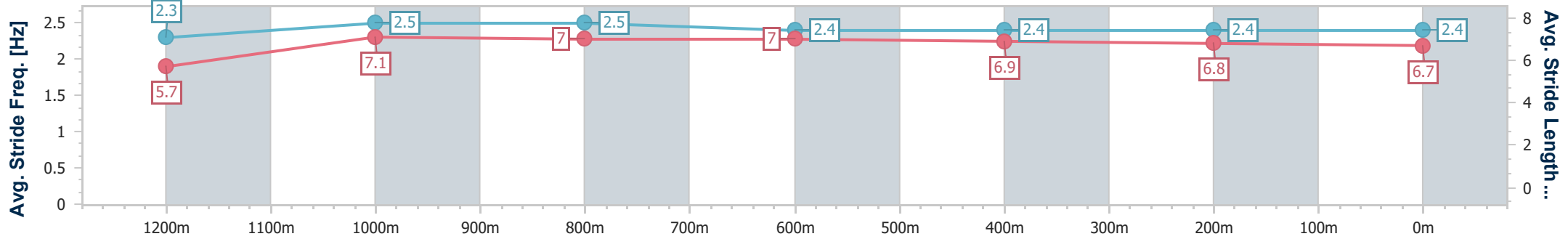
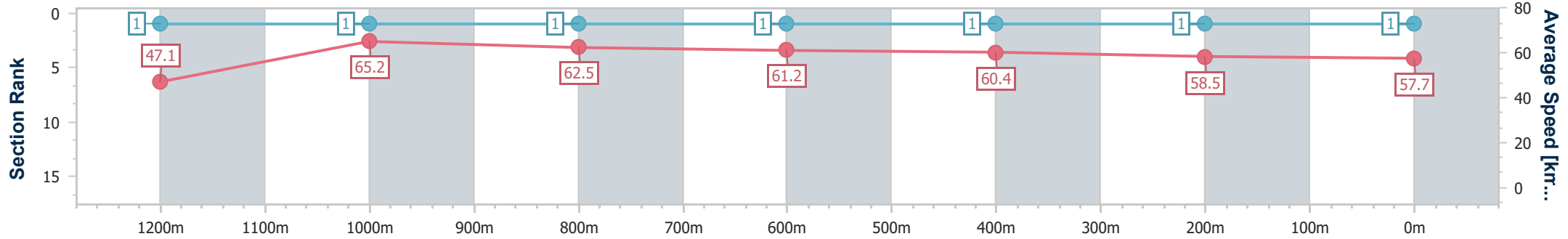
Ipswich QLD Professional  
 Race 9: RAY WHITE IPSWICH Colts, Geldings and Entires  
 RATINGS BAND 0 - 58 Handicap - 1350m



09 August 2024 - 16:24

Track Rating: Soft 5, Weather: Fine, Rail Position: +10m Entire

Section	Overall	1200m	1000m	800m	600m	400m	200m
Section Times	1:22.19 [1] (0:11.49)	1:10.70 [1] (0:11.06)	0:59.64 [1] (0:11.46)	0:48.18 [1] (0:11.66)	0:36.52 [1] (0:11.81)	0:24.71 [1] (0:12.24)	0:12.47 [1] (0:12.47)
Average Speed [km/h]	47.1	65.2	62.5	61.2	60.4	58.5	57.7
Top Speed [km/h]	63.7	65.5	63.8	61.9	61.6	59.2	59.4
Avg. Dist. to Rail [m]	2.2	1.0	1.6	2.0	1.6	1.7	1.6
Avg. Stride Freq. [Hz]	2.3	2.5	2.5	2.4	2.4	2.4	2.4
Avg. Stride Length [m]	5.7	7.1	7.0	7.0	6.9	6.8	6.7



- [ ] Ranking at each section and finish
- .-.- No data available at this section
- NA No data available



Horse/Jockey Name	Gaelic Thunder
Final Rank	2
Fastest Section Time (Section)	0:11.46 (1200m)
Top Speed [km/h] (Section)	63.4 (1000m)
Race State	Finished



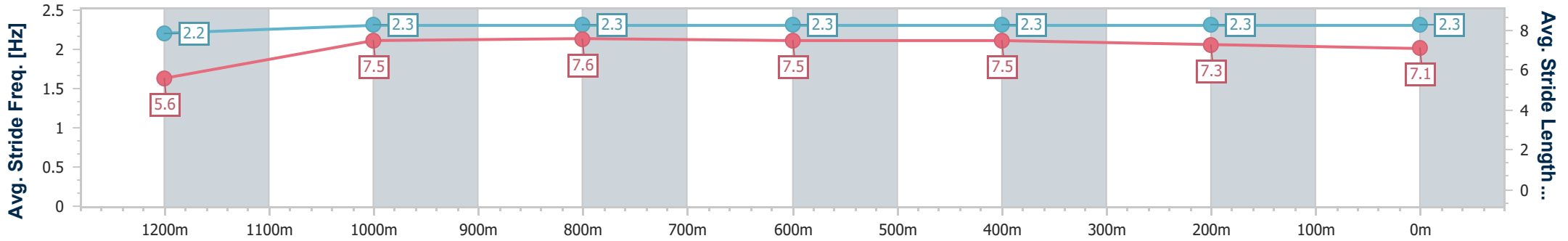
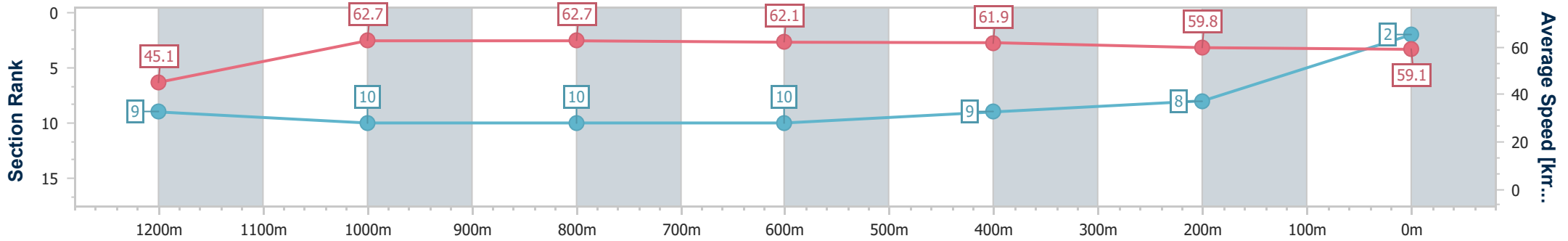
Ipswich QLD Professional  
 Race 9: RAY WHITE IPSWICH Colts, Geldings and Entires  
 RATINGS BAND 0 - 58 Handicap - 1350m



09 August 2024 - 16:24

Track Rating: Soft 5, Weather: Fine, Rail Position: +10m Entire

Section	Overall	1200m	1000m	800m	600m	400m	200m
Section Times	1:22.43 [2] (0:12.02)	1:10.41 [9] (0:11.46)	0:58.95 [10] (0:11.49)	0:47.46 [10] (0:11.59)	0:35.87 [10] (0:11.60)	0:24.27 [9] (0:12.10)	0:12.17 [8]
Average Speed [km/h]	45.1	62.7	62.7	62.1	61.9	59.8	59.1
Top Speed [km/h]	62.3	63.1	63.4	62.7	62.9	60.7	60.4
Avg. Dist. to Rail [m]	5.2	1.2	0.2	0.6	0.3	2.3	3.7
Avg. Stride Freq. [Hz]	2.2	2.3	2.3	2.3	2.3	2.3	2.3
Avg. Stride Length [m]	5.6	7.5	7.6	7.5	7.5	7.3	7.1



- [ ] Ranking at each section and finish
- .-.- No data available at this section
- NA No data available



Horse/Jockey Name	Worthy Essgee
Final Rank	3
Fastest Section Time (Section)	0:11.23 (1200m)
Top Speed [km/h] (Section)	64.9 (1200m)
Race State	Finished



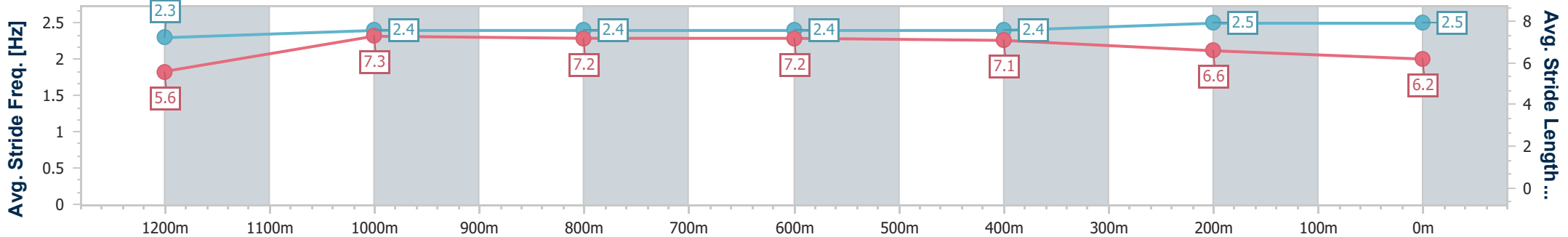
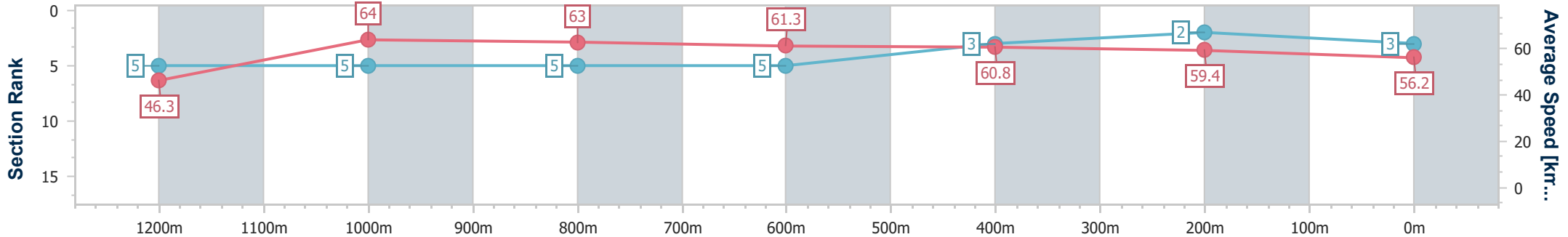
Ipswich QLD Professional  
 Race 9: RAY WHITE IPSWICH Colts, Geldings and Entires  
 RATINGS BAND 0 - 58 Handicap - 1350m



09 August 2024 - 16:24

Track Rating: Soft 5, Weather: Fine, Rail Position: +10m Entire

Section	Overall	1200m	1000m	800m	600m	400m	200m
Section Times	1:22.61 [3] (0:11.67)	1:10.94 [5] (0:11.23)	0:59.71 [5] (0:11.36)	0:48.35 [5] (0:11.65)	0:36.70 [5] (0:11.79)	0:24.91 [3] (0:12.10)	0:12.81 [2] (0:12.81)
Average Speed [km/h]	46.3	64.0	63.0	61.3	60.8	59.4	56.2
Top Speed [km/h]	61.8	64.9	64.1	62.1	61.3	60.7	58.8
Avg. Dist. to Rail [m]	1.1	0.9	1.6	1.7	1.2	0.6	1.7
Avg. Stride Freq. [Hz]	2.3	2.4	2.4	2.4	2.4	2.5	2.5
Avg. Stride Length [m]	5.6	7.3	7.2	7.2	7.1	6.6	6.2



- [ ] Ranking at each section and finish
- .-.- No data available at this section
- NA No data available



Horse/Jockey Name	Step On Fire
Final Rank	4
Fastest Section Time (Section)	0:11.32 (1200m)
Top Speed [km/h] (Section)	64.1 (1200m)
Race State	Finished



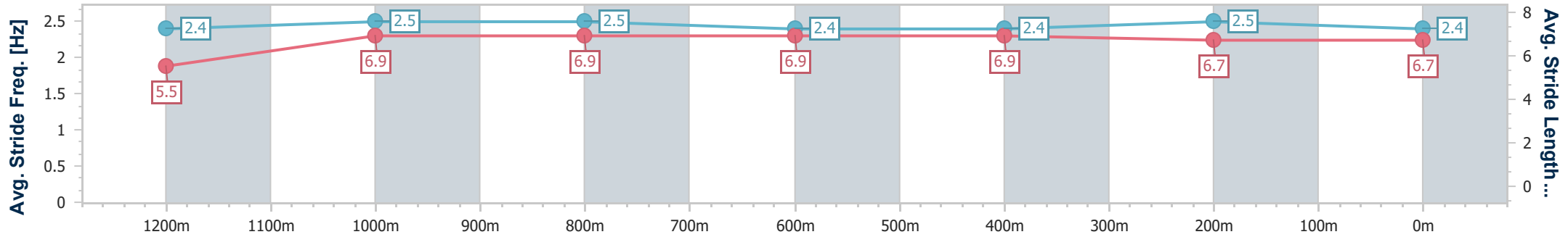
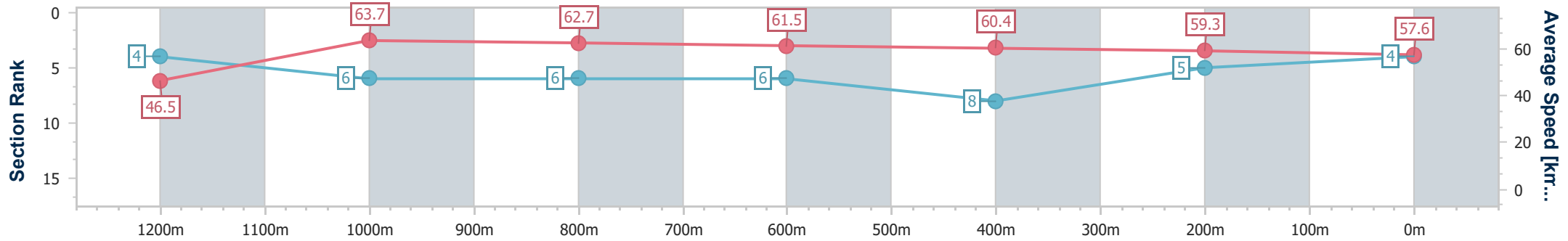
Ipswich QLD Professional  
 Race 9: RAY WHITE IPSWICH Colts, Geldings and Entires  
 RATINGS BAND 0 - 58 Handicap - 1350m



09 August 2024 - 16:24

Track Rating: Soft 5, Weather: Fine, Rail Position: +10m Entire

Section	Overall	1200m	1000m	800m	600m	400m	200m
Section Times	1:22.61 [4] (0:11.61)	1:11.00 [4] (0:11.32)	0:59.68 [6] (0:11.50)	0:48.18 [6] (0:11.69)	0:36.49 [6] (0:11.90)	0:24.59 [8] (0:12.08)	0:12.51 [5] (0:12.51)
Average Speed [km/h]	46.5	63.7	62.7	61.5	60.4	59.3	57.6
Top Speed [km/h]	62.9	64.1	63.1	61.9	61.8	60.1	59.8
Avg. Dist. to Rail [m]	1.4	0.9	0.4	0.2	0.5	0.7	2.5
Avg. Stride Freq. [Hz]	2.4	2.5	2.5	2.4	2.4	2.5	2.4
Avg. Stride Length [m]	5.5	6.9	6.9	6.9	6.9	6.7	6.7



- [ ] Ranking at each section and finish
- .-.- No data available at this section
- NA No data available



Horse/Jockey Name	Toolatamate
Final Rank	5
Fastest Section Time (Section)	0:11.11 (1200m)
Top Speed [km/h] (Section)	66.2 (1200m)
Race State	Finished



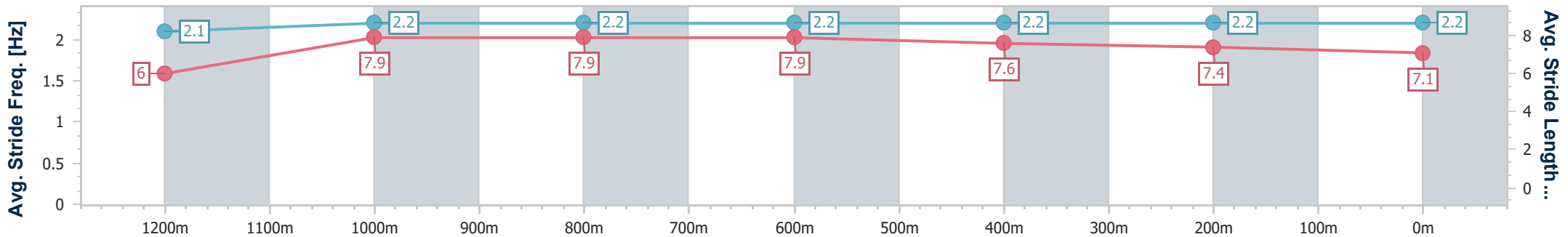
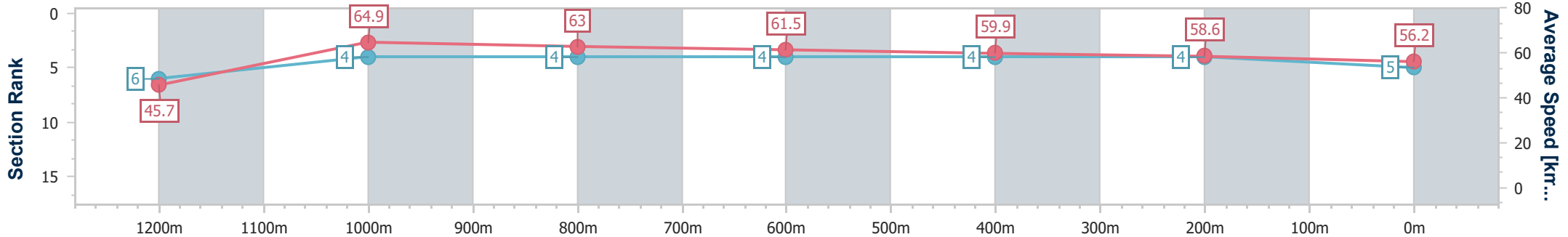
Ipswich QLD Professional  
 Race 9: RAY WHITE IPSWICH Colts, Geldings and Entires  
 RATINGS BAND 0 - 58 Handicap - 1350m



09 August 2024 - 16:24

Track Rating: Soft 5, Weather: Fine, Rail Position: +10m Entire

Section	Overall	1200m	1000m	800m	600m	400m	200m
Section Times	1:22.73 [5] (0:11.78)	1:10.95 [6] (0:11.11)	0:59.84 [4] (0:11.34)	0:48.50 [4] (0:11.66)	0:36.84 [4] (0:11.88)	0:24.96 [4] (0:12.18)	0:12.78 [4] (0:12.78)
Average Speed [km/h]	45.7	64.9	63.0	61.5	59.9	58.6	56.2
Top Speed [km/h]	62.8	66.2	64.3	61.8	61.4	59.9	58.0
Avg. Dist. to Rail [m]	2.3	1.1	1.1	1.8	2.1	2.4	1.5
Avg. Stride Freq. [Hz]	2.1	2.2	2.2	2.2	2.2	2.2	2.2
Avg. Stride Length [m]	6.0	7.9	7.9	7.9	7.6	7.4	7.1



- [ ] Ranking at each section and finish
- .-.- No data available at this section
- NA No data available



Horse/Jockey Name	Asgoodasyougett
Final Rank	6
Fastest Section Time (Section)	0:11.30 (1200m)
Top Speed [km/h] (Section)	64.2 (1200m)
Race State	Finished



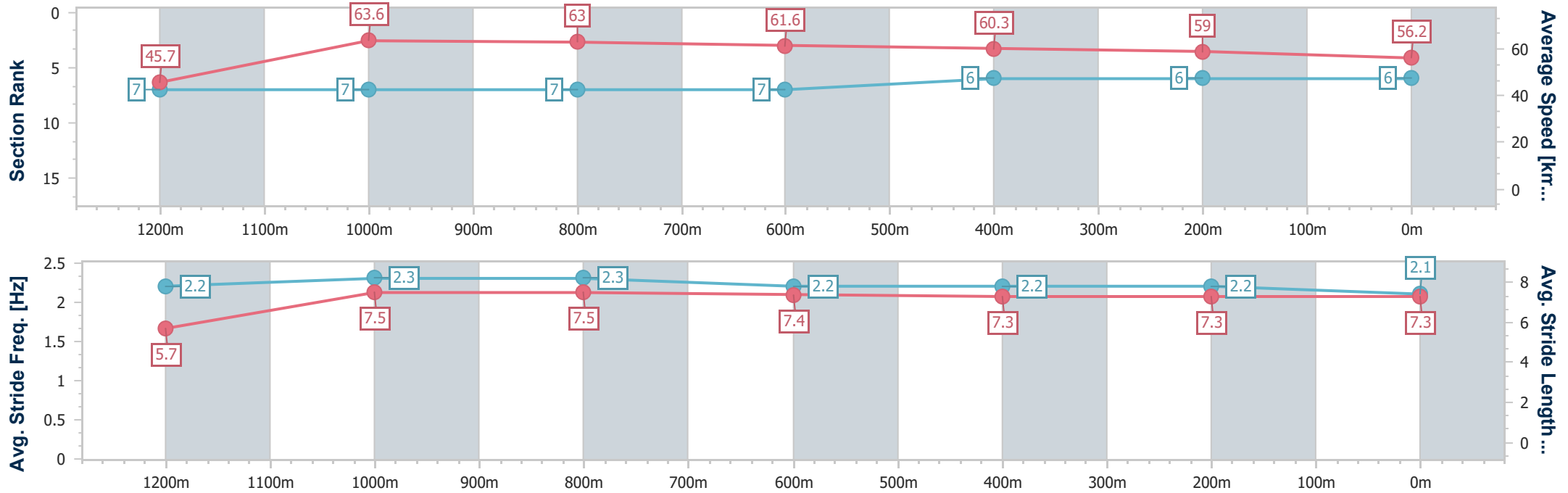
Ipswich QLD Professional  
 Race 9: RAY WHITE IPSWICH Colts, Geldings and Entires  
 RATINGS BAND 0 - 58 Handicap - 1350m



09 August 2024 - 16:24

Track Rating: Soft 5, Weather: Fine, Rail Position: +10m Entire

Section	Overall	1200m	1000m	800m	600m	400m	200m
Section Times	1:22.92 [6] (0:11.82)	1:11.10 [7] (0:11.30)	0:59.80 [7] (0:11.37)	0:48.43 [7] (0:11.66)	0:36.77 [7] (0:11.85)	0:24.92 [6] (0:12.14)	0:12.78 [6] (0:12.78)
Average Speed [km/h]	45.7	63.6	63.0	61.6	60.3	59.0	56.2
Top Speed [km/h]	62.0	64.2	63.8	62.8	61.7	60.6	58.3
Avg. Dist. to Rail [m]	1.0	0.4	0.9	1.5	1.8	1.1	1.7
Avg. Stride Freq. [Hz]	2.2	2.3	2.3	2.2	2.2	2.2	2.1
Avg. Stride Length [m]	5.7	7.5	7.5	7.4	7.3	7.3	7.3



- [ ] Ranking at each section and finish
- .-.- No data available at this section
- NA No data available



Horse/Jockey Name	Sarodec
Final Rank	7
Fastest Section Time (Section)	0:11.26 (1200m)
Top Speed [km/h] (Section)	64.6 (1200m)
Race State	Finished



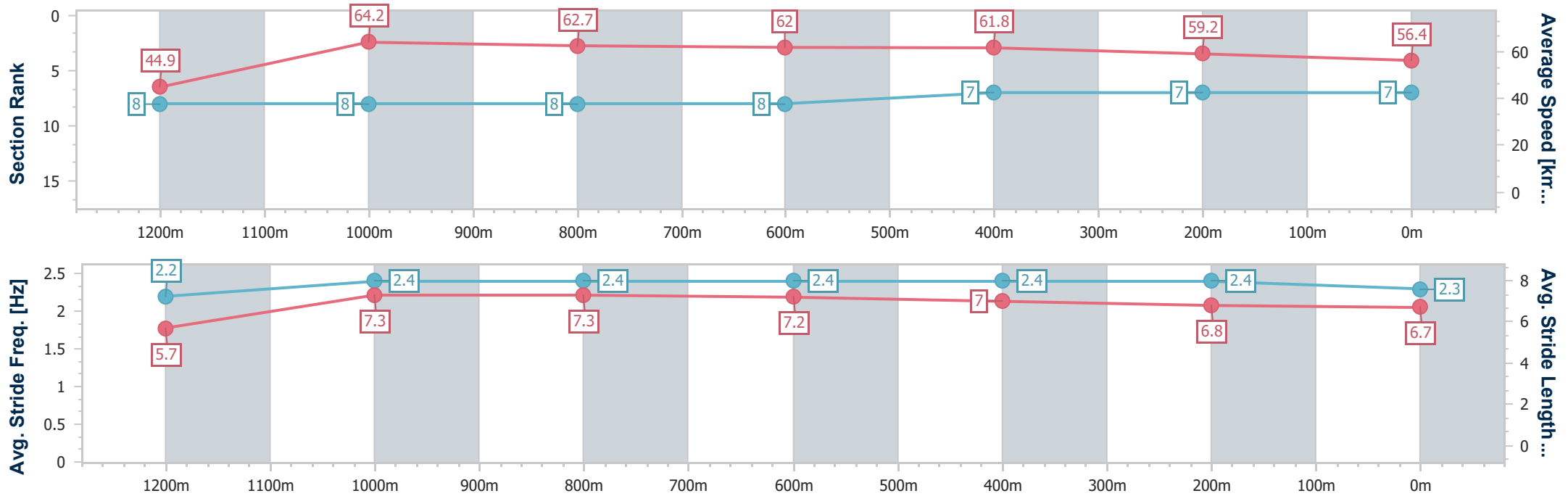
Ipswich QLD Professional  
 Race 9: RAY WHITE IPSWICH Colts, Geldings and Entires  
 RATINGS BAND 0 - 58 Handicap - 1350m



09 August 2024 - 16:24

Track Rating: Soft 5, Weather: Fine, Rail Position: +10m Entire

Section	Overall	1200m	1000m	800m	600m	400m	200m
Section Times	1:22.96 [7] (0:12.00)	1:10.96 [8] (0:11.26)	0:59.70 [8] (0:11.46)	0:48.24 [8] (0:11.58)	0:36.66 [8] (0:11.70)	0:24.96 [7] (0:12.21)	0:12.75 [7] (0:12.75)
Average Speed [km/h]	44.9	64.2	62.7	62.0	61.8	59.2	56.4
Top Speed [km/h]	63.7	64.6	63.8	63.2	63.3	60.8	57.8
Avg. Dist. to Rail [m]	1.3	1.0	0.3	0.4	0.8	1.6	3.4
Avg. Stride Freq. [Hz]	2.2	2.4	2.4	2.4	2.4	2.4	2.3
Avg. Stride Length [m]	5.7	7.3	7.3	7.2	7.0	6.8	6.7



- [ ] Ranking at each section and finish
- .-.- No data available at this section
- NA No data available





Horse/Jockey Name	Tee Amici
Final Rank	8
Fastest Section Time (Section)	0:11.02 (1200m)
Top Speed [km/h] (Section)	66.1 (1200m)
Race State	Finished



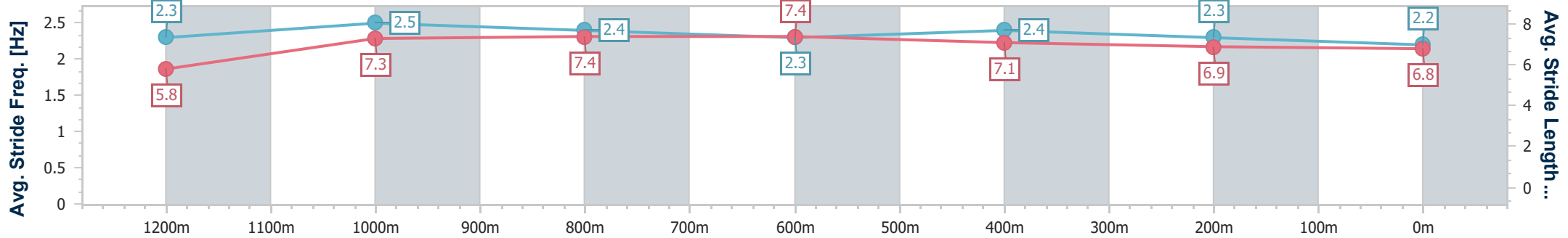
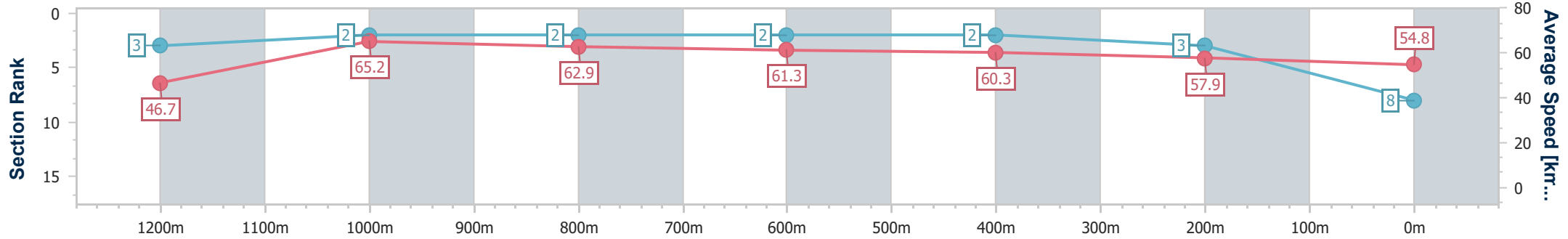
Ipswich QLD Professional  
 Race 9: RAY WHITE IPSWICH Colts, Geldings and Entires  
 RATINGS BAND 0 - 58 Handicap - 1350m



09 August 2024 - 16:24

Track Rating: Soft 5, Weather: Fine, Rail Position: +10m Entire

Section	Overall	1200m	1000m	800m	600m	400m	200m
Section Times	1:23.05 [8] (0:11.57)	1:11.48 [3] (0:11.02)	1:00.46 [2] (0:11.45)	0:49.01 [2] (0:11.66)	0:37.35 [2] (0:11.83)	0:25.52 [2] (0:12.41)	0:13.11 [3] (0:13.11)
Average Speed [km/h]	46.7	65.2	62.9	61.3	60.3	57.9	54.8
Top Speed [km/h]	66.1	66.1	64.5	61.9	61.9	59.8	56.8
Avg. Dist. to Rail [m]	3.7	0.7	1.0	1.6	1.3	1.3	0.2
Avg. Stride Freq. [Hz]	2.3	2.5	2.4	2.3	2.4	2.3	2.2
Avg. Stride Length [m]	5.8	7.3	7.4	7.4	7.1	6.9	6.8



- [ ] Ranking at each section and finish
- .-.- No data available at this section
- NA No data available



Horse/Jockey Name	Outlaw Josey Wales
Final Rank	9
Fastest Section Time (Section)	0:11.18 (1200m)
Top Speed [km/h] (Section)	65.4 (1200m)
Race State	Finished



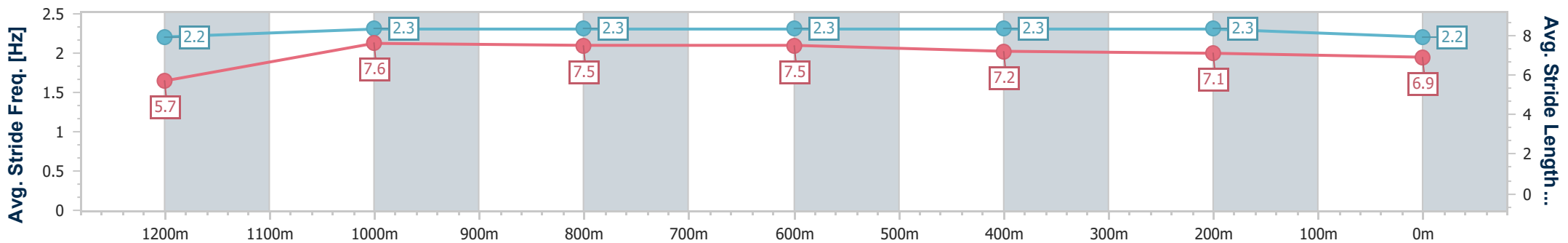
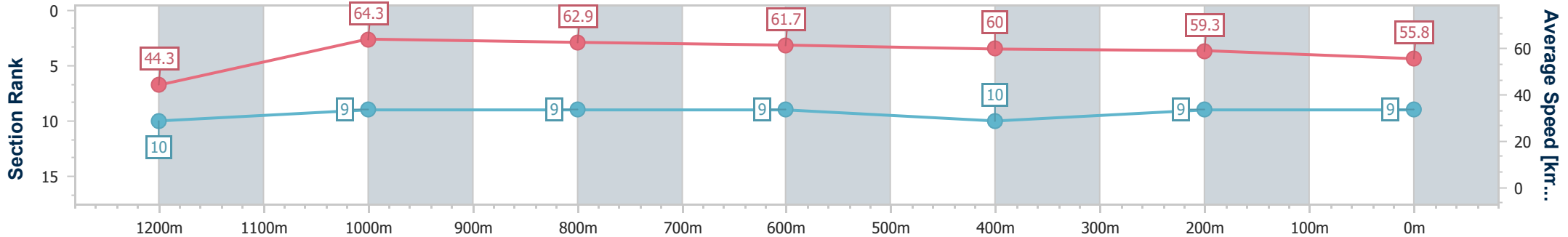
Ipswich QLD Professional  
 Race 9: RAY WHITE IPSWICH Colts, Geldings and Entires  
 RATINGS BAND 0 - 58 Handicap - 1350m



09 August 2024 - 16:24

Track Rating: Soft 5, Weather: Fine, Rail Position: +10m Entire

Section	Overall	1200m	1000m	800m	600m	400m	200m
Section Times	1:23.23 [9] (0:12.22)	1:11.01 [10] (0:11.18)	0:59.83 [9] (0:11.39)	0:48.44 [9] (0:11.59)	0:36.85 [9] (0:11.87)	0:24.98 [10] (0:12.07)	0:12.91 [9] (0:12.91)
Average Speed [km/h]	44.3	64.3	62.9	61.7	60.0	59.3	55.8
Top Speed [km/h]	63.5	65.4	63.7	63.1	61.2	60.2	58.5
Avg. Dist. to Rail [m]	2.6	0.9	1.5	1.9	1.8	2.1	2.2
Avg. Stride Freq. [Hz]	2.2	2.3	2.3	2.3	2.3	2.3	2.2
Avg. Stride Length [m]	5.7	7.6	7.5	7.5	7.2	7.1	6.9



- [ ] Ranking at each section and finish
- .-.- No data available at this section
- NA No data available



Horse/Jockey Name	Italian Award
Final Rank	10
Fastest Section Time (Section)	0:11.12 (1200m)
Top Speed [km/h] (Section)	65.5 (1200m)
Race State	Finished



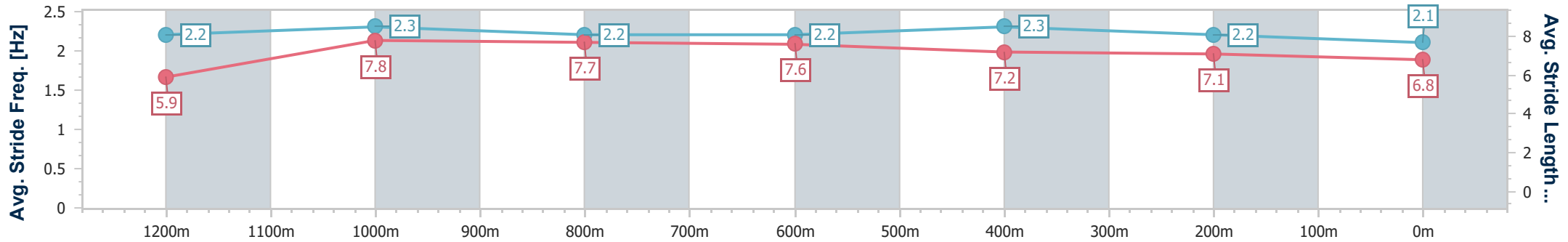
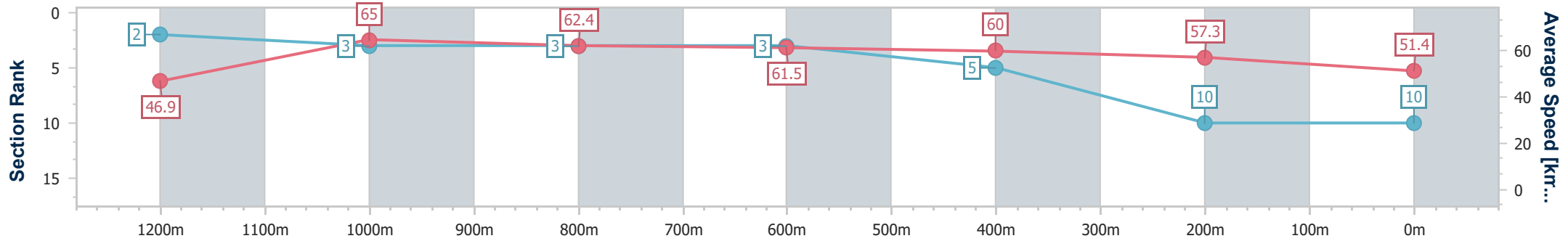
Ipswich QLD Professional  
 Race 9: RAY WHITE IPSWICH Colts, Geldings and Entires  
 RATINGS BAND 0 - 58 Handicap - 1350m



09 August 2024 - 16:24

Track Rating: Soft 5, Weather: Fine, Rail Position: +10m Entire

Section	Overall	1200m	1000m	800m	600m	400m	200m
Section Times	1:24.39 [10] (0:11.52)	1:12.87 [2] (0:11.12)	1:01.75 [3] (0:11.51)	0:50.24 [3] (0:11.68)	0:38.56 [3] (0:11.96)	0:26.60 [5] (0:12.60)	0:14.00 [10] (0:14.00)
Average Speed [km/h]	46.9	65.0	62.4	61.5	60.0	57.3	51.4
Top Speed [km/h]	65.0	65.5	63.9	61.8	61.4	59.4	55.5
Avg. Dist. to Rail [m]	4.4	1.3	0.4	0.6	0.4	1.0	2.2
Avg. Stride Freq. [Hz]	2.2	2.3	2.2	2.2	2.3	2.2	2.1
Avg. Stride Length [m]	5.9	7.8	7.7	7.6	7.2	7.1	6.8



- [ ] Ranking at each section and finish
- .-.- No data available at this section
- NA No data available