



# Doomben QLD Professional

## Race 6: EVA AIR BENCHMARK 68 Handicap - 2040m

07 August 2024 - 15:30



BRISBANE  
RACING CLUB

Track Rating: Soft 5, Weather: Overcast, Rail Position: +7m Entire

Section		Overall	1800m	1600m	1400m	1200m	1000m	800m	Last 600m				
Field Times		2:06.58 (0:16.34)	1:50.24 (0:11.74)	1:38.50 (0:12.42)	1:26.08 (0:12.59)	1:13.49 (0:12.80)	1:00.69 (0:12.62)	0:48.07 (0:12.21)	0:35.86				
Rank	TAB Horse/Jockey	Barrier	Top Speed [km/h]	Fastest Section	Distance Travelled [m]								
1	5 YET HE MOVES Ryan Maloney	1	64.2	0:11.44	2:06.58 [1] (0:16.52)	1:50.06 [3] (0:11.89)	1:38.17 [3] (0:12.52)	1:25.65 [4] (0:12.60)	1:13.05 [3] (0:12.70)	1:00.35 [3] (0:12.64)	0:47.71 [3] (0:12.20)	0:35.51	
2	10 SAVILEO Kyle Wilson-Taylor	6	63.2	0:11.61	2:06.93 [2] (0:16.96)	1:49.97 [6] (0:11.96)	1:38.01 [6] (0:12.30)	1:25.71 [6] (0:12.62)	1:13.09 [6] (0:12.79)	1:00.30 [6] (0:12.62)	0:47.68 [6] (0:11.96)	0:35.72	+0
3	4 SECURITY ADVISOR Melea Castle	5	64.4	0:11.82	2:07.11 [3] (0:16.71)	1:50.40 [5] (0:11.95)	1:38.45 [5] (0:12.50)	1:25.95 [5] (0:12.63)	1:13.32 [5] (0:12.68)	1:00.64 [5] (0:12.55)	0:48.09 [5] (0:12.18)	0:35.91	+0
4	2 GRINZINGER KNIGHT Emily Lang	8	66.7	0:11.74	2:07.35 [4] (0:16.34)	1:51.01 [1] (0:11.74)	1:39.27 [1] (0:12.42)	1:26.85 [1] (0:12.59)	1:14.26 [1] (0:12.80)	1:01.46 [1] (0:12.62)	0:48.84 [1] (0:12.21)	0:36.63	-2
5	1 FERNAO Bailey Wheeler	9	64.6	0:11.63	2:07.41 [5] (0:17.07)	1:50.34 [8] (0:12.18)	1:38.16 [8] (0:12.34)	1:25.82 [7] (0:12.56)	1:13.26 [7] (0:12.76)	1:00.50 [7] (0:12.63)	0:47.87 [7] (0:12.01)	0:35.86	+10
6	12 FARWEST Angela Jones	12	62.2	0:11.71	2:07.55 [6] (0:17.34)	1:50.21 [10] (0:12.01)	1:38.20 [9] (0:12.58)	1:25.62 [10] (0:12.57)	1:13.05 [10] (0:12.77)	1:00.28 [10] (0:12.65)	0:47.63 [10] (0:11.96)	0:35.67	+1
7	6 GRECIAN LASS Boris Thornton	2	63.7	0:11.77	2:07.58 [7] (0:16.41)	1:51.17 [2] (0:11.81)	1:39.36 [2] (0:12.49)	1:26.87 [2] (0:12.67)	1:14.20 [2] (0:12.81)	1:01.39 [2] (0:12.59)	0:48.80 [2] (0:12.09)	0:36.71	+2
8	7 HURACANEVO Michael Rodd	14	63.6	0:11.77	2:07.81 [8] (0:17.16)	1:50.65 [9] (0:12.38)	1:38.27 [10] (0:12.38)	1:25.89 [9] (0:12.48)	1:13.41 [9] (0:12.71)	1:00.70 [9] (0:12.73)	0:47.97 [9] (0:11.77)	0:36.20	+11
9	13 DELORME Micheal Hellyer	13	64.9	0:11.63	2:07.92 [9] (0:17.67)	1:50.25 [11] (0:12.13)	1:38.12 [11] (0:12.40)	1:25.72 [11] (0:12.49)	1:13.23 [11] (0:12.83)	1:00.40 [11] (0:12.68)	0:47.72 [11] (0:11.66)	0:36.06	+4
10	14 SIENNA'S AWARD Brooke Ainsworth	4	63.3	0:11.87	2:08.05 [10] (0:16.62)	1:51.43 [4] (0:11.87)	1:39.56 [4] (0:12.42)	1:27.14 [3] (0:12.65)	1:14.49 [4] (0:12.75)	1:01.74 [4] (0:12.58)	0:49.16 [4] (0:12.21)	0:36.95	+11

Scratched: Yangari (#9), Bak Da Man (#3), Simply Refuse (#11)

[ ] Ranking at each section and finish  
 -:-:- No data available at this section  
 NA No data available

SCN Saddle cloth number  
 DNF Did not finish  
 DNT Did not track



**Doomben QLD Professional**  
**Race 6: EVA AIR BENCHMARK 68 Handicap - 2040m**  
**07 August 2024 - 15:30**



BRISBANE  
RACING CLUB

Track Rating: Soft 5, Weather: Overcast, Rail Position: +7m Entire

Section	Overall	1800m	1600m	1400m	1200m	1000m	800m	Last 600m
Field Times	2:06.58 (0:16.34)	1:50.24 (0:11.74)	1:38.50 (0:12.42)	1:26.08 (0:12.59)	1:13.49 (0:12.80)	1:00.69 (0:12.62)	0:48.07 (0:12.21)	0:35.86

Rank	TAB	Horse/Jockey	Barrier	Top Speed [km/h]	Fastest Section	Overall	1800m	1600m	1400m	1200m	1000m	800m	Last 600m	Distance Travelled [m]
11	8	SNATCH	7	64.2	0:11.99	2:09.00 [11]	1:51.94 [7]	1:39.91 [7]	1:27.39 [8]	1:14.77 [8]	1:02.00 [8]	0:49.37 [8]	0:37.27	-3
		Samantha Collett		Overall	600m	(0:17.06)	(0:12.03)	(0:12.52)	(0:12.62)	(0:12.77)	(0:12.63)	(0:12.10)		

Scratched: Yangari (#9), Bak Da Man (#3), Simply Refuse (#11)

[ ] Ranking at each section and finish  
 -:-:- No data available at this section  
 NA No data available

SCN Saddle cloth number  
 DNF Did not finish  
 DNT Did not track



# Doomben QLD Professional

## Race 6: EVA AIR BENCHMARK 68 Handicap - 2040m

07 August 2024 - 15:30



BRISBANE  
RACING CLUB

Track Rating: Soft 5, Weather: Overcast, Rail Position: +7m Entire

Section					600m	400m	200m				Last 600m
Field Times					0:35.86 (0:11.82)	0:24.04 (0:11.71)	0:12.33 (0:12.33)				0:35.86
Rank	TAB	Horse/Jockey	Barrier	Top Speed [km/h]	Fastest Section				Margin		
1	5	<b>YET HE MOVES</b> Ryan Maloney	1	64.2	0:11.44	0:35.51 [3] (0:11.74)	0:23.77 [3] (0:11.44)	0:12.33 [1] (0:12.33)	2:06.58	0:35.51	
2	10	<b>SAVILEO</b> Kyle Wilson-Taylor	6	63.2	0:11.61	0:35.72 [6] (0:11.85)	0:23.87 [5] (0:11.61)	0:12.26 [4] (0:12.26)	2.06L	0:35.72 +0	
3	4	<b>SECURITY ADVISOR</b> Melea Castle	5	64.4	0:11.82	0:35.91 [5] (0:11.83)	0:24.08 [4] (0:11.82)	0:12.26 [5] (0:12.26)	3.12L	0:35.91 +0	
4	2	<b>GRINZINGER KNIGHT</b> Emily Lang	8	66.7	0:11.74	0:36.63 [1] (0:11.82)	0:24.81 [1] (0:11.99)	0:12.82 [3] (0:12.82)	4.51L	0:36.63 -2	
5	1	<b>FERNAO</b> Bailey Wheeler	9	64.6	0:11.63	0:35.86 [7] (0:11.82)	0:24.04 [7] (0:11.63)	0:12.41 [6] (0:12.41)	4.9L	0:35.86 +10	
6	12	<b>FARWEST</b> Angela Jones	12	62.2	0:11.71	0:35.67 [11] (0:11.97)	0:23.70 [11] (0:11.71)	0:11.99 [10] (0:11.99)	5.71L	0:35.67 +1	
7	6	<b>GRECIAN LASS</b> Boris Thornton	2	63.7	0:11.77	0:36.71 [2] (0:11.77)	0:24.94 [2] (0:11.88)	0:13.06 [2] (0:13.06)	5.9L	0:36.71 +2	
8	7	<b>HURACANEVO</b> Michael Rodd	14	63.6	0:11.77	0:36.20 [8] (0:11.84)	0:24.36 [8] (0:11.79)	0:12.57 [8] (0:12.57)	7.26L	0:36.20 +11	
9	13	<b>DELORME</b> Micheal Hellyer	13	64.9	0:11.63	0:36.06 [10] (0:11.63)	0:24.43 [9] (0:11.99)	0:12.44 [9] (0:12.44)	7.88L	0:36.06 +4	
10	14	<b>SIENNA'S AWARD</b> Brooke Ainsworth	4	63.3	0:11.87	0:36.95 [4] (0:12.13)	0:24.82 [6] (0:11.98)	0:12.84 [7] (0:12.84)	8.65L	0:36.95 +11	

Scratched: Yangari (#9), Bak Da Man (#3), Simply Refuse (#11)

[ ] Ranking at each section and finish  
 -:-:- No data available at this section  
 NA No data available

SCN Saddle cloth number  
 DNF Did not finish  
 DNT Did not track



**Doomben QLD Professional**  
**Race 6: EVA AIR BENCHMARK 68 Handicap - 2040m**  
**07 August 2024 - 15:30**



Track Rating: Soft 5, Weather: Overcast, Rail Position: +7m Entire

Section		600m	400m	200m				Last 600m		
Field Times		0:35.86 (0:11.82)	0:24.04 (0:11.71)	0:12.33 (0:12.33)				0:35.86		
Rank	TAB Horse/Jockey	Barrier	Top Speed [km/h]	Fastest Section	Margin		Distance Travelled [m]			
11	8 <b>SNATCH</b>	7	64.2	0:11.99	0:37.27 [9]	0:25.28 [10]	0:12.91 [11]	14.26L	0:37.27	-3
	Samantha Collett		Overall	600m	(0:11.99)	(0:12.37)	(0:12.91)			

Scratched: Yangari (#9), Bak Da Man (#3), Simply Refuse (#11)

[ ] Ranking at each section and finish  
 -:-:- No data available at this section  
 NA No data available

SCN Saddle cloth number  
 DNF Did not finish  
 DNT Did not track



Horse/Jockey Name	Yet He Moves
Final Rank	1
Fastest Section Time (Section)	0:11.44 (400m)
Top Speed [km/h] (Section)	64.2 (Overall)
Race State	Finished



Doomben QLD Professional

Race 6: EVA AIR BENCHMARK 68 Handicap - 2040m

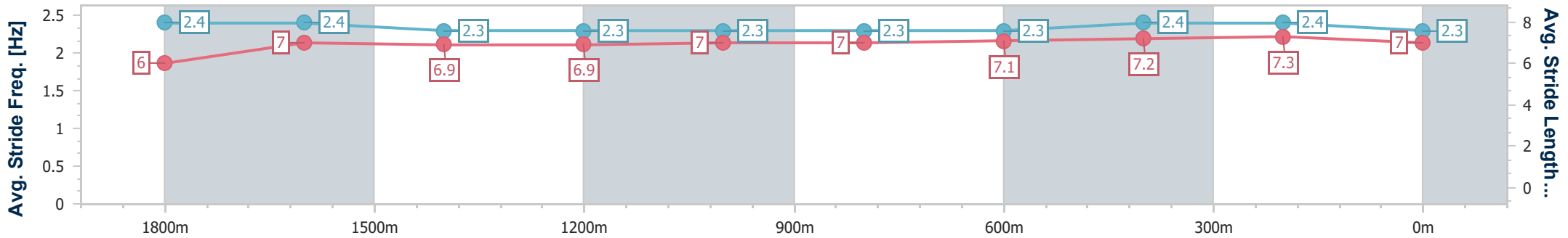
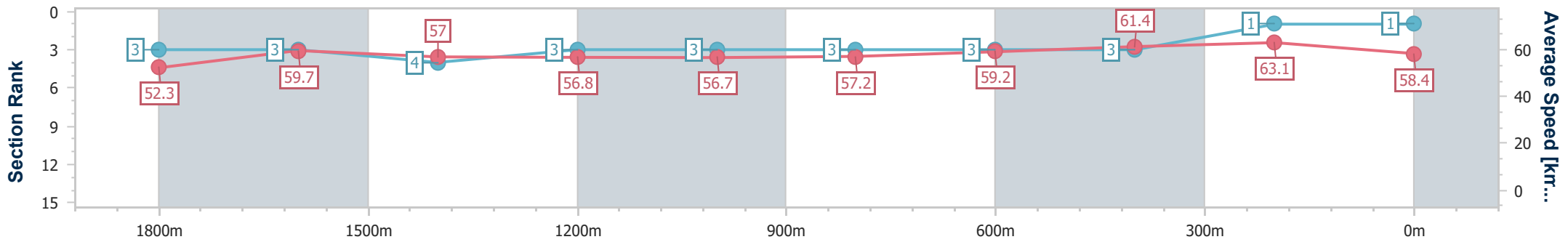
07 August 2024 - 15:30

Track Rating: Soft 5, Weather: Overcast, Rail Position: +7m Entire



BRISBANE RACING CLUB

Section	Overall	1800m	1600m	1400m	1200m	1000m	800m	600m	400m	200m
Section Times	2:06.58 [1] (0:16.52)	1:50.06 [3] (0:11.89)	1:38.17 [3] (0:12.52)	1:25.65 [4] (0:12.60)	1:13.05 [3] (0:12.70)	1:00.35 [3] (0:12.64)	0:47.71 [3] (0:12.20)	0:35.51 [3] (0:11.74)	0:23.77 [3] (0:11.44)	0:12.33 [1] (0:12.33)
Average Speed [km/h]	52.3	59.7	57.0	56.8	56.7	57.2	59.2	61.4	63.1	58.4
Top Speed [km/h]	64.2	63.3	58.4	57.7	57.8	57.9	61.6	62.8	64.1	62.0
Avg. Dist. to Rail [m]	1.2	2.4	1.8	0.9	0.2	0.6	0.6	0.7	1.4	2.3
Avg. Stride Freq. [Hz]	2.4	2.4	2.3	2.3	2.3	2.3	2.3	2.4	2.4	2.3
Avg. Stride Length [m]	6.0	7.0	6.9	6.9	7.0	7.0	7.1	7.2	7.3	7.0



- [ ] Ranking at each section and finish
- .-.- No data available at this section
- NA No data available



Horse/Jockey Name	Savileo
Final Rank	2
Fastest Section Time (Section)	0:11.61 (400m)
Top Speed [km/h] (Section)	63.2 (400m)
Race State	Finished



Doomben QLD Professional

Race 6: EVA AIR BENCHMARK 68 Handicap - 2040m

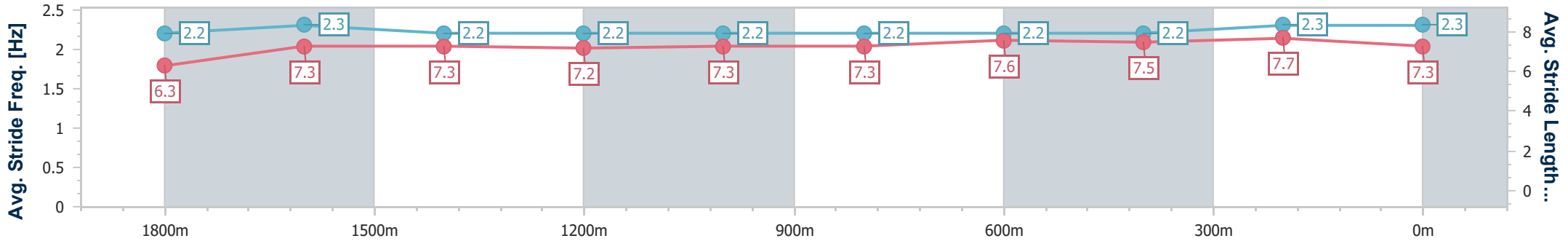
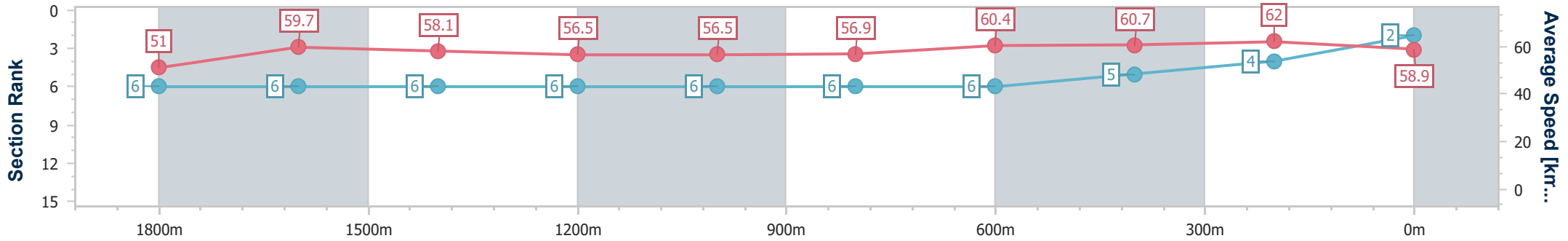
07 August 2024 - 15:30

Track Rating: Soft 5, Weather: Overcast, Rail Position: +7m Entire



BRISBANE RACING CLUB

Section	Overall	1800m	1600m	1400m	1200m	1000m	800m	600m	400m	200m
Section Times	2:06.93 [2] (0:16.96)	1:49.97 [6] (0:11.96)	1:38.01 [6] (0:12.30)	1:25.71 [6] (0:12.62)	1:13.09 [6] (0:12.79)	1:00.30 [6] (0:12.62)	0:47.68 [6] (0:11.96)	0:35.72 [6] (0:11.85)	0:23.87 [5] (0:11.61)	0:12.26 [4] (0:12.26)
Average Speed [km/h]	51.0	59.7	58.1	56.5	56.5	56.9	60.4	60.7	62.0	58.9
Top Speed [km/h]	61.9	61.2	59.0	57.6	57.1	59.4	61.9	62.0	63.2	61.2
Avg. Dist. to Rail [m]	2.9	1.6	1.5	1.2	0.9	0.7	0.3	0.3	1.7	3.3
Avg. Stride Freq. [Hz]	2.2	2.3	2.2	2.2	2.2	2.2	2.2	2.2	2.3	2.3
Avg. Stride Length [m]	6.3	7.3	7.3	7.2	7.3	7.3	7.6	7.5	7.7	7.3



- [ ] Ranking at each section and finish
- .-.- No data available at this section
- NA No data available



Horse/Jockey Name	Security Advisor
Final Rank	3
Fastest Section Time (Section)	0:11.82 (400m)
Top Speed [km/h] (Section)	64.4 (Overall)
Race State	Finished



Doomben QLD Professional

Race 6: EVA AIR BENCHMARK 68 Handicap - 2040m

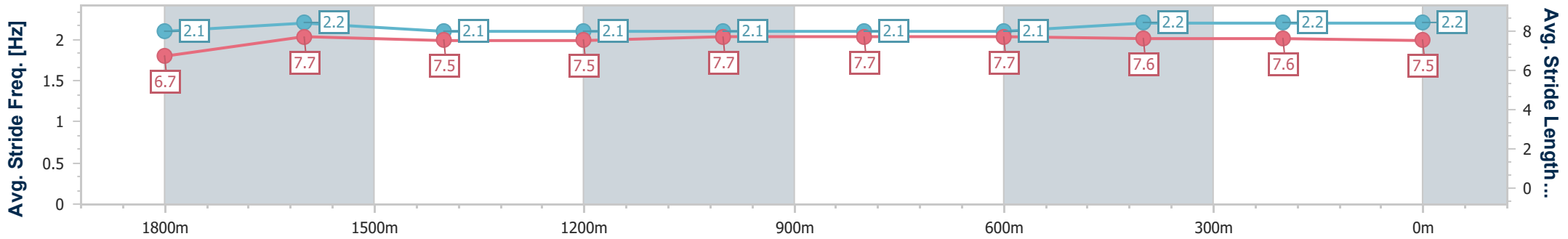
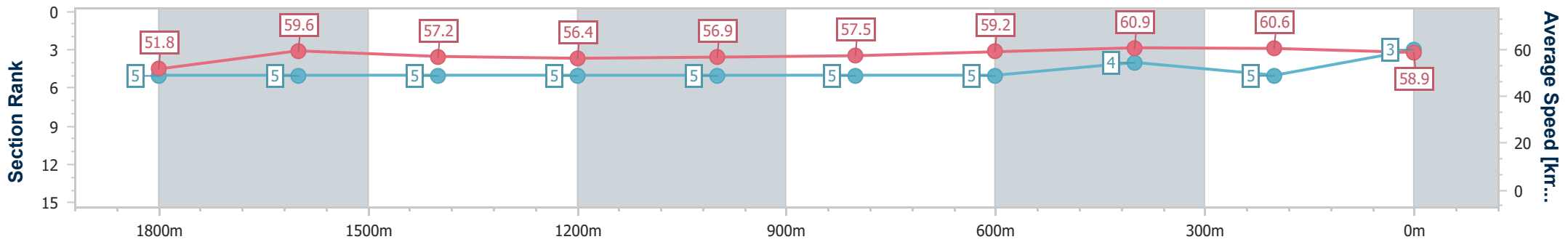
07 August 2024 - 15:30

Track Rating: Soft 5, Weather: Overcast, Rail Position: +7m Entire



BRISBANE RACING CLUB

Section	Overall	1800m	1600m	1400m	1200m	1000m	800m	600m	400m	200m
Section Times	2:07.11 [3] (0:16.71)	1:50.40 [5] (0:11.95)	1:38.45 [5] (0:12.50)	1:25.95 [5] (0:12.63)	1:13.32 [5] (0:12.68)	1:00.64 [5] (0:12.55)	0:48.09 [5] (0:12.18)	0:35.91 [5] (0:11.83)	0:24.08 [4] (0:11.82)	0:12.26 [5] (0:12.26)
Average Speed [km/h]	51.8	59.6	57.2	56.4	56.9	57.5	59.2	60.9	60.6	58.9
Top Speed [km/h]	64.4	64.0	57.7	57.3	57.3	59.8	61.1	61.4	61.5	60.6
Avg. Dist. to Rail [m]	1.8	1.4	1.6	1.3	0.2	0.2	0.7	0.5	1.2	0.9
Avg. Stride Freq. [Hz]	2.1	2.2	2.1	2.1	2.1	2.1	2.1	2.2	2.2	2.2
Avg. Stride Length [m]	6.7	7.7	7.5	7.5	7.7	7.7	7.7	7.6	7.6	7.5



- [ ] Ranking at each section and finish
- .-.- No data available at this section
- NA No data available



Horse/Jockey Name	Grinzing Knight
Final Rank	4
Fastest Section Time (Section)	0:11.74 (1800m)
Top Speed [km/h] (Section)	66.7 (Overall)
Race State	Finished



Doomben QLD Professional

Race 6: EVA AIR BENCHMARK 68 Handicap - 2040m

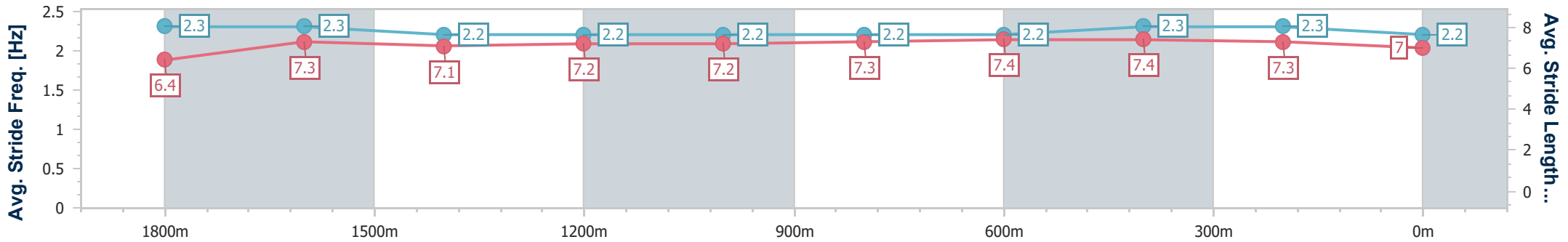
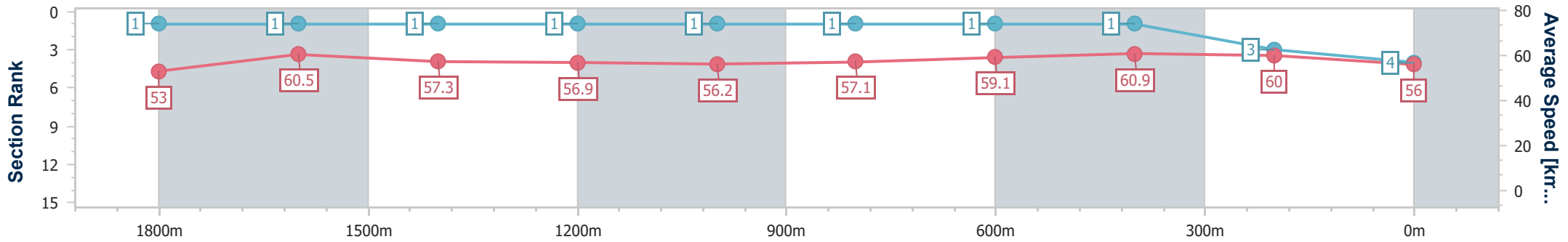
07 August 2024 - 15:30

Track Rating: Soft 5, Weather: Overcast, Rail Position: +7m Entire



BRISBANE RACING CLUB

Section	Overall	1800m	1600m	1400m	1200m	1000m	800m	600m	400m	200m
Section Times	2:07.35 [4] (0:16.34)	1:51.01 [1] (0:11.74)	1:39.27 [1] (0:12.42)	1:26.85 [1] (0:12.59)	1:14.26 [1] (0:12.80)	1:01.46 [1] (0:12.62)	0:48.84 [1] (0:12.21)	0:36.63 [1] (0:11.82)	0:24.81 [1] (0:11.99)	0:12.82 [3] (0:12.82)
Average Speed [km/h]	53.0	60.5	57.3	56.9	56.2	57.1	59.1	60.9	60.0	56.0
Top Speed [km/h]	66.7	65.9	59.0	58.1	56.9	58.3	60.3	61.2	60.9	58.1
Avg. Dist. to Rail [m]	4.4	2.2	2.3	1.0	0.2	0.5	0.6	0.4	1.0	1.0
Avg. Stride Freq. [Hz]	2.3	2.3	2.2	2.2	2.2	2.2	2.2	2.3	2.3	2.2
Avg. Stride Length [m]	6.4	7.3	7.1	7.2	7.2	7.3	7.4	7.4	7.3	7.0



- [ ] Ranking at each section and finish
- .-.-.- No data available at this section
- NA No data available





Horse/Jockey Name	Fernao
Final Rank	5
Fastest Section Time (Section)	0:11.63 (400m)
Top Speed [km/h] (Section)	64.6 (Overall)
Race State	Finished



Doomben QLD Professional

Race 6: EVA AIR BENCHMARK 68 Handicap - 2040m

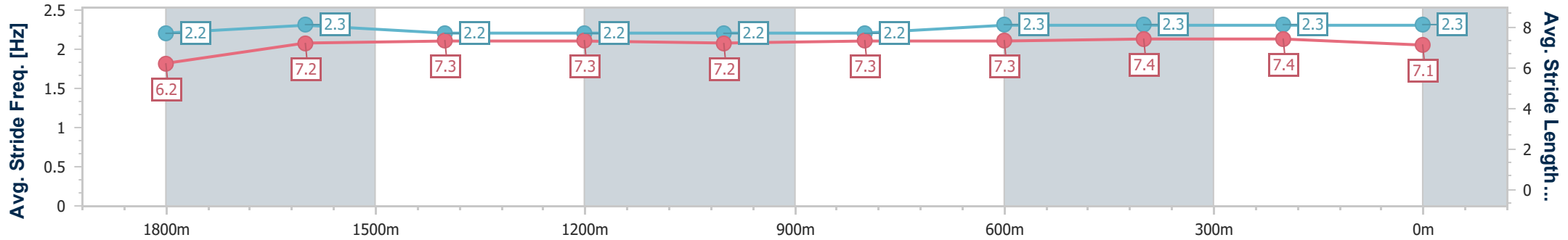
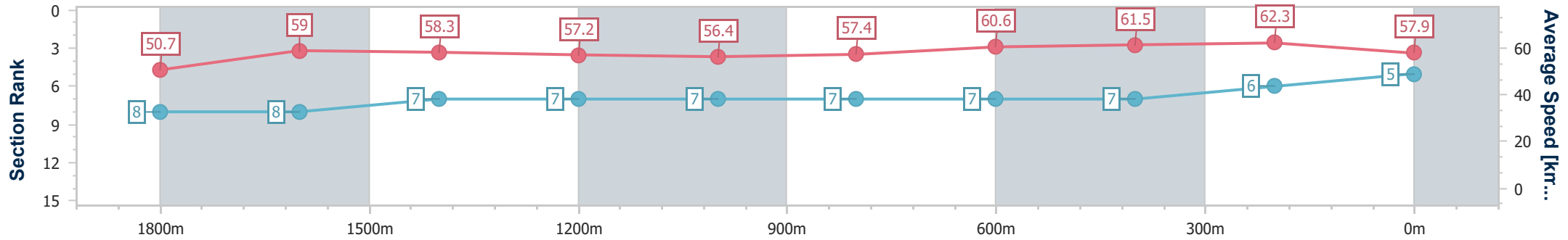
07 August 2024 - 15:30

Track Rating: Soft 5, Weather: Overcast, Rail Position: +7m Entire



BRISBANE RACING CLUB

Section	Overall	1800m	1600m	1400m	1200m	1000m	800m	600m	400m	200m
Section Times	2:07.41 [5] (0:17.07)	1:50.34 [8] (0:12.18)	1:38.16 [8] (0:12.34)	1:25.82 [7] (0:12.56)	1:13.26 [7] (0:12.76)	1:00.50 [7] (0:12.63)	0:47.87 [7] (0:12.01)	0:35.86 [7] (0:11.82)	0:24.04 [7] (0:11.63)	0:12.41 [6] (0:12.41)
Average Speed [km/h]	50.7	59.0	58.3	57.2	56.4	57.4	60.6	61.5	62.3	57.9
Top Speed [km/h]	64.6	62.0	58.5	58.6	56.6	59.9	62.2	62.6	63.1	62.1
Avg. Dist. to Rail [m]	3.4	0.3	0.5	0.3	1.1	1.5	2.1	2.1	3.5	5.5
Avg. Stride Freq. [Hz]	2.2	2.3	2.2	2.2	2.2	2.2	2.3	2.3	2.3	2.3
Avg. Stride Length [m]	6.2	7.2	7.3	7.3	7.2	7.3	7.3	7.4	7.4	7.1



- [ ] Ranking at each section and finish
- .-.- No data available at this section
- NA No data available



Horse/Jockey Name	Farwest
Final Rank	6
Fastest Section Time (Section)	0:11.71 (400m)
Top Speed [km/h] (Section)	62.2 (400m)
Race State	Finished



Doomben QLD Professional

Race 6: EVA AIR BENCHMARK 68 Handicap - 2040m

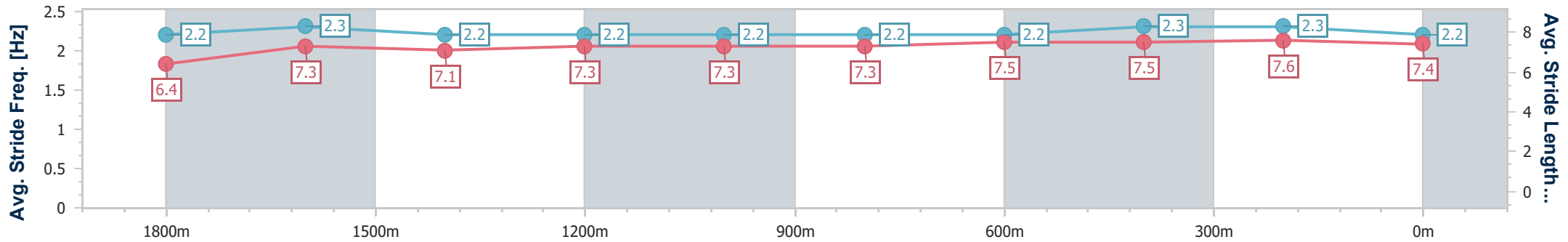
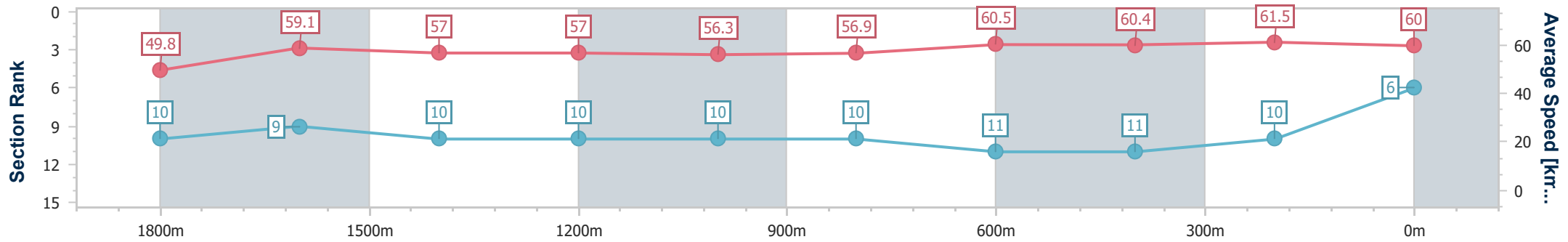
07 August 2024 - 15:30

Track Rating: Soft 5, Weather: Overcast, Rail Position: +7m Entire



BRISBANE RACING CLUB

Section	Overall	1800m	1600m	1400m	1200m	1000m	800m	600m	400m	200m
Section Times	2:07.55 [6] (0:17.34)	1:50.21 [10] (0:12.01)	1:38.20 [9] (0:12.58)	1:25.62 [10] (0:12.57)	1:13.05 [10] (0:12.77)	1:00.28 [10] (0:12.65)	0:47.63 [10] (0:11.96)	0:35.67 [11] (0:11.97)	0:23.70 [11] (0:11.71)	0:11.99 [10] (0:11.99)
Average Speed [km/h]	49.8	59.1	57.0	57.0	56.3	56.9	60.5	60.4	61.5	60.0
Top Speed [km/h]	61.2	61.2	57.9	58.1	56.9	59.3	61.4	61.8	62.2	61.9
Avg. Dist. to Rail [m]	4.4	1.9	1.3	0.7	0.4	0.2	0.7	0.6	1.6	3.6
Avg. Stride Freq. [Hz]	2.2	2.3	2.2	2.2	2.2	2.2	2.2	2.3	2.3	2.2
Avg. Stride Length [m]	6.4	7.3	7.1	7.3	7.3	7.3	7.5	7.5	7.6	7.4



- [ ] Ranking at each section and finish
- .-.- No data available at this section
- NA No data available



Horse/Jockey Name	Grecian Lass
Final Rank	7
Fastest Section Time (Section)	0:11.77 (600m)
Top Speed [km/h] (Section)	63.7 (Overall)
Race State	Finished



Doomben QLD Professional

Race 6: EVA AIR BENCHMARK 68 Handicap - 2040m

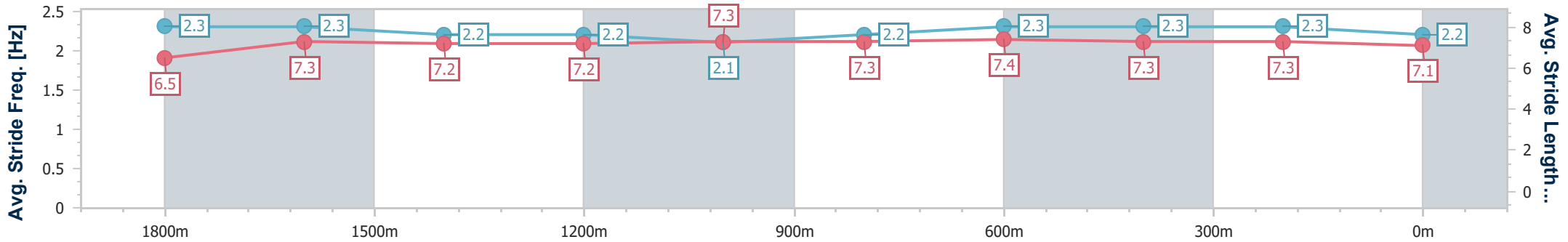
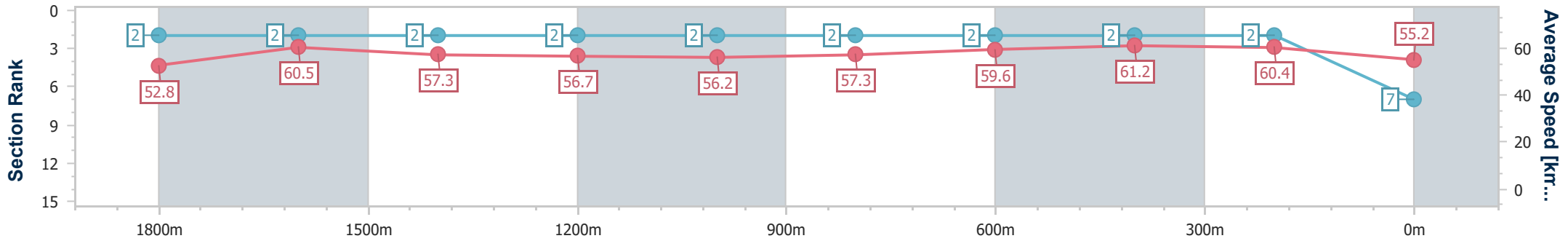
07 August 2024 - 15:30

Track Rating: Soft 5, Weather: Overcast, Rail Position: +7m Entire



BRISBANE RACING CLUB

Section	Overall	1800m	1600m	1400m	1200m	1000m	800m	600m	400m	200m
Section Times	2:07.58 [7] (0:16.41)	1:51.17 [2] (0:11.81)	1:39.36 [2] (0:12.49)	1:26.87 [2] (0:12.67)	1:14.20 [2] (0:12.81)	1:01.39 [2] (0:12.59)	0:48.80 [2] (0:12.09)	0:36.71 [2] (0:11.77)	0:24.94 [2] (0:11.88)	0:13.06 [2] (0:13.06)
Average Speed [km/h]	52.8	60.5	57.3	56.7	56.2	57.3	59.6	61.2	60.4	55.2
Top Speed [km/h]	63.7	63.1	59.0	57.5	57.3	58.7	60.9	62.4	61.9	58.4
Avg. Dist. to Rail [m]	0.8	0.9	0.7	0.6	0.5	0.9	0.2	0.4	0.6	2.4
Avg. Stride Freq. [Hz]	2.3	2.3	2.2	2.2	2.1	2.2	2.3	2.3	2.3	2.2
Avg. Stride Length [m]	6.5	7.3	7.2	7.2	7.3	7.3	7.4	7.3	7.3	7.1



- [ ] Ranking at each section and finish
- .-.- No data available at this section
- NA No data available



Horse/Jockey Name	Huracanevo
Final Rank	8
Fastest Section Time (Section)	0:11.77 (800m)
Top Speed [km/h] (Section)	63.6 (800m)
Race State	Finished



Doomben QLD Professional

Race 6: EVA AIR BENCHMARK 68 Handicap - 2040m

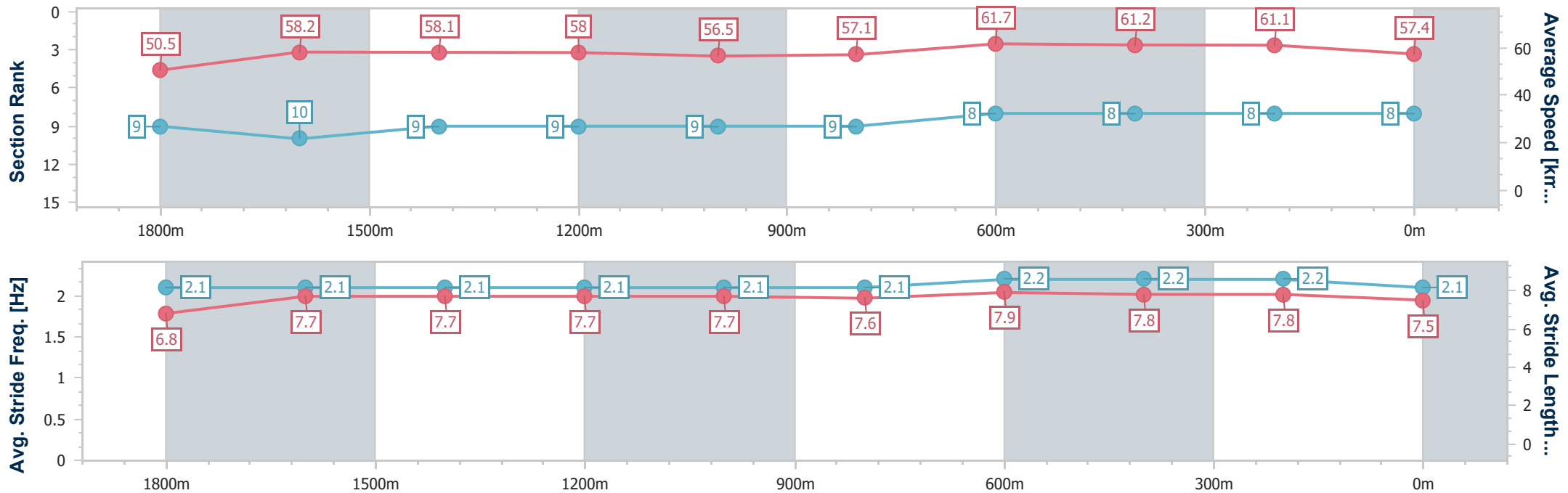
07 August 2024 - 15:30

Track Rating: Soft 5, Weather: Overcast, Rail Position: +7m Entire



BRISBANE RACING CLUB

Section	Overall	1800m	1600m	1400m	1200m	1000m	800m	600m	400m	200m
Section Times	2:07.81 [8] (0:17.16)	1:50.65 [9] (0:12.38)	1:38.27 [10] (0:12.38)	1:25.89 [9] (0:12.48)	1:13.41 [9] (0:12.71)	1:00.70 [9] (0:12.73)	0:47.97 [9] (0:11.77)	0:36.20 [8] (0:11.84)	0:24.36 [8] (0:11.79)	0:12.57 [8] (0:12.57)
Average Speed [km/h]	50.5	58.2	58.1	58.0	56.5	57.1	61.7	61.2	61.1	57.4
Top Speed [km/h]	62.8	60.8	59.0	59.1	58.2	59.7	63.6	62.9	61.9	59.9
Avg. Dist. to Rail [m]	5.5	0.9	0.7	0.6	1.7	2.4	2.2	1.1	0.4	0.5
Avg. Stride Freq. [Hz]	2.1	2.1	2.1	2.1	2.1	2.1	2.2	2.2	2.2	2.1
Avg. Stride Length [m]	6.8	7.7	7.7	7.7	7.7	7.6	7.9	7.8	7.8	7.5



- [ ] Ranking at each section and finish
- .-.- No data available at this section
- NA No data available



Horse/Jockey Name	Delorme
Final Rank	9
Fastest Section Time (Section)	0:11.63 (600m)
Top Speed [km/h] (Section)	64.9 (800m)
Race State	Finished



Doomben QLD Professional

Race 6: EVA AIR BENCHMARK 68 Handicap - 2040m

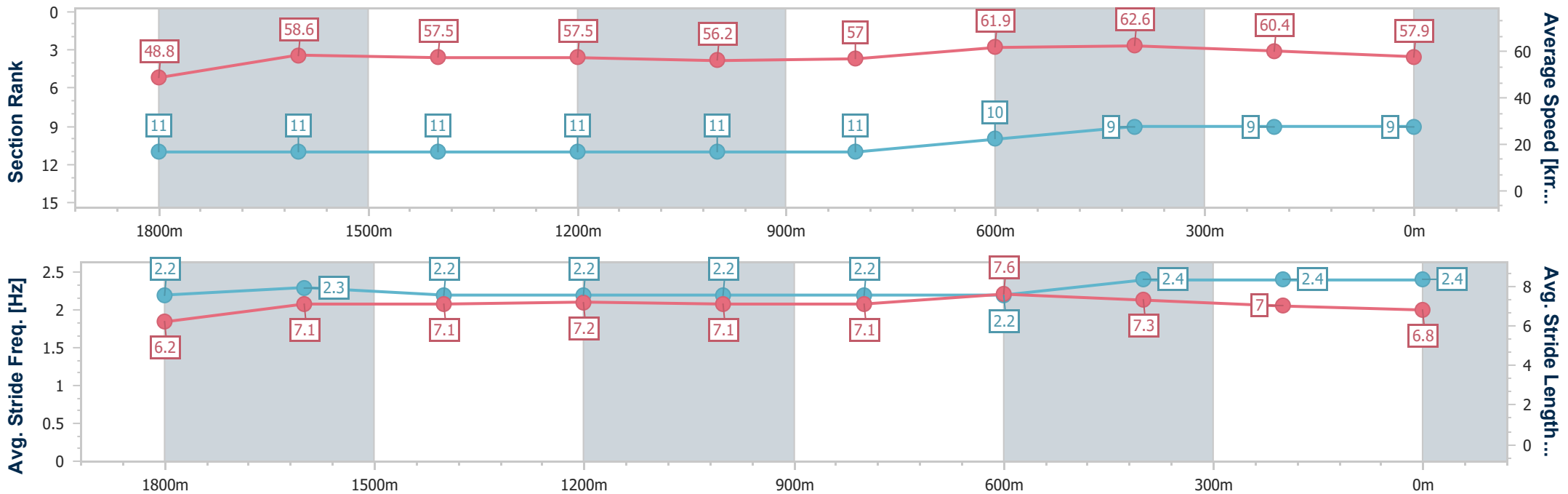
07 August 2024 - 15:30

Track Rating: Soft 5, Weather: Overcast, Rail Position: +7m Entire



BRISBANE RACING CLUB

Section	Overall	1800m	1600m	1400m	1200m	1000m	800m	600m	400m	200m
Section Times	2:07.92 [9] (0:17.67)	1:50.25 [11] (0:12.13)	1:38.12 [11] (0:12.40)	1:25.72 [11] (0:12.49)	1:13.23 [11] (0:12.83)	1:00.40 [11] (0:12.68)	0:47.72 [11] (0:11.66)	0:36.06 [10] (0:11.63)	0:24.43 [9] (0:11.99)	0:12.44 [9] (0:12.44)
Average Speed [km/h]	48.8	58.6	57.5	57.5	56.2	57.0	61.9	62.6	60.4	57.9
Top Speed [km/h]	61.8	60.4	58.4	59.5	57.0	58.0	64.9	64.1	61.4	60.7
Avg. Dist. to Rail [m]	4.8	1.9	2.2	0.8	1.7	1.6	1.0	1.8	3.7	6.8
Avg. Stride Freq. [Hz]	2.2	2.3	2.2	2.2	2.2	2.2	2.2	2.4	2.4	2.4
Avg. Stride Length [m]	6.2	7.1	7.1	7.2	7.1	7.1	7.6	7.3	7.0	6.8



- [ ] Ranking at each section and finish
- .-.- No data available at this section
- NA No data available



Horse/Jockey Name	Sienna's Award
Final Rank	10
Fastest Section Time (Section)	0:11.87 (1800m)
Top Speed [km/h] (Section)	63.3 (Overall)
Race State	Finished



Doomben QLD Professional

Race 6: EVA AIR BENCHMARK 68 Handicap - 2040m

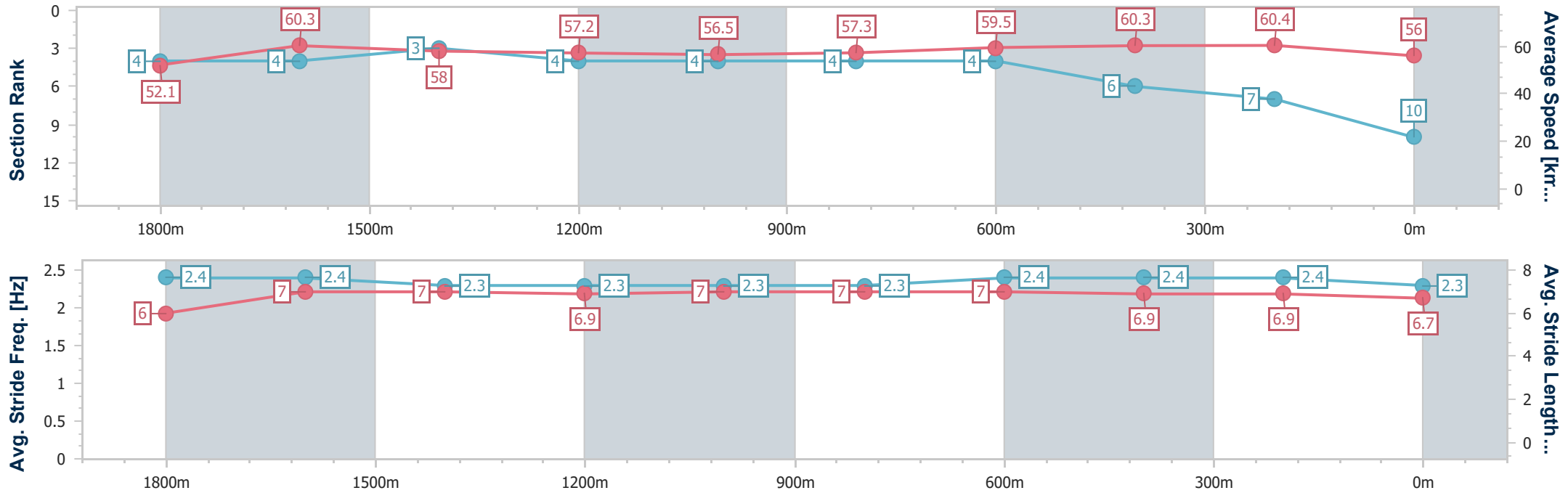
07 August 2024 - 15:30

Track Rating: Soft 5, Weather: Overcast, Rail Position: +7m Entire



BRISBANE RACING CLUB

Section	Overall	1800m	1600m	1400m	1200m	1000m	800m	600m	400m	200m
Section Times	2:08.05 [10] (0:16.62)	1:51.43 [4] (0:11.87)	1:39.56 [4] (0:12.42)	1:27.14 [3] (0:12.65)	1:14.49 [4] (0:12.75)	1:01.74 [4] (0:12.58)	0:49.16 [4] (0:12.21)	0:36.95 [4] (0:12.13)	0:24.82 [6] (0:11.98)	0:12.84 [7] (0:12.84)
Average Speed [km/h]	52.1	60.3	58.0	57.2	56.5	57.3	59.5	60.3	60.4	56.0
Top Speed [km/h]	63.3	63.0	59.2	58.1	57.1	60.3	61.4	61.2	61.9	58.2
Avg. Dist. to Rail [m]	2.0	0.5	0.8	0.3	1.3	1.5	1.8	2.6	3.2	5.5
Avg. Stride Freq. [Hz]	2.4	2.4	2.3	2.3	2.3	2.3	2.4	2.4	2.4	2.3
Avg. Stride Length [m]	6.0	7.0	7.0	6.9	7.0	7.0	7.0	6.9	6.9	6.7



- [ ] Ranking at each section and finish
- .-.- No data available at this section
- NA No data available



Horse/Jockey Name	Snatch
Final Rank	11
Fastest Section Time (Section)	0:11.99 (600m)
Top Speed [km/h] (Section)	64.2 (Overall)
Race State	Finished



Doomben QLD Professional

Race 6: EVA AIR BENCHMARK 68 Handicap - 2040m

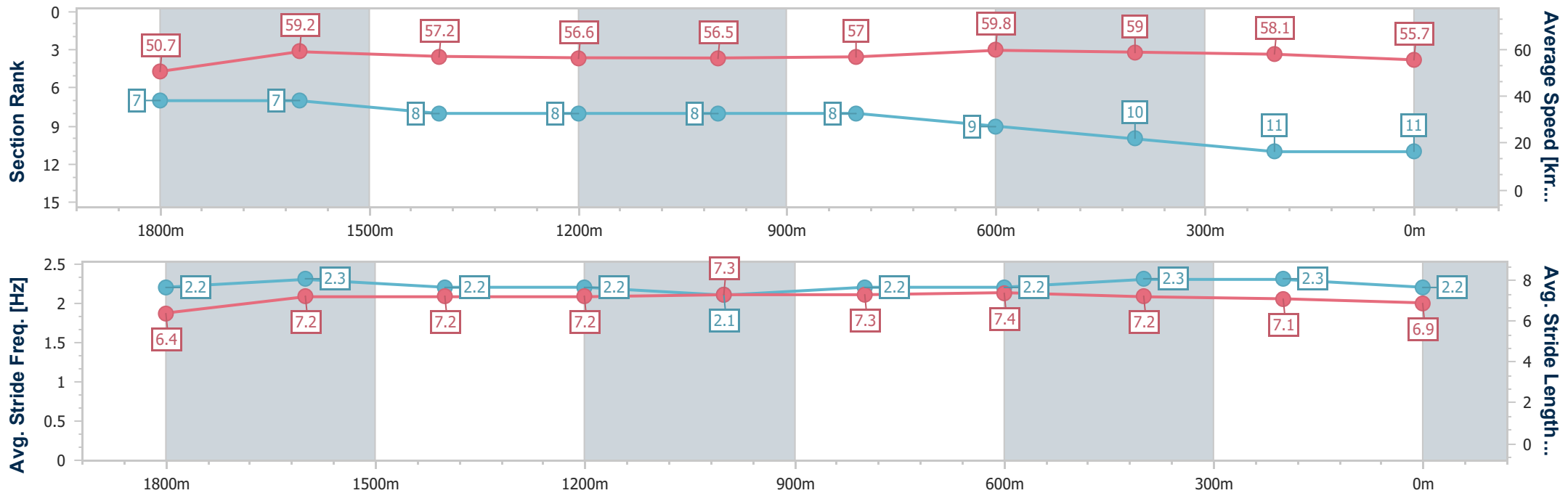
07 August 2024 - 15:30

Track Rating: Soft 5, Weather: Overcast, Rail Position: +7m Entire



BRISBANE RACING CLUB

Section	Overall	1800m	1600m	1400m	1200m	1000m	800m	600m	400m	200m
Section Times	2:09.00 [11] (0:17.06)	1:51.94 [7] (0:12.03)	1:39.91 [7] (0:12.52)	1:27.39 [8] (0:12.62)	1:14.77 [8] (0:12.77)	1:02.00 [8] (0:12.63)	0:49.37 [8] (0:12.10)	0:37.27 [9] (0:11.99)	0:25.28 [10] (0:12.37)	0:12.91 [11] (0:12.91)
Average Speed [km/h]	50.7	59.2	57.2	56.6	56.5	57.0	59.8	59.0	58.1	55.7
Top Speed [km/h]	64.2	64.1	58.4	58.7	57.1	59.9	61.0	61.4	58.5	57.4
Avg. Dist. to Rail [m]	2.9	1.0	1.6	1.0	0.7	1.5	0.9	2.5	1.0	0.6
Avg. Stride Freq. [Hz]	2.2	2.3	2.2	2.2	2.1	2.2	2.2	2.3	2.3	2.2
Avg. Stride Length [m]	6.4	7.2	7.2	7.2	7.3	7.3	7.4	7.2	7.1	6.9



- [ ] Ranking at each section and finish
- .-.- No data available at this section
- NA No data available