



Townsville QLD Professional

Race 7: LADBROKES TOWNSVILLE CUP - 2000m

03 August 2024 - 16:04



Track Rating: Good 4, Weather: Fine, Rail Position: True

| Section | | Overall | 1800m | 1600m | 1400m | 1200m | 1000m | 800m | Last 600m | | | | | |
|-------------|-----|--|----------------------|----------------------|----------------------|---------------------------|---------------------------|---------------------------|---------------------------|---------------------------|---------------------------|---------------------------|------------------------|----|
| Field Times | | 2:01.77 (0:13.57) | 1:48.20 (0:11.71) | 1:36.49 (0:12.21) | 1:24.28 (0:11.87) | 1:12.41 (0:11.85) | 1:00.56 (0:11.58) | 0:48.98 (0:11.31) | 0:37.67 | | | | | |
| Rank | TAB | Horse/Jockey | Barrier | Top Speed [km/h] | Fastest Section | | | | | | | | Distance Travelled [m] | |
| 1 | 2 | WARP SPEED Michael Cahill | 13 | 64.8 800m | 0:11.33 800m | 2:01.77 [1] (0:13.67) | 1:48.10 [3] (0:12.00) | 1:36.10 [4] (0:12.42) | 1:23.68 [4] (0:11.91) | 1:11.77 [4] (0:11.73) | 1:00.04 [4] (0:11.64) | 0:48.40 [5] (0:11.33) | 0:37.07 | |
| 2 | 12 | FORTIFIED Lacey Morrison | 11 | 66.1 800m | 0:11.18 800m | 2:02.03 [2] (0:14.12) | 1:47.91 [10] (0:12.19) | 1:35.72 [11] (0:12.79) | 1:22.93 [11] (0:11.86) | 1:11.07 [11] (0:11.69) | 0:59.38 [11] (0:11.67) | 0:47.71 [10] (0:11.18) | 0:36.53 | +0 |
| 3 | 7 | MAJOR ARTIE Sean Cormack | 8 | 66.5 800m | 0:11.14 800m | 2:02.11 [3] (0:14.37) | 1:47.74 [12] (0:11.86) | 1:35.88 [10] (0:12.56) | 1:23.32 [9] (0:11.90) | 1:11.42 [9] (0:11.75) | 0:59.67 [9] (0:11.77) | 0:47.90 [9] (0:11.14) | 0:36.76 | +1 |
| 4 | 3 | THIRD REALM Pietro Romeo | 2 | 64.7 1800m | 0:11.38 800m | 2:02.24 [4] (0:13.83) | 1:48.41 [5] (0:11.89) | 1:36.52 [5] (0:12.44) | 1:24.08 [5] (0:11.85) | 1:12.23 [5] (0:11.76) | 1:00.47 [5] (0:11.56) | 0:48.91 [4] (0:11.38) | 0:37.53 | -2 |
| 5 | 10 | SAYL Shannon Apthorpe | 5 | 64.2 1000m | 0:11.37 800m | 2:02.35 [5] (0:14.04) | 1:48.31 [9] (0:11.82) | 1:36.49 [6] (0:12.63) | 1:23.86 [6] (0:12.00) | 1:11.86 [7] (0:11.69) | 1:00.17 [7] (0:11.67) | 0:48.50 [7] (0:11.37) | 0:37.13 | -4 |
| 6 | 14 | TWO SMOKIN BARRELS Nathan Thomas | 6 | 64.9 800m | 0:11.30 800m | 2:02.38 [6] (0:13.86) | 1:48.52 [6] (0:12.04) | 1:36.48 [7] (0:12.62) | 1:23.86 [7] (0:11.79) | 1:12.07 [6] (0:11.76) | 1:00.31 [6] (0:11.63) | 0:48.68 [6] (0:11.30) | 0:37.38 | +2 |
| 7 | 13 | MOOLOOLABA Ron Stewart | 3 | 65.4 800m | 0:11.31 800m | 2:02.46 [7] (0:13.57) | 1:48.89 [1] (0:11.71) | 1:37.18 [1] (0:12.21) | 1:24.97 [1] (0:11.87) | 1:13.10 [1] (0:11.85) | 1:01.25 [1] (0:11.58) | 0:49.67 [1] (0:11.31) | 0:38.36 | -5 |
| 8 | 4 | ANDALUS Adrian Layt | 7 | 65.3 800m | 0:11.26 800m | 2:02.91 [8] (0:14.03) | 1:48.88 [8] (0:11.96) | 1:36.92 [8] (0:12.79) | 1:24.13 [8] (0:11.86) | 1:12.27 [8] (0:11.69) | 1:00.58 [8] (0:11.63) | 0:48.95 [8] (0:11.26) | 0:37.69 | +1 |
| 9 | 11 | SUCH A WHIT Chelsea Jokic | 4 | 65.3 800m | 0:11.37 800m | 2:03.34 [9] (0:13.88) | 1:49.46 [7] (0:12.16) | 1:37.30 [9] (0:12.81) | 1:24.49 [10] (0:11.97) | 1:12.52 [10] (0:11.73) | 1:00.79 [10] (0:11.92) | 0:48.87 [11] (0:11.37) | 0:37.50 | +3 |
| 10 | 6 | CASTILE Chris Whiteley | 1 | 64.3 1000m | 0:11.42 800m | 2:03.37 [10] (0:13.80) | 1:49.57 [4] (0:11.79) | 1:37.78 [3] (0:12.32) | 1:25.46 [3] (0:11.84) | 1:13.62 [3] (0:11.73) | 1:01.89 [3] (0:11.61) | 0:50.28 [3] (0:11.42) | 0:38.86 | -7 |

Scratched: Armour Force (#5), Southern Stock (#9)

[] Ranking at each section and finish
 -:-:- No data available at this section
 NA No data available

SCN Saddle cloth number
 DNF Did not finish
 DNT Did not track



Townsville QLD Professional
Race 7: LADBROKES TOWNSVILLE CUP - 2000m
03 August 2024 - 16:04



Track Rating: Good 4, Weather: Fine, Rail Position: True

| Section | | Overall | 1800m | 1600m | 1400m | 1200m | 1000m | 800m | Last 600m | | | | | |
|-------------|---|----------------------|----------------------|----------------------|---------------------------|---------------------------|---------------------------|---------------------------|---------------------------|---------------------------|---------------------------|---------|----|------------------------|
| Field Times | | 2:01.77 (0:13.57) | 1:48.20 (0:11.71) | 1:36.49 (0:12.21) | 1:24.28 (0:11.87) | 1:12.41 (0:11.85) | 1:00.56 (0:11.58) | 0:48.98 (0:11.31) | 0:37.67 | | | | | |
| Rank | TAB Horse/Jockey | Barrier | Top Speed [km/h] | Fastest Section | | | | | | | | | | Distance Travelled [m] |
| 11 | 15 I SAY BOOM Isabella Teh | 15 | 63.5 600m | 0:11.53 800m | 2:03.96 [11] (0:14.31) | 1:49.65 [11] (0:12.27) | 1:37.38 [12] (0:12.80) | 1:24.58 [12] (0:11.99) | 1:12.59 [12] (0:11.56) | 1:01.03 [12] (0:11.75) | 0:49.28 [12] (0:11.53) | 0:37.75 | +1 | |
| 12 | 8 OLYMPIC KORCHNOI Tyler Leslight | 10 | 64.9 1800m | 0:11.47 800m | 2:04.31 [12] (0:13.64) | 1:50.67 [2] (0:11.83) | 1:38.84 [2] (0:12.29) | 1:26.55 [2] (0:11.90) | 1:14.65 [2] (0:11.77) | 1:02.88 [2] (0:11.60) | 0:51.28 [2] (0:11.47) | 0:39.81 | -2 | |
| 13 | 1 NAMAZU Ashley Butler | 12 | 53.7 1200m | 0:13.57 1200m | 2:26.20 [13] (0:14.56) | 2:11.64 [13] (0:14.55) | 1:57.09 [13] (0:14.43) | 1:42.66 [13] (0:13.73) | 1:28.93 [13] (0:13.57) | 1:15.36 [13] (0:13.77) | 1:01.59 [13] (0:13.71) | 0:47.88 | +4 | |

Scratched: Armour Force (#5), Southern Stock (#9)

[] Ranking at each section and finish
 -:-:- No data available at this section
 NA No data available

SCN Saddle cloth number
 DNF Did not finish
 DNT Did not track



Townsville QLD Professional

Race 7: LADBROKES TOWNSVILLE CUP - 2000m



03 August 2024 - 16:04

Track Rating: Good 4, Weather: Fine, Rail Position: True

| Section | | | | 600m | 400m | 200m | | | Last 600m | |
|-------------|-----|--|---------|----------------------|----------------------|---------------------------|---------------------------|---------------------------|------------------------|------------|
| Field Times | | | | 0:37.67 (0:12.15) | 0:25.52 (0:12.77) | 0:12.75 (0:12.75) | | | 0:37.67 | |
| Rank | TAB | Horse/Jockey | Barrier | Top Speed [km/h] | Fastest Section | Margin | | | Distance Travelled [m] | |
| 1 | 2 | WARP SPEED Michael Cahill | 13 | 64.8 800m | 0:11.33 800m | 0:37.07 [4] (0:11.81) | 0:25.26 [2] (0:12.51) | 0:12.75 [1] (0:12.75) | 2:01.77 | 0:37.07 |
| 2 | 12 | FORTIFIED Lacey Morrison | 11 | 66.1 800m | 0:11.18 800m | 0:36.53 [10] (0:11.83) | 0:24.70 [10] (0:12.16) | 0:12.54 [7] (0:12.54) | 1.52L | 0:36.53 +0 |
| 3 | 7 | MAJOR ARTIE Sean Cormack | 8 | 66.5 800m | 0:11.14 800m | 0:36.76 [9] (0:11.63) | 0:25.13 [7] (0:12.15) | 0:12.98 [3] (0:12.98) | 2L | 0:36.76 +1 |
| 4 | 3 | THIRD REALM Pietro Romeo | 2 | 64.7 1800m | 0:11.38 800m | 0:37.53 [5] (0:11.90) | 0:25.63 [3] (0:12.52) | 0:13.11 [3] (0:13.11) | 2.78L | 0:37.53 -2 |
| 5 | 10 | SAYL Shannon Apthorpe | 5 | 64.2 1000m | 0:11.37 800m | 0:37.13 [7] (0:11.88) | 0:25.25 [8] (0:12.37) | 0:12.88 [6] (0:12.88) | 3.41L | 0:37.13 -4 |
| 6 | 14 | TWO SMOKIN BARRELS Nathan Thomas | 6 | 64.9 800m | 0:11.30 800m | 0:37.38 [6] (0:11.93) | 0:25.45 [6] (0:12.43) | 0:13.02 [5] (0:13.02) | 3.58L | 0:37.38 +2 |
| 7 | 13 | MOOLOOLABA Ron Stewart | 3 | 65.4 800m | 0:11.31 800m | 0:38.36 [1] (0:12.15) | 0:26.21 [1] (0:12.83) | 0:13.38 [2] (0:13.38) | 4.05L | 0:38.36 -5 |
| 8 | 4 | ANDALUS Adrian Layt | 7 | 65.3 800m | 0:11.26 800m | 0:37.69 [8] (0:11.96) | 0:25.73 [9] (0:12.42) | 0:13.31 [8] (0:13.31) | 6.7L | 0:37.69 +1 |
| 9 | 11 | SUCH A WHIT Chelsea Jokic | 4 | 65.3 800m | 0:11.37 800m | 0:37.50 [11] (0:11.89) | 0:25.61 [11] (0:12.31) | 0:13.30 [11] (0:13.30) | 9.22L | 0:37.50 +3 |
| 10 | 6 | CASTILE Chris Whiteley | 1 | 64.3 1000m | 0:11.42 800m | 0:38.86 [3] (0:12.36) | 0:26.50 [5] (0:12.79) | 0:13.71 [9] (0:13.71) | 9.39L | 0:38.86 -7 |

Scratched: Armour Force (#5), Southern Stock (#9)

[] Ranking at each section and finish
 -:-:- No data available at this section
 NA No data available

SCN Saddle cloth number
 DNF Did not finish
 DNT Did not track



Townsville QLD Professional

Race 7: LADBROKES TOWNSVILLE CUP - 2000m



03 August 2024 - 16:04

Track Rating: Good 4, Weather: Fine, Rail Position: True

| Section | | 600m | 400m | 200m | | | | Last 600m | | |
|-------------|--------------------------------------|----------------------|----------------------|----------------------|---------------------------|---------------------------|---------------------------|------------------------|---------|----|
| Field Times | | 0:37.67 (0:12.15) | 0:25.52 (0:12.77) | 0:12.75 (0:12.75) | | | | 0:37.67 | | |
| Rank | TAB Horse/Jockey | Barrier | Top Speed [km/h] | Fastest Section | Margin | | | Distance Travelled [m] | | |
| 11 | 15 I SAY BOOM Isabella Teh | 15 | 63.5 600m | 0:11.53 800m | 0:37.75 [12] (0:12.01) | 0:25.74 [12] (0:12.62) | 0:13.12 [12] (0:13.12) | 12.85L | 0:37.75 | +1 |
| 12 | 8 OLYMPIC KORCHNOI Tyler Leslight | 10 | 64.9 1800m | 0:11.47 800m | 0:39.81 [2] (0:12.31) | 0:27.50 [4] (0:12.89) | 0:14.61 [10] (0:14.61) | 14.95L | 0:39.81 | -2 |
| 13 | 1 NAMAZU Ashley Butler | 12 | 53.7 1200m | 0:13.57 1200m | 0:47.88 [13] (0:14.55) | 0:33.33 [13] (0:15.01) | 0:18.32 [13] (0:18.32) | 143.67L | 0:47.88 | +4 |

Scratched: Armour Force (#5), Southern Stock (#9)

[] Ranking at each section and finish
 -:-:-:- No data available at this section
 NA No data available

SCN Saddle cloth number
 DNF Did not finish
 DNT Did not track



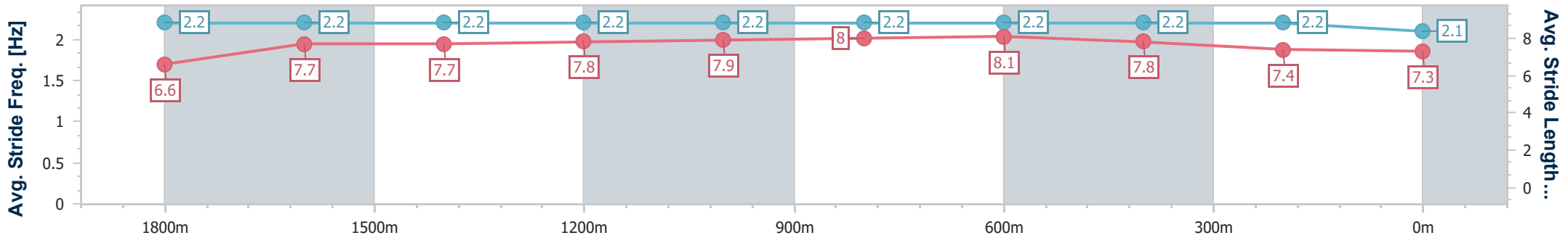
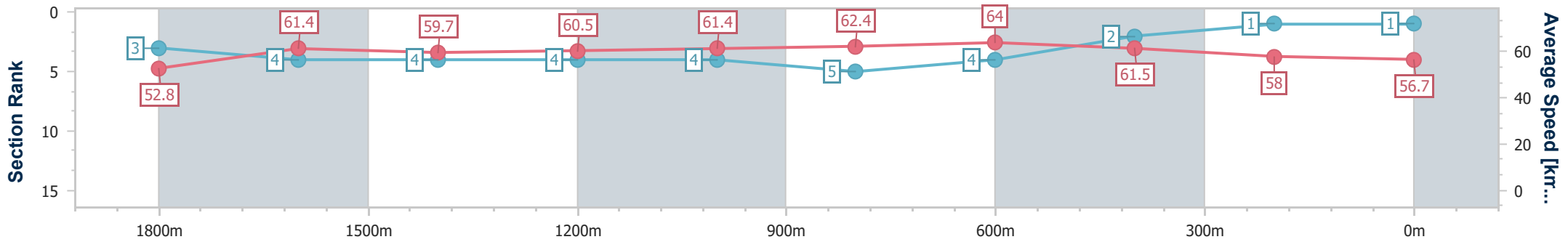
| | |
|--------------------------------|----------------|
| Horse/Jockey Name | Warp Speed |
| Final Rank | 1 |
| Fastest Section Time (Section) | 0:11.33 (800m) |
| Top Speed [km/h] (Section) | 64.8 (800m) |
| Race State | Finished |



Townsville QLD Professional
 Race 7: LADBROKES TOWNSVILLE CUP - 2000m
 03 August 2024 - 16:04
 Track Rating: Good 4, Weather: Fine, Rail Position: True



| Section | Overall | 1800m | 1600m | 1400m | 1200m | 1000m | 800m | 600m | 400m | 200m |
|------------------------|--------------------------|--------------------------|--------------------------|--------------------------|--------------------------|--------------------------|--------------------------|--------------------------|--------------------------|--------------------------|
| Section Times | 2:01.77 [1] (0:13.67) | 1:48.10 [3] (0:12.00) | 1:36.10 [4] (0:12.42) | 1:23.68 [4] (0:11.91) | 1:11.77 [4] (0:11.73) | 1:00.04 [4] (0:11.64) | 0:48.40 [5] (0:11.33) | 0:37.07 [4] (0:11.81) | 0:25.26 [2] (0:12.51) | 0:12.75 [1] (0:12.75) |
| Average Speed [km/h] | 52.8 | 61.4 | 59.7 | 60.5 | 61.4 | 62.4 | 64.0 | 61.5 | 58.0 | 56.7 |
| Top Speed [km/h] | 62.5 | 63.7 | 61.0 | 61.4 | 62.2 | 64.5 | 64.8 | 63.8 | 59.0 | 59.0 |
| Avg. Dist. to Rail [m] | 15.2 | 7.1 | 3.9 | 1.0 | 1.4 | 1.2 | 1.6 | 2.1 | 4.1 | 5.3 |
| Avg. Stride Freq. [Hz] | 2.2 | 2.2 | 2.2 | 2.2 | 2.2 | 2.2 | 2.2 | 2.2 | 2.2 | 2.1 |
| Avg. Stride Length [m] | 6.6 | 7.7 | 7.7 | 7.8 | 7.9 | 8.0 | 8.1 | 7.8 | 7.4 | 7.3 |



- [] Ranking at each section and finish
- .-.- No data available at this section
- NA No data available



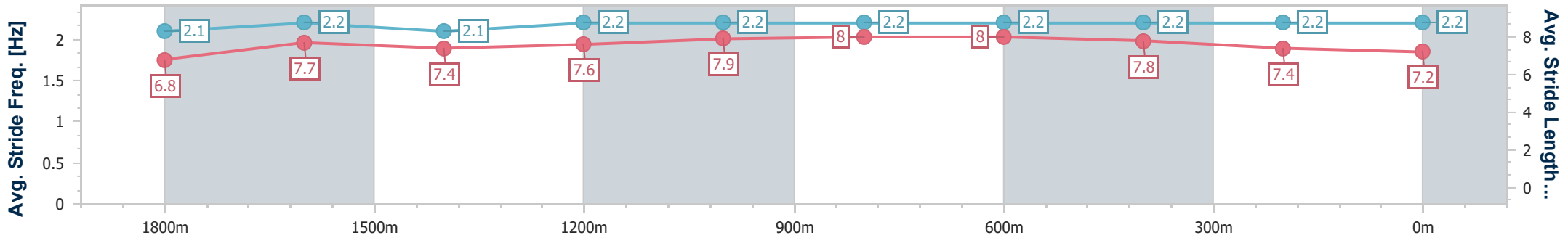
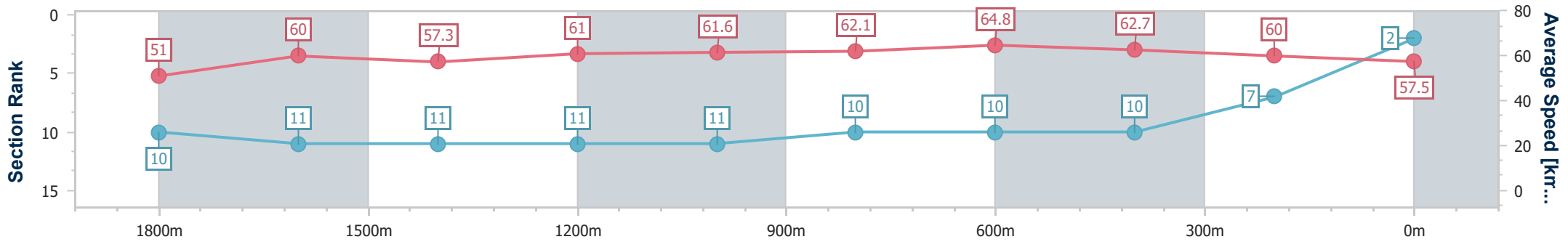
| | |
|--------------------------------|----------------|
| Horse/Jockey Name | Fortified |
| Final Rank | 2 |
| Fastest Section Time (Section) | 0:11.18 (800m) |
| Top Speed [km/h] (Section) | 66.1 (800m) |
| Race State | Finished |



Townsville QLD Professional
 Race 7: LADBROKES TOWNSVILLE CUP - 2000m
 03 August 2024 - 16:04
 Track Rating: Good 4, Weather: Fine, Rail Position: True



| Section | Overall | 1800m | 1600m | 1400m | 1200m | 1000m | 800m | 600m | 400m | 200m |
|------------------------|--------------------------|---------------------------|---------------------------|---------------------------|---------------------------|---------------------------|---------------------------|---------------------------|---------------------------|--------------------------|
| Section Times | 2:02.03 [2] (0:14.12) | 1:47.91 [10] (0:12.19) | 1:35.72 [11] (0:12.79) | 1:22.93 [11] (0:11.86) | 1:11.07 [11] (0:11.69) | 0:59.38 [11] (0:11.67) | 0:47.71 [10] (0:11.18) | 0:36.53 [10] (0:11.83) | 0:24.70 [10] (0:12.16) | 0:12.54 [7] (0:12.54) |
| Average Speed [km/h] | 51.0 | 60.0 | 57.3 | 61.0 | 61.6 | 62.1 | 64.8 | 62.7 | 60.0 | 57.5 |
| Top Speed [km/h] | 59.5 | 61.1 | 58.7 | 61.9 | 62.6 | 65.1 | 66.1 | 63.9 | 61.5 | 62.3 |
| Avg. Dist. to Rail [m] | 12.1 | 5.3 | 2.5 | 1.6 | 2.0 | 1.0 | 1.7 | 5.7 | 8.3 | 9.8 |
| Avg. Stride Freq. [Hz] | 2.1 | 2.2 | 2.1 | 2.2 | 2.2 | 2.2 | 2.2 | 2.2 | 2.2 | 2.2 |
| Avg. Stride Length [m] | 6.8 | 7.7 | 7.4 | 7.6 | 7.9 | 8.0 | 8.0 | 7.8 | 7.4 | 7.2 |



- [] Ranking at each section and finish
- .-.- No data available at this section
- NA No data available



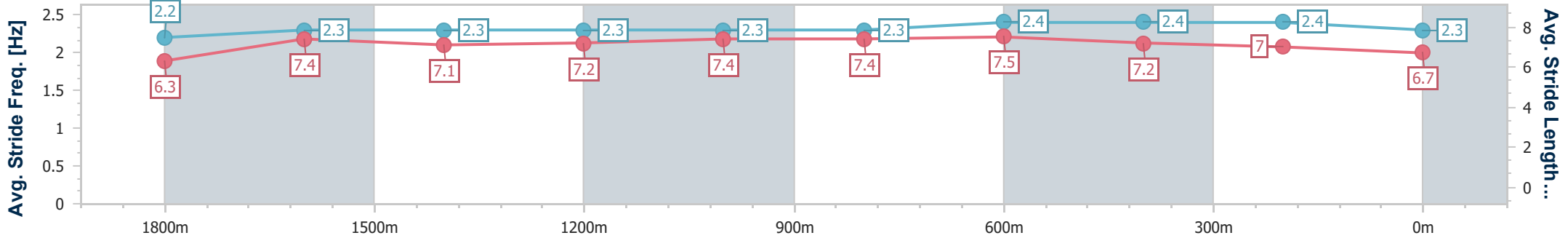
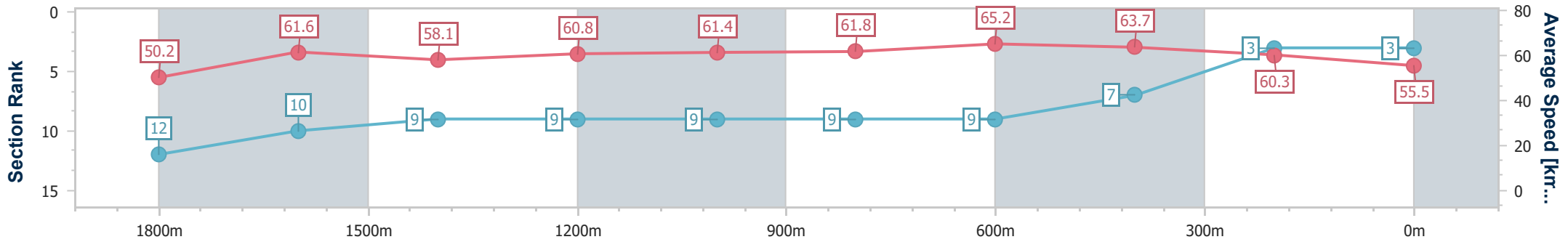
| | |
|--------------------------------|----------------|
| Horse/Jockey Name | Major Artie |
| Final Rank | 3 |
| Fastest Section Time (Section) | 0:11.14 (800m) |
| Top Speed [km/h] (Section) | 66.5 (800m) |
| Race State | Finished |



Townsville QLD Professional
 Race 7: LADBROKES TOWNSVILLE CUP - 2000m
 03 August 2024 - 16:04
 Track Rating: Good 4, Weather: Fine, Rail Position: True



| Section | Overall | 1800m | 1600m | 1400m | 1200m | 1000m | 800m | 600m | 400m | 200m |
|------------------------|--------------------------|---------------------------|---------------------------|--------------------------|--------------------------|--------------------------|--------------------------|--------------------------|--------------------------|--------------------------|
| Section Times | 2:02.11 [3] (0:14.37) | 1:47.74 [12] (0:11.86) | 1:35.88 [10] (0:12.56) | 1:23.32 [9] (0:11.90) | 1:11.42 [9] (0:11.75) | 0:59.67 [9] (0:11.77) | 0:47.90 [9] (0:11.14) | 0:36.76 [9] (0:11.63) | 0:25.13 [7] (0:12.15) | 0:12.98 [3] (0:12.98) |
| Average Speed [km/h] | 50.2 | 61.6 | 58.1 | 60.8 | 61.4 | 61.8 | 65.2 | 63.7 | 60.3 | 55.5 |
| Top Speed [km/h] | 61.7 | 63.1 | 59.7 | 61.8 | 61.9 | 65.4 | 66.5 | 65.9 | 64.6 | 57.9 |
| Avg. Dist. to Rail [m] | 11.7 | 4.8 | 2.3 | 1.7 | 1.9 | 2.1 | 2.2 | 5.4 | 9.3 | 9.2 |
| Avg. Stride Freq. [Hz] | 2.2 | 2.3 | 2.3 | 2.3 | 2.3 | 2.3 | 2.4 | 2.4 | 2.4 | 2.3 |
| Avg. Stride Length [m] | 6.3 | 7.4 | 7.1 | 7.2 | 7.4 | 7.4 | 7.5 | 7.2 | 7.0 | 6.7 |



- [] Ranking at each section and finish
- .-.- No data available at this section
- NA No data available



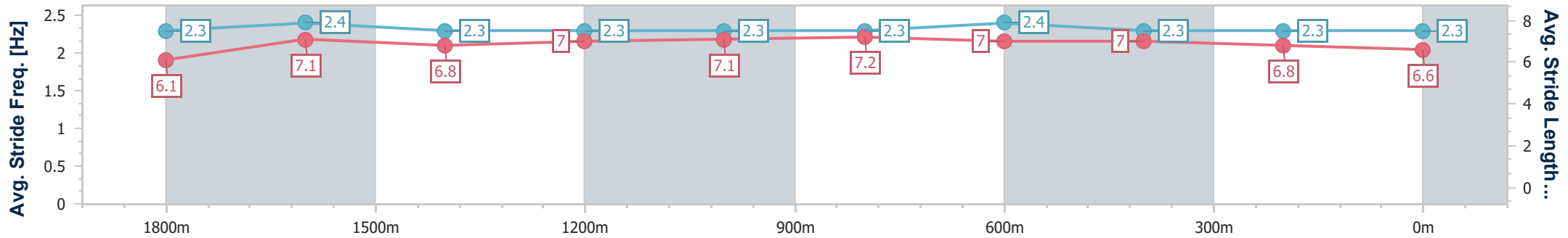
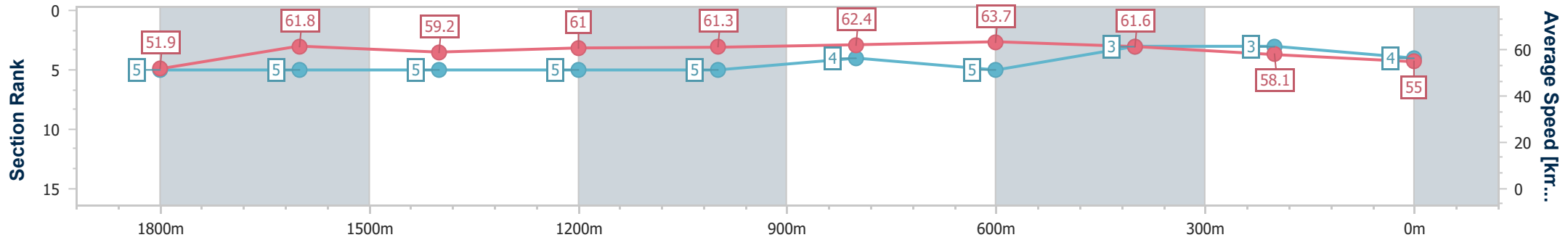
| | |
|--------------------------------|----------------|
| Horse/Jockey Name | Third Realm |
| Final Rank | 4 |
| Fastest Section Time (Section) | 0:11.38 (800m) |
| Top Speed [km/h] (Section) | 64.7 (1800m) |
| Race State | Finished |



Townsville QLD Professional
 Race 7: LADBROKES TOWNSVILLE CUP - 2000m
 03 August 2024 - 16:04
 Track Rating: Good 4, Weather: Fine, Rail Position: True



| Section | Overall | 1800m | 1600m | 1400m | 1200m | 1000m | 800m | 600m | 400m | 200m |
|------------------------|--------------------------|--------------------------|--------------------------|--------------------------|--------------------------|--------------------------|--------------------------|--------------------------|--------------------------|--------------------------|
| Section Times | 2:02.24 [4] (0:13.83) | 1:48.41 [5] (0:11.89) | 1:36.52 [5] (0:12.44) | 1:24.08 [5] (0:11.85) | 1:12.23 [5] (0:11.76) | 1:00.47 [5] (0:11.56) | 0:48.91 [4] (0:11.38) | 0:37.53 [5] (0:11.90) | 0:25.63 [3] (0:12.52) | 0:13.11 [3] (0:13.11) |
| Average Speed [km/h] | 51.9 | 61.8 | 59.2 | 61.0 | 61.3 | 62.4 | 63.7 | 61.6 | 58.1 | 55.0 |
| Top Speed [km/h] | 64.6 | 64.7 | 61.1 | 61.4 | 62.0 | 64.1 | 64.6 | 62.5 | 60.0 | 56.7 |
| Avg. Dist. to Rail [m] | 6.7 | 5.1 | 3.3 | 1.0 | 1.1 | 0.6 | 1.4 | 3.7 | 5.9 | 7.1 |
| Avg. Stride Freq. [Hz] | 2.3 | 2.4 | 2.3 | 2.3 | 2.3 | 2.3 | 2.4 | 2.3 | 2.3 | 2.3 |
| Avg. Stride Length [m] | 6.1 | 7.1 | 6.8 | 7.0 | 7.1 | 7.2 | 7.0 | 7.0 | 6.8 | 6.6 |



- [] Ranking at each section and finish
- .-.- No data available at this section
- NA No data available



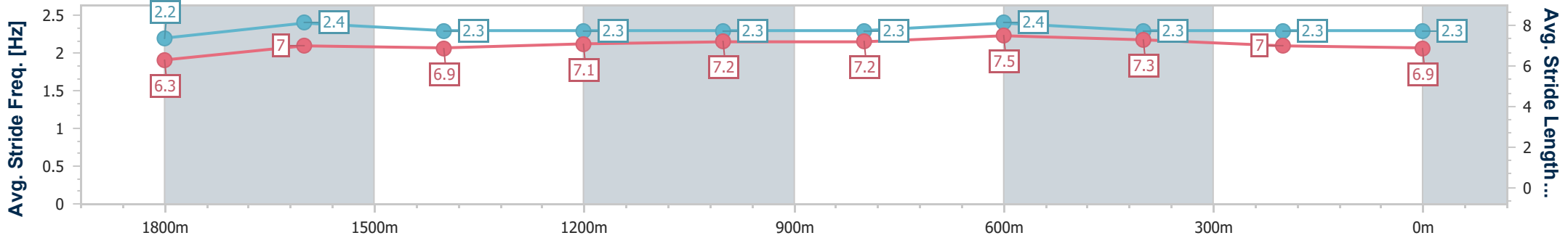
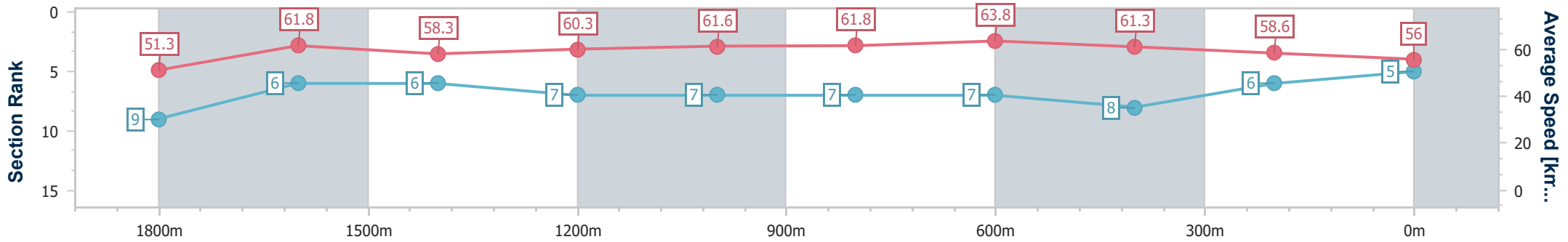
| | |
|--------------------------------|----------------|
| Horse/Jockey Name | Sayl |
| Final Rank | 5 |
| Fastest Section Time (Section) | 0:11.37 (800m) |
| Top Speed [km/h] (Section) | 64.2 (1000m) |
| Race State | Finished |



Townsville QLD Professional
 Race 7: LADBROKES TOWNSVILLE CUP - 2000m
 03 August 2024 - 16:04
 Track Rating: Good 4, Weather: Fine, Rail Position: True



| Section | Overall | 1800m | 1600m | 1400m | 1200m | 1000m | 800m | 600m | 400m | 200m |
|------------------------|--------------------------|--------------------------|--------------------------|--------------------------|--------------------------|--------------------------|--------------------------|--------------------------|--------------------------|--------------------------|
| Section Times | 2:02.35 [5] (0:14.04) | 1:48.31 [9] (0:11.82) | 1:36.49 [6] (0:12.63) | 1:23.86 [6] (0:12.00) | 1:11.86 [7] (0:11.69) | 1:00.17 [7] (0:11.67) | 0:48.50 [7] (0:11.37) | 0:37.13 [7] (0:11.88) | 0:25.25 [8] (0:12.37) | 0:12.88 [6] (0:12.88) |
| Average Speed [km/h] | 51.3 | 61.8 | 58.3 | 60.3 | 61.6 | 61.8 | 63.8 | 61.3 | 58.6 | 56.0 |
| Top Speed [km/h] | 63.7 | 63.7 | 59.3 | 61.0 | 62.2 | 64.2 | 64.2 | 62.9 | 60.1 | 58.0 |
| Avg. Dist. to Rail [m] | 8.2 | 4.4 | 2.9 | 1.2 | 1.0 | 0.6 | 1.5 | 2.7 | 3.8 | 5.6 |
| Avg. Stride Freq. [Hz] | 2.2 | 2.4 | 2.3 | 2.3 | 2.3 | 2.3 | 2.4 | 2.3 | 2.3 | 2.3 |
| Avg. Stride Length [m] | 6.3 | 7.0 | 6.9 | 7.1 | 7.2 | 7.2 | 7.5 | 7.3 | 7.0 | 6.9 |



- [] Ranking at each section and finish
- .-.- No data available at this section
- NA No data available



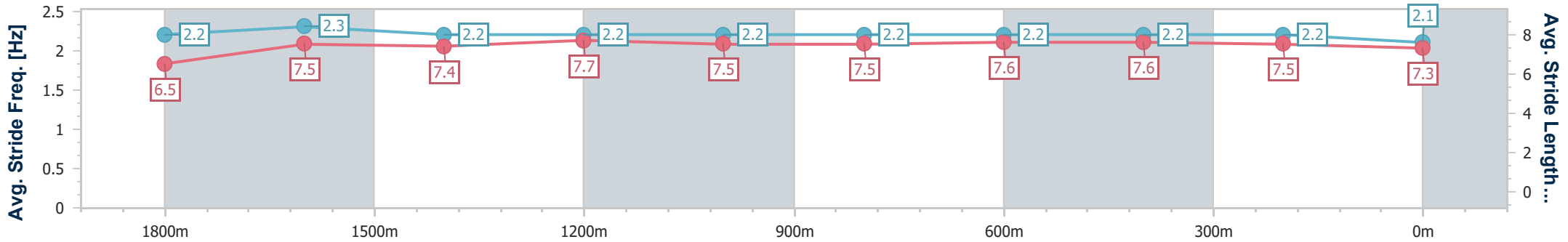
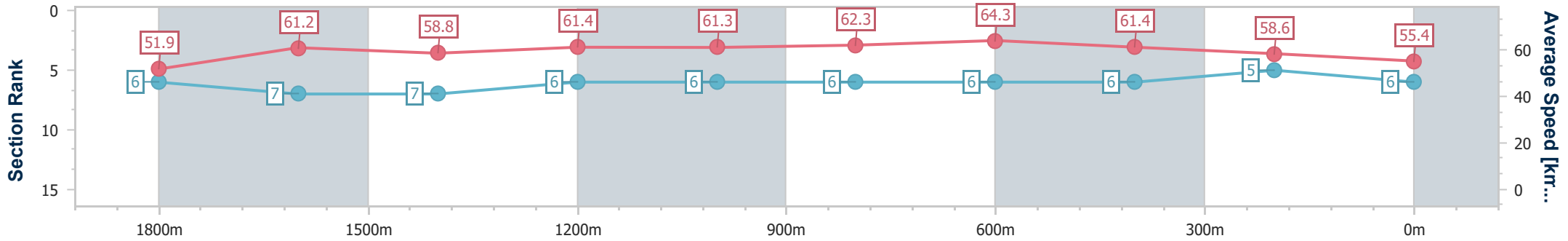
| | |
|--------------------------------|--------------------|
| Horse/Jockey Name | Two Smokin Barrels |
| Final Rank | 6 |
| Fastest Section Time (Section) | 0:11.30 (800m) |
| Top Speed [km/h] (Section) | 64.9 (800m) |
| Race State | Finished |



Townsville QLD Professional
 Race 7: LADBROKES TOWNSVILLE CUP - 2000m
 03 August 2024 - 16:04
 Track Rating: Good 4, Weather: Fine, Rail Position: True



| Section | Overall | 1800m | 1600m | 1400m | 1200m | 1000m | 800m | 600m | 400m | 200m |
|------------------------|--------------------------|--------------------------|--------------------------|--------------------------|--------------------------|--------------------------|--------------------------|--------------------------|--------------------------|--------------------------|
| Section Times | 2:02.38 [6] (0:13.86) | 1:48.52 [6] (0:12.04) | 1:36.48 [7] (0:12.62) | 1:23.86 [7] (0:11.79) | 1:12.07 [6] (0:11.76) | 1:00.31 [6] (0:11.63) | 0:48.68 [6] (0:11.30) | 0:37.38 [6] (0:11.93) | 0:25.45 [6] (0:12.43) | 0:13.02 [5] (0:13.02) |
| Average Speed [km/h] | 51.9 | 61.2 | 58.8 | 61.4 | 61.3 | 62.3 | 64.3 | 61.4 | 58.6 | 55.4 |
| Top Speed [km/h] | 64.0 | 64.3 | 60.9 | 62.4 | 61.7 | 64.2 | 64.9 | 63.1 | 60.5 | 56.7 |
| Avg. Dist. to Rail [m] | 9.0 | 5.9 | 4.2 | 1.4 | 2.0 | 1.3 | 1.9 | 3.8 | 6.7 | 7.6 |
| Avg. Stride Freq. [Hz] | 2.2 | 2.3 | 2.2 | 2.2 | 2.2 | 2.2 | 2.2 | 2.2 | 2.2 | 2.1 |
| Avg. Stride Length [m] | 6.5 | 7.5 | 7.4 | 7.7 | 7.5 | 7.5 | 7.6 | 7.6 | 7.5 | 7.3 |



- [] Ranking at each section and finish
- .-.- No data available at this section
- NA No data available



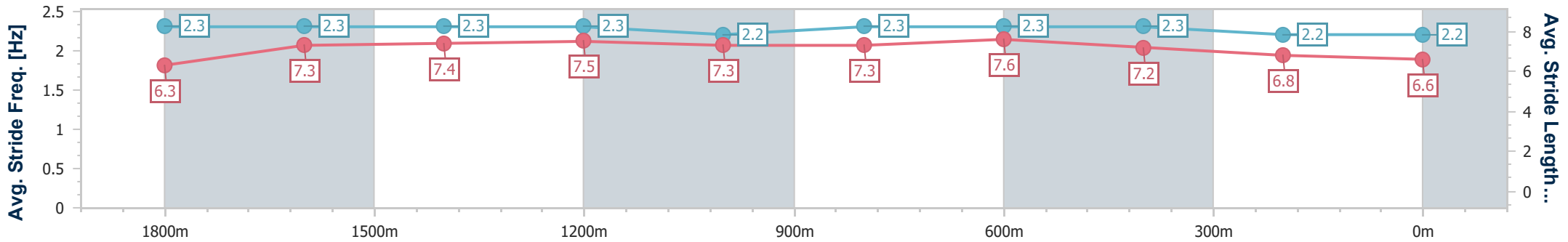
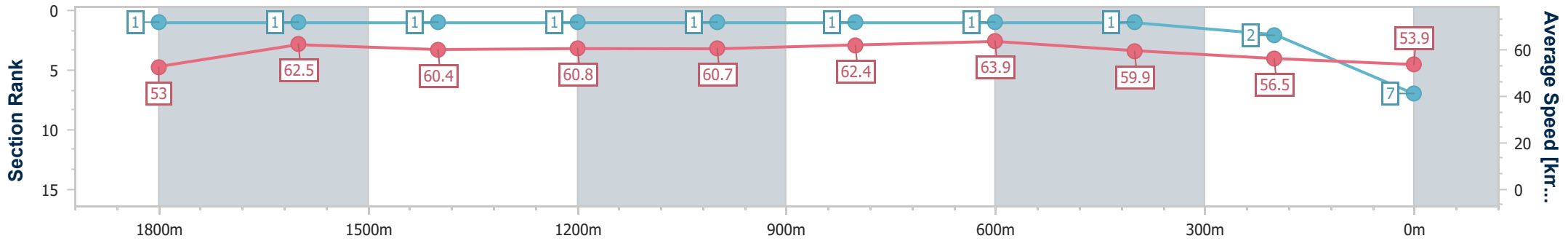
| | |
|--------------------------------|----------------|
| Horse/Jockey Name | Mooloolaba |
| Final Rank | 7 |
| Fastest Section Time (Section) | 0:11.31 (800m) |
| Top Speed [km/h] (Section) | 65.4 (800m) |
| Race State | Finished |



Townsville QLD Professional
 Race 7: LADBROKES TOWNSVILLE CUP - 2000m
 03 August 2024 - 16:04
 Track Rating: Good 4, Weather: Fine, Rail Position: True



| Section | Overall | 1800m | 1600m | 1400m | 1200m | 1000m | 800m | 600m | 400m | 200m |
|------------------------|--------------------------|--------------------------|--------------------------|--------------------------|--------------------------|--------------------------|--------------------------|--------------------------|--------------------------|--------------------------|
| Section Times | 2:02.46 [7] (0:13.57) | 1:48.89 [1] (0:11.71) | 1:37.18 [1] (0:12.21) | 1:24.97 [1] (0:11.87) | 1:13.10 [1] (0:11.85) | 1:01.25 [1] (0:11.58) | 0:49.67 [1] (0:11.31) | 0:38.36 [1] (0:12.15) | 0:26.21 [1] (0:12.83) | 0:13.38 [2] (0:13.38) |
| Average Speed [km/h] | 53.0 | 62.5 | 60.4 | 60.8 | 60.7 | 62.4 | 63.9 | 59.9 | 56.5 | 53.9 |
| Top Speed [km/h] | 64.2 | 64.4 | 61.3 | 61.9 | 62.5 | 64.5 | 65.4 | 62.9 | 57.7 | 55.6 |
| Avg. Dist. to Rail [m] | 7.3 | 4.9 | 3.0 | 1.1 | 0.9 | 0.6 | 1.1 | 2.5 | 3.2 | 3.7 |
| Avg. Stride Freq. [Hz] | 2.3 | 2.3 | 2.3 | 2.3 | 2.2 | 2.3 | 2.3 | 2.3 | 2.2 | 2.2 |
| Avg. Stride Length [m] | 6.3 | 7.3 | 7.4 | 7.5 | 7.3 | 7.3 | 7.6 | 7.2 | 6.8 | 6.6 |



- [] Ranking at each section and finish
- .-.- No data available at this section
- NA No data available



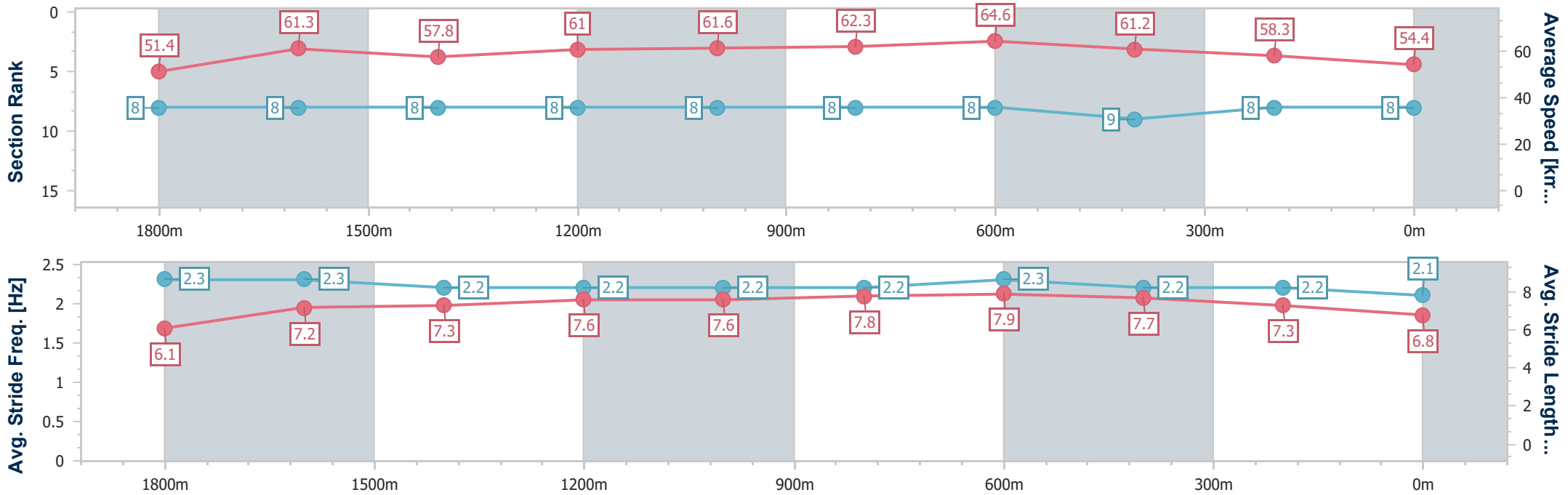
| | |
|--------------------------------|----------------|
| Horse/Jockey Name | Andalus |
| Final Rank | 8 |
| Fastest Section Time (Section) | 0:11.26 (800m) |
| Top Speed [km/h] (Section) | 65.3 (800m) |
| Race State | Finished |



Townsville QLD Professional
 Race 7: LADBROKES TOWNSVILLE CUP - 2000m
 03 August 2024 - 16:04
 Track Rating: Good 4, Weather: Fine, Rail Position: True



| Section | Overall | 1800m | 1600m | 1400m | 1200m | 1000m | 800m | 600m | 400m | 200m |
|------------------------|--------------------------|--------------------------|--------------------------|--------------------------|--------------------------|--------------------------|--------------------------|--------------------------|--------------------------|--------------------------|
| Section Times | 2:02.91 [8] (0:14.03) | 1:48.88 [8] (0:11.96) | 1:36.92 [8] (0:12.79) | 1:24.13 [8] (0:11.86) | 1:12.27 [8] (0:11.69) | 1:00.58 [8] (0:11.63) | 0:48.95 [8] (0:11.26) | 0:37.69 [8] (0:11.96) | 0:25.73 [9] (0:12.42) | 0:13.31 [8] (0:13.31) |
| Average Speed [km/h] | 51.4 | 61.3 | 57.8 | 61.0 | 61.6 | 62.3 | 64.6 | 61.2 | 58.3 | 54.4 |
| Top Speed [km/h] | 62.4 | 63.9 | 59.8 | 62.2 | 62.3 | 65.2 | 65.3 | 63.9 | 60.0 | 57.1 |
| Avg. Dist. to Rail [m] | 10.4 | 5.6 | 3.5 | 1.8 | 1.9 | 1.6 | 2.1 | 3.1 | 5.2 | 6.7 |
| Avg. Stride Freq. [Hz] | 2.3 | 2.3 | 2.2 | 2.2 | 2.2 | 2.2 | 2.3 | 2.2 | 2.2 | 2.1 |
| Avg. Stride Length [m] | 6.1 | 7.2 | 7.3 | 7.6 | 7.6 | 7.8 | 7.9 | 7.7 | 7.3 | 6.8 |



- [] Ranking at each section and finish
- .-.- No data available at this section
- NA No data available



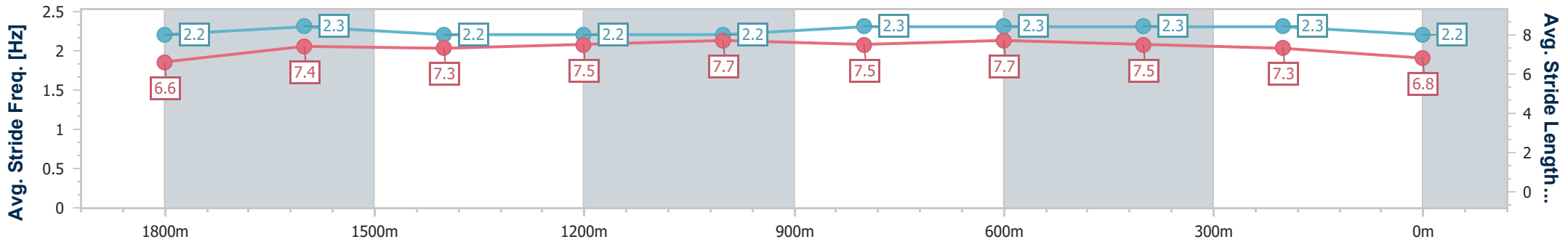
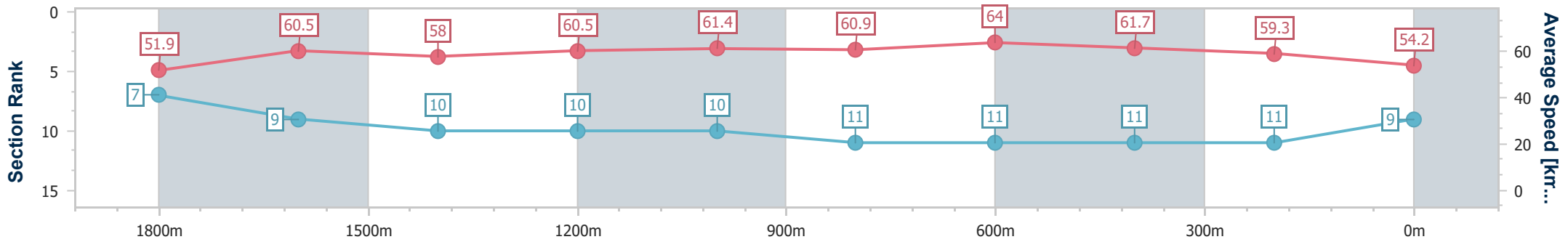
| | |
|--------------------------------|----------------|
| Horse/Jockey Name | Such A Whit |
| Final Rank | 9 |
| Fastest Section Time (Section) | 0:11.37 (800m) |
| Top Speed [km/h] (Section) | 65.3 (800m) |
| Race State | Finished |



Townsville QLD Professional
 Race 7: LADBROKES TOWNSVILLE CUP - 2000m
 03 August 2024 - 16:04
 Track Rating: Good 4, Weather: Fine, Rail Position: True



| Section | Overall | 1800m | 1600m | 1400m | 1200m | 1000m | 800m | 600m | 400m | 200m |
|------------------------|--------------------------|--------------------------|--------------------------|---------------------------|---------------------------|---------------------------|---------------------------|---------------------------|---------------------------|---------------------------|
| Section Times | 2:03.34 [9] (0:13.88) | 1:49.46 [7] (0:12.16) | 1:37.30 [9] (0:12.81) | 1:24.49 [10] (0:11.97) | 1:12.52 [10] (0:11.73) | 1:00.79 [10] (0:11.92) | 0:48.87 [11] (0:11.37) | 0:37.50 [11] (0:11.89) | 0:25.61 [11] (0:12.31) | 0:13.30 [11] (0:13.30) |
| Average Speed [km/h] | 51.9 | 60.5 | 58.0 | 60.5 | 61.4 | 60.9 | 64.0 | 61.7 | 59.3 | 54.2 |
| Top Speed [km/h] | 63.4 | 63.5 | 59.1 | 61.2 | 62.0 | 62.7 | 65.3 | 63.1 | 60.6 | 56.4 |
| Avg. Dist. to Rail [m] | 9.4 | 6.7 | 4.0 | 2.4 | 2.4 | 1.8 | 1.6 | 4.1 | 8.4 | 12.6 |
| Avg. Stride Freq. [Hz] | 2.2 | 2.3 | 2.2 | 2.2 | 2.2 | 2.3 | 2.3 | 2.3 | 2.3 | 2.2 |
| Avg. Stride Length [m] | 6.6 | 7.4 | 7.3 | 7.5 | 7.7 | 7.5 | 7.7 | 7.5 | 7.3 | 6.8 |



- [] Ranking at each section and finish
- .-.- No data available at this section
- NA No data available



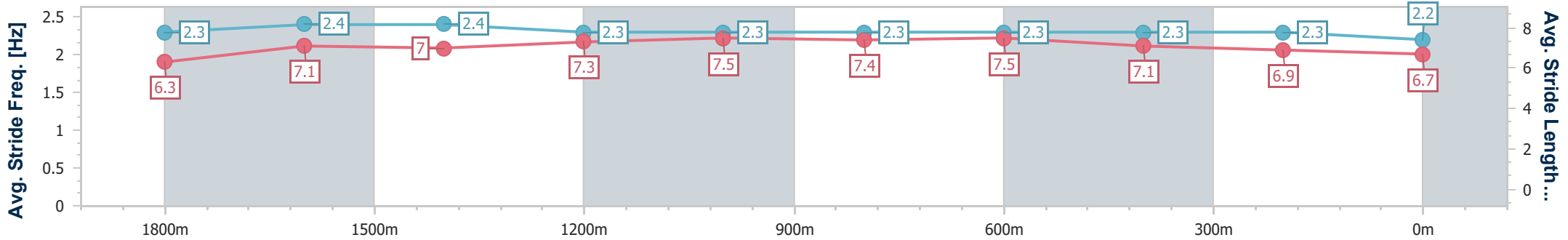
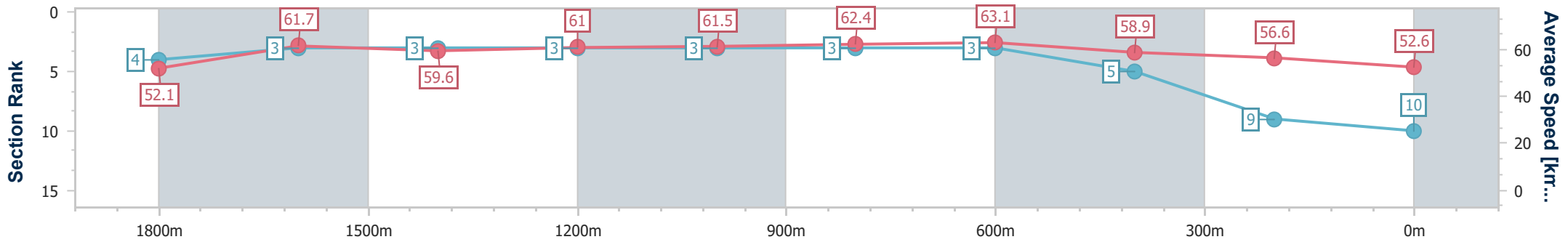
| | |
|--------------------------------|----------------|
| Horse/Jockey Name | Castile |
| Final Rank | 10 |
| Fastest Section Time (Section) | 0:11.42 (800m) |
| Top Speed [km/h] (Section) | 64.3 (1000m) |
| Race State | Finished |



Townsville QLD Professional
 Race 7: LADBROKES TOWNSVILLE CUP - 2000m
 03 August 2024 - 16:04
 Track Rating: Good 4, Weather: Fine, Rail Position: True



| Section | Overall | 1800m | 1600m | 1400m | 1200m | 1000m | 800m | 600m | 400m | 200m |
|------------------------|---------------------------|--------------------------|--------------------------|--------------------------|--------------------------|--------------------------|--------------------------|--------------------------|--------------------------|--------------------------|
| Section Times | 2:03.37 [10] (0:13.80) | 1:49.57 [4] (0:11.79) | 1:37.78 [3] (0:12.32) | 1:25.46 [3] (0:11.84) | 1:13.62 [3] (0:11.73) | 1:01.89 [3] (0:11.61) | 0:50.28 [3] (0:11.42) | 0:38.86 [3] (0:12.36) | 0:26.50 [5] (0:12.79) | 0:13.71 [9] (0:13.71) |
| Average Speed [km/h] | 52.1 | 61.7 | 59.6 | 61.0 | 61.5 | 62.4 | 63.1 | 58.9 | 56.6 | 52.6 |
| Top Speed [km/h] | 62.9 | 64.1 | 62.0 | 62.3 | 61.8 | 64.3 | 64.2 | 61.4 | 58.0 | 55.2 |
| Avg. Dist. to Rail [m] | 5.1 | 3.0 | 2.8 | 1.7 | 1.7 | 0.9 | 0.6 | 1.7 | 4.3 | 4.8 |
| Avg. Stride Freq. [Hz] | 2.3 | 2.4 | 2.4 | 2.3 | 2.3 | 2.3 | 2.3 | 2.3 | 2.3 | 2.2 |
| Avg. Stride Length [m] | 6.3 | 7.1 | 7.0 | 7.3 | 7.5 | 7.4 | 7.5 | 7.1 | 6.9 | 6.7 |



- [] Ranking at each section and finish
- .-.- No data available at this section
- NA No data available



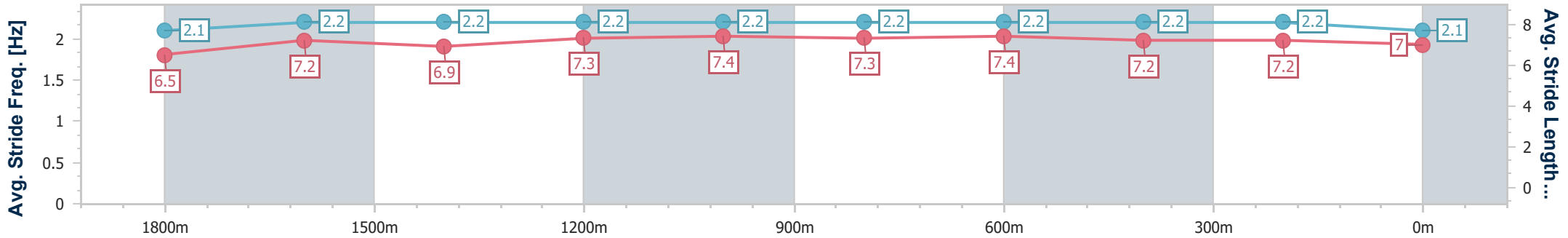
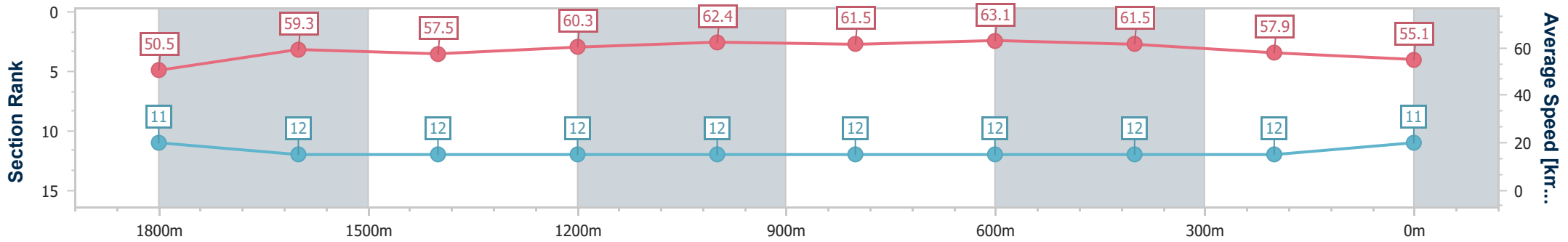
| | |
|--------------------------------|----------------|
| Horse/Jockey Name | I Say Boom |
| Final Rank | 11 |
| Fastest Section Time (Section) | 0:11.53 (800m) |
| Top Speed [km/h] (Section) | 63.5 (600m) |
| Race State | Finished |



Townsville QLD Professional
 Race 7: LADBROKES TOWNSVILLE CUP - 2000m
 03 August 2024 - 16:04
 Track Rating: Good 4, Weather: Fine, Rail Position: True



| Section | Overall | 1800m | 1600m | 1400m | 1200m | 1000m | 800m | 600m | 400m | 200m |
|------------------------|---------------------------|---------------------------|---------------------------|---------------------------|---------------------------|---------------------------|---------------------------|---------------------------|---------------------------|---------------------------|
| Section Times | 2:03.96 [11] (0:14.31) | 1:49.65 [11] (0:12.27) | 1:37.38 [12] (0:12.80) | 1:24.58 [12] (0:11.99) | 1:12.59 [12] (0:11.56) | 1:01.03 [12] (0:11.75) | 0:49.28 [12] (0:11.53) | 0:37.75 [12] (0:12.01) | 0:25.74 [12] (0:12.62) | 0:13.12 [12] (0:13.12) |
| Average Speed [km/h] | 50.5 | 59.3 | 57.5 | 60.3 | 62.4 | 61.5 | 63.1 | 61.5 | 57.9 | 55.1 |
| Top Speed [km/h] | 59.0 | 60.1 | 58.9 | 61.6 | 63.3 | 62.7 | 63.4 | 63.5 | 59.1 | 57.4 |
| Avg. Dist. to Rail [m] | 15.9 | 6.2 | 2.5 | 1.8 | 1.3 | 1.0 | 1.8 | 5.8 | 7.7 | 9.6 |
| Avg. Stride Freq. [Hz] | 2.1 | 2.2 | 2.2 | 2.2 | 2.2 | 2.2 | 2.2 | 2.2 | 2.2 | 2.1 |
| Avg. Stride Length [m] | 6.5 | 7.2 | 6.9 | 7.3 | 7.4 | 7.3 | 7.4 | 7.2 | 7.2 | 7.0 |



- [] Ranking at each section and finish
- .-.- No data available at this section
- NA No data available



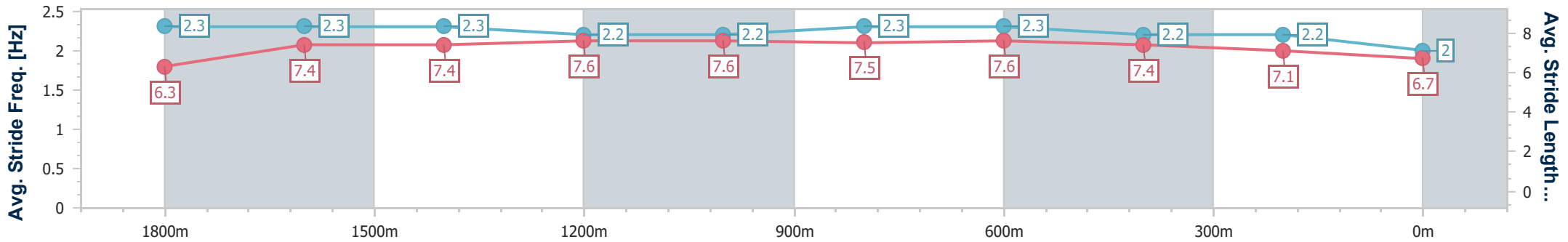
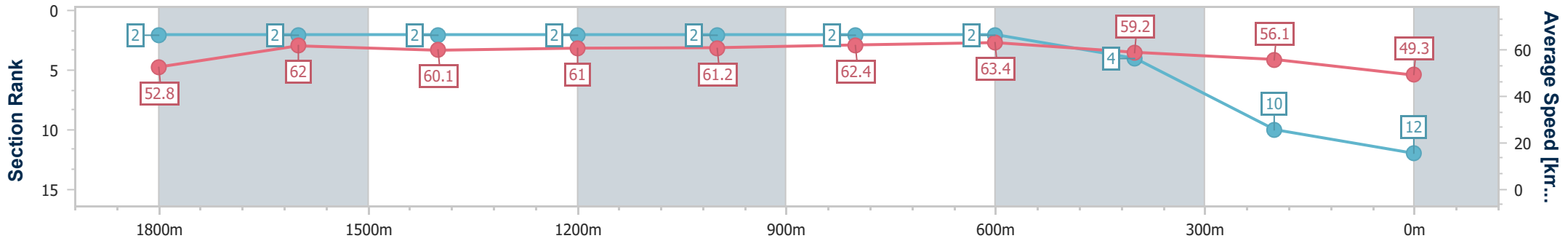
| | |
|--------------------------------|------------------|
| Horse/Jockey Name | Olympic Korchnoi |
| Final Rank | 12 |
| Fastest Section Time (Section) | 0:11.47 (800m) |
| Top Speed [km/h] (Section) | 64.9 (1800m) |
| Race State | Finished |



Townsville QLD Professional
 Race 7: LADBROKES TOWNSVILLE CUP - 2000m
 03 August 2024 - 16:04
 Track Rating: Good 4, Weather: Fine, Rail Position: True



| Section | Overall | 1800m | 1600m | 1400m | 1200m | 1000m | 800m | 600m | 400m | 200m |
|------------------------|---------------------------|--------------------------|--------------------------|--------------------------|--------------------------|--------------------------|--------------------------|--------------------------|--------------------------|---------------------------|
| Section Times | 2:04.31 [12] (0:13.64) | 1:50.67 [2] (0:11.83) | 1:38.84 [2] (0:12.29) | 1:26.55 [2] (0:11.90) | 1:14.65 [2] (0:11.77) | 1:02.88 [2] (0:11.60) | 0:51.28 [2] (0:11.47) | 0:39.81 [2] (0:12.31) | 0:27.50 [4] (0:12.89) | 0:14.61 [10] (0:14.61) |
| Average Speed [km/h] | 52.8 | 62.0 | 60.1 | 61.0 | 61.2 | 62.4 | 63.4 | 59.2 | 56.1 | 49.3 |
| Top Speed [km/h] | 63.4 | 64.9 | 61.6 | 61.6 | 61.7 | 63.8 | 64.5 | 62.2 | 57.0 | 55.5 |
| Avg. Dist. to Rail [m] | 12.2 | 5.7 | 3.6 | 2.2 | 1.9 | 1.3 | 1.9 | 2.2 | 2.8 | 3.7 |
| Avg. Stride Freq. [Hz] | 2.3 | 2.3 | 2.3 | 2.2 | 2.2 | 2.3 | 2.3 | 2.2 | 2.2 | 2.0 |
| Avg. Stride Length [m] | 6.3 | 7.4 | 7.4 | 7.6 | 7.6 | 7.5 | 7.6 | 7.4 | 7.1 | 6.7 |



- [] Ranking at each section and finish
- .-.- No data available at this section
- NA No data available



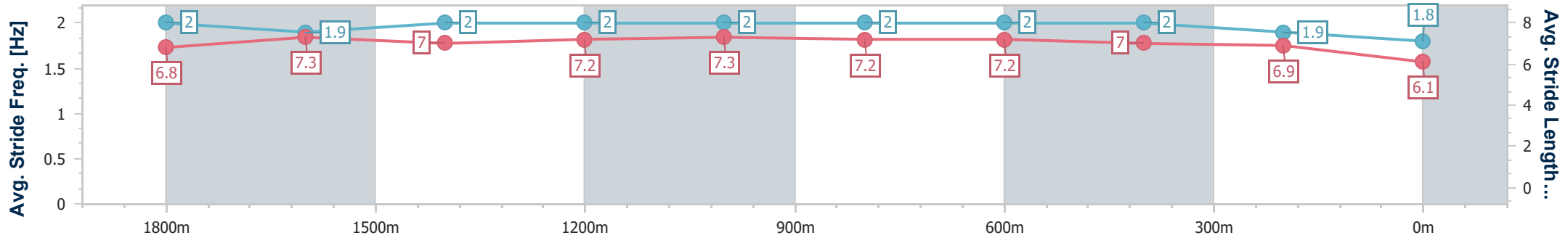
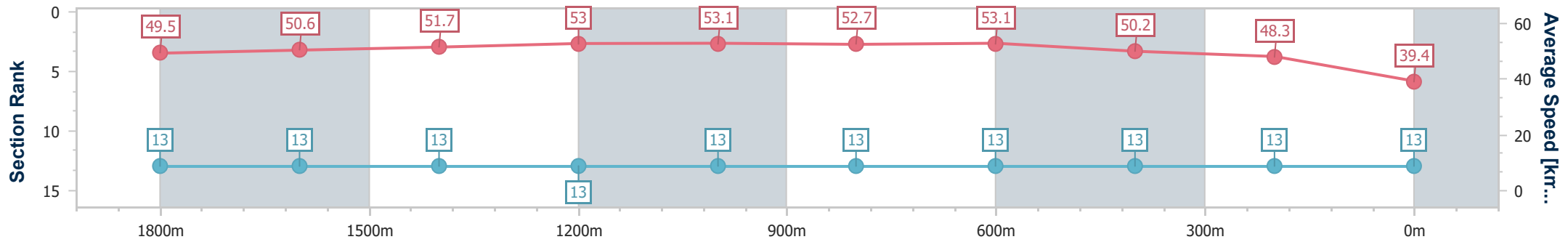
| | |
|--------------------------------|-----------------|
| Horse/Jockey Name | Namazu |
| Final Rank | 13 |
| Fastest Section Time (Section) | 0:13.57 (1200m) |
| Top Speed [km/h] (Section) | 53.7 (1200m) |
| Race State | Finished |



Townsville QLD Professional
 Race 7: LADBROKES TOWNSVILLE CUP - 2000m
 03 August 2024 - 16:04
 Track Rating: Good 4, Weather: Fine, Rail Position: True



| Section | Overall | 1800m | 1600m | 1400m | 1200m | 1000m | 800m | 600m | 400m | 200m |
|------------------------|---------------------------|---------------------------|---------------------------|---------------------------|---------------------------|---------------------------|---------------------------|---------------------------|---------------------------|---------------------------|
| Section Times | 2:26.20 [13] (0:14.56) | 2:11.64 [13] (0:14.55) | 1:57.09 [13] (0:14.43) | 1:42.66 [13] (0:13.73) | 1:28.93 [13] (0:13.57) | 1:15.36 [13] (0:13.77) | 1:01.59 [13] (0:13.71) | 0:47.88 [13] (0:14.55) | 0:33.33 [13] (0:15.01) | 0:18.32 [13] (0:18.32) |
| Average Speed [km/h] | 49.5 | 50.6 | 51.7 | 53.0 | 53.1 | 52.7 | 53.1 | 50.2 | 48.3 | 39.4 |
| Top Speed [km/h] | 53.5 | 52.7 | 52.7 | 53.4 | 53.7 | 53.1 | 53.6 | 52.2 | 49.0 | 47.4 |
| Avg. Dist. to Rail [m] | 14.2 | 8.7 | 5.3 | 3.3 | 2.7 | 1.5 | 2.3 | 3.2 | 5.0 | 7.2 |
| Avg. Stride Freq. [Hz] | 2.0 | 1.9 | 2.0 | 2.0 | 2.0 | 2.0 | 2.0 | 2.0 | 1.9 | 1.8 |
| Avg. Stride Length [m] | 6.8 | 7.3 | 7.0 | 7.2 | 7.3 | 7.2 | 7.2 | 7.0 | 6.9 | 6.1 |



- [] Ranking at each section and finish
- .-.- No data available at this section
- NA No data available