



Townsville QLD Professional

Race 6: CITY LANE TOWNSVILLE Class 3 Plate - 1400m



03 August 2024 - 15:25

Track Rating: Good 4, Weather: Fine, Rail Position: True

Section												Last 600m	
Field Times		Overall	1200m	1000m	800m	600m	400m						
		1:22.17 (0:13.26)	1:08.91 (0:10.64)	0:58.27 (0:11.49)	0:46.78 (0:11.36)	0:35.42 (0:11.35)	0:24.07 (0:11.76)						0:35.42
Rank	TAB	Horse/Jockey	Barrier	Top Speed [km/h]	Fastest Section							Distance Travelled [m]	
1	6	MOKTAFKY Lacey Morrison	8	66.8 1200m	0:10.93 1200m	1:22.17 [1] (0:13.56)	1:08.61 [5] (0:10.93)	0:57.68 [6] (0:11.26)	0:46.42 [5] (0:11.19)	0:35.23 [5] (0:11.42)	0:23.81 [4] (0:11.51)	0:35.23	
2	9	SIR MAXIMUS Chris Whiteley	13	65.9 1200m	0:11.01 1200m	1:22.22 [2] (0:13.75)	1:08.47 [8] (0:11.01)	0:57.46 [8] (0:11.25)	0:46.21 [8] (0:11.13)	0:35.08 [8] (0:11.43)	0:23.65 [6] (0:11.56)	0:35.08	-2
3	16	VALENKI Jackson Murphy	9	67.4 1000m	0:11.17 1200m	1:22.42 [3] (0:13.86)	1:08.56 [9] (0:11.17)	0:57.39 [10] (0:11.23)	0:46.16 [10] (0:11.27)	0:34.89 [10] (0:11.39)	0:23.50 [9] (0:11.31)	0:34.89	+6
4	11	SENNAPROST Ron Stewart	3	67.1 1200m	0:10.93 1200m	1:22.52 [4] (0:13.69)	1:08.83 [7] (0:10.93)	0:57.90 [7] (0:11.23)	0:46.67 [7] (0:11.26)	0:35.41 [6] (0:11.61)	0:23.80 [8] (0:11.47)	0:35.41	-3
5	2	CUSACK Justin Huxtable	2	66.9 1000m	0:11.07 1200m	1:22.78 [5] (0:13.95)	1:08.83 [10] (0:11.07)	0:57.76 [9] (0:11.24)	0:46.52 [9] (0:11.24)	0:35.28 [9] (0:11.48)	0:23.80 [12] (0:11.41)	0:35.28	-2
6	10	INDICATIVE Isabella Teh	17	69.7 1200m	0:10.64 1200m	1:22.82 [6] (0:13.26)	1:09.56 [1] (0:10.64)	0:58.92 [1] (0:11.49)	0:47.43 [1] (0:11.36)	0:36.07 [1] (0:11.35)	0:24.72 [1] (0:11.76)	0:36.07	+0
7	12	YOU ARE KING Denicious Smith	11	67.0 1200m	0:10.92 1200m	1:22.85 [7] (0:13.48)	1:09.37 [3] (0:10.92)	0:58.45 [3] (0:11.22)	0:47.23 [4] (0:11.32)	0:35.91 [4] (0:11.41)	0:24.50 [3] (0:11.73)	0:35.91	+1
8	1	CEASAR Nathan Day	15	66.7 1000m	0:11.15 800m	1:22.94 [8] (0:13.99)	1:08.95 [11] (0:11.22)	0:57.73 [11] (0:11.27)	0:46.46 [11] (0:11.15)	0:35.31 [12] (0:11.32)	0:23.99 [11] (0:11.78)	0:35.31	+4
9	17	THE SHERPA Pietro Romeo	19	67.2 1000m	0:11.04 1200m	1:22.95 [9] (0:14.29)	1:08.66 [13] (0:11.04)	0:57.62 [12] (0:11.17)	0:46.45 [12] (0:11.13)	0:35.32 [11] (0:11.31)	0:24.01 [10] (0:11.53)	0:35.32	+0
10	8	PRIVATE CHEETAH Tyler Leslight	4	66.5 Overall	0:11.04 1200m	1:22.99 [10] (0:13.39)	1:09.60 [2] (0:11.04)	0:58.56 [4] (0:11.18)	0:47.38 [3] (0:11.32)	0:36.06 [3] (0:11.58)	0:24.48 [5] (0:11.73)	0:36.06	-4

Scratched: Set The Sails (#15), Battalion (#20), Bloomin' Ready (#18), Harrow (#5), Chucka Dummy (#19), Admiral Ash (#21)

[] Ranking at each section and finish
 -:-:- No data available at this section
 NA No data available

SCN Saddle cloth number
 DNF Did not finish
 DNT Did not track



Townsville QLD Professional

Race 6: CITY LANE TOWNSVILLE Class 3 Plate - 1400m

03 August 2024 - 15:25



Track Rating: Good 4, Weather: Fine, Rail Position: True

Section		Overall	1200m	1000m	800m	600m	400m	Last 600m				
Field Times		1:22.17 (0:13.26)	1:08.91 (0:10.64)	0:58.27 (0:11.49)	0:46.78 (0:11.36)	0:35.42 (0:11.35)	0:24.07 (0:11.76)	0:35.42				
Rank	TAB Horse/Jockey	Barrier	Top Speed [km/h]	Fastest Section	Distance Travelled [m]							
11	14 AMMAND Justin Stanley	14	67.1 1200m	0:10.86 1200m	1:23.05 [11] (0:13.63)	1:09.42 [6] (0:10.86)	0:58.56 [5] (0:11.28)	0:47.28 [6] (0:11.36)	0:35.92 [7] (0:11.51)	0:24.41 [7] (0:11.68)	0:35.92	+2
11	13 REDAVNI Michael Cahill	16	67.0 800m	0:11.08 800m	1:23.05 [11] (0:14.07)	1:08.98 [12] (0:11.34)	0:57.64 [13] (0:11.42)	0:46.22 [13] (0:11.08)	0:35.14 [13] (0:11.27)	0:23.87 [13] (0:11.60)	0:35.14	+6
13	7 MY ARTIE Ashley Butler	10	67.8 1200m	0:10.86 1200m	1:23.38 [13] (0:13.52)	1:09.86 [4] (0:10.86)	0:59.00 [2] (0:11.22)	0:47.78 [2] (0:11.20)	0:36.58 [2] (0:11.36)	0:25.22 [2] (0:11.81)	0:36.58	-5
14	4 FINSCEAL Sean Cormack	7	66.8 800m	0:10.94 800m	1:23.68 [14] (0:14.89)	1:08.79 [15] (0:11.30)	0:57.49 [15] (0:11.20)	0:46.29 [15] (0:10.94)	0:35.35 [15] (0:11.33)	0:24.02 [15] (0:11.59)	0:35.35	-3
15	3 DEVIL'S INN Carl Spry	20	67.1 800m	0:11.00 800m	1:23.75 [15] (0:14.31)	1:09.44 [14] (0:11.34)	0:58.10 [14] (0:11.32)	0:46.78 [14] (0:11.00)	0:35.78 [14] (0:11.27)	0:24.51 [14] (0:11.50)	0:35.78	-1

Scratched: Set The Sails (#15), Battalion (#20), Bloomin' Ready (#18), Harrow (#5), Chucka Dummy (#19), Admiral Ash (#21)

[] Ranking at each section and finish
 -:-:- No data available at this section
 NA No data available

SCN Saddle cloth number
 DNF Did not finish
 DNT Did not track



Townsville QLD Professional

Race 6: CITY LANE TOWNSVILLE Class 3 Plate - 1400m

03 August 2024 - 15:25



Track Rating: Good 4, Weather: Fine, Rail Position: True

Section				200m				Last 600m	
Field Times				0:12.31		(0:12.31)		0:35.42	
Rank	TAB	Horse/Jockey	Barrier	Top Speed [km/h]	Fastest Section	Margin			Distance Travelled [m]
1	6	MOKTAFY Lacey Morrison	8	66.8 1200m	0:10.93 1200m	0:12.30 [2] (0:12.30)	1:22.17		0:35.23
2	9	SIR MAXIMUS Chris Whiteley	13	65.9 1200m	0:11.01 1200m	0:12.09 [5] (0:12.09)	0.29L		0:35.08 -2
3	16	VALENKI Jackson Murphy	9	67.4 1000m	0:11.17 1200m	0:12.19 [7] (0:12.19)	1.5L		0:34.89 +6
4	11	SENNAPROST Ron Stewart	3	67.1 1200m	0:10.93 1200m	0:12.33 [6] (0:12.33)	2.09L		0:35.41 -3
5	2	CUSACK Justin Huxtable	2	66.9 1000m	0:11.07 1200m	0:12.39 [10] (0:12.39)	3.61L		0:35.28 -2
6	10	INDICATIVE Isabella Teh	17	69.7 1200m	0:10.64 1200m	0:12.96 [1] (0:12.96)	3.86L		0:36.07 +0
7	12	YOU ARE KING Denicious Smith	11	67.0 1200m	0:10.92 1200m	0:12.77 [4] (0:12.77)	3.99L		0:35.91 +1
8	1	CEASAR Nathan Day	15	66.7 1000m	0:11.15 800m	0:12.21 [12] (0:12.21)	4.57L		0:35.31 +4
9	17	THE SHERPA Pietro Romeo	19	67.2 1000m	0:11.04 1200m	0:12.48 [11] (0:12.48)	4.59L		0:35.32 +0
10	8	PRIVATE CHEETAH Tyler Leslight	4	66.5 Overall	0:11.04 1200m	0:12.75 [8] (0:12.75)	4.86L		0:36.06 -4

Scratched: Set The Sails (#15), Battalion (#20), Bloomin' Ready (#18), Harrow (#5), Chucka Dummy (#19), Admiral Ash (#21)

[] Ranking at each section and finish
 -:-:- No data available at this section
 NA No data available

SCN Saddle cloth number
 DNF Did not finish
 DNT Did not track



Townsville QLD Professional
Race 6: CITY LANE TOWNSVILLE Class 3 Plate - 1400m
03 August 2024 - 15:25



Track Rating: Good 4, Weather: Fine, Rail Position: True

Section				200m				Last 600m	
Field Times				0:12.31 (0:12.31)				0:35.42	
Rank	TAB	Horse/Jockey	Barrier	Top Speed [km/h]	Fastest Section	Margin			Distance Travelled [m]
11	14	AMMAND Justin Stanley	14	67.1 1200m	0:10.86 1200m	0:12.73 [9] (0:12.73)	5.18L		0:35.92 +2
11	13	REDAVNI Michael Cahill	16	67.0 800m	0:11.08 800m	0:12.27 [14] (0:12.27)	5.18L		0:35.14 +6
13	7	MY ARTIE Ashley Butler	10	67.8 1200m	0:10.86 1200m	0:13.41 [3] (0:13.41)	7.11L		0:36.58 -5
14	4	FINSCEAL Sean Cormack	7	66.8 800m	0:10.94 800m	0:12.43 [15] (0:12.43)	8.9L		0:35.35 -3
15	3	DEVIL'S INN Carl Spry	20	67.1 800m	0:11.00 800m	0:13.01 [13] (0:13.01)	9.3L		0:35.78 -1

Scratched: Set The Sails (#15), Battalion (#20), Bloomin' Ready (#18), Harrow (#5), Chucka Dummy (#19), Admiral Ash (#21)

[] Ranking at each section and finish
 -:-:-:- No data available at this section
 NA No data available

SCN Saddle cloth number
 DNF Did not finish
 DNT Did not track



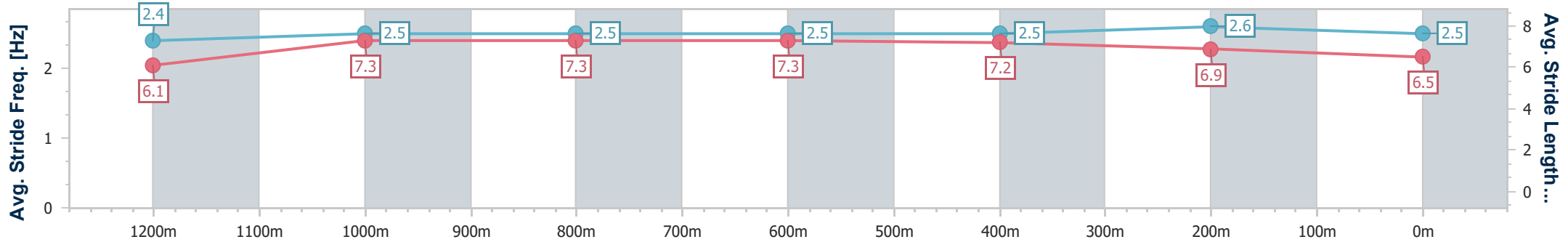
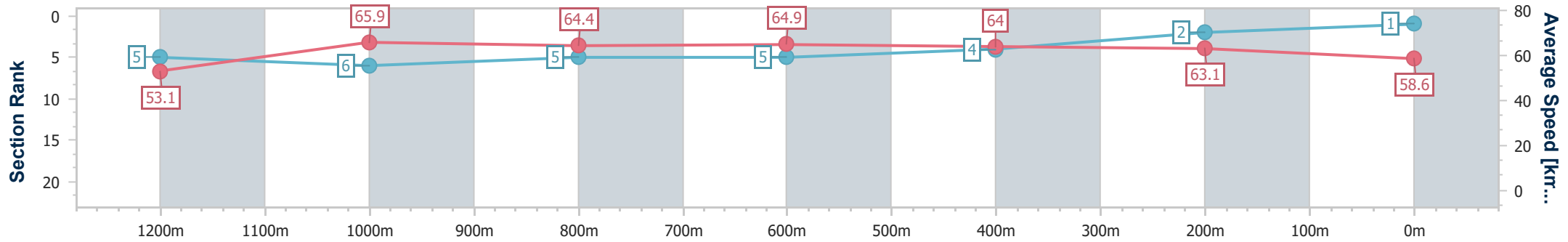
Horse/Jockey Name	Moktaffy
Final Rank	1
Fastest Section Time (Section)	0:10.93 (1200m)
Top Speed [km/h] (Section)	66.8 (1200m)
Race State	Finished



Townsville QLD Professional
 Race 6: CITY LANE TOWNSVILLE Class 3 Plate - 1400m
 03 August 2024 - 15:25
 Track Rating: Good 4, Weather: Fine, Rail Position: True



Section	Overall	1200m	1000m	800m	600m	400m	200m
Section Times	1:22.17 [1] (0:13.56)	1:08.61 [5] (0:10.93)	0:57.68 [6] (0:11.26)	0:46.42 [5] (0:11.19)	0:35.23 [5] (0:11.42)	0:23.81 [4] (0:11.51)	0:12.30 [2] (0:12.30)
Average Speed [km/h]	53.1	65.9	64.4	64.9	64.0	63.1	58.6
Top Speed [km/h]	66.4	66.8	65.3	65.6	64.3	63.5	61.8
Avg. Dist. to Rail [m]	7.2	2.2	1.4	1.7	2.9	5.1	5.2
Avg. Stride Freq. [Hz]	2.4	2.5	2.5	2.5	2.5	2.6	2.5
Avg. Stride Length [m]	6.1	7.3	7.3	7.3	7.2	6.9	6.5



- [] Ranking at each section and finish
- .-.- No data available at this section
- NA No data available



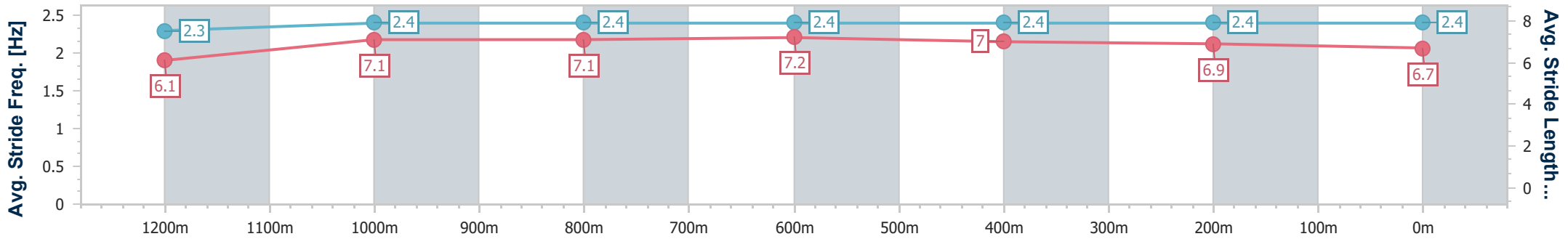
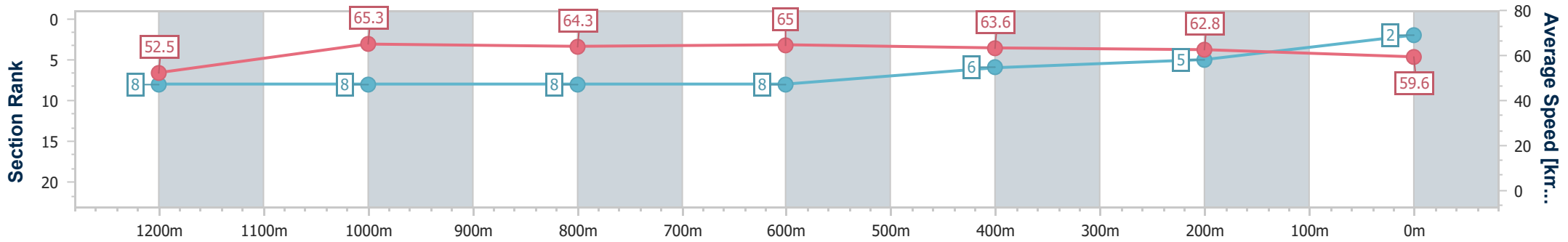
Horse/Jockey Name	Sir Maximus
Final Rank	2
Fastest Section Time (Section)	0:11.01 (1200m)
Top Speed [km/h] (Section)	65.9 (1200m)
Race State	Finished



Townsville QLD Professional
 Race 6: CITY LANE TOWNSVILLE Class 3 Plate - 1400m
 03 August 2024 - 15:25
 Track Rating: Good 4, Weather: Fine, Rail Position: True



Section	Overall	1200m	1000m	800m	600m	400m	200m
Section Times	1:22.22 [2] (0:13.75)	1:08.47 [8] (0:11.01)	0:57.46 [8] (0:11.25)	0:46.21 [8] (0:11.13)	0:35.08 [8] (0:11.43)	0:23.65 [6] (0:11.56)	0:12.09 [5]
Average Speed [km/h]	52.5	65.3	64.3	65.0	63.6	62.8	59.6
Top Speed [km/h]	65.7	65.9	65.7	65.6	64.1	64.0	61.5
Avg. Dist. to Rail [m]	9.7	1.9	0.7	0.6	2.3	5.0	6.5
Avg. Stride Freq. [Hz]	2.3	2.4	2.4	2.4	2.4	2.4	2.4
Avg. Stride Length [m]	6.1	7.1	7.1	7.2	7.0	6.9	6.7



- [] Ranking at each section and finish
- .-.- No data available at this section
- NA No data available



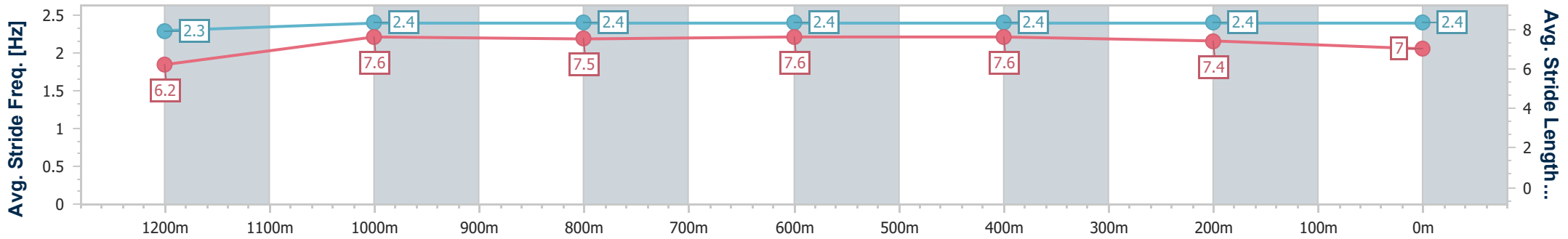
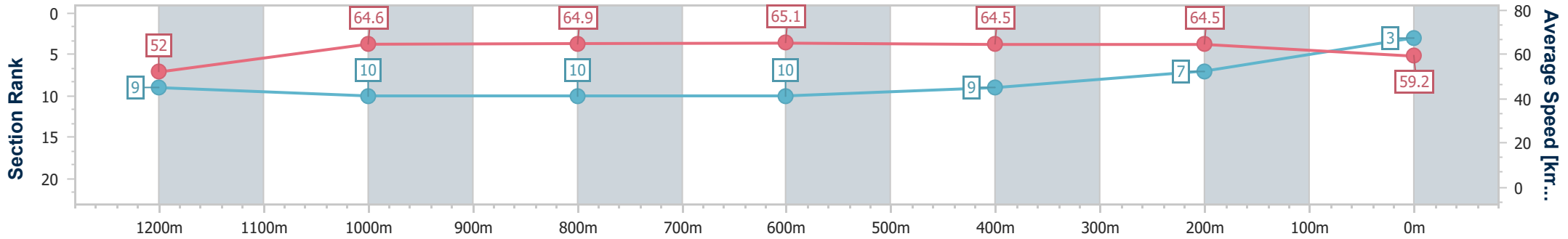
Horse/Jockey Name	Valenki
Final Rank	3
Fastest Section Time (Section)	0:11.17 (1200m)
Top Speed [km/h] (Section)	67.4 (1000m)
Race State	Finished



Townsville QLD Professional
 Race 6: CITY LANE TOWNSVILLE Class 3 Plate - 1400m
 03 August 2024 - 15:25
 Track Rating: Good 4, Weather: Fine, Rail Position: True



Section	Overall	1200m	1000m	800m	600m	400m	200m
Section Times	1:22.42 [3] (0:13.86)	1:08.56 [9] (0:11.17)	0:57.39 [10] (0:11.23)	0:46.16 [10] (0:11.27)	0:34.89 [10] (0:11.39)	0:23.50 [9] (0:11.31)	0:12.19 [7] (0:12.19)
Average Speed [km/h]	52.0	64.6	64.9	65.1	64.5	64.5	59.2
Top Speed [km/h]	65.5	65.0	67.4	65.9	65.2	65.8	62.8
Avg. Dist. to Rail [m]	6.9	1.9	2.5	3.8	4.2	10.2	11.4
Avg. Stride Freq. [Hz]	2.3	2.4	2.4	2.4	2.4	2.4	2.4
Avg. Stride Length [m]	6.2	7.6	7.5	7.6	7.6	7.4	7.0



- [] Ranking at each section and finish
- .-.- No data available at this section
- NA No data available



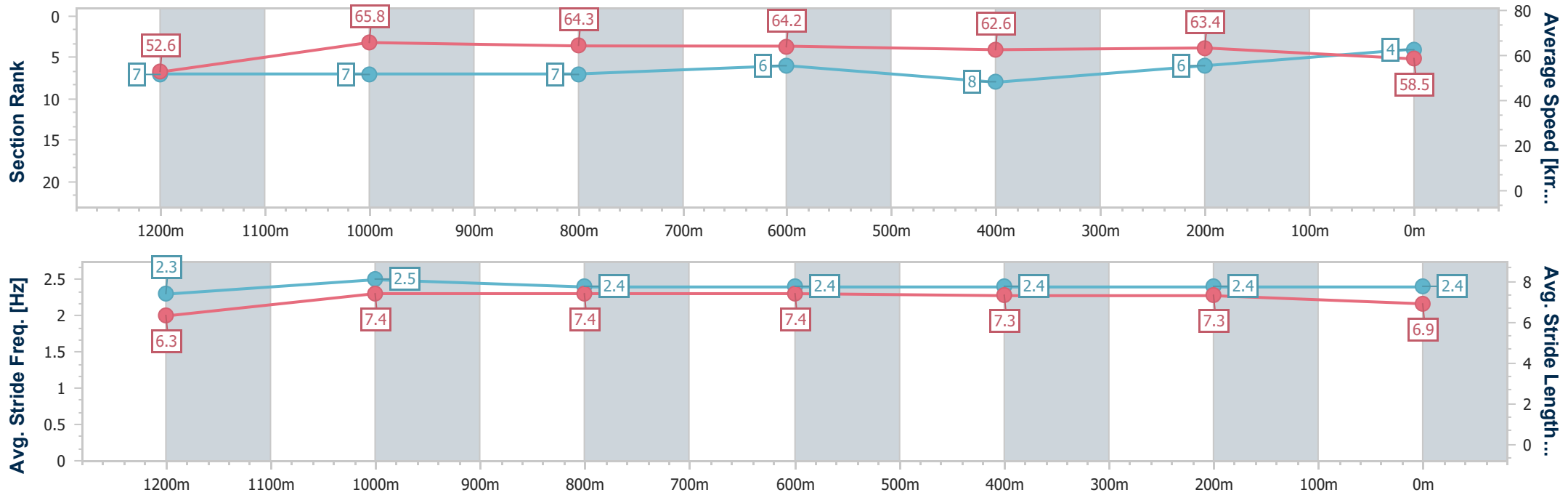
Horse/Jockey Name	Sennaprost
Final Rank	4
Fastest Section Time (Section)	0:10.93 (1200m)
Top Speed [km/h] (Section)	67.1 (1200m)
Race State	Finished



Townsville QLD Professional
 Race 6: CITY LANE TOWNSVILLE Class 3 Plate - 1400m
 03 August 2024 - 15:25
 Track Rating: Good 4, Weather: Fine, Rail Position: True



Section	Overall	1200m	1000m	800m	600m	400m	200m
Section Times	1:22.52 [4] (0:13.69)	1:08.83 [7] (0:10.93)	0:57.90 [7] (0:11.23)	0:46.67 [7] (0:11.26)	0:35.41 [6] (0:11.61)	0:23.80 [8] (0:11.47)	0:12.33 [6] (0:12.33)
Average Speed [km/h]	52.6	65.8	64.3	64.2	62.6	63.4	58.5
Top Speed [km/h]	65.8	67.1	65.4	64.9	63.6	64.7	61.5
Avg. Dist. to Rail [m]	4.7	0.8	0.5	0.8	1.6	6.7	8.6
Avg. Stride Freq. [Hz]	2.3	2.5	2.4	2.4	2.4	2.4	2.4
Avg. Stride Length [m]	6.3	7.4	7.4	7.4	7.3	7.3	6.9



- [] Ranking at each section and finish
- .-.- No data available at this section
- NA No data available



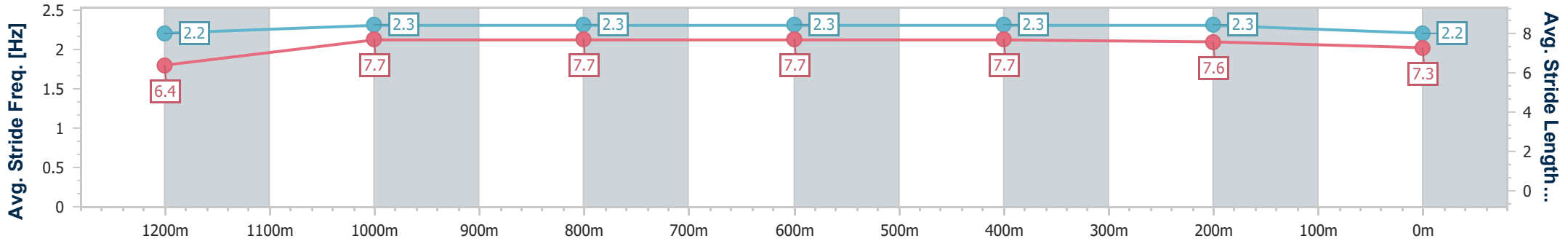
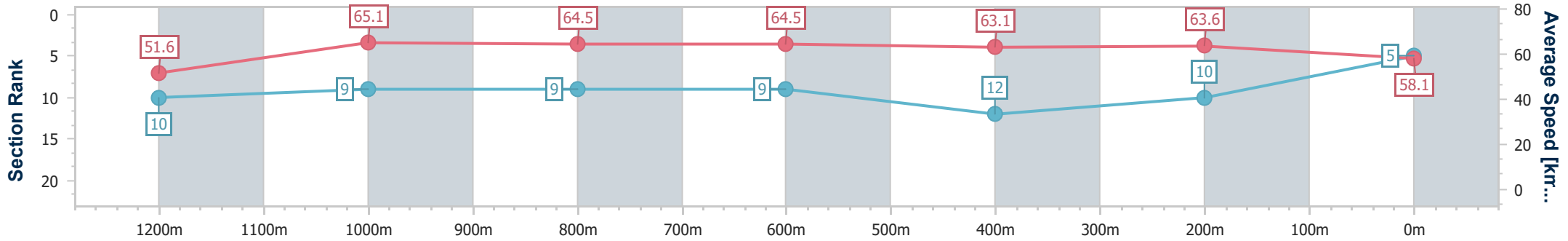
Horse/Jockey Name	Cusack
Final Rank	5
Fastest Section Time (Section)	0:11.07 (1200m)
Top Speed [km/h] (Section)	66.9 (1000m)
Race State	Finished



Townsville QLD Professional
 Race 6: CITY LANE TOWNSVILLE Class 3 Plate - 1400m
 03 August 2024 - 15:25
 Track Rating: Good 4, Weather: Fine, Rail Position: True



Section	Overall	1200m	1000m	800m	600m	400m	200m
Section Times	1:22.78 [5] (0:13.95)	1:08.83 [10] (0:11.07)	0:57.76 [9] (0:11.24)	0:46.52 [9] (0:11.24)	0:35.28 [9] (0:11.48)	0:23.80 [12] (0:11.41)	0:12.39 [10] (0:12.39)
Average Speed [km/h]	51.6	65.1	64.5	64.5	63.1	63.6	58.1
Top Speed [km/h]	65.9	66.3	66.9	65.8	64.0	64.6	61.6
Avg. Dist. to Rail [m]	4.5	2.2	1.7	1.1	1.6	4.7	6.6
Avg. Stride Freq. [Hz]	2.2	2.3	2.3	2.3	2.3	2.3	2.2
Avg. Stride Length [m]	6.4	7.7	7.7	7.7	7.7	7.6	7.3



- [] Ranking at each section and finish
- .-.- No data available at this section
- NA No data available



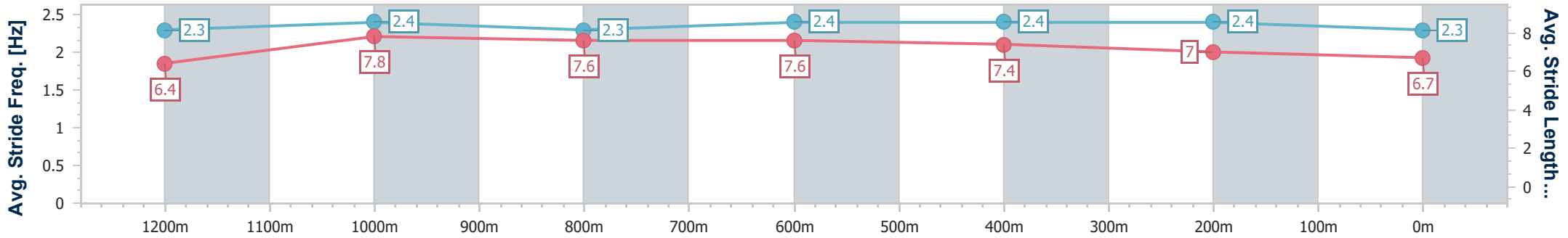
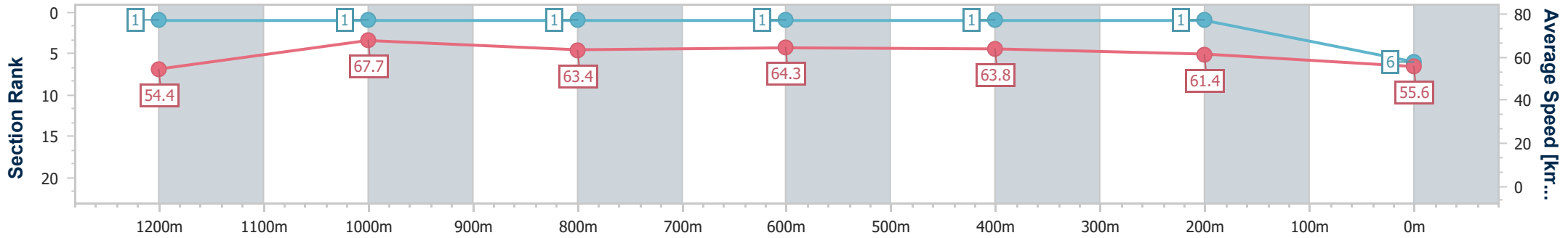
Horse/Jockey Name	Indicative
Final Rank	6
Fastest Section Time (Section)	0:10.64 (1200m)
Top Speed [km/h] (Section)	69.7 (1200m)
Race State	Finished



Townsville QLD Professional
 Race 6: CITY LANE TOWNSVILLE Class 3 Plate - 1400m
 03 August 2024 - 15:25
 Track Rating: Good 4, Weather: Fine, Rail Position: True



Section	Overall	1200m	1000m	800m	600m	400m	200m
Section Times	1:22.82 [6] (0:13.26)	1:09.56 [1] (0:10.64)	0:58.92 [1] (0:11.49)	0:47.43 [1] (0:11.36)	0:36.07 [1] (0:11.35)	0:24.72 [1] (0:11.76)	0:12.96 [1] (0:12.96)
Average Speed [km/h]	54.4	67.7	63.4	64.3	63.8	61.4	55.6
Top Speed [km/h]	69.3	69.7	64.3	65.3	64.8	63.0	58.7
Avg. Dist. to Rail [m]	13.1	3.1	2.1	3.0	1.5	2.1	2.3
Avg. Stride Freq. [Hz]	2.3	2.4	2.3	2.4	2.4	2.4	2.3
Avg. Stride Length [m]	6.4	7.8	7.6	7.6	7.4	7.0	6.7



- [] Ranking at each section and finish
- .-.- No data available at this section
- NA No data available



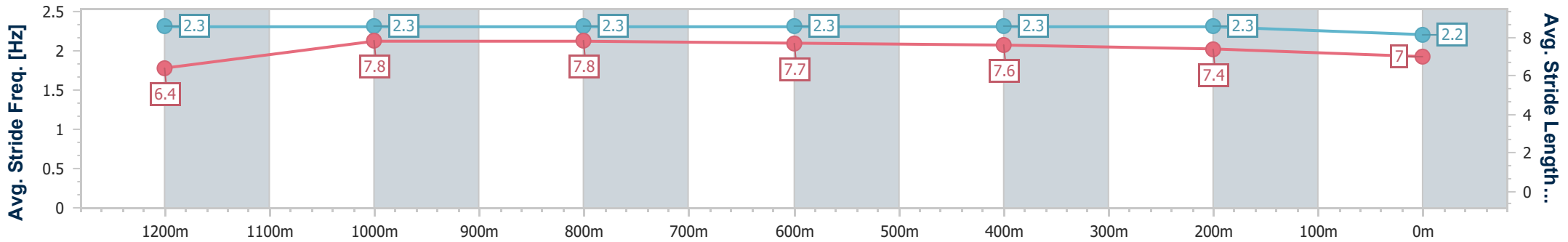
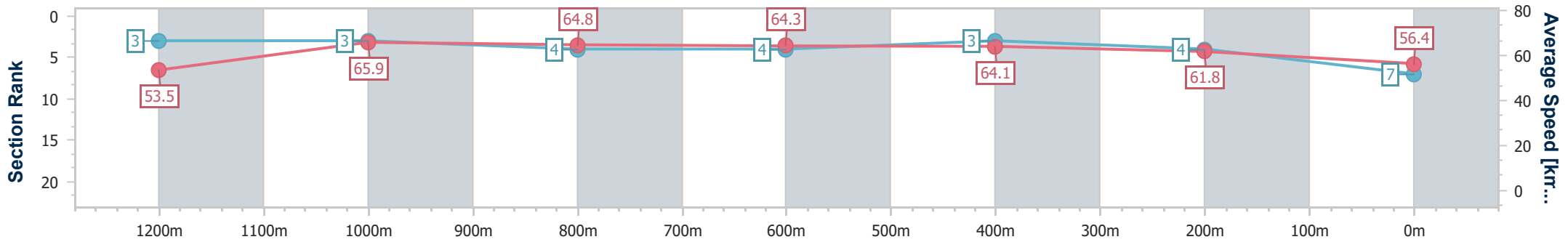
Horse/Jockey Name	You Are King
Final Rank	7
Fastest Section Time (Section)	0:10.92 (1200m)
Top Speed [km/h] (Section)	67.0 (1200m)
Race State	Finished



Townsville QLD Professional
 Race 6: CITY LANE TOWNSVILLE Class 3 Plate - 1400m
 03 August 2024 - 15:25
 Track Rating: Good 4, Weather: Fine, Rail Position: True



Section	Overall	1200m	1000m	800m	600m	400m	200m
Section Times	1:22.85 [7] (0:13.48)	1:09.37 [3] (0:10.92)	0:58.45 [3] (0:11.22)	0:47.23 [4] (0:11.32)	0:35.91 [4] (0:11.41)	0:24.50 [3] (0:11.73)	0:12.77 [4] (0:12.77)
Average Speed [km/h]	53.5	65.9	64.8	64.3	64.1	61.8	56.4
Top Speed [km/h]	66.6	67.0	65.6	66.2	64.6	63.9	60.6
Avg. Dist. to Rail [m]	9.2	3.0	2.1	2.1	2.6	5.1	7.6
Avg. Stride Freq. [Hz]	2.3	2.3	2.3	2.3	2.3	2.3	2.2
Avg. Stride Length [m]	6.4	7.8	7.8	7.7	7.6	7.4	7.0



- [] Ranking at each section and finish
- .-.- No data available at this section
- NA No data available



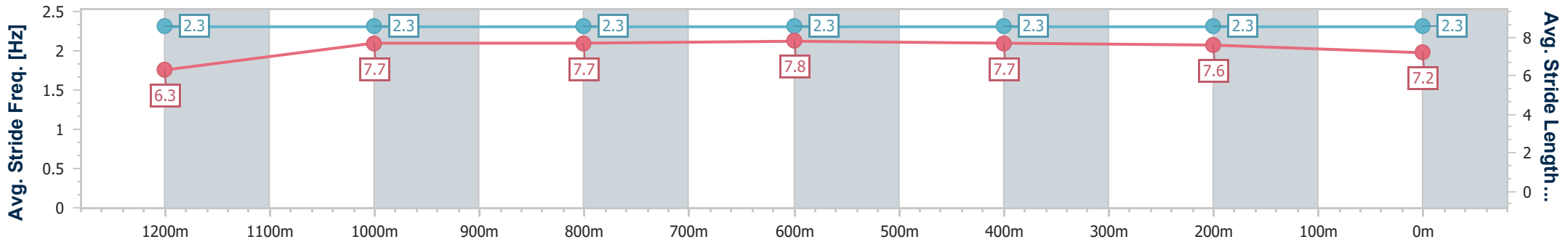
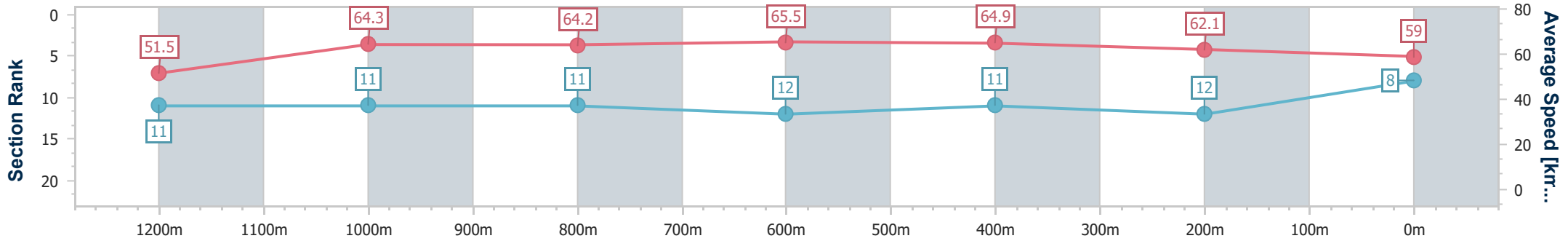
Horse/Jockey Name	Ceasar
Final Rank	8
Fastest Section Time (Section)	0:11.15 (800m)
Top Speed [km/h] (Section)	66.7 (1000m)
Race State	Finished



Townsville QLD Professional
 Race 6: CITY LANE TOWNSVILLE Class 3 Plate - 1400m
 03 August 2024 - 15:25
 Track Rating: Good 4, Weather: Fine, Rail Position: True



Section	Overall	1200m	1000m	800m	600m	400m	200m
Section Times	1:22.94 [8] (0:13.99)	1:08.95 [11] (0:11.22)	0:57.73 [11] (0:11.27)	0:46.46 [11] (0:11.15)	0:35.31 [12] (0:11.32)	0:23.99 [11] (0:11.78)	0:12.21 [12] (0:12.21)
Average Speed [km/h]	51.5	64.3	64.2	65.5	64.9	62.1	59.0
Top Speed [km/h]	64.8	65.3	66.7	66.1	65.7	64.1	61.7
Avg. Dist. to Rail [m]	9.9	1.4	1.0	2.6	4.5	8.2	10.5
Avg. Stride Freq. [Hz]	2.3	2.3	2.3	2.3	2.3	2.3	2.3
Avg. Stride Length [m]	6.3	7.7	7.7	7.8	7.7	7.6	7.2



- [] Ranking at each section and finish
- .-.- No data available at this section
- NA No data available



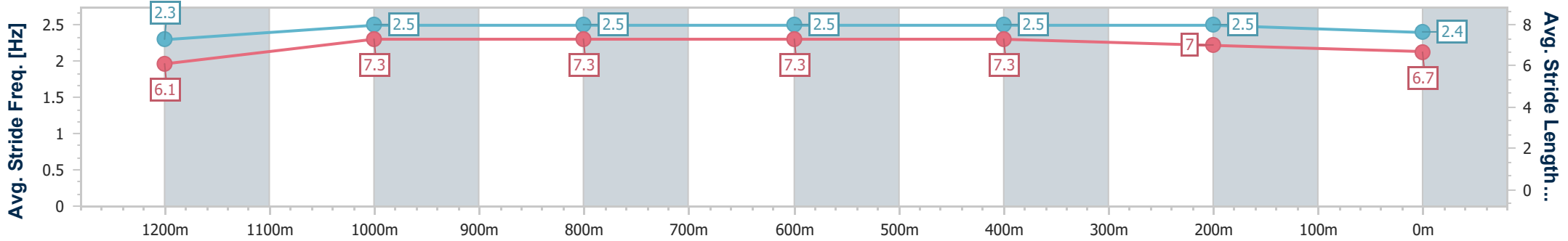
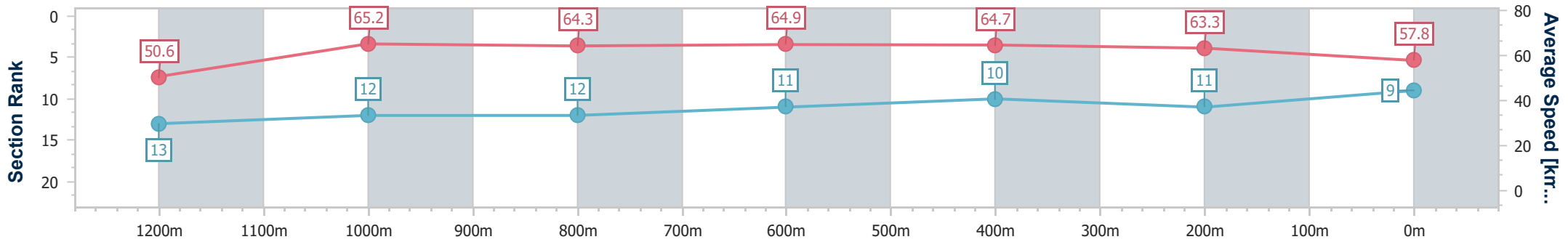
Horse/Jockey Name	The Sherpa
Final Rank	9
Fastest Section Time (Section)	0:11.04 (1200m)
Top Speed [km/h] (Section)	67.2 (1000m)
Race State	Finished



Townsville QLD Professional
 Race 6: CITY LANE TOWNSVILLE Class 3 Plate - 1400m
 03 August 2024 - 15:25
 Track Rating: Good 4, Weather: Fine, Rail Position: True



Section	Overall	1200m	1000m	800m	600m	400m	200m
Section Times	1:22.95 [9] (0:14.29)	1:08.66 [13] (0:11.04)	0:57.62 [12] (0:11.17)	0:46.45 [12] (0:11.13)	0:35.32 [11] (0:11.31)	0:24.01 [10] (0:11.53)	0:12.48 [11] (0:12.48)
Average Speed [km/h]	50.6	65.2	64.3	64.9	64.7	63.3	57.8
Top Speed [km/h]	65.2	65.7	67.2	67.0	66.0	65.4	62.0
Avg. Dist. to Rail [m]	8.0	0.4	0.4	0.8	3.4	8.8	11.9
Avg. Stride Freq. [Hz]	2.3	2.5	2.5	2.5	2.5	2.5	2.4
Avg. Stride Length [m]	6.1	7.3	7.3	7.3	7.3	7.0	6.7



- [] Ranking at each section and finish
- .-.- No data available at this section
- NA No data available



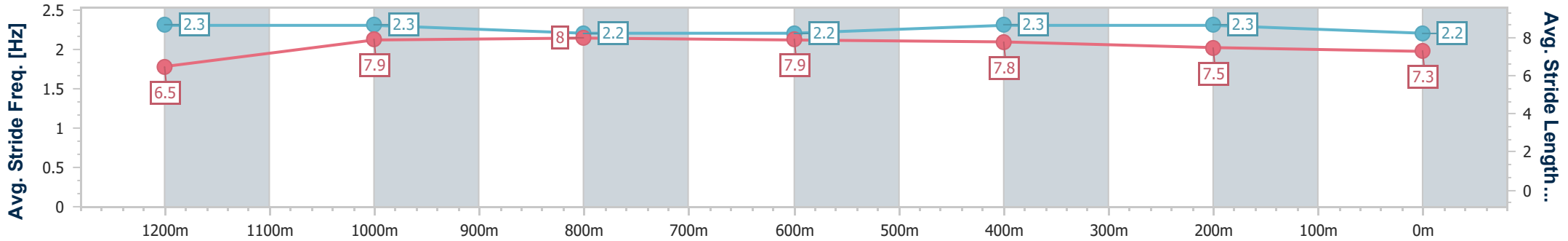
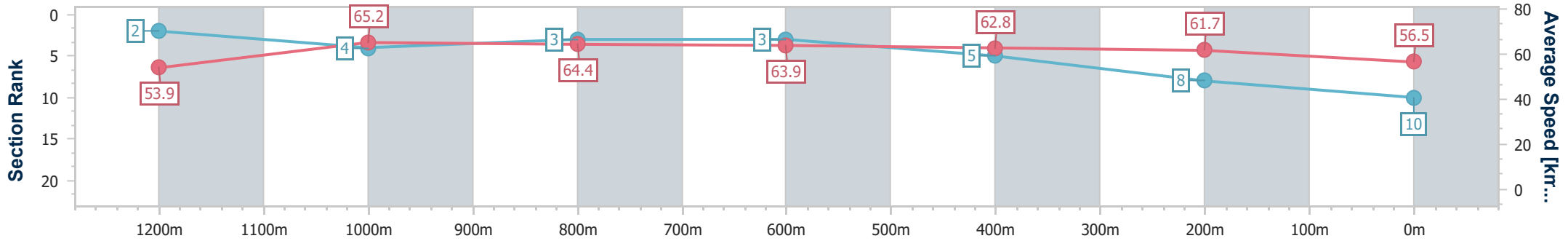
Horse/Jockey Name	Private Cheetah
Final Rank	10
Fastest Section Time (Section)	0:11.04 (1200m)
Top Speed [km/h] (Section)	66.5 (Overall)
Race State	Finished



Townsville QLD Professional
 Race 6: CITY LANE TOWNSVILLE Class 3 Plate - 1400m
 03 August 2024 - 15:25
 Track Rating: Good 4, Weather: Fine, Rail Position: True



Section	Overall	1200m	1000m	800m	600m	400m	200m
Section Times	1:22.99 [10] (0:13.39)	1:09.60 [2] (0:11.04)	0:58.56 [4] (0:11.18)	0:47.38 [3] (0:11.32)	0:36.06 [3] (0:11.58)	0:24.48 [5] (0:11.73)	0:12.75 [8] (0:12.75)
Average Speed [km/h]	53.9	65.2	64.4	63.9	62.8	61.7	56.5
Top Speed [km/h]	66.5	66.1	64.8	64.5	63.3	62.5	60.1
Avg. Dist. to Rail [m]	5.6	0.9	0.3	0.7	2.0	3.5	5.1
Avg. Stride Freq. [Hz]	2.3	2.3	2.2	2.2	2.3	2.3	2.2
Avg. Stride Length [m]	6.5	7.9	8.0	7.9	7.8	7.5	7.3



- [] Ranking at each section and finish
- .-.- No data available at this section
- NA No data available



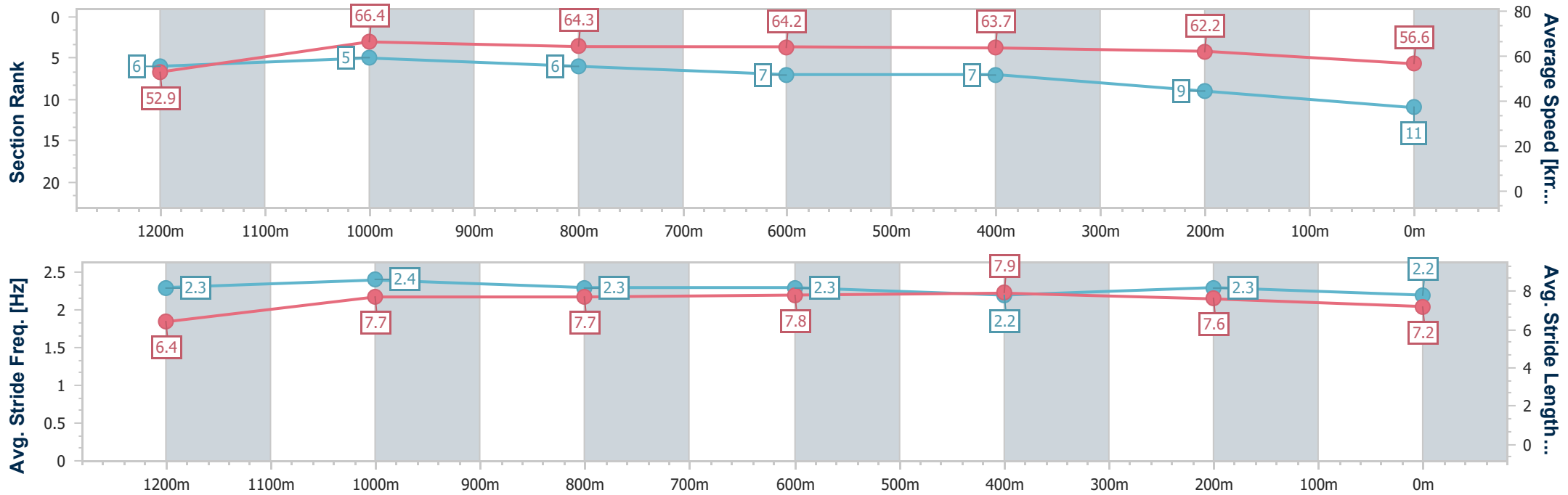
Horse/Jockey Name	Ammand
Final Rank	11
Fastest Section Time (Section)	0:10.86 (1200m)
Top Speed [km/h] (Section)	67.1 (1200m)
Race State	Finished



Townsville QLD Professional
 Race 6: CITY LANE TOWNSVILLE Class 3 Plate - 1400m
 03 August 2024 - 15:25
 Track Rating: Good 4, Weather: Fine, Rail Position: True



Section	Overall	1200m	1000m	800m	600m	400m	200m
Section Times	1:23.05 [11] (0:13.63)	1:09.42 [6] (0:10.86)	0:58.56 [5] (0:11.28)	0:47.28 [6] (0:11.36)	0:35.92 [7] (0:11.51)	0:24.41 [7] (0:11.68)	0:12.73 [9] (0:12.73)
Average Speed [km/h]	52.9	66.4	64.3	64.2	63.7	62.2	56.6
Top Speed [km/h]	66.6	67.1	65.9	64.7	64.6	64.2	61.3
Avg. Dist. to Rail [m]	10.1	2.7	2.0	2.3	3.5	5.9	8.9
Avg. Stride Freq. [Hz]	2.3	2.4	2.3	2.3	2.2	2.3	2.2
Avg. Stride Length [m]	6.4	7.7	7.7	7.8	7.9	7.6	7.2



- [] Ranking at each section and finish
- .-.- No data available at this section
- NA No data available



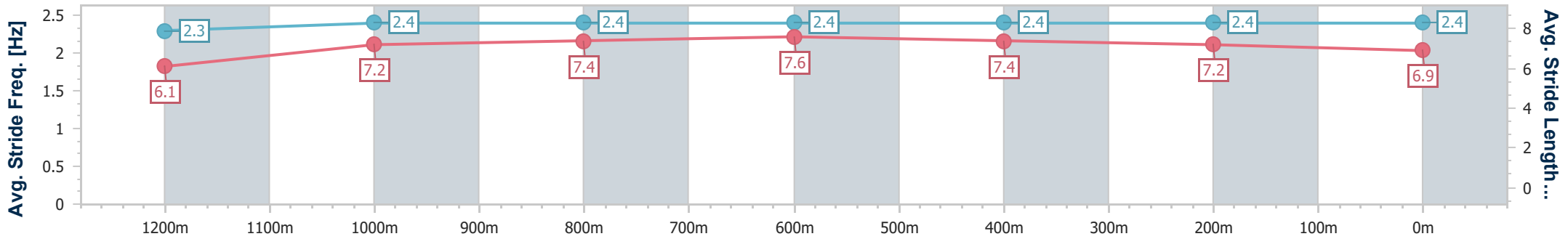
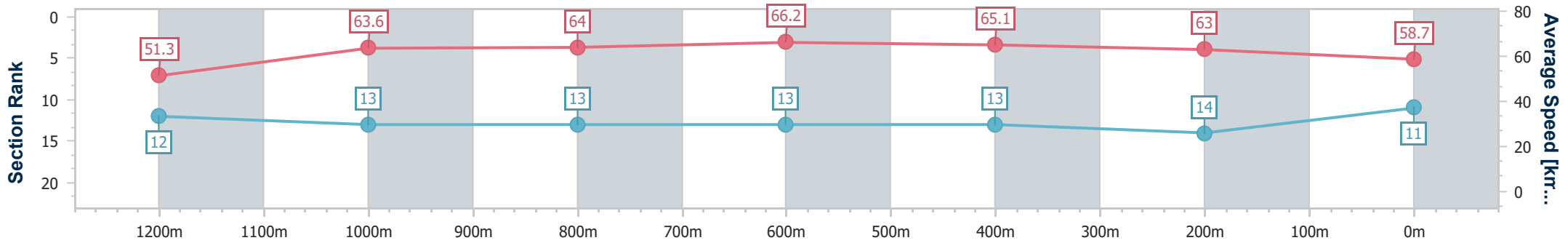
Horse/Jockey Name	Redavni
Final Rank	11
Fastest Section Time (Section)	0:11.08 (800m)
Top Speed [km/h] (Section)	67.0 (800m)
Race State	Finished



Townsville QLD Professional
 Race 6: CITY LANE TOWNSVILLE Class 3 Plate - 1400m
 03 August 2024 - 15:25
 Track Rating: Good 4, Weather: Fine, Rail Position: True



Section	Overall	1200m	1000m	800m	600m	400m	200m
Section Times	1:23.05 [11] (0:14.07)	1:08.98 [12] (0:11.34)	0:57.64 [13] (0:11.42)	0:46.22 [13] (0:11.08)	0:35.14 [13] (0:11.27)	0:23.87 [13] (0:11.60)	0:12.27 [14] (0:12.27)
Average Speed [km/h]	51.3	63.6	64.0	66.2	65.1	63.0	58.7
Top Speed [km/h]	63.1	64.0	66.2	67.0	66.0	65.1	62.6
Avg. Dist. to Rail [m]	13.2	3.1	3.1	3.5	3.9	8.6	11.9
Avg. Stride Freq. [Hz]	2.3	2.4	2.4	2.4	2.4	2.4	2.4
Avg. Stride Length [m]	6.1	7.2	7.4	7.6	7.4	7.2	6.9



- [] Ranking at each section and finish
- .-.- No data available at this section
- NA No data available



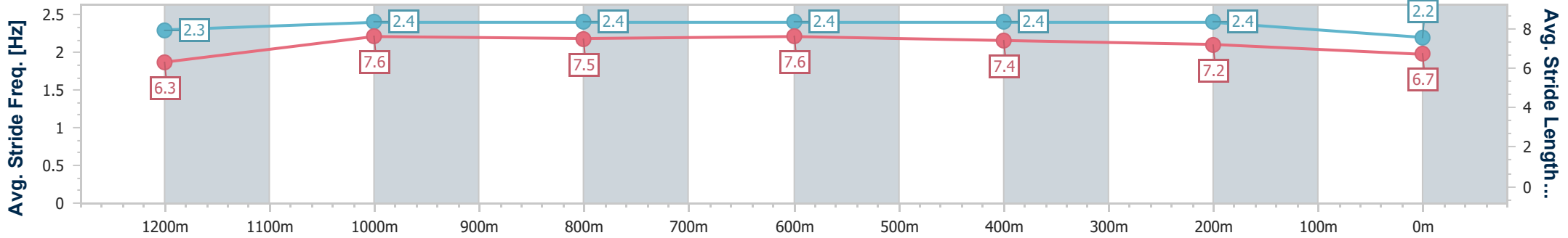
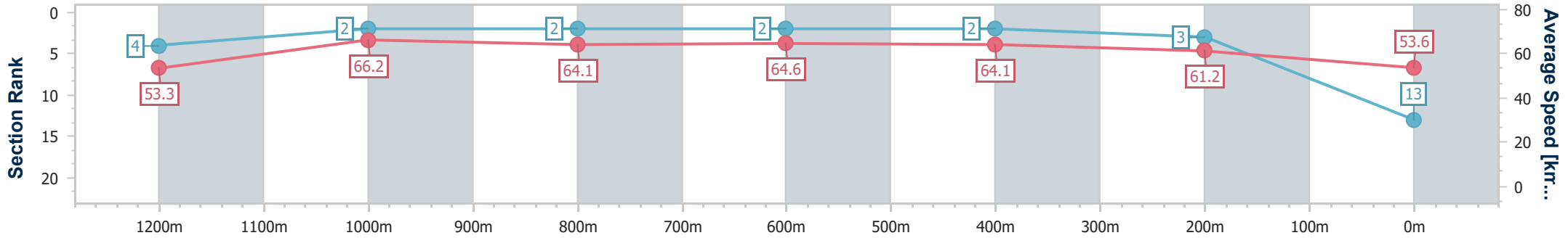
Horse/Jockey Name	My Artie
Final Rank	13
Fastest Section Time (Section)	0:10.86 (1200m)
Top Speed [km/h] (Section)	67.8 (1200m)
Race State	Finished



Townsville QLD Professional
 Race 6: CITY LANE TOWNSVILLE Class 3 Plate - 1400m
 03 August 2024 - 15:25
 Track Rating: Good 4, Weather: Fine, Rail Position: True



Section	Overall	1200m	1000m	800m	600m	400m	200m
Section Times	1:23.38 [13] (0:13.52)	1:09.86 [4] (0:10.86)	0:59.00 [2] (0:11.22)	0:47.78 [2] (0:11.20)	0:36.58 [2] (0:11.36)	0:25.22 [2] (0:11.81)	0:13.41 [3] (0:13.41)
Average Speed [km/h]	53.3	66.2	64.1	64.6	64.1	61.2	53.6
Top Speed [km/h]	67.3	67.8	66.3	65.9	65.3	63.5	58.4
Avg. Dist. to Rail [m]	6.0	0.6	0.7	1.3	1.8	2.3	3.1
Avg. Stride Freq. [Hz]	2.3	2.4	2.4	2.4	2.4	2.4	2.2
Avg. Stride Length [m]	6.3	7.6	7.5	7.6	7.4	7.2	6.7



- [] Ranking at each section and finish
- .-.- No data available at this section
- NA No data available



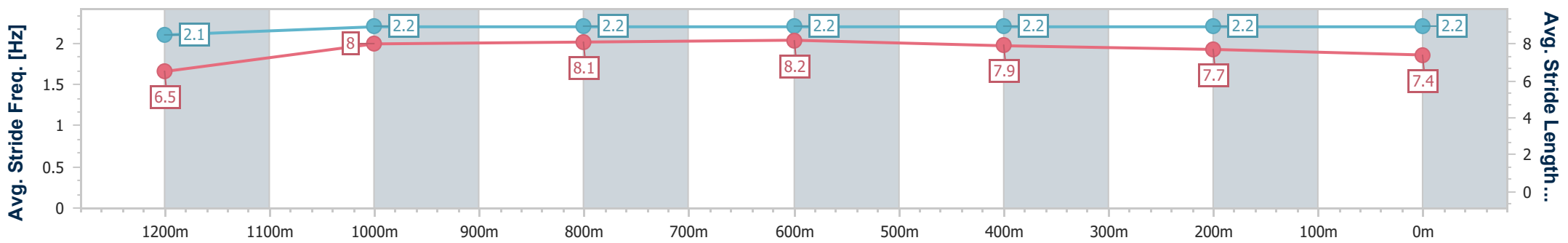
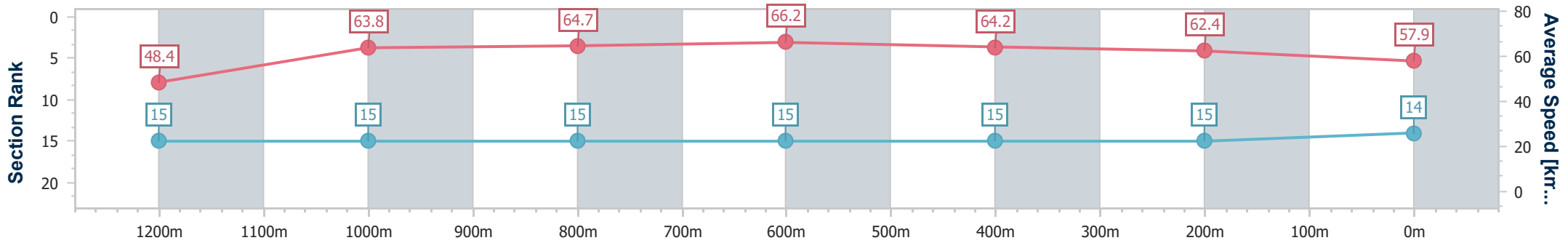
Horse/Jockey Name	Finsceal
Final Rank	14
Fastest Section Time (Section)	0:10.94 (800m)
Top Speed [km/h] (Section)	66.8 (800m)
Race State	Finished



Townsville QLD Professional
 Race 6: CITY LANE TOWNSVILLE Class 3 Plate - 1400m
 03 August 2024 - 15:25
 Track Rating: Good 4, Weather: Fine, Rail Position: True



Section	Overall	1200m	1000m	800m	600m	400m	200m
Section Times	1:23.68 [14] (0:14.89)	1:08.79 [15] (0:11.30)	0:57.49 [15] (0:11.20)	0:46.29 [15] (0:10.94)	0:35.35 [15] (0:11.33)	0:24.02 [15] (0:11.59)	0:12.43 [15] (0:12.43)
Average Speed [km/h]	48.4	63.8	64.7	66.2	64.2	62.4	57.9
Top Speed [km/h]	63.3	64.5	66.3	66.8	65.4	63.1	61.3
Avg. Dist. to Rail [m]	5.5	1.7	1.1	1.0	1.9	4.0	4.7
Avg. Stride Freq. [Hz]	2.1	2.2	2.2	2.2	2.2	2.2	2.2
Avg. Stride Length [m]	6.5	8.0	8.1	8.2	7.9	7.7	7.4



- [] Ranking at each section and finish
- .-.- No data available at this section
- NA No data available



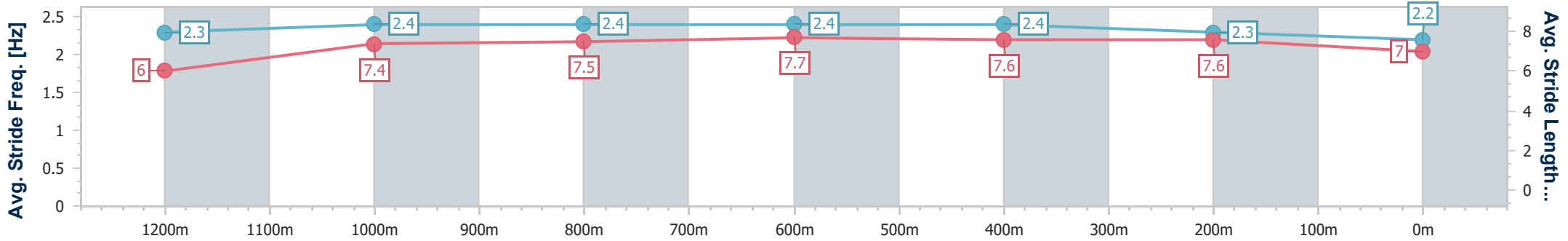
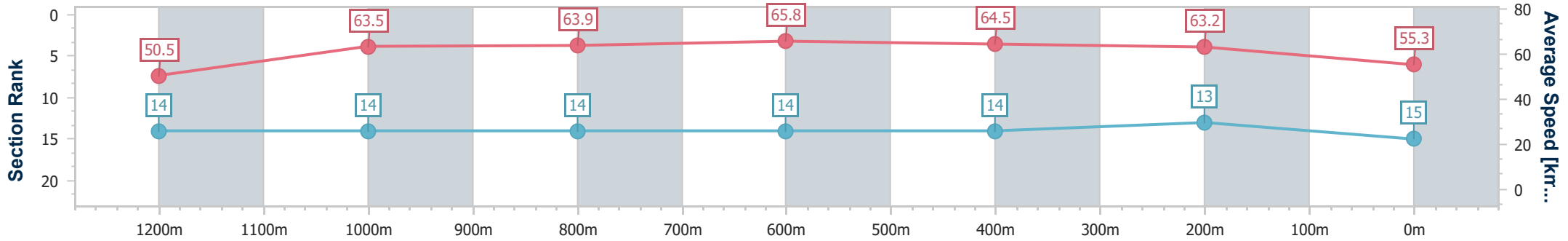
Horse/Jockey Name	Devil's Inn
Final Rank	15
Fastest Section Time (Section)	0:11.00 (800m)
Top Speed [km/h] (Section)	67.1 (800m)
Race State	Finished



Townsville QLD Professional
 Race 6: CITY LANE TOWNSVILLE Class 3 Plate - 1400m
 03 August 2024 - 15:25
 Track Rating: Good 4, Weather: Fine, Rail Position: True



Section	Overall	1200m	1000m	800m	600m	400m	200m
Section Times	1:23.75 [15] (0:14.31)	1:09.44 [14] (0:11.34)	0:58.10 [14] (0:11.32)	0:46.78 [14] (0:11.00)	0:35.78 [14] (0:11.27)	0:24.51 [14] (0:11.50)	0:13.01 [13] (0:13.01)
Average Speed [km/h]	50.5	63.5	63.9	65.8	64.5	63.2	55.3
Top Speed [km/h]	63.5	64.2	65.3	67.1	66.5	65.0	60.8
Avg. Dist. to Rail [m]	12.9	1.7	0.7	1.0	2.4	5.6	7.4
Avg. Stride Freq. [Hz]	2.3	2.4	2.4	2.4	2.4	2.3	2.2
Avg. Stride Length [m]	6.0	7.4	7.5	7.7	7.6	7.6	7.0



- [] Ranking at each section and finish
- .-.- No data available at this section
- NA No data available