



Townsville QLD Professional

Race 5: ERROL SEWELL RATINGS BAND 0 - 55 Handicap - 1300m

03 August 2024 - 14:50



Track Rating: Good 4, Weather: Fine, Rail Position: True

Section												Last 600m	
Field Times												0:36.20	
					Overall	1200m	1000m	800m	600m	400m			
					1:16.37 (0:08.43)	1:07.94 (0:10.73)	0:57.21 (0:10.50)	0:46.71 (0:10.51)	0:36.20 (0:11.57)	0:24.63 (0:11.97)			
Rank	TAB	Horse/Jockey	Barrier	Top Speed [km/h]	Fastest Section							Distance Travelled [m]	
1	5	EARLY FUSION Justin Huxtable	5	69.1 800m	0:08.56 Overall	1:16.37 [1] (0:08.56)	1:07.81 [2] (0:10.70)	0:57.11 [3] (0:10.61)	0:46.50 [3] (0:10.72)	0:35.78 [2] (0:11.46)	0:24.32 [2] (0:11.66)	0:35.78	
2	17	OH MY HAT Adrian Layt	10	69.1 1000m	0:08.43 Overall	1:16.74 [2] (0:08.43)	1:08.31 [1] (0:10.84)	0:57.47 [4] (0:10.73)	0:46.74 [4] (0:10.82)	0:35.92 [4] (0:11.45)	0:24.47 [4] (0:11.74)	0:35.92	+3
3	12	CITY OF BOULDER Ryan Wiggins	16	69.3 1000m	0:08.98 Overall	1:17.07 [3] (0:08.98)	1:08.09 [9] (0:10.67)	0:57.42 [7] (0:10.75)	0:46.67 [7] (0:10.90)	0:35.77 [7] (0:11.39)	0:24.38 [7] (0:11.85)	0:35.77	+6
4	14	VEE EIGHT POWER Denicious Smith	7	69.4 1200m	0:08.73 Overall	1:17.16 [4] (0:08.73)	1:08.43 [6] (0:10.76)	0:57.67 [5] (0:10.87)	0:46.80 [6] (0:10.71)	0:36.09 [5] (0:11.35)	0:24.74 [5] (0:11.96)	0:36.09	+3
5	18	CHUCKA DUMMY Justin Stanley	2	68.0 1000m	0:09.13 Overall	1:17.27 [5] (0:09.13)	1:08.14 [14] (0:11.03)	0:57.11 [14] (0:10.77)	0:46.34 [13] (0:10.85)	0:35.49 [12] (0:11.45)	0:24.04 [12] (0:11.72)	0:35.49	+2
6	13	HOLY CROWN Michael Cahill	11	69.0 1000m	0:09.00 Overall	1:17.36 [6] (0:09.00)	1:08.36 [11] (0:10.97)	0:57.39 [12] (0:10.66)	0:46.73 [11] (0:10.88)	0:35.85 [10] (0:11.35)	0:24.50 [9] (0:11.74)	0:35.85	+7
7	6	KIDSTON Scott Sheargold	14	69.7 1000m	0:09.00 Overall	1:17.41 [7] (0:09.00)	1:08.41 [10] (0:10.87)	0:57.54 [10] (0:10.69)	0:46.85 [9] (0:10.96)	0:35.89 [11] (0:11.37)	0:24.52 [10] (0:11.63)	0:35.89	+12
8	2	STRATHCONA Nathan Thomas	12	68.5 1000m	0:09.27 Overall	1:17.61 [8] (0:09.27)	1:08.34 [16] (0:11.16)	0:57.18 [15] (0:10.86)	0:46.32 [15] (0:10.77)	0:35.55 [14] (0:11.36)	0:24.19 [14] (0:11.73)	0:35.55	+5
9	4	ANOTHER JACK Chris Whiteley	1	68.4 1000m	0:08.82 Overall	1:17.80 [9] (0:08.82)	1:08.98 [7] (0:11.00)	0:57.98 [9] (0:10.77)	0:47.21 [10] (0:10.88)	0:36.33 [9] (0:11.59)	0:24.74 [11] (0:11.95)	0:36.33	+1
10	8	DATINKA Isabella Teh	4	68.3 800m	0:09.17 Overall	1:17.85 [10] (0:09.17)	1:08.68 [15] (0:11.38)	0:57.30 [16] (0:10.82)	0:46.48 [16] (0:10.73)	0:35.75 [16] (0:11.43)	0:24.32 [15] (0:11.71)	0:35.75	-1

Scratched: Lord Power (#1), Miss Shalaa (#20), Seisme (#7), Rugged Roy (#19), Bold Zip (#21)

[] Ranking at each section and finish
 -:-:- No data available at this section
 NA No data available

SCN Saddle cloth number
 DNF Did not finish
 DNT Did not track



Townsville QLD Professional

Race 5: ERROL SEWELL RATINGS BAND 0 - 55 Handicap - 1300m

03 August 2024 - 14:50



Track Rating: Good 4, Weather: Fine, Rail Position: True

Section		Overall	1200m	1000m	800m	600m	400m	Last 600m				
Field Times		1:16.37 (0:08.43)	1:07.94 (0:10.73)	0:57.21 (0:10.50)	0:46.71 (0:10.51)	0:36.20 (0:11.57)	0:24.63 (0:11.97)	0:36.20				
Rank	TAB Horse/Jockey	Barrier	Top Speed [km/h]	Fastest Section	Distance Travelled [m]							
11	10 DAWN STRIKE Pietro Romeo	15	69.0	0:08.83	1:17.89 [11] Overall (0:08.83)	1:09.06 [8] (0:10.84)	0:58.22 [8] (0:10.81)	0:47.41 [8] (0:10.93)	0:36.48 [8] (0:11.43)	0:25.05 [8] (0:11.92)	0:36.48	+2
12	9 FERGYLISCIOUS Graham Kliese	8	67.7	0:09.03	1:17.97 [12] Overall (0:09.03)	1:08.94 [13] (0:10.90)	0:58.04 [11] (0:10.91)	0:47.13 [12] (0:10.95)	0:36.18 [13] (0:11.54)	0:24.64 [13] (0:12.01)	0:36.18	+6
13	11 LISTEN LISTEN Jackson Murphy	21	70.9	0:08.60	1:18.51 [13] Overall (0:08.60)	1:09.91 [3] (0:10.56)	0:59.35 [1] (0:10.50)	0:48.85 [1] (0:10.51)	0:38.34 [1] (0:11.57)	0:26.77 [1] (0:12.64)	0:38.34	+3
14	15 ICE BOUND Sean Cormack	13	70.0	0:08.65	1:18.81 [14] Overall (0:08.65)	1:10.16 [4] (0:10.52)	0:59.64 [2] (0:10.64)	0:49.00 [2] (0:10.83)	0:38.17 [3] (0:11.62)	0:26.55 [3] (0:12.54)	0:38.17	+4
15	16 RED HOT LOVE Shannon Apthorpe	6	68.3	0:09.03	1:19.06 [15] Overall (0:09.03)	1:10.03 [12] (0:11.13)	0:58.90 [13] (0:10.88)	0:48.02 [14] (0:11.06)	0:36.96 [15] (0:11.56)	0:25.40 [16] (0:12.08)	0:36.96	+12
16	3 TEST OF WAR Ashley Butler	3	68.1	0:08.68	1:21.07 [16] Overall (0:08.68)	1:12.39 [5] (0:10.89)	1:01.50 [6] (0:10.78)	0:50.72 [5] (0:10.82)	0:39.90 [6] (0:11.51)	0:28.39 [6] (0:12.38)	0:39.90	-2

Scratched: Lord Power (#1), Miss Shalaa (#20), Seisme (#7), Rugged Roy (#19), Bold Zip (#21)

[] Ranking at each section and finish
 -:-:- No data available at this section
 NA No data available

SCN Saddle cloth number
 DNF Did not finish
 DNT Did not track



Townsville QLD Professional

Race 5: ERROL SEWELL RATINGS BAND 0 - 55 Handicap - 1300m

03 August 2024 - 14:50



Track Rating: Good 4, Weather: Fine, Rail Position: True

Section							200m			Last 600m
Field Times							0:12.66			0:36.20
Rank	TAB	Horse/Jockey	Barrier	Top Speed [km/h]	Fastest Section	Margin				Distance Travelled [m]
1	5	EARLY FUSION Justin Huxtable	5	69.1 800m	0:08.56 Overall	0:12.66 [1] (0:12.66)	1:16.37		0:35.78	
2	17	OH MY HAT Adrian Layt	10	69.1 1000m	0:08.43 Overall	0:12.73 [2] (0:12.73)	2.18L		0:35.92	+3
3	12	CITY OF BOULDER Ryan Wiggins	16	69.3 1000m	0:08.98 Overall	0:12.53 [6] (0:12.53)	4.1L		0:35.77	+6
4	14	VEE EIGHT POWER Denicious Smith	7	69.4 1200m	0:08.73 Overall	0:12.78 [3] (0:12.78)	4.66L		0:36.09	+3
5	18	CHUCKA DUMMY Justin Stanley	2	68.0 1000m	0:09.13 Overall	0:12.32 [10] (0:12.32)	5.29L		0:35.49	+2
6	13	HOLY CROWN Michael Cahill	11	69.0 1000m	0:09.00 Overall	0:12.76 [7] (0:12.76)	5.81L		0:35.85	+7
7	6	KIDSTON Scott Sheargold	14	69.7 1000m	0:09.00 Overall	0:12.89 [5] (0:12.89)	6.14L		0:35.89	+12
8	2	STRATHCONA Nathan Thomas	12	68.5 1000m	0:09.27 Overall	0:12.46 [13] (0:12.46)	7.31L		0:35.55	+5
9	4	ANOTHER JACK Chris Whiteley	1	68.4 1000m	0:08.82 Overall	0:12.79 [11] (0:12.79)	8.44L		0:36.33	+1
10	8	DATINKA Isabella Teh	4	68.3 800m	0:09.17 Overall	0:12.61 [14] (0:12.61)	8.73L		0:35.75	-1

Scratched: Lord Power (#1), Miss Shalaa (#20), Seisme (#7), Rugged Roy (#19), Bold Zip (#21)

Report Created: Sat 3 August 2024 15:30 GMT+10 (Note: Timing is based on position data)

Page 3/20

[] Ranking at each section and finish
 -:-:- No data available at this section
 NA No data available

SCN Saddle cloth number
 DNF Did not finish
 DNT Did not track

data processed by  **TRIPLESDATA**



Townsville QLD Professional

Race 5: ERROL SEWELL RATINGS BAND 0 - 55 Handicap - 1300m

03 August 2024 - 14:50



Track Rating: Good 4, Weather: Fine, Rail Position: True

Section				200m				Last 600m		
Field Times				0:12.66 (0:12.66)				0:36.20		
Rank	TAB	Horse/Jockey	Barrier	Top Speed [km/h]	Fastest Section	Margin			Distance Travelled [m]	
11	10	DAWN STRIKE	15	69.0	0:08.83	0:13.13 [8]	8.92L		0:36.48	+2
		Pietro Romeo		1000m	Overall	(0:13.13)				
12	9	FERGYLISCIOUS	8	67.7	0:09.03	0:12.63 [15]	9.42L		0:36.18	+6
		Graham Kliese		800m	Overall	(0:12.63)				
13	11	LISTEN LISTEN	21	70.9	0:08.60	0:14.13 [4]	12.59L		0:38.34	+3
		Jackson Murphy		1000m	Overall	(0:14.13)				
14	15	ICE BOUND	13	70.0	0:08.65	0:14.01 [9]	14.33L		0:38.17	+4
		Sean Cormack		1200m	Overall	(0:14.01)				
15	16	RED HOT LOVE	6	68.3	0:09.03	0:13.32 [16]	15.8L		0:36.96	+12
		Shannon Apthorpe		1000m	Overall	(0:13.32)				
16	3	TEST OF WAR	3	68.1	0:08.68	0:16.01 [12]	27.67L		0:39.90	-2
		Ashley Butler		1000m	Overall	(0:16.01)				

Scratched: Lord Power (#1), Miss Shalaa (#20), Seisme (#7), Rugged Roy (#19), Bold Zip (#21)

[] Ranking at each section and finish
 -:-:- No data available at this section
 NA No data available

SCN Saddle cloth number
 DNF Did not finish
 DNT Did not track



Horse/Jockey Name	Early Fusion
Final Rank	1
Fastest Section Time (Section)	0:08.56 (Overall)
Top Speed [km/h] (Section)	69.1 (800m)
Race State	Finished



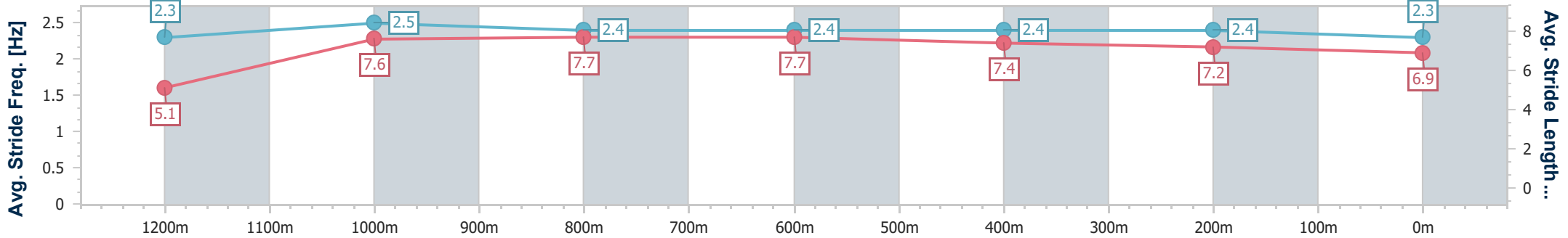
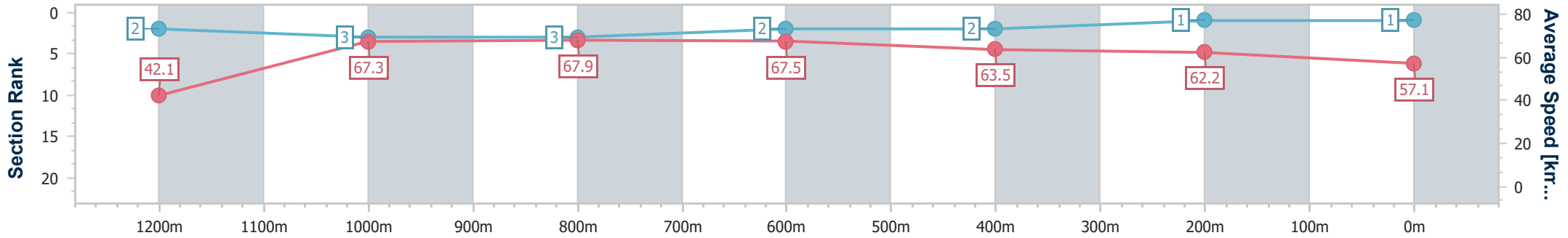
Townsville QLD Professional
Race 5: ERROL SEWELL RATINGS BAND 0 - 55 Handicap - 1300m



03 August 2024 - 14:50

Track Rating: Good 4, Weather: Fine, Rail Position: True

Section	Overall	1200m	1000m	800m	600m	400m	200m
Section Times	1:16.37 [1] (0:08.56)	1:07.81 [2] (0:10.70)	0:57.11 [3] (0:10.61)	0:46.50 [3] (0:10.72)	0:35.78 [2] (0:11.46)	0:24.32 [2] (0:11.66)	0:12.66 [1] (0:12.66)
Average Speed [km/h]	42.1	67.3	67.9	67.5	63.5	62.2	57.1
Top Speed [km/h]	66.0	68.7	68.6	69.1	65.7	65.0	60.5
Avg. Dist. to Rail [m]	6.3	0.4	0.7	0.9	2.4	4.3	7.7
Avg. Stride Freq. [Hz]	2.3	2.5	2.4	2.4	2.4	2.4	2.3
Avg. Stride Length [m]	5.1	7.6	7.7	7.7	7.4	7.2	6.9



- [] Ranking at each section and finish
- .-.- No data available at this section
- NA No data available



Horse/Jockey Name	Oh My Hat
Final Rank	2
Fastest Section Time (Section)	0:08.43 (Overall)
Top Speed [km/h] (Section)	69.1 (1000m)
Race State	Finished



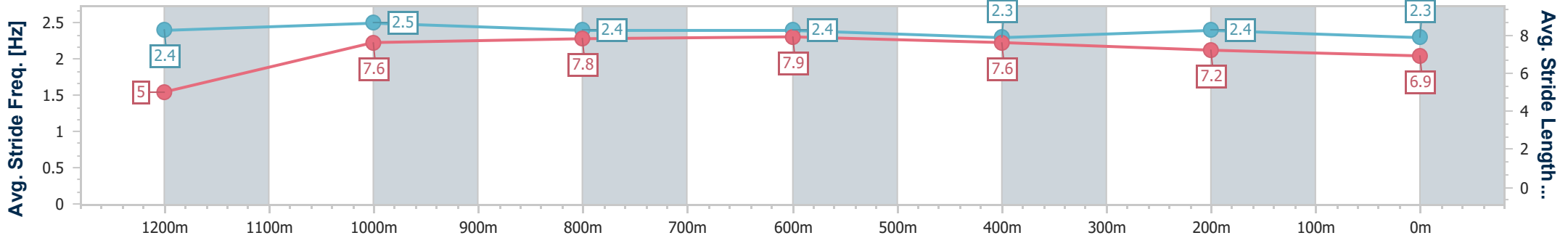
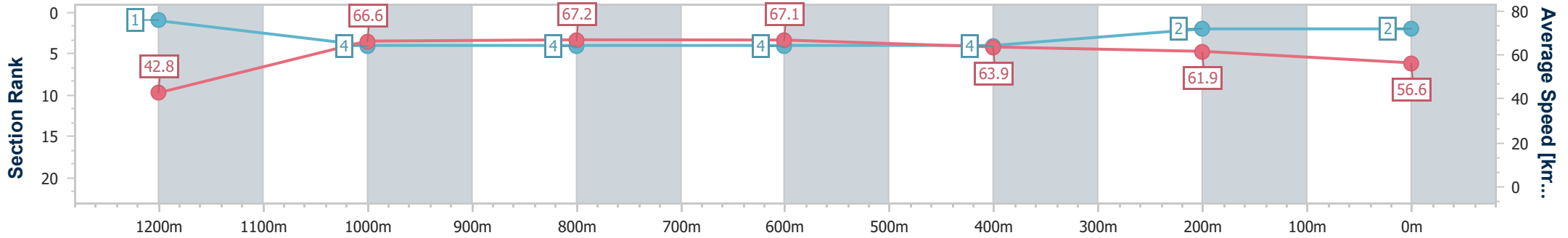
Townsville QLD Professional
Race 5: ERROL SEWELL RATINGS BAND 0 - 55 Handicap - 1300m



03 August 2024 - 14:50

Track Rating: Good 4, Weather: Fine, Rail Position: True

Section	Overall	1200m	1000m	800m	600m	400m	200m
Section Times	1:16.74 [2] (0:08.43)	1:08.31 [1] (0:10.84)	0:57.47 [4] (0:10.73)	0:46.74 [4] (0:10.82)	0:35.92 [4] (0:11.45)	0:24.47 [4] (0:11.74)	0:12.73 [2] (0:12.73)
Average Speed [km/h]	42.8	66.6	67.2	67.1	63.9	61.9	56.6
Top Speed [km/h]	65.8	68.8	69.1	69.0	66.2	64.3	60.0
Avg. Dist. to Rail [m]	11.6	3.0	0.6	1.4	3.4	5.6	7.5
Avg. Stride Freq. [Hz]	2.4	2.5	2.4	2.4	2.3	2.4	2.3
Avg. Stride Length [m]	5.0	7.6	7.8	7.9	7.6	7.2	6.9



- [] Ranking at each section and finish
- .-.- No data available at this section
- NA No data available



Horse/Jockey Name	City Of Boulder
Final Rank	3
Fastest Section Time (Section)	0:08.98 (Overall)
Top Speed [km/h] (Section)	69.3 (1000m)
Race State	Finished



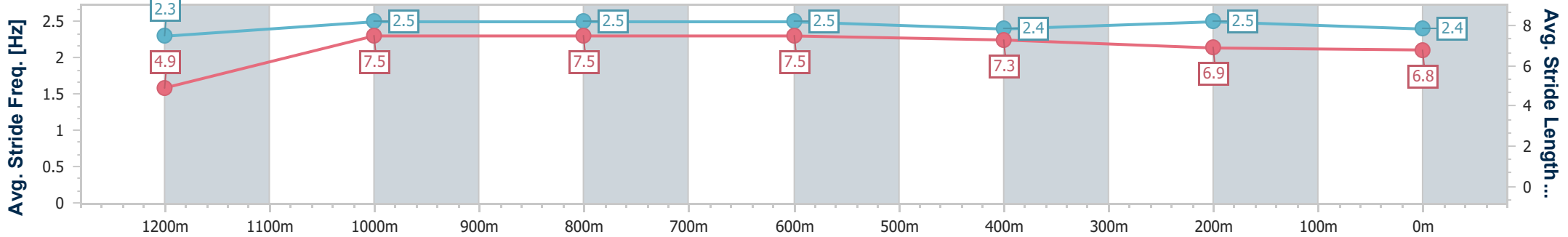
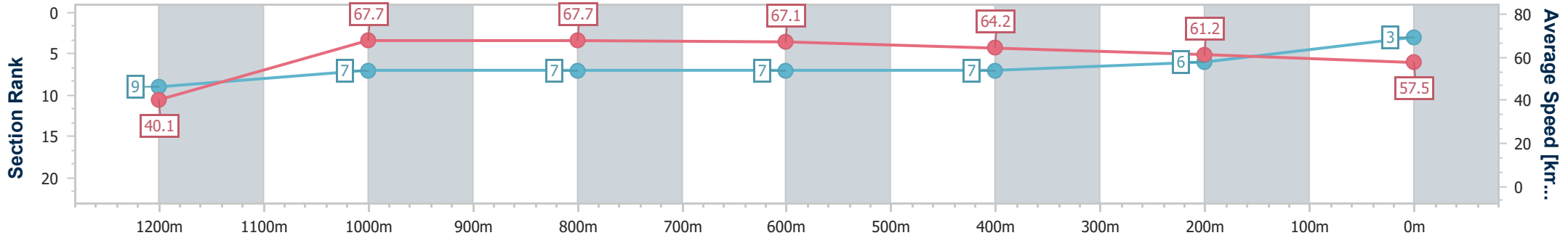
Townsville QLD Professional
Race 5: ERROL SEWELL RATINGS BAND 0 - 55 Handicap - 1300m



03 August 2024 - 14:50

Track Rating: Good 4, Weather: Fine, Rail Position: True

Section	Overall	1200m	1000m	800m	600m	400m	200m
Section Times	1:17.07 [3] (0:08.98)	1:08.09 [9] (0:10.67)	0:57.42 [7] (0:10.75)	0:46.67 [7] (0:10.90)	0:35.77 [7] (0:11.39)	0:24.38 [7] (0:11.85)	0:12.53 [6] (0:12.53)
Average Speed [km/h]	40.1	67.7	67.7	67.1	64.2	61.2	57.5
Top Speed [km/h]	63.2	69.0	69.3	67.7	66.6	62.3	60.2
Avg. Dist. to Rail [m]	15.9	5.2	2.2	3.2	3.2	4.6	6.2
Avg. Stride Freq. [Hz]	2.3	2.5	2.5	2.5	2.4	2.5	2.4
Avg. Stride Length [m]	4.9	7.5	7.5	7.5	7.3	6.9	6.8



- [] Ranking at each section and finish
- .-.- No data available at this section
- NA No data available



Horse/Jockey Name	Vee Eight Power
Final Rank	4
Fastest Section Time (Section)	0:08.73 (Overall)
Top Speed [km/h] (Section)	69.4 (1200m)
Race State	Finished



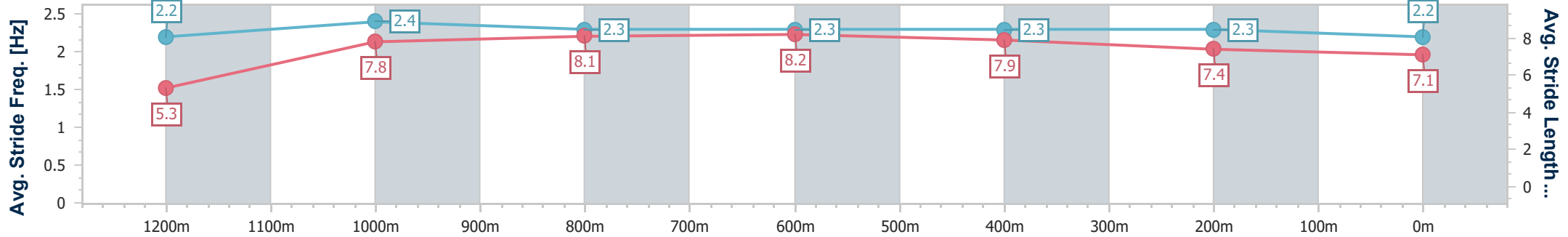
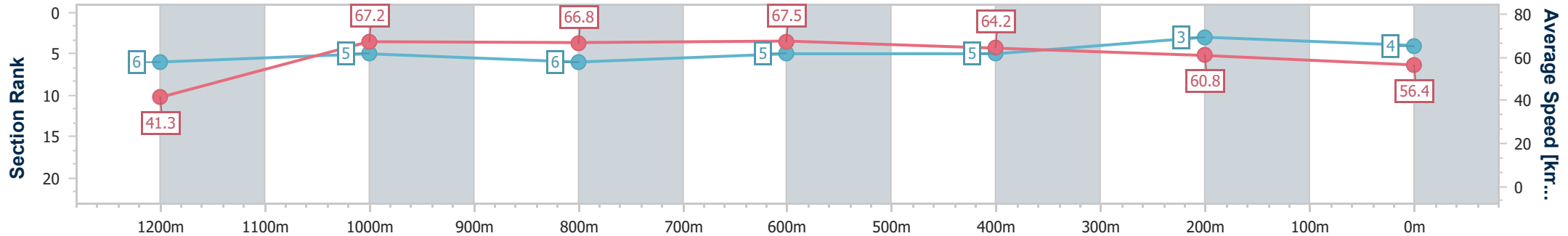
Townsville QLD Professional
Race 5: ERROL SEWELL RATINGS BAND 0 - 55 Handicap - 1300m



03 August 2024 - 14:50

Track Rating: Good 4, Weather: Fine, Rail Position: True

Section	Overall	1200m	1000m	800m	600m	400m	200m
Section Times	1:17.16 [4] (0:08.73)	1:08.43 [6] (0:10.76)	0:57.67 [5] (0:10.87)	0:46.80 [6] (0:10.71)	0:36.09 [5] (0:11.35)	0:24.74 [5] (0:11.96)	0:12.78 [3] (0:12.78)
Average Speed [km/h]	41.3	67.2	66.8	67.5	64.2	60.8	56.4
Top Speed [km/h]	64.2	69.4	67.5	69.0	66.5	62.8	58.4
Avg. Dist. to Rail [m]	9.1	2.7	1.8	0.9	2.6	6.4	6.8
Avg. Stride Freq. [Hz]	2.2	2.4	2.3	2.3	2.3	2.3	2.2
Avg. Stride Length [m]	5.3	7.8	8.1	8.2	7.9	7.4	7.1



- [] Ranking at each section and finish
- .-.- No data available at this section
- NA No data available



Horse/Jockey Name	Chucka Dummy
Final Rank	5
Fastest Section Time (Section)	0:09.13 (Overall)
Top Speed [km/h] (Section)	68.0 (1000m)
Race State	Finished



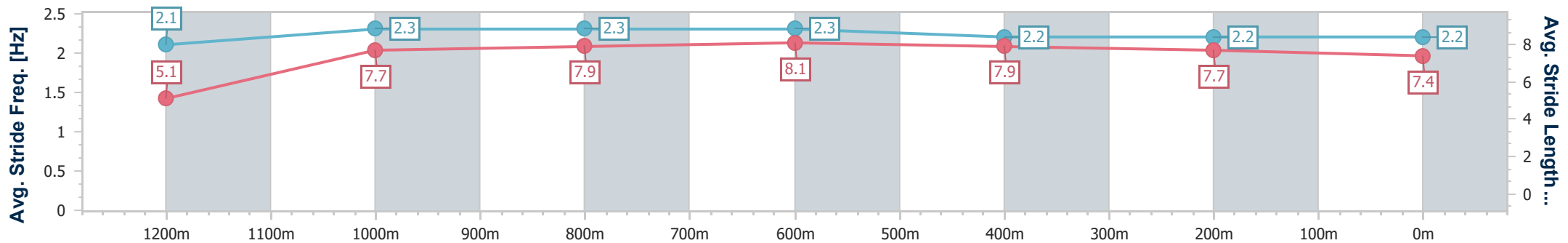
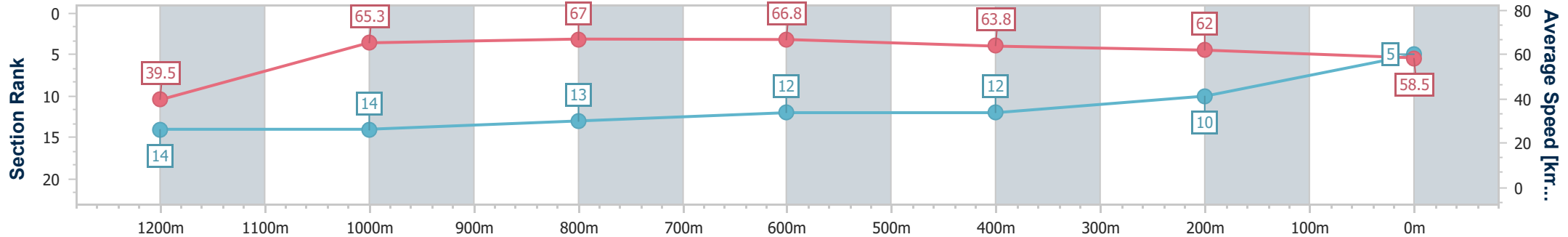
Townsville QLD Professional
Race 5: ERROL SEWELL RATINGS BAND 0 - 55 Handicap - 1300m



03 August 2024 - 14:50

Track Rating: Good 4, Weather: Fine, Rail Position: True

Section	Overall	1200m	1000m	800m	600m	400m	200m
Section Times	1:17.27 [5] (0:09.13)	1:08.14 [14] (0:11.03)	0:57.11 [14] (0:10.77)	0:46.34 [13] (0:10.85)	0:35.49 [12] (0:11.45)	0:24.04 [12] (0:11.72)	0:12.32 [10] (0:12.32)
Average Speed [km/h]	39.5	65.3	67.0	66.8	63.8	62.0	58.5
Top Speed [km/h]	61.8	66.7	68.0	67.7	65.5	62.6	61.5
Avg. Dist. to Rail [m]	4.9	0.7	0.7	1.5	2.8	6.0	9.1
Avg. Stride Freq. [Hz]	2.1	2.3	2.3	2.3	2.2	2.2	2.2
Avg. Stride Length [m]	5.1	7.7	7.9	8.1	7.9	7.7	7.4



- [] Ranking at each section and finish
- .-.- No data available at this section
- NA No data available



Horse/Jockey Name	Holy Crown
Final Rank	6
Fastest Section Time (Section)	0:09.00 (Overall)
Top Speed [km/h] (Section)	69.0 (1000m)
Race State	Finished



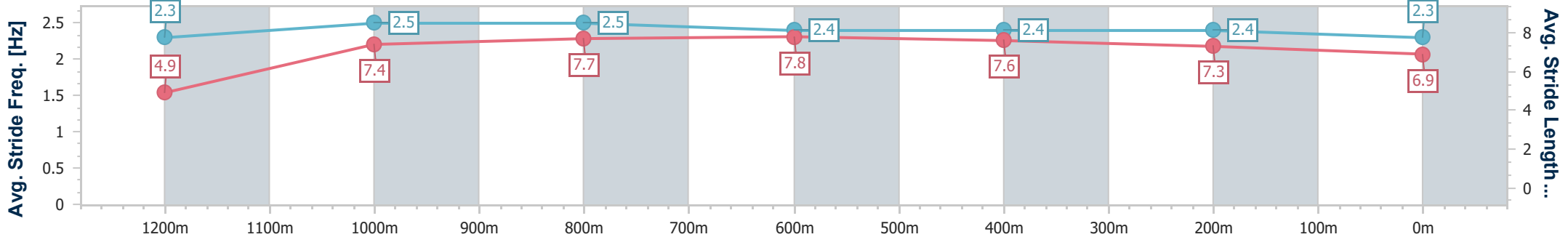
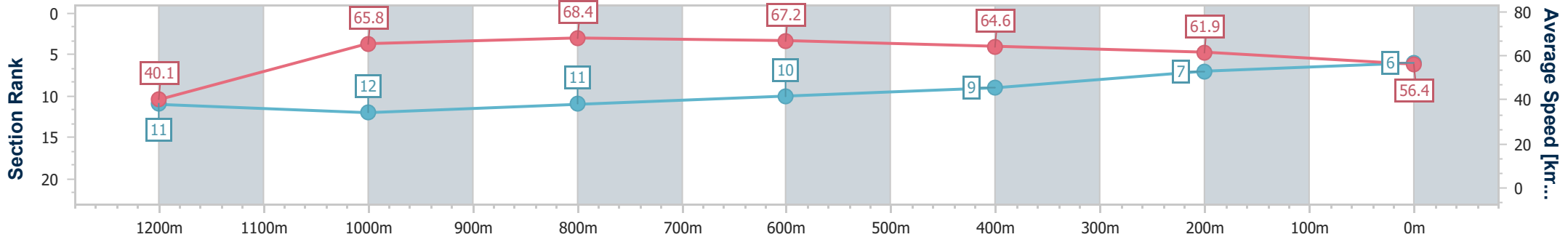
Townsville QLD Professional
Race 5: ERROL SEWELL RATINGS BAND 0 - 55 Handicap - 1300m



03 August 2024 - 14:50

Track Rating: Good 4, Weather: Fine, Rail Position: True

Section	Overall	1200m	1000m	800m	600m	400m	200m
Section Times	1:17.36 [6] (0:09.00)	1:08.36 [11] (0:10.97)	0:57.39 [12] (0:10.66)	0:46.73 [11] (0:10.88)	0:35.85 [10] (0:11.35)	0:24.50 [9] (0:11.74)	0:12.76 [7] (0:12.76)
Average Speed [km/h]	40.1	65.8	68.4	67.2	64.6	61.9	56.4
Top Speed [km/h]	62.7	68.1	69.0	68.1	65.4	64.4	59.2
Avg. Dist. to Rail [m]	12.4	4.5	2.6	3.0	3.6	5.8	5.6
Avg. Stride Freq. [Hz]	2.3	2.5	2.5	2.4	2.4	2.4	2.3
Avg. Stride Length [m]	4.9	7.4	7.7	7.8	7.6	7.3	6.9



- [] Ranking at each section and finish
- .-.- No data available at this section
- NA No data available



Horse/Jockey Name	Kidston
Final Rank	7
Fastest Section Time (Section)	0:09.00 (Overall)
Top Speed [km/h] (Section)	69.7 (1000m)
Race State	Finished



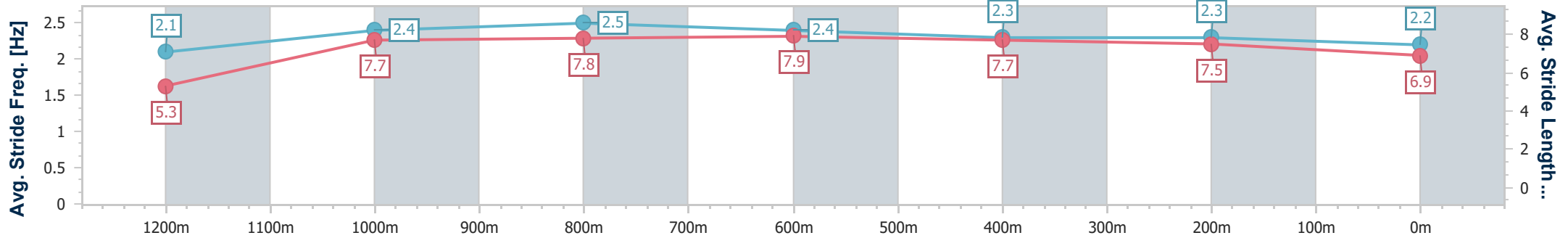
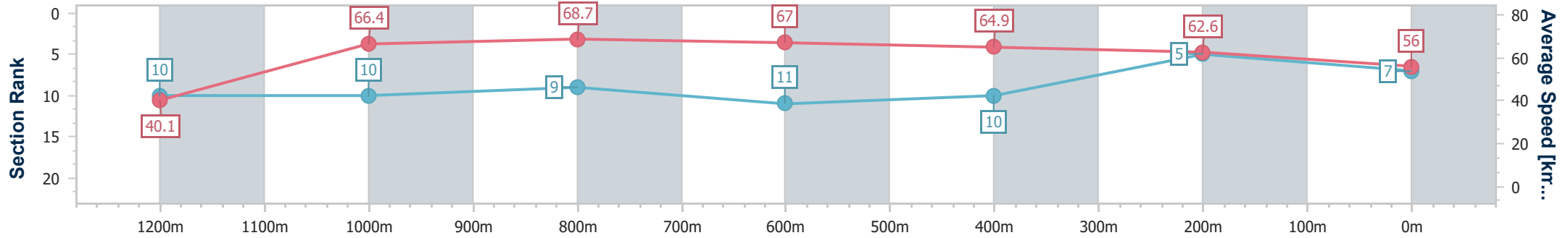
Townsville QLD Professional
Race 5: ERROL SEWELL RATINGS BAND 0 - 55 Handicap - 1300m



03 August 2024 - 14:50

Track Rating: Good 4, Weather: Fine, Rail Position: True

Section	Overall	1200m	1000m	800m	600m	400m	200m
Section Times	1:17.41 [7] (0:09.00)	1:08.41 [10] (0:10.87)	0:57.54 [10] (0:10.69)	0:46.85 [9] (0:10.96)	0:35.89 [11] (0:11.37)	0:24.52 [10] (0:11.63)	0:12.89 [5] (0:12.89)
Average Speed [km/h]	40.1	66.4	68.7	67.0	64.9	62.6	56.0
Top Speed [km/h]	63.4	68.5	69.7	67.7	66.0	63.9	61.2
Avg. Dist. to Rail [m]	14.3	5.4	4.3	3.9	5.0	7.2	7.6
Avg. Stride Freq. [Hz]	2.1	2.4	2.5	2.4	2.3	2.3	2.2
Avg. Stride Length [m]	5.3	7.7	7.8	7.9	7.7	7.5	6.9



- [] Ranking at each section and finish
- .-.- No data available at this section
- NA No data available



Horse/Jockey Name	Strathcona
Final Rank	8
Fastest Section Time (Section)	0:09.27 (Overall)
Top Speed [km/h] (Section)	68.5 (1000m)
Race State	Finished



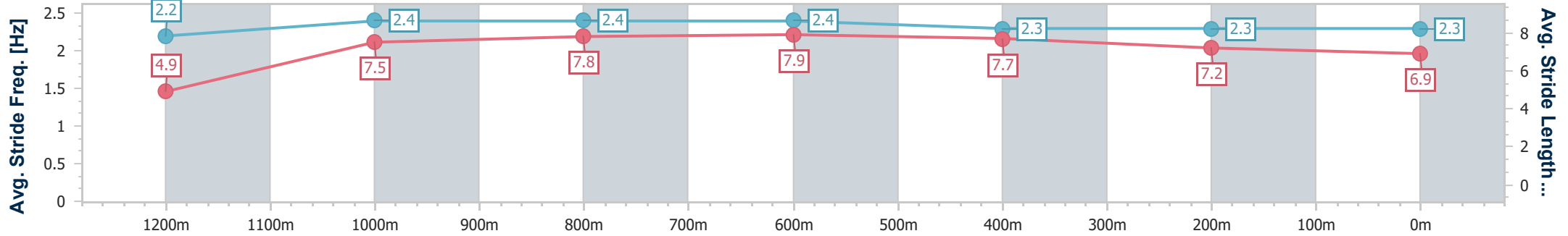
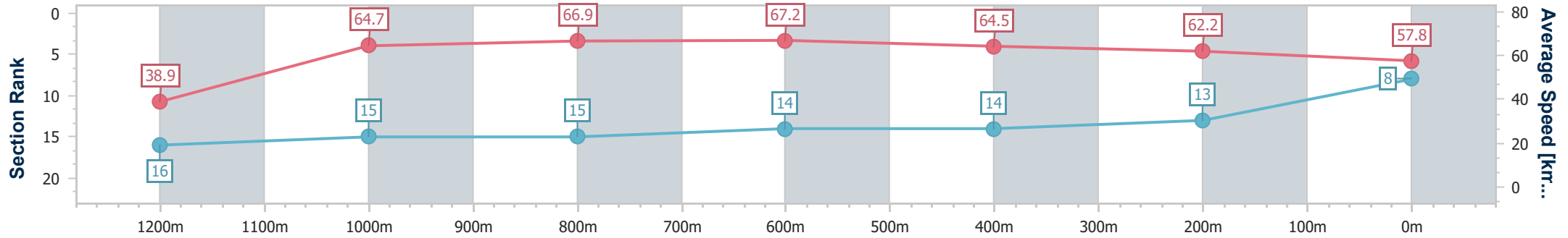
Townsville QLD Professional
Race 5: ERROL SEWELL RATINGS BAND 0 - 55 Handicap - 1300m



03 August 2024 - 14:50

Track Rating: Good 4, Weather: Fine, Rail Position: True

Section	Overall	1200m	1000m	800m	600m	400m	200m
Section Times	1:17.61 [8] (0:09.27)	1:08.34 [16] (0:11.16)	0:57.18 [15] (0:10.86)	0:46.32 [15] (0:10.77)	0:35.55 [14] (0:11.36)	0:24.19 [14] (0:11.73)	0:12.46 [13] (0:12.46)
Average Speed [km/h]	38.9	64.7	66.9	67.2	64.5	62.2	57.8
Top Speed [km/h]	62.1	65.6	68.5	68.4	66.2	62.7	61.1
Avg. Dist. to Rail [m]	12.7	3.8	1.5	1.5	3.8	7.8	10.6
Avg. Stride Freq. [Hz]	2.2	2.4	2.4	2.4	2.3	2.3	2.3
Avg. Stride Length [m]	4.9	7.5	7.8	7.9	7.7	7.2	6.9



- [] Ranking at each section and finish
- .-.- No data available at this section
- NA No data available



Horse/Jockey Name	Another Jack
Final Rank	9
Fastest Section Time (Section)	0:08.82 (Overall)
Top Speed [km/h] (Section)	68.4 (1000m)
Race State	Finished



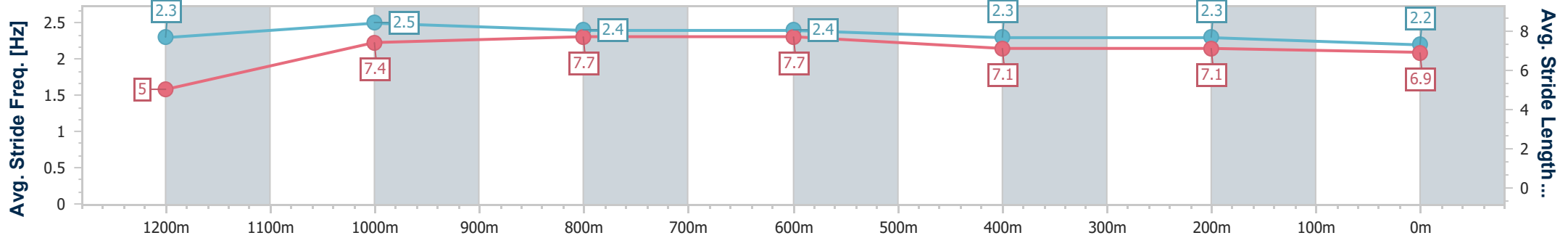
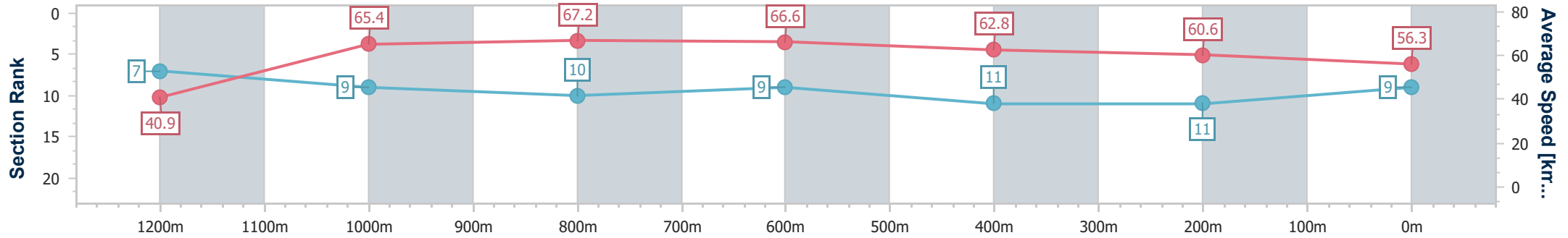
Townsville QLD Professional
Race 5: ERROL SEWELL RATINGS BAND 0 - 55 Handicap - 1300m



03 August 2024 - 14:50

Track Rating: Good 4, Weather: Fine, Rail Position: True

Section	Overall	1200m	1000m	800m	600m	400m	200m
Section Times	1:17.80 [9] (0:08.82)	1:08.98 [7] (0:11.00)	0:57.98 [9] (0:10.77)	0:47.21 [10] (0:10.88)	0:36.33 [9] (0:11.59)	0:24.74 [11] (0:11.95)	0:12.79 [11] (0:12.79)
Average Speed [km/h]	40.9	65.4	67.2	66.6	62.8	60.6	56.3
Top Speed [km/h]	62.7	67.1	68.4	67.9	64.3	61.2	60.0
Avg. Dist. to Rail [m]	3.8	1.2	1.1	1.3	2.3	4.9	8.0
Avg. Stride Freq. [Hz]	2.3	2.5	2.4	2.4	2.3	2.3	2.2
Avg. Stride Length [m]	5.0	7.4	7.7	7.7	7.1	7.1	6.9



- [] Ranking at each section and finish
- .-.- No data available at this section
- NA No data available



Horse/Jockey Name	Datinka
Final Rank	10
Fastest Section Time (Section)	0:09.17 (Overall)
Top Speed [km/h] (Section)	68.3 (800m)
Race State	Finished



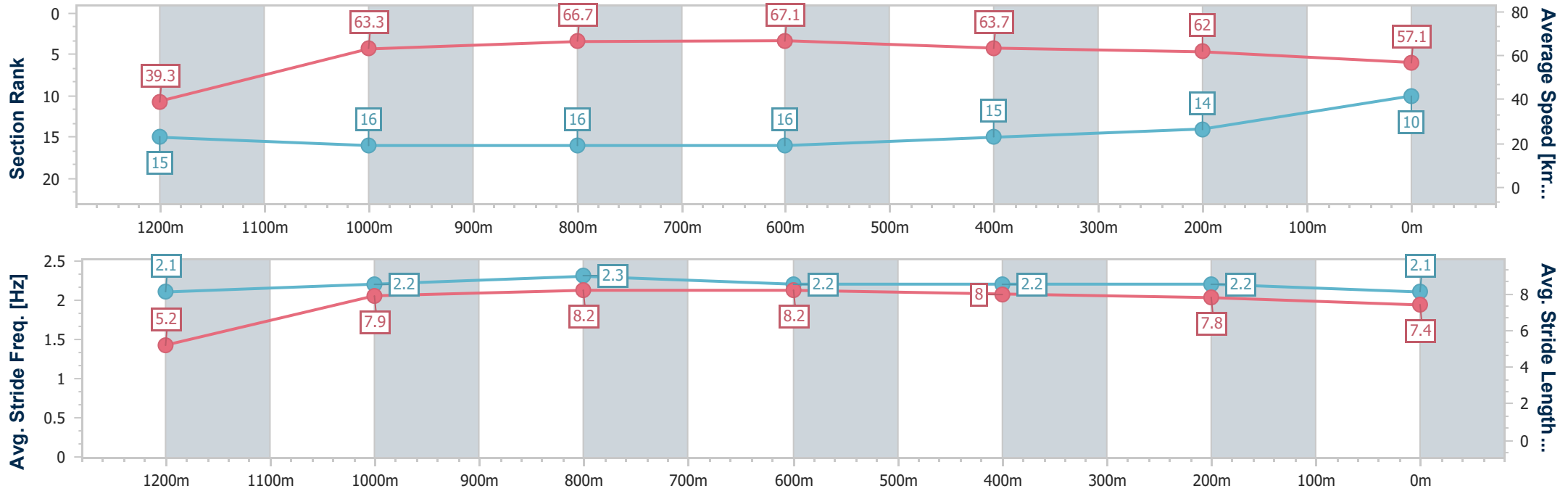
Townsville QLD Professional
Race 5: ERROL SEWELL RATINGS BAND 0 - 55 Handicap - 1300m



03 August 2024 - 14:50

Track Rating: Good 4, Weather: Fine, Rail Position: True

Section	Overall	1200m	1000m	800m	600m	400m	200m
Section Times	1:17.85 [10] (0:09.17)	1:08.68 [15] (0:11.38)	0:57.30 [16] (0:10.82)	0:46.48 [16] (0:10.73)	0:35.75 [16] (0:11.43)	0:24.32 [15] (0:11.71)	0:12.61 [14]
Average Speed [km/h]	39.3	63.3	66.7	67.1	63.7	62.0	57.1
Top Speed [km/h]	60.2	65.2	68.1	68.3	65.7	63.2	60.9
Avg. Dist. to Rail [m]	6.3	1.7	0.4	0.4	2.3	5.1	7.0
Avg. Stride Freq. [Hz]	2.1	2.2	2.3	2.2	2.2	2.2	2.1
Avg. Stride Length [m]	5.2	7.9	8.2	8.2	8.0	7.8	7.4



- [] Ranking at each section and finish
- .-.- No data available at this section
- NA No data available



Horse/Jockey Name	Dawn Strike
Final Rank	11
Fastest Section Time (Section)	0:08.83 (Overall)
Top Speed [km/h] (Section)	69.0 (1000m)
Race State	Finished



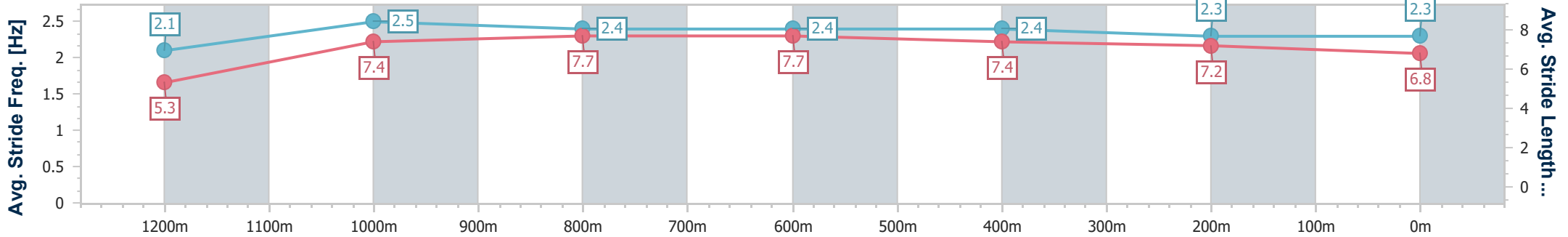
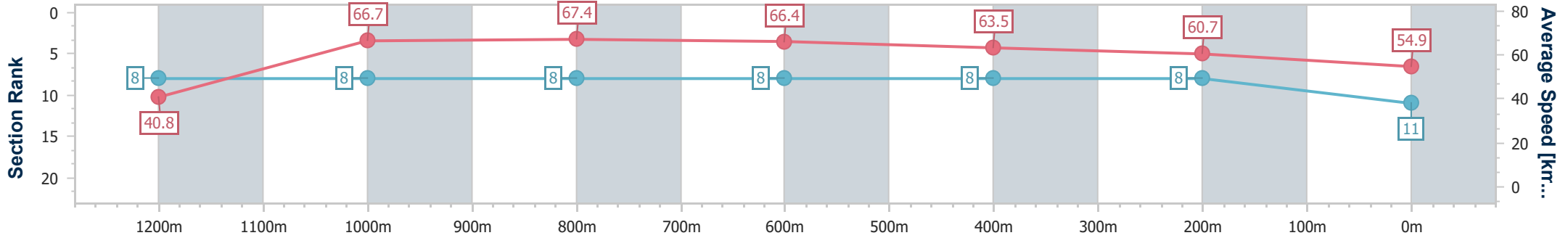
Townsville QLD Professional
Race 5: ERROL SEWELL RATINGS BAND 0 - 55 Handicap - 1300m



03 August 2024 - 14:50

Track Rating: Good 4, Weather: Fine, Rail Position: True

Section	Overall	1200m	1000m	800m	600m	400m	200m
Section Times	1:17.89 [11] (0:08.83)	1:09.06 [8] (0:10.84)	0:58.22 [8] (0:10.81)	0:47.41 [8] (0:10.93)	0:36.48 [8] (0:11.43)	0:25.05 [8] (0:11.92)	0:13.13 [8] (0:13.13)
Average Speed [km/h]	40.8	66.7	67.4	66.4	63.5	60.7	54.9
Top Speed [km/h]	62.8	67.6	69.0	67.4	65.1	62.3	58.6
Avg. Dist. to Rail [m]	15.4	3.7	2.2	1.8	1.5	2.4	3.5
Avg. Stride Freq. [Hz]	2.1	2.5	2.4	2.4	2.4	2.3	2.3
Avg. Stride Length [m]	5.3	7.4	7.7	7.7	7.4	7.2	6.8



- [] Ranking at each section and finish
- .-.- No data available at this section
- NA No data available



Horse/Jockey Name	Fergyliscious
Final Rank	12
Fastest Section Time (Section)	0:09.03 (Overall)
Top Speed [km/h] (Section)	67.7 (800m)
Race State	Finished



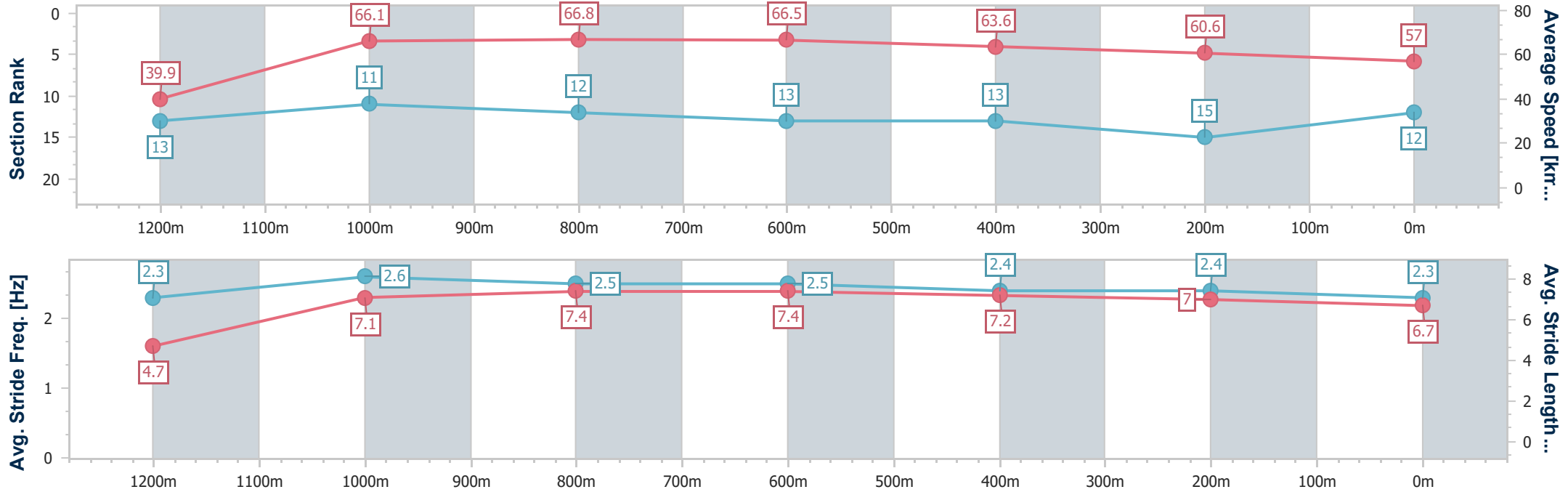
Townsville QLD Professional
Race 5: ERROL SEWELL RATINGS BAND 0 - 55 Handicap - 1300m



03 August 2024 - 14:50

Track Rating: Good 4, Weather: Fine, Rail Position: True

Section	Overall	1200m	1000m	800m	600m	400m	200m
Section Times	1:17.97 [12] (0:09.03)	1:08.94 [13] (0:10.90)	0:58.04 [11] (0:10.91)	0:47.13 [12] (0:10.95)	0:36.18 [13] (0:11.54)	0:24.64 [13] (0:12.01)	0:12.63 [15]
Average Speed [km/h]	39.9	66.1	66.8	66.5	63.6	60.6	57.0
Top Speed [km/h]	64.7	66.8	67.5	67.7	65.4	62.4	59.4
Avg. Dist. to Rail [m]	9.9	2.8	2.2	2.5	4.0	6.7	9.5
Avg. Stride Freq. [Hz]	2.3	2.6	2.5	2.5	2.4	2.4	2.3
Avg. Stride Length [m]	4.7	7.1	7.4	7.4	7.2	7.0	6.7





Horse/Jockey Name	Listen Listen
Final Rank	13
Fastest Section Time (Section)	0:08.60 (Overall)
Top Speed [km/h] (Section)	70.9 (1000m)
Race State	Finished



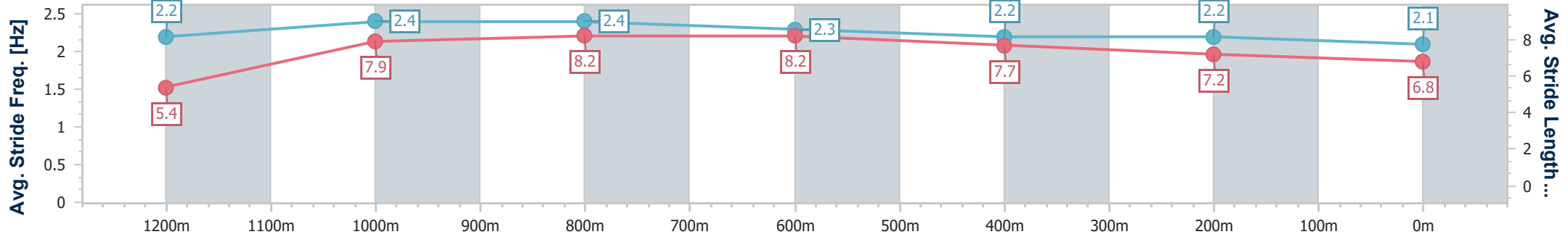
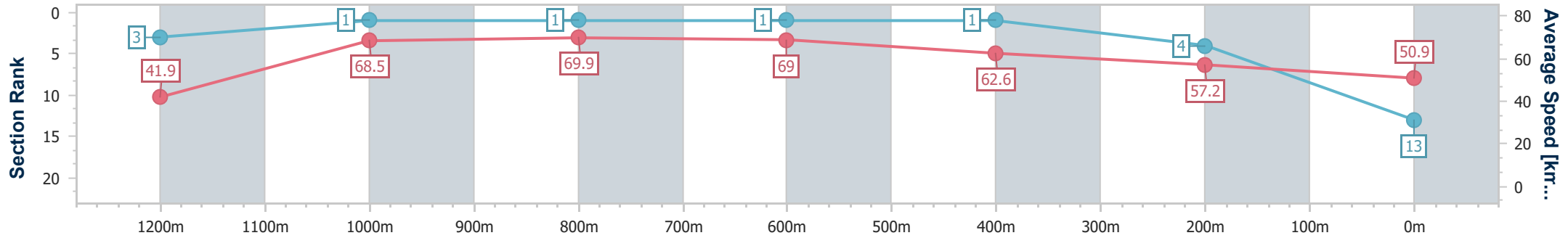
Townsville QLD Professional
Race 5: ERROL SEWELL RATINGS BAND 0 - 55 Handicap - 1300m



03 August 2024 - 14:50

Track Rating: Good 4, Weather: Fine, Rail Position: True

Section	Overall	1200m	1000m	800m	600m	400m	200m
Section Times	1:18.51 [13] (0:08.60)	1:09.91 [3] (0:10.56)	0:59.35 [1] (0:10.50)	0:48.85 [1] (0:10.51)	0:38.34 [1] (0:11.57)	0:26.77 [1] (0:12.64)	0:14.13 [4] (0:14.13)
Average Speed [km/h]	41.9	68.5	69.9	69.0	62.6	57.2	50.9
Top Speed [km/h]	64.6	69.9	70.9	70.8	66.1	59.2	54.7
Avg. Dist. to Rail [m]	16.4	6.2	4.3	1.6	1.0	2.7	3.8
Avg. Stride Freq. [Hz]	2.2	2.4	2.4	2.3	2.2	2.2	2.1
Avg. Stride Length [m]	5.4	7.9	8.2	8.2	7.7	7.2	6.8



- [] Ranking at each section and finish
- .-.- No data available at this section
- NA No data available



Horse/Jockey Name	Ice Bound
Final Rank	14
Fastest Section Time (Section)	0:08.65 (Overall)
Top Speed [km/h] (Section)	70.0 (1200m)
Race State	Finished



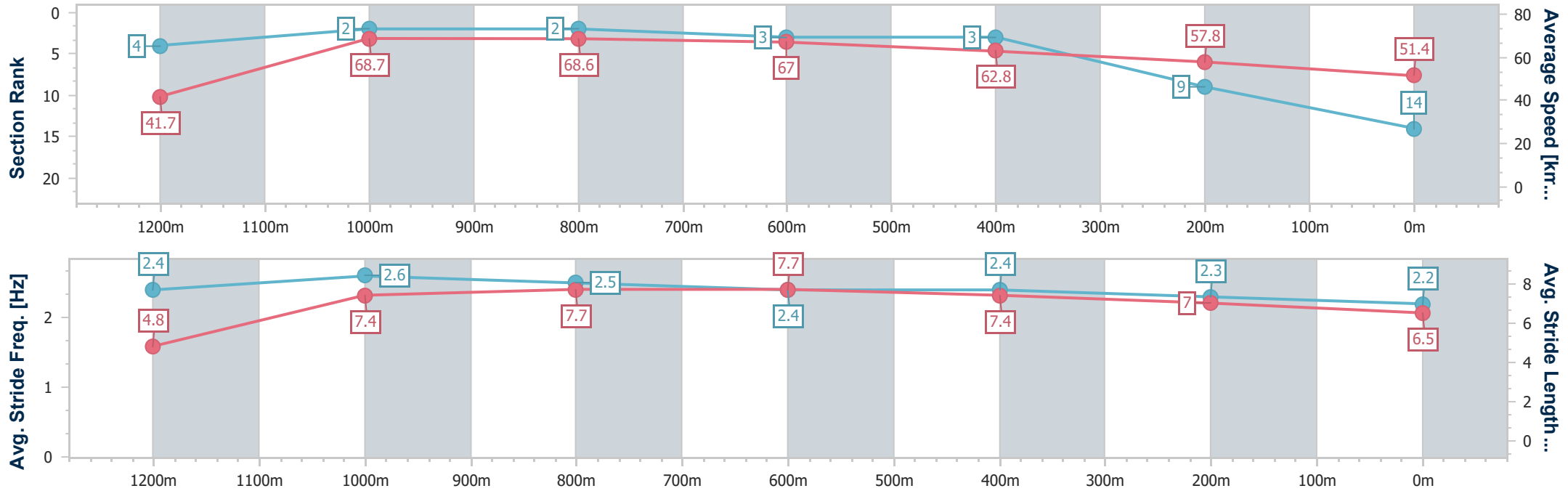
Townsville QLD Professional
Race 5: ERROL SEWELL RATINGS BAND 0 - 55 Handicap - 1300m



03 August 2024 - 14:50

Track Rating: Good 4, Weather: Fine, Rail Position: True

Section	Overall	1200m	1000m	800m	600m	400m	200m
Section Times	1:18.81 [14] (0:08.65)	1:10.16 [4] (0:10.52)	0:59.64 [2] (0:10.64)	0:49.00 [2] (0:10.83)	0:38.17 [3] (0:11.62)	0:26.55 [3] (0:12.54)	0:14.01 [9] (0:14.01)
Average Speed [km/h]	41.7	68.7	68.6	67.0	62.8	57.8	51.4
Top Speed [km/h]	65.1	70.0	69.0	68.9	66.8	60.1	56.5
Avg. Dist. to Rail [m]	14.1	4.7	2.8	1.7	2.6	4.2	6.2
Avg. Stride Freq. [Hz]	2.4	2.6	2.5	2.4	2.4	2.3	2.2
Avg. Stride Length [m]	4.8	7.4	7.7	7.7	7.4	7.0	6.5



- [] Ranking at each section and finish
- .-.- No data available at this section
- NA No data available



Horse/Jockey Name	Red Hot Love
Final Rank	15
Fastest Section Time (Section)	0:09.03 (Overall)
Top Speed [km/h] (Section)	68.3 (1000m)
Race State	Finished



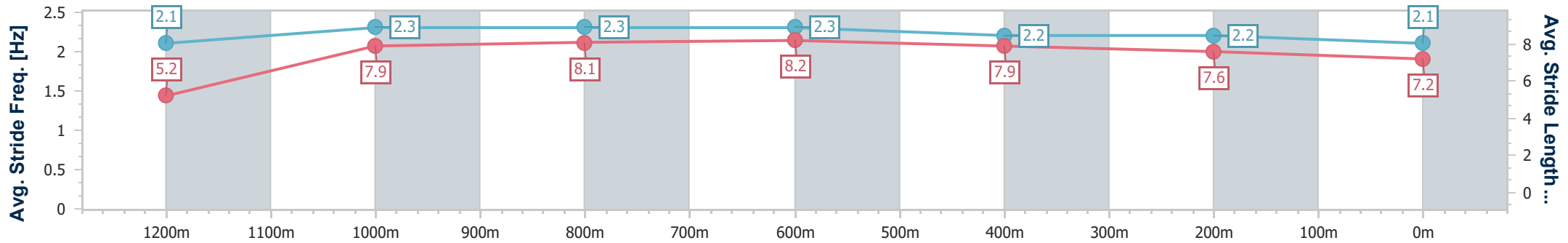
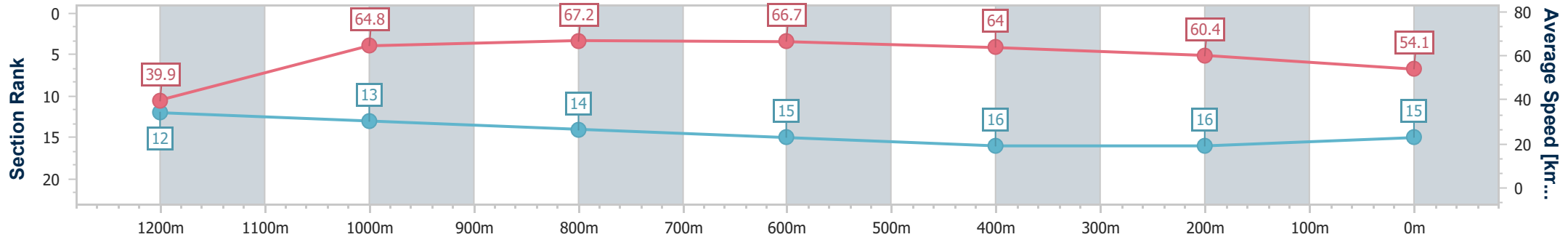
Townsville QLD Professional
Race 5: ERROL SEWELL RATINGS BAND 0 - 55 Handicap - 1300m



03 August 2024 - 14:50

Track Rating: Good 4, Weather: Fine, Rail Position: True

Section	Overall	1200m	1000m	800m	600m	400m	200m
Section Times	1:19.06 [15] (0:09.03)	1:10.03 [12] (0:11.13)	0:58.90 [13] (0:10.88)	0:48.02 [14] (0:11.06)	0:36.96 [15] (0:11.56)	0:25.40 [16] (0:12.08)	0:13.32 [16] (0:13.32)
Average Speed [km/h]	39.9	64.8	67.2	66.7	64.0	60.4	54.1
Top Speed [km/h]	62.7	66.2	68.3	67.9	66.0	61.6	58.7
Avg. Dist. to Rail [m]	8.3	3.1	3.0	5.0	5.5	6.8	7.4
Avg. Stride Freq. [Hz]	2.1	2.3	2.3	2.3	2.2	2.2	2.1
Avg. Stride Length [m]	5.2	7.9	8.1	8.2	7.9	7.6	7.2



- [] Ranking at each section and finish
- .-.- No data available at this section
- NA No data available



Horse/Jockey Name	Test of War
Final Rank	16
Fastest Section Time (Section)	0:08.68 (Overall)
Top Speed [km/h] (Section)	68.1 (1000m)
Race State	Finished



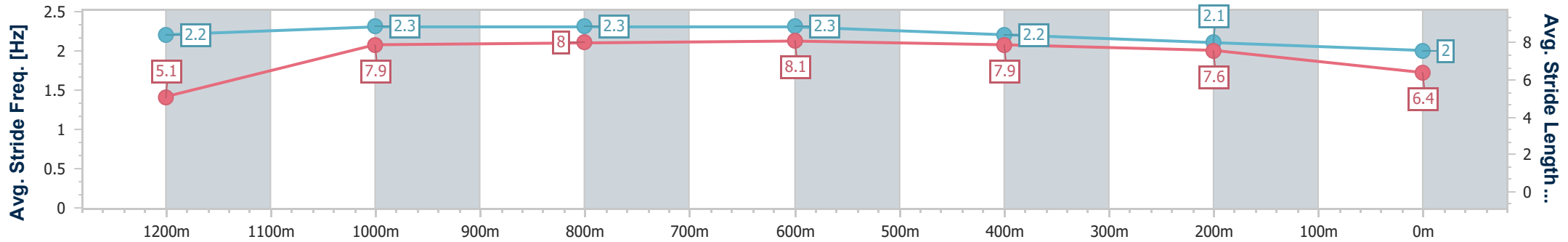
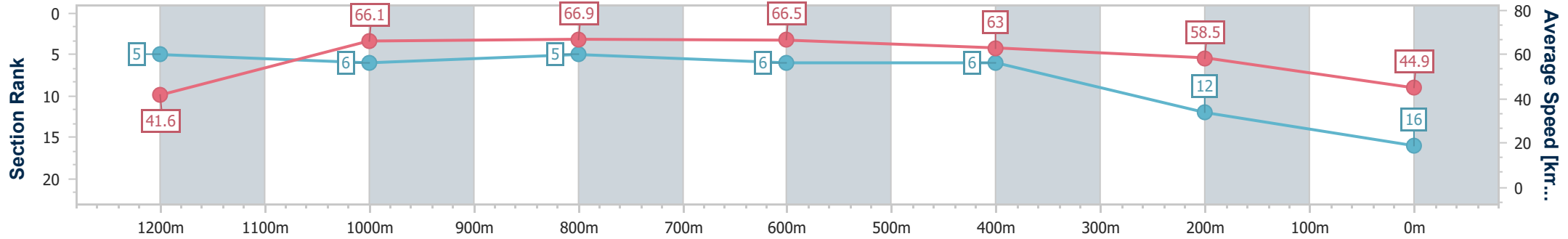
Townsville QLD Professional
Race 5: ERROL SEWELL RATINGS BAND 0 - 55 Handicap - 1300m



03 August 2024 - 14:50

Track Rating: Good 4, Weather: Fine, Rail Position: True

Section	Overall	1200m	1000m	800m	600m	400m	200m
Section Times	1:21.07 [16] (0:08.68)	1:12.39 [5] (0:10.89)	1:01.50 [6] (0:10.78)	0:50.72 [5] (0:10.82)	0:39.90 [6] (0:11.51)	0:28.39 [6] (0:12.38)	0:16.01 [12] (0:16.01)
Average Speed [km/h]	41.6	66.1	66.9	66.5	63.0	58.5	44.9
Top Speed [km/h]	62.3	67.4	68.1	67.6	64.7	60.8	55.0
Avg. Dist. to Rail [m]	6.1	1.2	0.3	0.2	1.5	3.2	4.9
Avg. Stride Freq. [Hz]	2.2	2.3	2.3	2.3	2.2	2.1	2.0
Avg. Stride Length [m]	5.1	7.9	8.0	8.1	7.9	7.6	6.4



- [] Ranking at each section and finish
- .-.- No data available at this section
- NA No data available