



# Townsville QLD Professional

## Race 4: JCU UNI BAR BENCHMARK 55 Handicap - 1000m

03 August 2024 - 14:16



Track Rating: Soft 5, Weather: Fine, Rail Position: True

Section		Overall									Last 600m	
Field Times		0:56.97 (0:12.73)									0:34.18	
		800m			600m		400m		200m			
		0:44.24 (0:10.06)			0:34.18 (0:10.65)		0:23.53 (0:11.45)		0:12.08 (0:12.08)			
Rank	TAB	Horse/Jockey	Barrier	Top Speed [km/h]	Fastest Section	Overall	800m	600m	400m	200m	Margin	Distance Travelled [m]
1	3	<b>NORTHERNONTAP</b> Lacey Morrison	3	71.3	0:10.09	0:56.97 [1] (0:12.75)	0:44.22 [2] (0:10.09)	0:34.13 [2] (0:10.78)	0:23.35 [2] (0:11.30)	0:12.05 [2] (0:12.05)	0:56.97	0:34.13
2	1	<b>CANDLELIT</b> Tyler Leslight	4	72.5	0:10.06	0:57.06 [2] (0:13.16)	0:43.90 [8] (0:10.06)	0:33.84 [6] (0:10.49)	0:23.35 [4] (0:11.45)	0:11.90 [4] (0:11.90)	0.52L	0:33.84 -3
3	2	<b>COLD POWER</b> Chris Whiteley	14	71.2	0:10.47	0:57.15 [3] (0:13.28)	0:43.87 [11] (0:10.47)	0:33.40 [12] (0:10.75)	0:22.65 [12] (0:11.07)	0:11.58 [10] (0:11.58)	1.08L	0:33.40 +6
4	7	<b>LEAN EAGLE</b> Ryan Wiggins	12	71.2	0:10.37	0:57.16 [4] (0:12.96)	0:44.20 [5] (0:10.37)	0:33.83 [7] (0:10.75)	0:23.08 [7] (0:11.34)	0:11.74 [7] (0:11.74)	1.1L	0:33.83 +4
5	11	<b>MR KOBO</b> Justin Stanley	6	70.2	0:10.08	0:57.27 [5] (0:13.05)	0:44.22 [6] (0:10.08)	0:34.14 [5] (0:10.54)	0:23.60 [3] (0:11.29)	0:12.31 [3] (0:12.31)	1.76L	0:34.14 -1
6	4	<b>FIVE BULLS</b> Ashley Butler	5	72.2	0:10.29	0:57.30 [6] (0:13.21)	0:44.09 [9] (0:10.29)	0:33.80 [8] (0:10.60)	0:23.20 [8] (0:11.24)	0:11.96 [6] (0:11.96)	1.95L	0:33.80 -2
7	9	<b>SENSATIONABULL</b> Justin Huxtable	1	72.0	0:10.16	0:57.37 [7] (0:12.94)	0:44.43 [4] (0:10.16)	0:34.27 [4] (0:10.72)	0:23.55 [5] (0:11.35)	0:12.20 [5] (0:12.20)	2.34L	0:34.27 -2
8	5	<b>KIHI</b> Pietro Romeo	8	73.1	0:10.16	0:57.48 [8] (0:13.53)	0:43.95 [13] (0:10.16)	0:33.79 [11] (0:10.66)	0:23.13 [11] (0:11.20)	0:11.93 [9] (0:11.93)	2.99L	0:33.79 -2
9	14	<b>SHEEZ MARVELLOUS</b> Chelsea Jokic	2	71.6	0:10.06	0:57.52 [9] (0:12.73)	0:44.79 [1] (0:10.06)	0:34.73 [1] (0:10.65)	0:24.08 [1] (0:11.45)	0:12.63 [1] (0:12.63)	3.22L	0:34.73 -4
10	12	<b>SKREATCH</b> Sean Cormack	11	70.3	0:10.50	0:57.62 [10] (0:13.32)	0:44.30 [12] (0:10.50)	0:33.80 [13] (0:10.75)	0:23.05 [13] (0:11.16)	0:11.89 [13] (0:11.89)	3.79L	0:33.80 +3

Scratched: Winning Saga (#13)

[ ] Ranking at each section and finish  
 -:-:- No data available at this section  
 NA No data available

SCN Saddle cloth number  
 DNF Did not finish  
 DNT Did not track



# Townsville QLD Professional

## Race 4: JCU UNI BAR BENCHMARK 55 Handicap - 1000m

03 August 2024 - 14:16



Track Rating: Soft 5, Weather: Fine, Rail Position: True

Section		Overall	800m	600m	400m	200m	Last 600m					
Field Times		0:56.97 (0:12.73)	0:44.24 (0:10.06)	0:34.18 (0:10.65)	0:23.53 (0:11.45)	0:12.08 (0:12.08)	0:34.18					
Rank	TAB Horse/Jockey	Barrier	Top Speed [km/h]	Fastest Section	Margin					Distance Travelled [m]		
11	8 DEEP MYSTIQUE Jackson Murphy	10	71.0 800m	0:10.43 800m	0:57.99 [11] (0:13.14)	0:44.85 [7] (0:10.43)	0:34.42 [9] (0:10.67)	0:23.75 [9] (0:11.33)	0:12.42 [11] (0:12.42)	5.97L	0:34.42	+3
12	10 SO ODELIA Scott Sheargold	7	72.3 800m	0:10.17 800m	0:58.34 [12] (0:12.91)	0:45.43 [3] (0:10.17)	0:35.26 [3] (0:10.74)	0:24.52 [6] (0:11.65)	0:12.87 [8] (0:12.87)	8.07L	0:35.26	+4
13	6 HEISWOODY Adrian Layt	9	71.0 800m	0:10.43 800m	0:58.83 [13] (0:13.26)	0:45.57 [10] (0:10.43)	0:35.14 [10] (0:10.65)	0:24.49 [10] (0:11.24)	0:13.25 [12] (0:13.25)	10.93L	0:35.14	+1

Scratched: Winning Saga (#13)

[ ] Ranking at each section and finish  
 -:-:- No data available at this section  
 NA No data available

SCN Saddle cloth number  
 DNF Did not finish  
 DNT Did not track



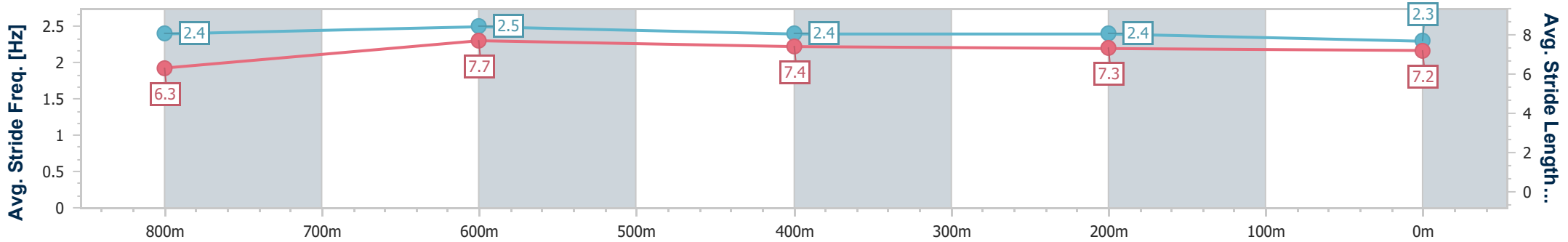
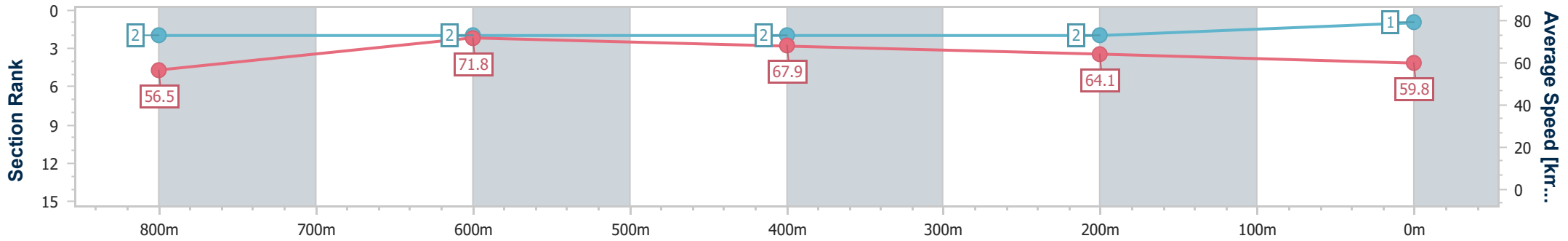
Horse/Jockey Name	Northernontap
Final Rank	1
Fastest Section Time (Section)	0:10.09 (800m)
Top Speed [km/h] (Section)	71.3 (Overall)
Race State	Finished



Townsville QLD Professional  
 Race 4: JCU UNI BAR BENCHMARK 55 Handicap - 1000m  
 03 August 2024 - 14:16  
 Track Rating: Soft 5, Weather: Fine, Rail Position: True



Section	Overall	800m	600m	400m	200m
Section Times	0:56.97 [1] (0:12.75)	0:44.22 [2] (0:10.09)	0:34.13 [2] (0:10.78)	0:23.35 [2] (0:11.30)	0:12.05 [2] (0:12.05)
Average Speed [km/h]	56.5	71.8	67.9	64.1	59.8
Top Speed [km/h]	71.3	70.2	68.4	65.2	63.0
Avg. Dist. to Rail [m]	4.9	2.2	3.1	4.3	4.8
Avg. Stride Freq. [Hz]	2.4	2.5	2.4	2.4	2.3
Avg. Stride Length [m]	6.3	7.7	7.4	7.3	7.2



- [ ] Ranking at each section and finish
- .-.- No data available at this section
- NA No data available



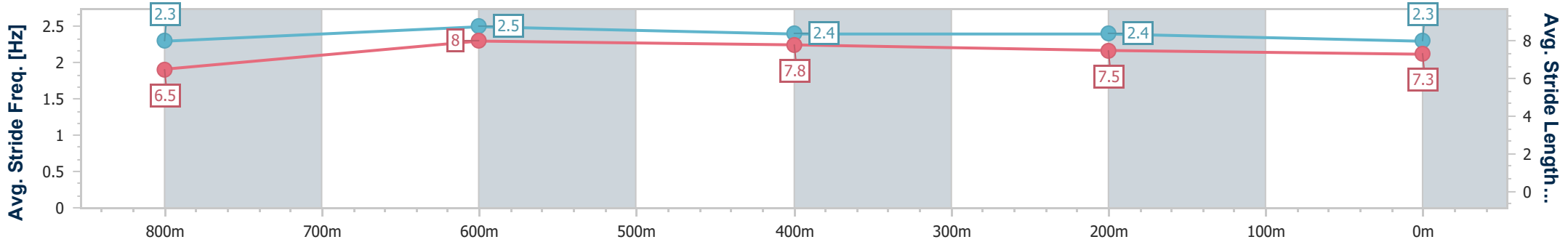
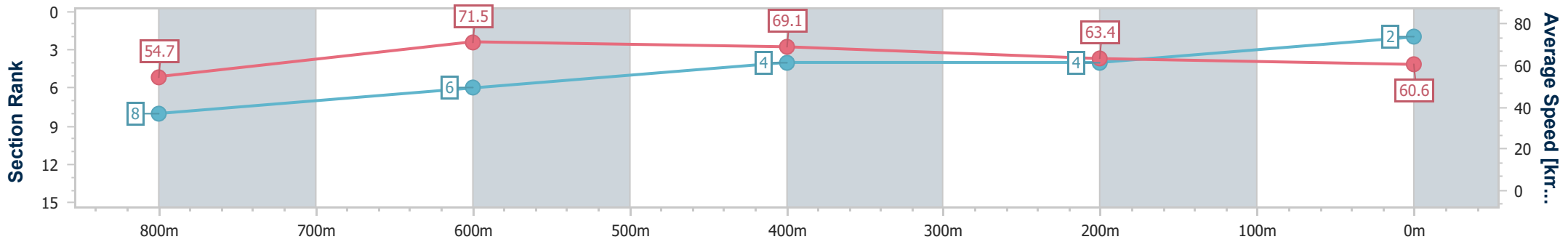
Horse/Jockey Name	Candlelit
Final Rank	2
Fastest Section Time (Section)	0:10.06 (800m)
Top Speed [km/h] (Section)	72.5 (800m)
Race State	Finished



Townsville QLD Professional  
 Race 4: JCU UNI BAR BENCHMARK 55 Handicap - 1000m  
 03 August 2024 - 14:16  
 Track Rating: Soft 5, Weather: Fine, Rail Position: True



Section	Overall	800m	600m	400m	200m
Section Times	0:57.06 [2] (0:13.16)	0:43.90 [8] (0:10.06)	0:33.84 [6] (0:10.49)	0:23.35 [4] (0:11.45)	0:11.90 [4] (0:11.90)
Average Speed [km/h]	54.7	71.5	69.1	63.4	60.6
Top Speed [km/h]	72.5	72.5	69.9	67.5	62.9
Avg. Dist. to Rail [m]	4.1	0.6	1.3	5.7	8.0
Avg. Stride Freq. [Hz]	2.3	2.5	2.4	2.4	2.3
Avg. Stride Length [m]	6.5	8.0	7.8	7.5	7.3



- [ ] Ranking at each section and finish
- .-.- No data available at this section
- NA No data available



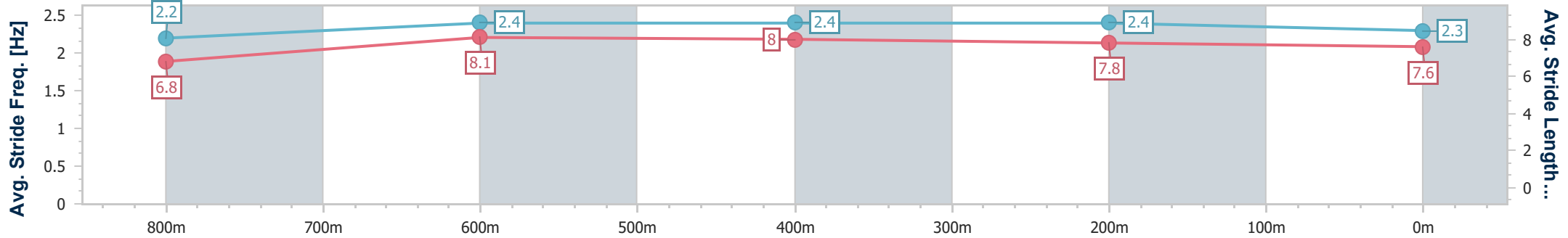
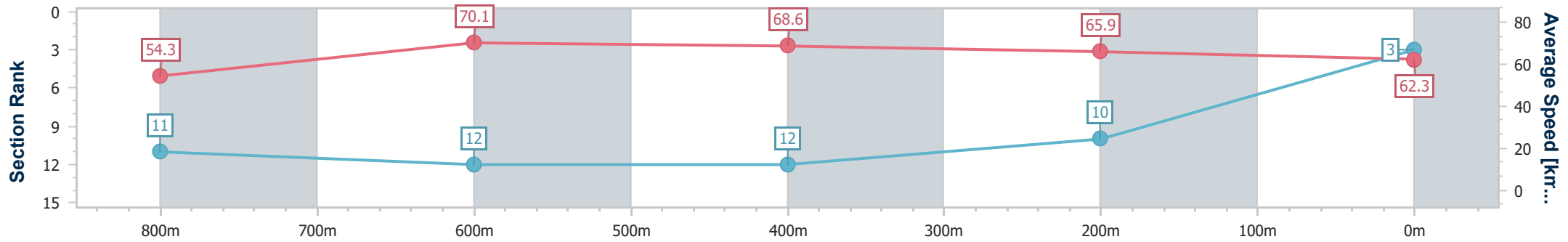
Horse/Jockey Name	Cold Power
Final Rank	3
Fastest Section Time (Section)	0:10.47 (800m)
Top Speed [km/h] (Section)	71.2 (800m)
Race State	Finished



Townsville QLD Professional  
 Race 4: JCU UNI BAR BENCHMARK 55 Handicap - 1000m  
 03 August 2024 - 14:16  
 Track Rating: Soft 5, Weather: Fine, Rail Position: True



Section	Overall	800m	600m	400m	200m
Section Times	0:57.15 [3] (0:13.28)	0:43.87 [11] (0:10.47)	0:33.40 [12] (0:10.75)	0:22.65 [12] (0:11.07)	0:11.58 [10] (0:11.58)
Average Speed [km/h]	54.3	70.1	68.6	65.9	62.3
Top Speed [km/h]	70.6	71.2	69.8	67.4	64.5
Avg. Dist. to Rail [m]	13.2	5.3	5.0	8.1	11.5
Avg. Stride Freq. [Hz]	2.2	2.4	2.4	2.4	2.3
Avg. Stride Length [m]	6.8	8.1	8.0	7.8	7.6



- [ ] Ranking at each section and finish
- .-.- No data available at this section
- NA No data available



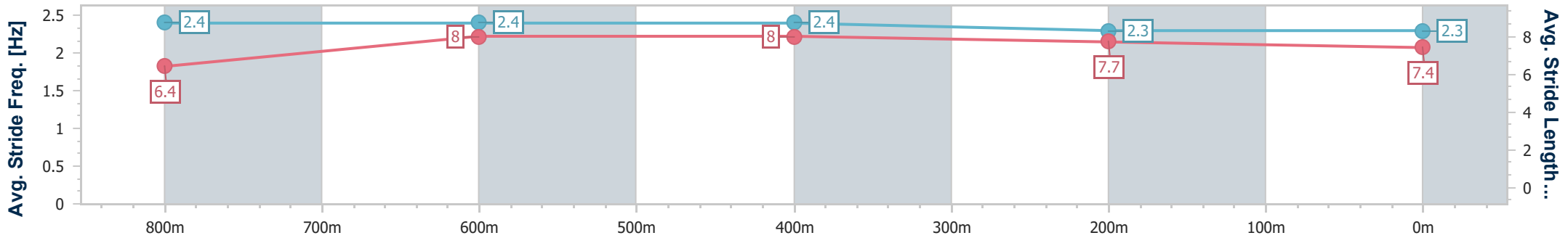
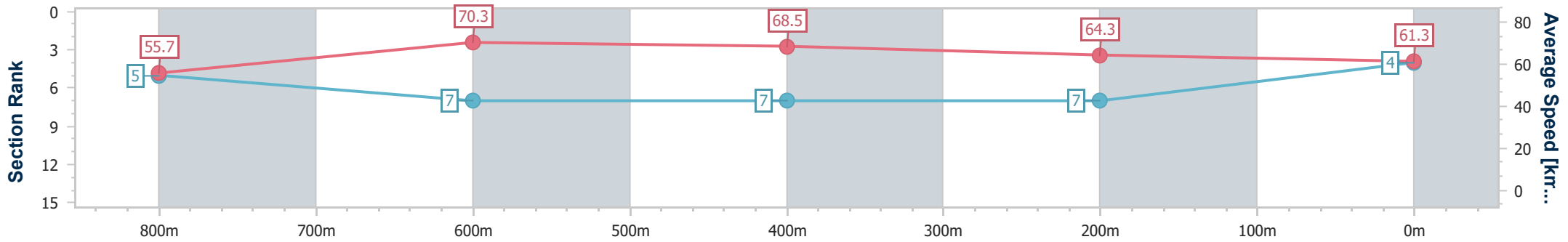
Horse/Jockey Name	Lean Eagle
Final Rank	4
Fastest Section Time (Section)	0:10.37 (800m)
Top Speed [km/h] (Section)	71.2 (Overall)
Race State	Finished



Townsville QLD Professional  
 Race 4: JCU UNI BAR BENCHMARK 55 Handicap - 1000m  
 03 August 2024 - 14:16  
 Track Rating: Soft 5, Weather: Fine, Rail Position: True



Section	Overall	800m	600m	400m	200m
Section Times	0:57.16 [4] (0:12.96)	0:44.20 [5] (0:10.37)	0:33.83 [7] (0:10.75)	0:23.08 [7] (0:11.34)	0:11.74 [7] (0:11.74)
Average Speed [km/h]	55.7	70.3	68.5	64.3	61.3
Top Speed [km/h]	71.2	71.2	70.9	66.3	62.7
Avg. Dist. to Rail [m]	12.2	3.8	4.5	7.2	9.4
Avg. Stride Freq. [Hz]	2.4	2.4	2.4	2.3	2.3
Avg. Stride Length [m]	6.4	8.0	8.0	7.7	7.4



- [ ] Ranking at each section and finish
- .-.- No data available at this section
- NA No data available



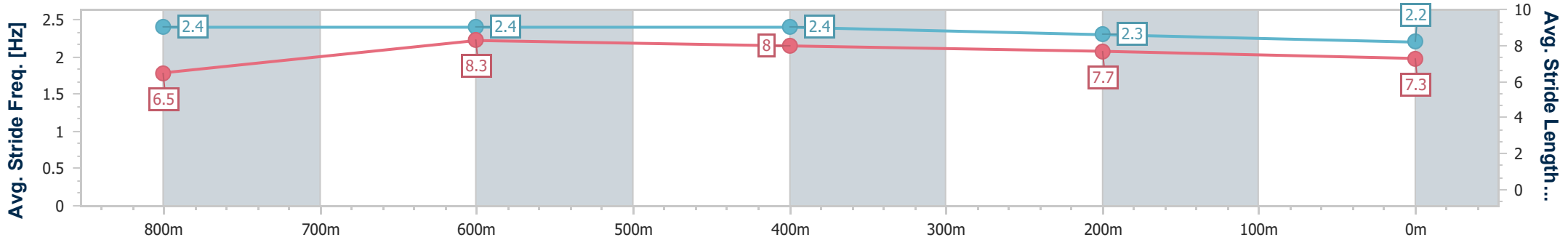
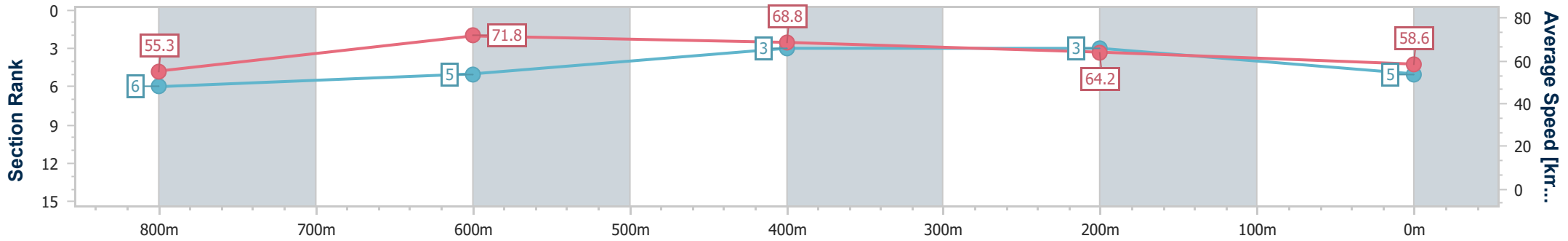
Horse/Jockey Name	Mr Kobo
Final Rank	5
Fastest Section Time (Section)	0:10.08 (800m)
Top Speed [km/h] (Section)	70.2 (Overall)
Race State	Finished



Townsville QLD Professional  
 Race 4: JCU UNI BAR BENCHMARK 55 Handicap - 1000m  
 03 August 2024 - 14:16  
 Track Rating: Soft 5, Weather: Fine, Rail Position: True



Section	Overall	800m	600m	400m	200m
Section Times	0:57.27 [5] (0:13.05)	0:44.22 [6] (0:10.08)	0:34.14 [5] (0:10.54)	0:23.60 [3] (0:11.29)	0:12.31 [3] (0:12.31)
Average Speed [km/h]	55.3	71.8	68.8	64.2	58.6
Top Speed [km/h]	70.2	69.8	68.0	64.4	61.3
Avg. Dist. to Rail [m]	7.3	1.6	1.8	4.5	5.8
Avg. Stride Freq. [Hz]	2.4	2.4	2.4	2.3	2.2
Avg. Stride Length [m]	6.5	8.3	8.0	7.7	7.3



- [ ] Ranking at each section and finish
- .-.- No data available at this section
- NA No data available



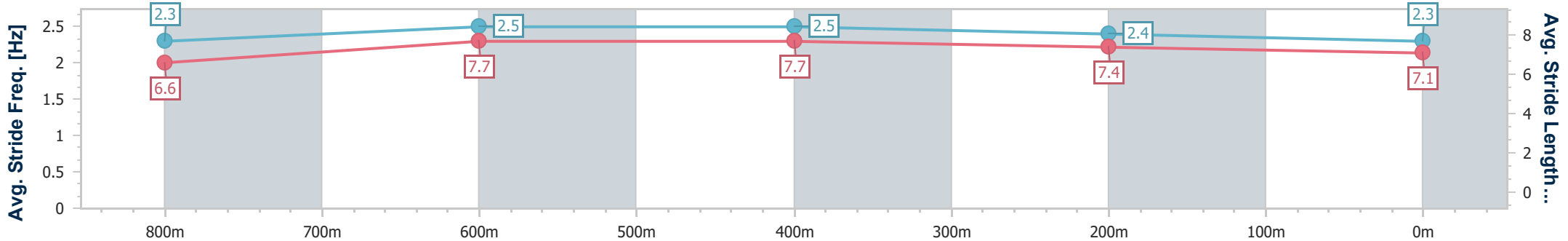
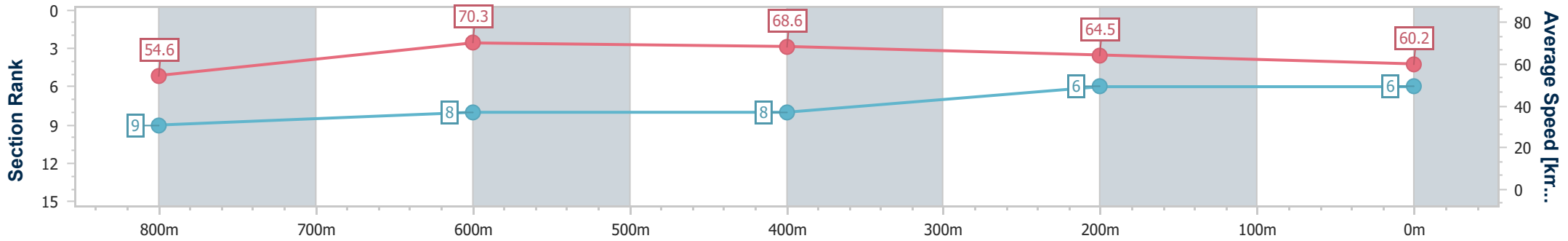
Horse/Jockey Name	Five Bulls
Final Rank	6
Fastest Section Time (Section)	0:10.29 (800m)
Top Speed [km/h] (Section)	72.2 (800m)
Race State	Finished



Townsville QLD Professional  
 Race 4: JCU UNI BAR BENCHMARK 55 Handicap - 1000m  
 03 August 2024 - 14:16  
 Track Rating: Soft 5, Weather: Fine, Rail Position: True



Section	Overall	800m	600m	400m	200m
Section Times	0:57.30 [6] (0:13.21)	0:44.09 [9] (0:10.29)	0:33.80 [8] (0:10.60)	0:23.20 [8] (0:11.24)	0:11.96 [6] (0:11.96)
Average Speed [km/h]	54.6	70.3	68.6	64.5	60.2
Top Speed [km/h]	71.5	72.2	69.8	66.8	63.6
Avg. Dist. to Rail [m]	5.7	1.4	2.1	3.2	6.3
Avg. Stride Freq. [Hz]	2.3	2.5	2.5	2.4	2.3
Avg. Stride Length [m]	6.6	7.7	7.7	7.4	7.1



- [ ] Ranking at each section and finish
- .-.- No data available at this section
- NA No data available





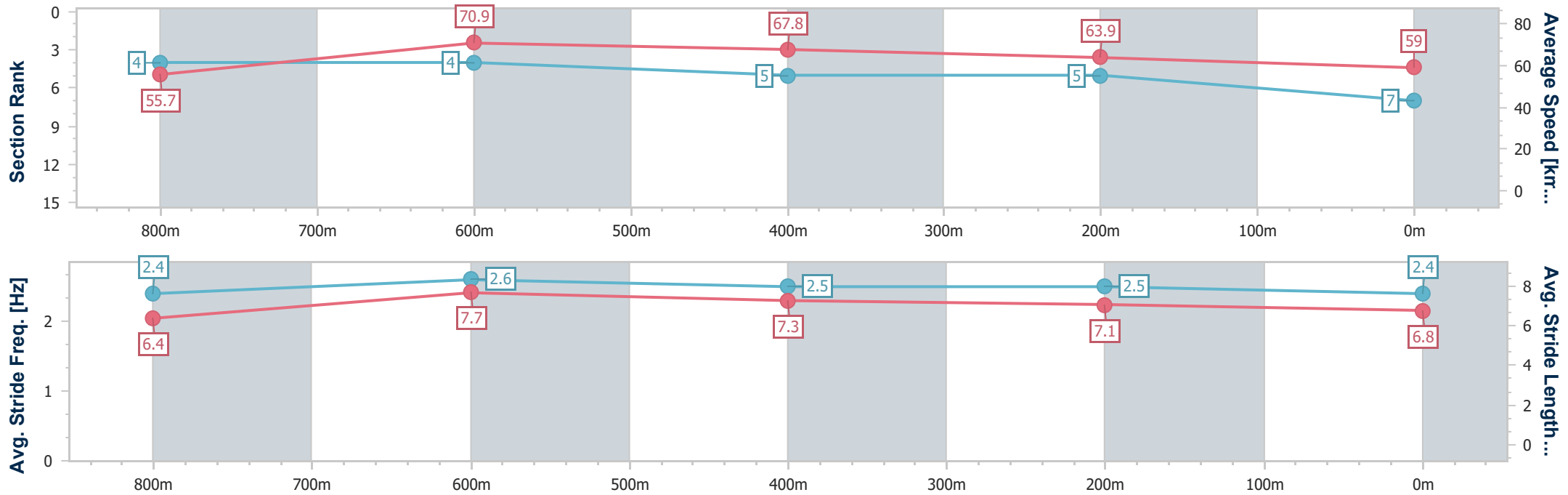
Horse/Jockey Name	Sensationabull
Final Rank	7
Fastest Section Time (Section)	0:10.16 (800m)
Top Speed [km/h] (Section)	72.0 (800m)
Race State	Finished



Townsville QLD Professional  
 Race 4: JCU UNI BAR BENCHMARK 55 Handicap - 1000m  
 03 August 2024 - 14:16  
 Track Rating: Soft 5, Weather: Fine, Rail Position: True



Section	Overall	800m	600m	400m	200m
Section Times	0:57.37 [7] (0:12.94)	0:44.43 [4] (0:10.16)	0:34.27 [4] (0:10.72)	0:23.55 [5] (0:11.35)	0:12.20 [5] (0:12.20)
Average Speed [km/h]	55.7	70.9	67.8	63.9	59.0
Top Speed [km/h]	70.7	72.0	70.3	66.0	61.7
Avg. Dist. to Rail [m]	3.2	0.5	1.8	4.2	5.6
Avg. Stride Freq. [Hz]	2.4	2.6	2.5	2.5	2.4
Avg. Stride Length [m]	6.4	7.7	7.3	7.1	6.8



- [ ] Ranking at each section and finish
- .-.- No data available at this section
- NA No data available



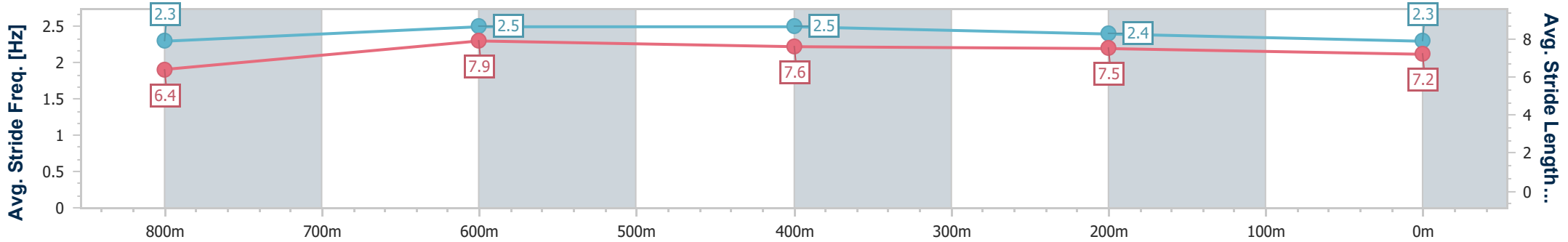
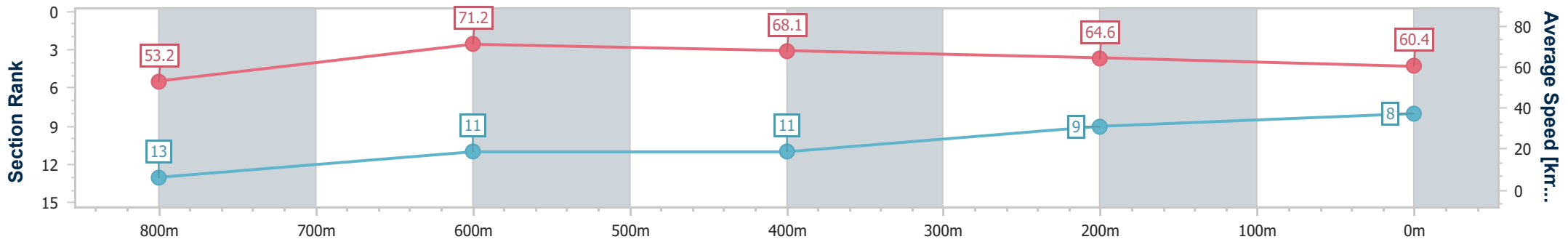
Horse/Jockey Name	Kihi
Final Rank	8
Fastest Section Time (Section)	0:10.16 (800m)
Top Speed [km/h] (Section)	73.1 (Overall)
Race State	Finished



Townsville QLD Professional  
 Race 4: JCU UNI BAR BENCHMARK 55 Handicap - 1000m  
 03 August 2024 - 14:16  
 Track Rating: Soft 5, Weather: Fine, Rail Position: True



Section	Overall	800m	600m	400m	200m
Section Times	0:57.48 [8] (0:13.53)	0:43.95 [13] (0:10.16)	0:33.79 [11] (0:10.66)	0:23.13 [11] (0:11.20)	0:11.93 [9] (0:11.93)
Average Speed [km/h]	53.2	71.2	68.1	64.6	60.4
Top Speed [km/h]	73.1	73.0	68.7	67.5	62.5
Avg. Dist. to Rail [m]	8.2	1.5	1.7	2.8	6.6
Avg. Stride Freq. [Hz]	2.3	2.5	2.5	2.4	2.3
Avg. Stride Length [m]	6.4	7.9	7.6	7.5	7.2



- [ ] Ranking at each section and finish
- .-.- No data available at this section
- NA No data available



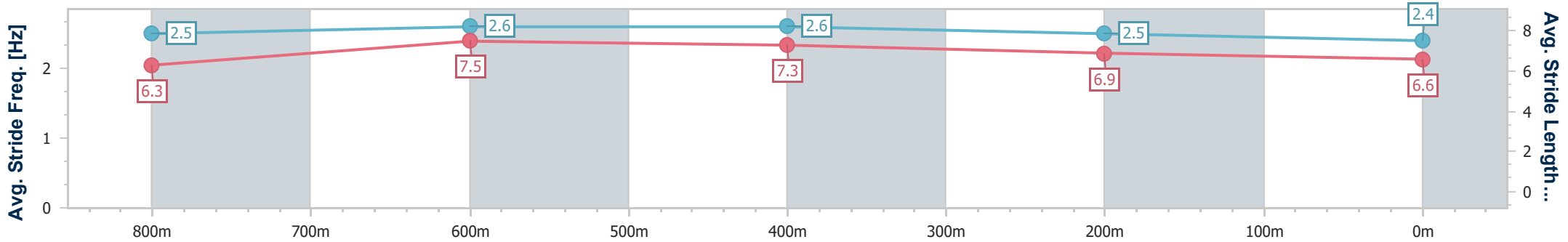
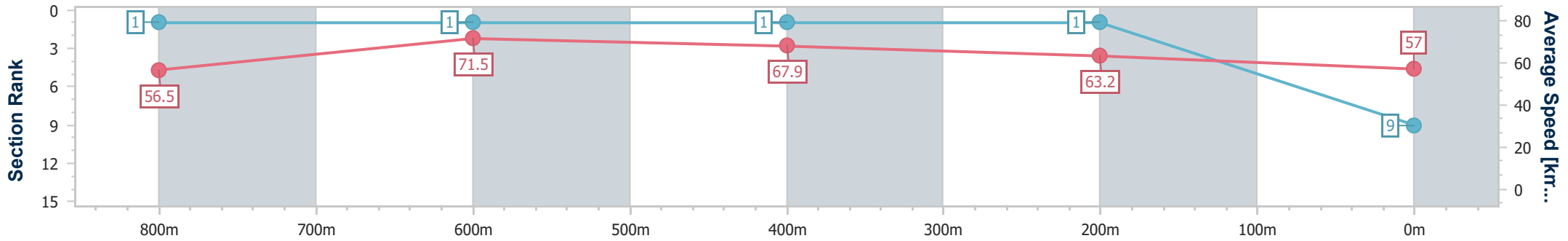
Horse/Jockey Name	Sheez Marvellous
Final Rank	9
Fastest Section Time (Section)	0:10.06 (800m)
Top Speed [km/h] (Section)	71.6 (800m)
Race State	Finished



Townsville QLD Professional  
 Race 4: JCU UNI BAR BENCHMARK 55 Handicap - 1000m  
 03 August 2024 - 14:16  
 Track Rating: Soft 5, Weather: Fine, Rail Position: True



Section	Overall	800m	600m	400m	200m
Section Times	0:57.52 [9] (0:12.73)	0:44.79 [1] (0:10.06)	0:34.73 [1] (0:10.65)	0:24.08 [1] (0:11.45)	0:12.63 [1] (0:12.63)
Average Speed [km/h]	56.5	71.5	67.9	63.2	57.0
Top Speed [km/h]	71.2	71.6	70.6	65.3	60.4
Avg. Dist. to Rail [m]	4.3	0.6	1.1	3.0	3.0
Avg. Stride Freq. [Hz]	2.5	2.6	2.6	2.5	2.4
Avg. Stride Length [m]	6.3	7.5	7.3	6.9	6.6



- [ ] Ranking at each section and finish
- .-.- No data available at this section
- NA No data available



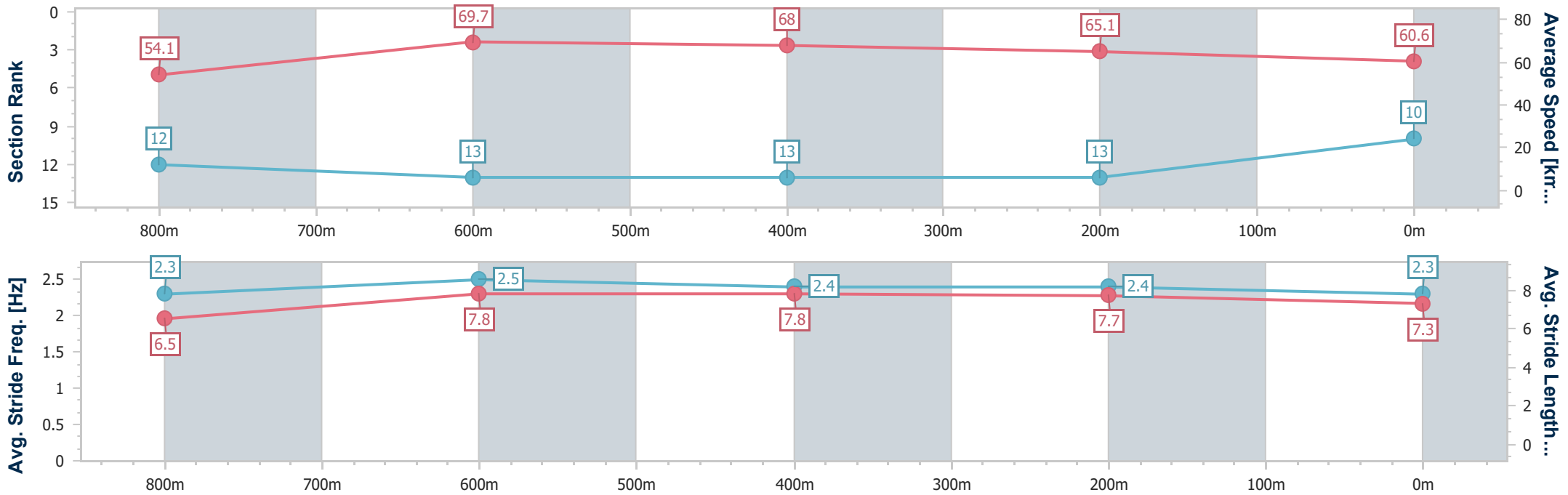
Horse/Jockey Name	Skreatch
Final Rank	10
Fastest Section Time (Section)	0:10.50 (800m)
Top Speed [km/h] (Section)	70.3 (800m)
Race State	Finished



Townsville QLD Professional  
 Race 4: JCU UNI BAR BENCHMARK 55 Handicap - 1000m  
 03 August 2024 - 14:16  
 Track Rating: Soft 5, Weather: Fine, Rail Position: True



Section	Overall	800m	600m	400m	200m
Section Times	0:57.62 [10] (0:13.32)	0:44.30 [12] (0:10.50)	0:33.80 [13] (0:10.75)	0:23.05 [13] (0:11.16)	0:11.89 [13] (0:11.89)
Average Speed [km/h]	54.1	69.7	68.0	65.1	60.6
Top Speed [km/h]	69.7	70.3	69.8	67.7	62.7
Avg. Dist. to Rail [m]	12.3	4.6	3.2	6.1	10.6
Avg. Stride Freq. [Hz]	2.3	2.5	2.4	2.4	2.3
Avg. Stride Length [m]	6.5	7.8	7.8	7.7	7.3



- [ ] Ranking at each section and finish
- .-.- No data available at this section
- NA No data available



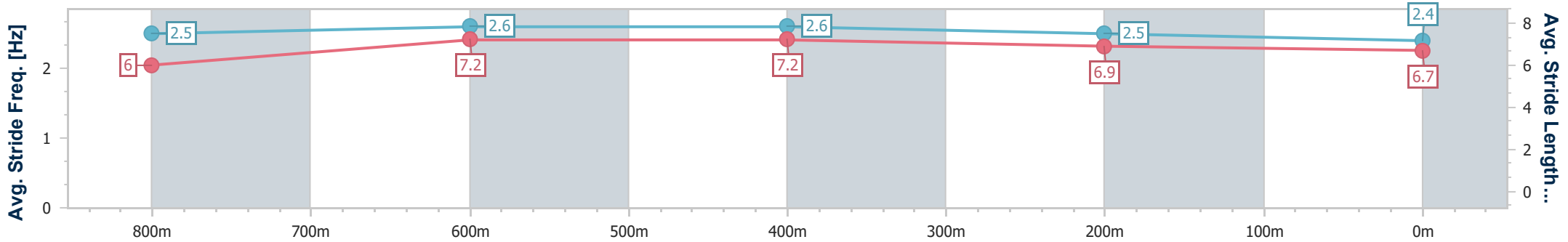
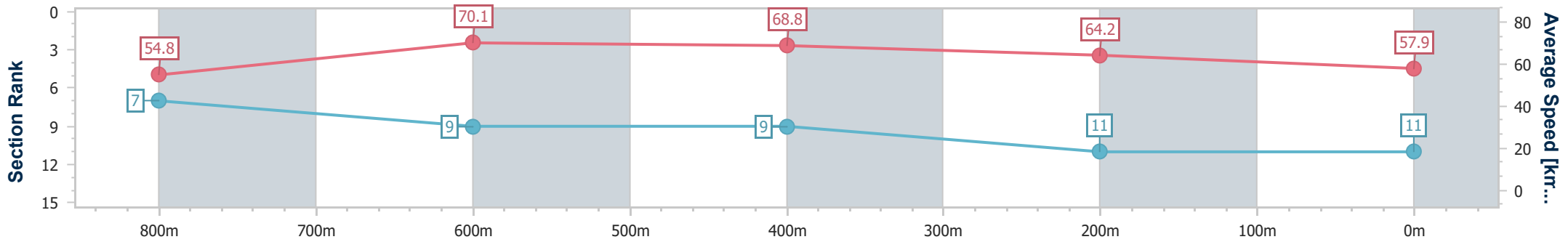
Horse/Jockey Name	Deep Mystique
Final Rank	11
Fastest Section Time (Section)	0:10.43 (800m)
Top Speed [km/h] (Section)	71.0 (800m)
Race State	Finished



Townsville QLD Professional  
 Race 4: JCU UNI BAR BENCHMARK 55 Handicap - 1000m  
 03 August 2024 - 14:16  
 Track Rating: Soft 5, Weather: Fine, Rail Position: True



Section	Overall	800m	600m	400m	200m
Section Times	0:57.99 [11] (0:13.14)	0:44.85 [7] (0:10.43)	0:34.42 [9] (0:10.67)	0:23.75 [9] (0:11.33)	0:12.42 [11] (0:12.42)
Average Speed [km/h]	54.8	70.1	68.8	64.2	57.9
Top Speed [km/h]	71.0	71.0	70.7	67.0	61.3
Avg. Dist. to Rail [m]	10.1	3.7	4.0	6.4	9.8
Avg. Stride Freq. [Hz]	2.5	2.6	2.6	2.5	2.4
Avg. Stride Length [m]	6.0	7.2	7.2	6.9	6.7



- [ ] Ranking at each section and finish
- .-.- No data available at this section
- NA No data available



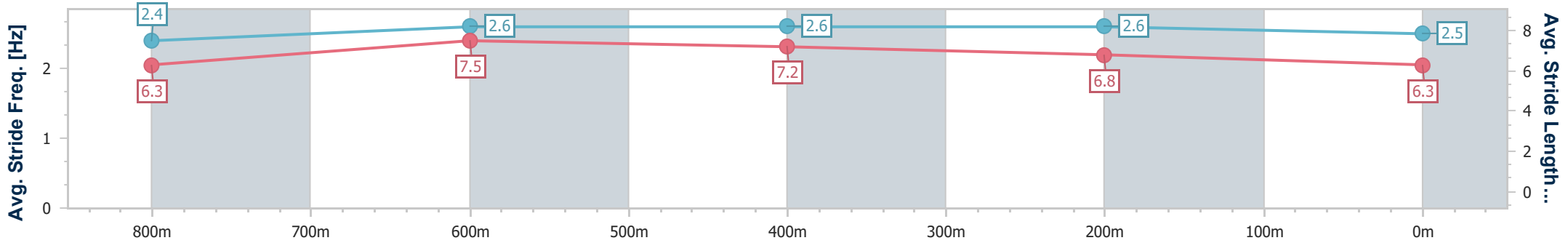
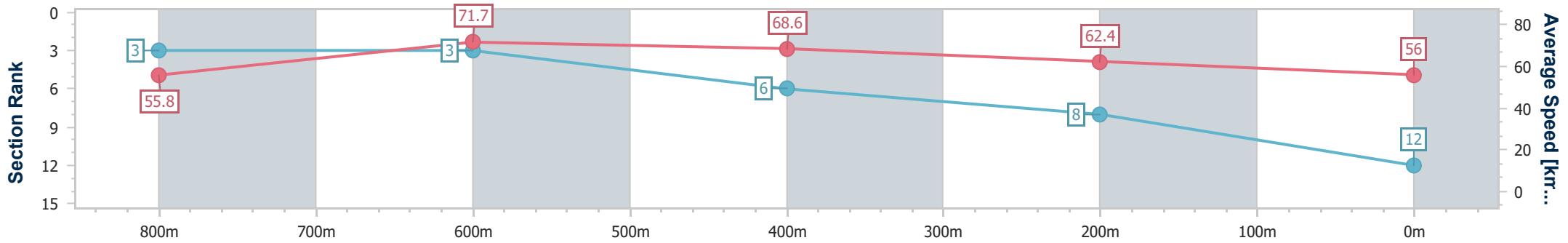
Horse/Jockey Name	So Odelia
Final Rank	12
Fastest Section Time (Section)	0:10.17 (800m)
Top Speed [km/h] (Section)	72.3 (800m)
Race State	Finished



Townsville QLD Professional  
 Race 4: JCU UNI BAR BENCHMARK 55 Handicap - 1000m  
 03 August 2024 - 14:16  
 Track Rating: Soft 5, Weather: Fine, Rail Position: True



Section	Overall	800m	600m	400m	200m
Section Times	0:58.34 [12] (0:12.91)	0:45.43 [3] (0:10.17)	0:35.26 [3] (0:10.74)	0:24.52 [6] (0:11.65)	0:12.87 [8] (0:12.87)
Average Speed [km/h]	55.8	71.7	68.6	62.4	56.0
Top Speed [km/h]	72.1	72.3	70.8	64.9	60.8
Avg. Dist. to Rail [m]	9.1	3.8	4.5	5.9	7.9
Avg. Stride Freq. [Hz]	2.4	2.6	2.6	2.6	2.5
Avg. Stride Length [m]	6.3	7.5	7.2	6.8	6.3



- [ ] Ranking at each section and finish
- .-.- No data available at this section
- NA No data available



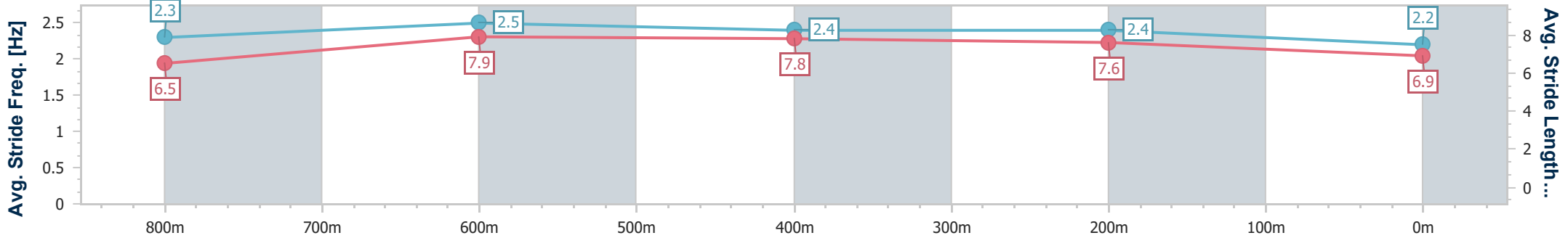
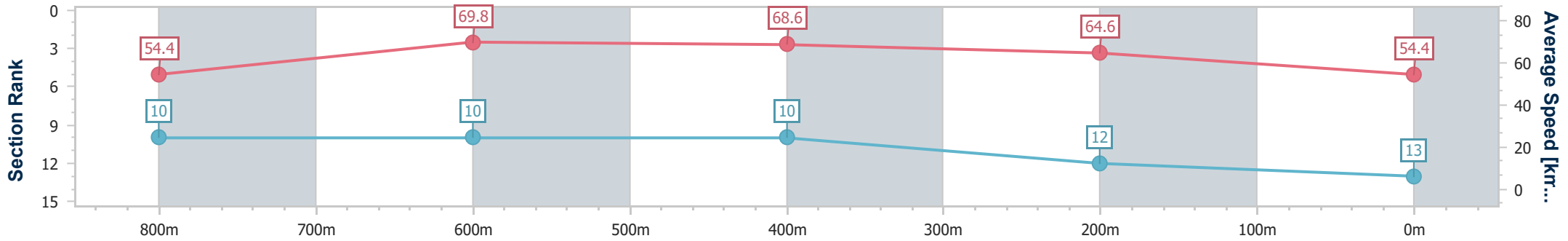
Horse/Jockey Name	Heiswoody
Final Rank	13
Fastest Section Time (Section)	0:10.43 (800m)
Top Speed [km/h] (Section)	71.0 (800m)
Race State	Finished



Townsville QLD Professional  
 Race 4: JCU UNI BAR BENCHMARK 55 Handicap - 1000m  
 03 August 2024 - 14:16  
 Track Rating: Soft 5, Weather: Fine, Rail Position: True



Section	Overall	800m	600m	400m	200m
Section Times	0:58.83 [13] (0:13.26)	0:45.57 [10] (0:10.43)	0:35.14 [10] (0:10.65)	0:24.49 [10] (0:11.24)	0:13.25 [12] (0:13.25)
Average Speed [km/h]	54.4	69.8	68.6	64.6	54.4
Top Speed [km/h]	71.0	71.0	69.8	67.7	60.2
Avg. Dist. to Rail [m]	8.9	2.9	3.2	6.0	9.4
Avg. Stride Freq. [Hz]	2.3	2.5	2.4	2.4	2.2
Avg. Stride Length [m]	6.5	7.9	7.8	7.6	6.9



- [ ] Ranking at each section and finish
- .-.- No data available at this section
- NA No data available