



Townsville QLD Professional

Race 3: HJ CONSTRUCTIONS BENCHMARK 55 Handicap - 1000m

03 August 2024 - 13:41



Track Rating: Soft 5, Weather: Fine, Rail Position: True

Section											Last 600m		
Field Times		Overall	800m	600m	400m	200m						0:33.97	
		0:56.79 (0:12.77)	0:44.02 (0:10.05)	0:33.97 (0:10.81)	0:23.16 (0:11.44)	0:11.72 (0:11.72)							
Rank	TAB	Horse/Jockey	Barrier	Top Speed [km/h]	Fastest Section							Margin	Distance Travelled [m]
1	3	RUSSIAN MINT Justin Stanley	12	72.2 600m	0:10.13 800m	0:56.79 [1] (0:13.49)	0:43.30 [12] (0:10.13)	0:33.17 [11] (0:10.55)	0:22.62 [9] (0:10.97)	0:11.65 [4] (0:11.65)	0:56.79	0:33.17	
2	13	RUGGED ROY Denicious Smith	4	71.2 600m	0:10.10 800m	0:56.83 [2] (0:13.13)	0:43.70 [8] (0:10.10)	0:33.60 [8] (0:10.77)	0:22.83 [7] (0:11.13)	0:11.70 [3] (0:11.70)	0.21L	0:33.60	-3
3	11	SERAFIMA Sean Cormack	8	71.4 600m	0:10.23 800m	0:57.20 [3] (0:13.29)	0:43.91 [10] (0:10.23)	0:33.68 [10] (0:10.62)	0:23.06 [8] (0:11.37)	0:11.69 [10] (0:11.69)	2.39L	0:33.68	-3
4	5	WHEY MISCHIEF Ryan Wiggins	7	70.8 600m	0:10.02 800m	0:57.21 [4] (0:12.95)	0:44.26 [4] (0:10.02)	0:34.24 [3] (0:10.75)	0:23.49 [3] (0:11.43)	0:12.06 [5] (0:12.06)	2.49L	0:34.24	-6
5	9	SHERE KHAN Jackson Murphy	3	70.9 600m	0:09.97 800m	0:57.37 [5] (0:12.97)	0:44.40 [6] (0:09.97)	0:34.43 [2] (0:10.77)	0:23.66 [2] (0:11.36)	0:12.30 [2] (0:12.30)	3.44L	0:34.43	-4
6	10	TACTICAL ILLUSION Chelsea Jokic	1	70.3 600m	0:10.29 800m	0:57.41 [6] (0:13.14)	0:44.27 [9] (0:10.29)	0:33.98 [9] (0:10.76)	0:23.22 [10] (0:11.28)	0:11.94 [8] (0:11.94)	3.67L	0:33.98	-8
7	2	HARVESTA Carl Spry	11	70.9 600m	0:10.20 800m	0:57.46 [7] (0:12.95)	0:44.51 [3] (0:10.20)	0:34.31 [6] (0:10.82)	0:23.49 [5] (0:11.35)	0:12.14 [6] (0:12.14)	3.97L	0:34.31	+0
8	6	HE'S ALL POWER Nathan Day	5	69.7 600m	0:10.05 800m	0:57.48 [8] (0:12.77)	0:44.71 [1] (0:10.05)	0:34.66 [1] (0:10.81)	0:23.85 [1] (0:11.44)	0:12.41 [1] (0:12.41)	4.09L	0:34.66	-9
9	12	FLYING MAPLE Ron Stewart	10	70.8 600m	0:10.17 800m	0:57.73 [9] (0:12.87)	0:44.86 [2] (0:10.17)	0:34.69 [4] (0:10.91)	0:23.78 [4] (0:11.43)	0:12.35 [7] (0:12.35)	5.52L	0:34.69	+0
10	4	BEAN WARRIOR Masayuki Abe	9	70.2 Overall	0:10.08 800m	0:57.88 [10] (0:13.03)	0:44.85 [7] (0:10.08)	0:34.77 [5] (0:10.88)	0:23.89 [6] (0:11.50)	0:12.39 [9] (0:12.39)	6.44L	0:34.77	-4

[] Ranking at each section and finish
 -:-:- No data available at this section
 NA No data available

SCN Saddle cloth number
 DNF Did not finish
 DNT Did not track



Townsville QLD Professional

Race 3: HJ CONSTRUCTIONS BENCHMARK 55 Handicap - 1000m

03 August 2024 - 13:41



Track Rating: Soft 5, Weather: Fine, Rail Position: True

Section		Overall	800m	600m	400m	200m	Last 600m					
Field Times		0:56.79 (0:12.77)	0:44.02 (0:10.05)	0:33.97 (0:10.81)	0:23.16 (0:11.44)	0:11.72 (0:11.72)	0:33.97					
Rank	TAB Horse/Jockey	Barrier	Top Speed [km/h]	Fastest Section	Margin					Distance Travelled [m]		
11	7 PROPHETESS Justin Huxtable	2	69.2 600m	0:10.22 800m	0:58.24 [11] (0:12.96)	0:45.28 [5] (0:10.22)	0:35.06 [7] (0:11.06)	0:24.00 [11] (0:11.35)	0:12.65 [11] (0:12.65)	8.56L	0:35.06	-6
12	1 CUBAN AFFAIR Isabella Teh	13	68.4 800m	0:10.58 800m	0:58.37 [12] (0:13.72)	0:44.65 [13] (0:10.58)	0:34.07 [13] (0:11.15)	0:22.92 [13] (0:11.25)	0:11.67 [13] (0:11.67)	9.27L	0:34.07	+0
13	8 MAMA'S MAN Nathan Thomas	6	68.1 600m	0:10.39 800m	0:58.45 [13] (0:13.35)	0:45.10 [11] (0:10.39)	0:34.71 [12] (0:11.09)	0:23.62 [12] (0:11.46)	0:12.16 [12] (0:12.16)	9.77L	0:34.71	-8



Horse/Jockey Name	Russian Mint
Final Rank	1
Fastest Section Time (Section)	0:10.13 (800m)
Top Speed [km/h] (Section)	72.2 (600m)
Race State	Finished



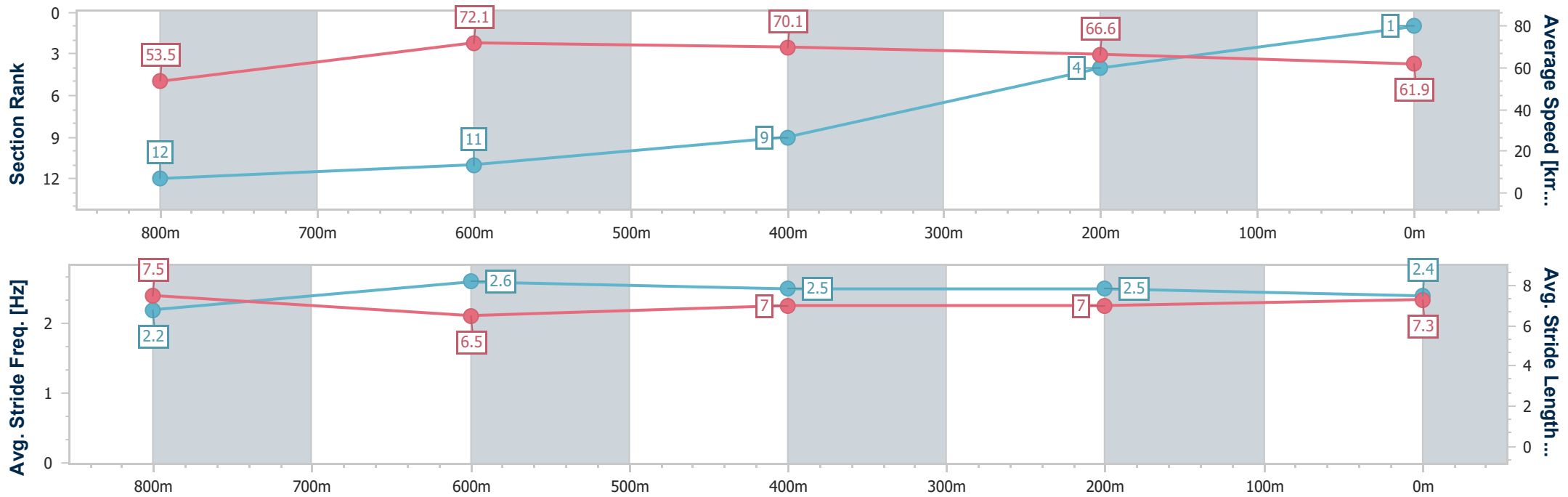
Townsville QLD Professional
Race 3: HJ CONSTRUCTIONS BENCHMARK 55 Handicap - 1000m



03 August 2024 - 13:41

Track Rating: Soft 5, Weather: Fine, Rail Position: True

Section	Overall	800m	600m	400m	200m
Section Times	0:56.79 [1] (0:13.49)	0:43.30 [12] (0:10.13)	0:33.17 [11] (0:10.55)	0:22.62 [9] (0:10.97)	0:11.65 [4] (0:11.65)
Average Speed [km/h]	53.5	72.1	70.1	66.6	61.9
Top Speed [km/h]	70.6	69.1	72.2	69.5	64.5
Avg. Dist. to Rail [m]	8.5	3.3	5.5	9.6	10.1
Avg. Stride Freq. [Hz]	2.2	2.6	2.5	2.5	2.4
Avg. Stride Length [m]	7.5	6.5	7.0	7.0	7.3



- [] Ranking at each section and finish
- .-.- No data available at this section
- NA No data available



Horse/Jockey Name	Rugged Roy
Final Rank	2
Fastest Section Time (Section)	0:10.10 (800m)
Top Speed [km/h] (Section)	71.2 (600m)
Race State	Finished



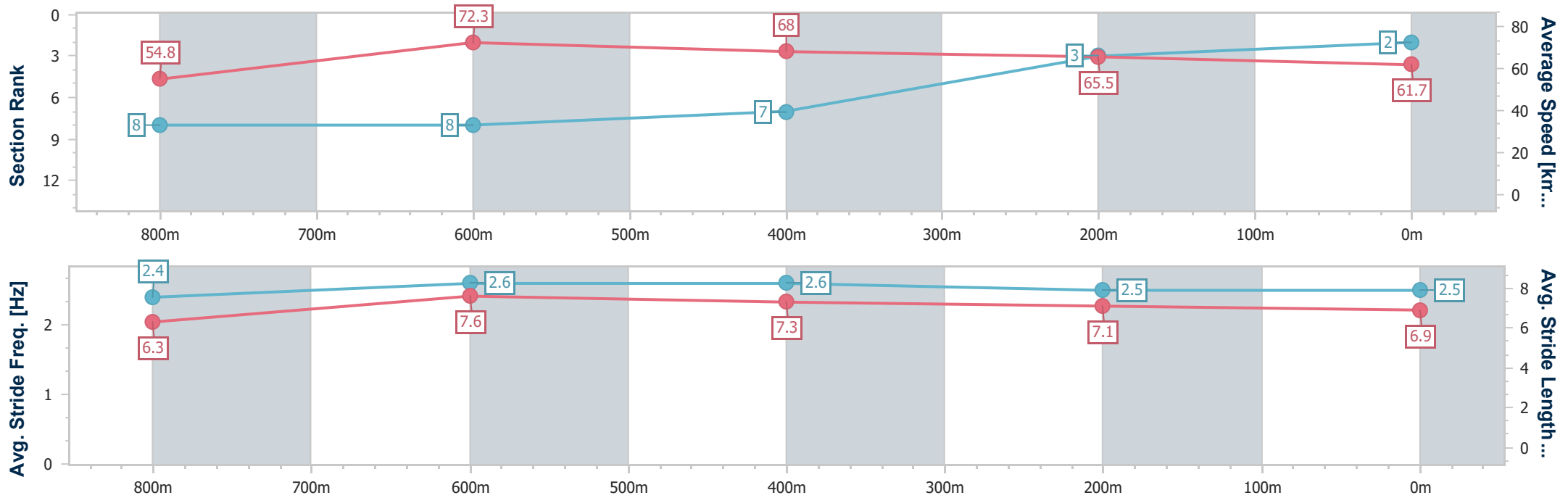
Townsville QLD Professional
Race 3: HJ CONSTRUCTIONS BENCHMARK 55 Handicap - 1000m



03 August 2024 - 13:41

Track Rating: Soft 5, Weather: Fine, Rail Position: True

Section	Overall	800m	600m	400m	200m
Section Times	0:56.83 [2] (0:13.13)	0:43.70 [8] (0:10.10)	0:33.60 [8] (0:10.77)	0:22.83 [7] (0:11.13)	0:11.70 [3] (0:11.70)
Average Speed [km/h]	54.8	72.3	68.0	65.5	61.7
Top Speed [km/h]	69.1	66.6	71.2	66.3	65.7
Avg. Dist. to Rail [m]	6.1	3.4	3.9	7.2	8.4
Avg. Stride Freq. [Hz]	2.4	2.6	2.6	2.5	2.5
Avg. Stride Length [m]	6.3	7.6	7.3	7.1	6.9



- [] Ranking at each section and finish
- .-.- No data available at this section
- NA No data available



Horse/Jockey Name	Serafima
Final Rank	3
Fastest Section Time (Section)	0:10.23 (800m)
Top Speed [km/h] (Section)	71.4 (600m)
Race State	Finished



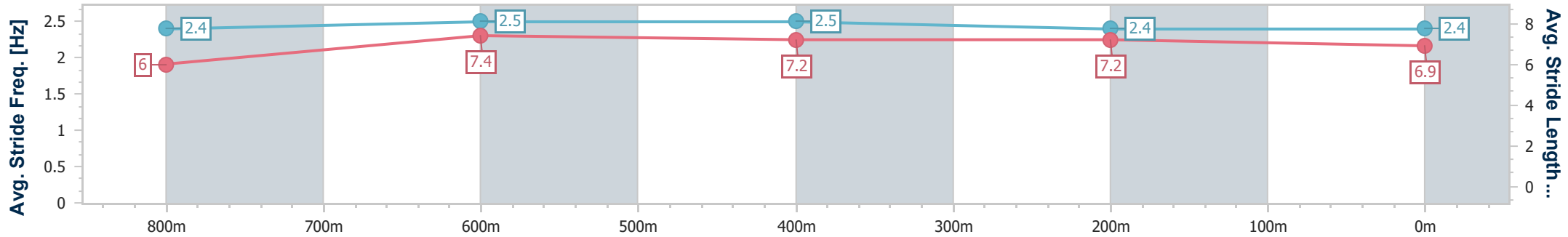
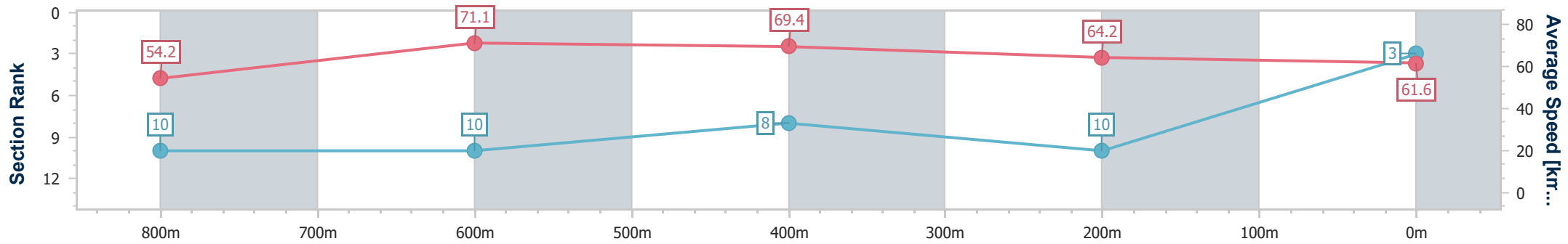
Townsville QLD Professional
Race 3: HJ CONSTRUCTIONS BENCHMARK 55 Handicap - 1000m



03 August 2024 - 13:41

Track Rating: Soft 5, Weather: Fine, Rail Position: True

Section	Overall	800m	600m	400m	200m
Section Times	0:57.20 [3] (0:13.29)	0:43.91 [10] (0:10.23)	0:33.68 [10] (0:10.62)	0:23.06 [8] (0:11.37)	0:11.69 [10] (0:11.69)
Average Speed [km/h]	54.2	71.1	69.4	64.2	61.6
Top Speed [km/h]	65.5	64.8	71.4	67.1	62.6
Avg. Dist. to Rail [m]	8.4	2.8	4.2	8.9	13.0
Avg. Stride Freq. [Hz]	2.4	2.5	2.5	2.4	2.4
Avg. Stride Length [m]	6.0	7.4	7.2	7.2	6.9



- [] Ranking at each section and finish
- .-.- No data available at this section
- NA No data available



Horse/Jockey Name	Whey Mischief
Final Rank	4
Fastest Section Time (Section)	0:10.02 (800m)
Top Speed [km/h] (Section)	70.8 (600m)
Race State	Finished



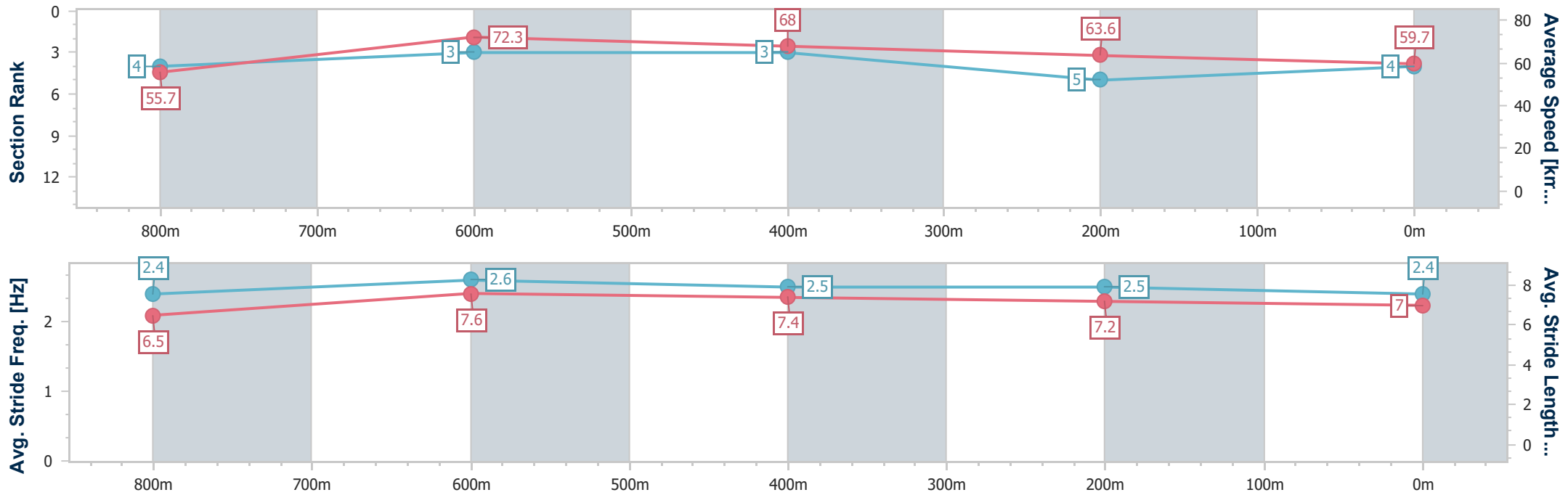
Townsville QLD Professional
Race 3: HJ CONSTRUCTIONS BENCHMARK 55 Handicap - 1000m



03 August 2024 - 13:41

Track Rating: Soft 5, Weather: Fine, Rail Position: True

Section	Overall	800m	600m	400m	200m
Section Times	0:57.21 [4] (0:12.95)	0:44.26 [4] (0:10.02)	0:34.24 [3] (0:10.75)	0:23.49 [3] (0:11.43)	0:12.06 [5] (0:12.06)
Average Speed [km/h]	55.7	72.3	68.0	63.6	59.7
Top Speed [km/h]	68.4	66.2	70.8	64.8	62.7
Avg. Dist. to Rail [m]	7.3	2.3	2.8	6.1	8.4
Avg. Stride Freq. [Hz]	2.4	2.6	2.5	2.5	2.4
Avg. Stride Length [m]	6.5	7.6	7.4	7.2	7.0



- [] Ranking at each section and finish
- .-.- No data available at this section
- NA No data available



Horse/Jockey Name	Shere Khan
Final Rank	5
Fastest Section Time (Section)	0:09.97 (800m)
Top Speed [km/h] (Section)	70.9 (600m)
Race State	Finished



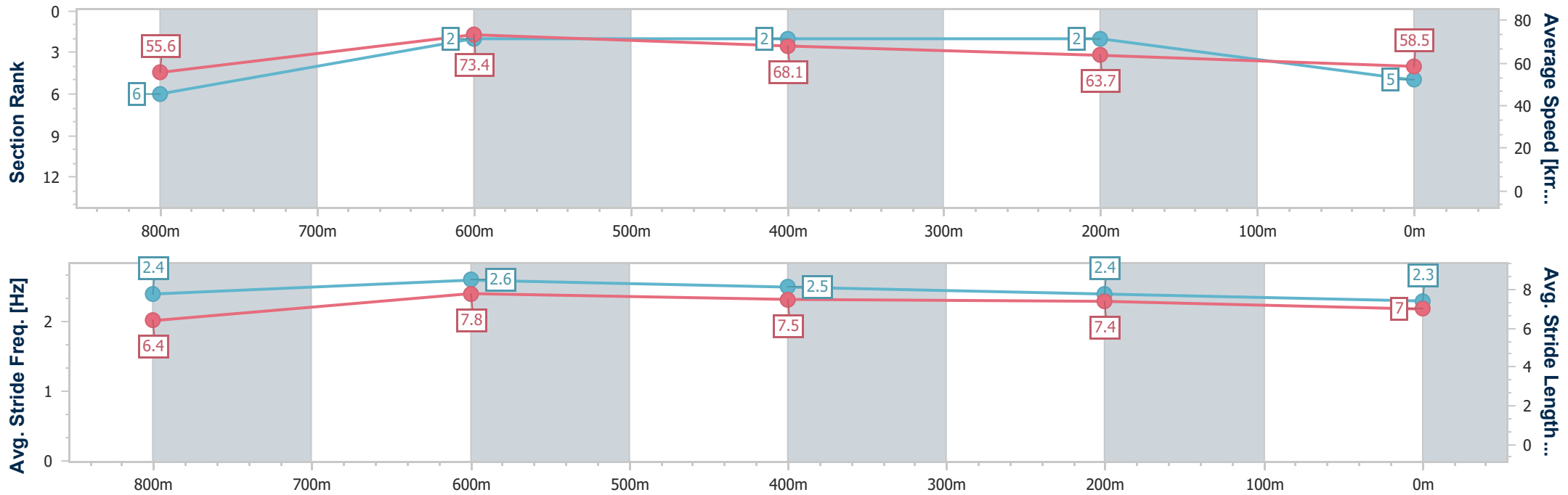
Townsville QLD Professional
Race 3: HJ CONSTRUCTIONS BENCHMARK 55 Handicap - 1000m



03 August 2024 - 13:41

Track Rating: Soft 5, Weather: Fine, Rail Position: True

Section	Overall	800m	600m	400m	200m
Section Times	0:57.37 [5] (0:12.97)	0:44.40 [6] (0:09.97)	0:34.43 [2] (0:10.77)	0:23.66 [2] (0:11.36)	0:12.30 [2] (0:12.30)
Average Speed [km/h]	55.6	73.4	68.1	63.7	58.5
Top Speed [km/h]	67.3	68.0	70.9	66.5	61.7
Avg. Dist. to Rail [m]	4.9	4.0	3.8	3.3	4.0
Avg. Stride Freq. [Hz]	2.4	2.6	2.5	2.4	2.3
Avg. Stride Length [m]	6.4	7.8	7.5	7.4	7.0



- [] Ranking at each section and finish
- .-.- No data available at this section
- NA No data available



Horse/Jockey Name	Tactical Illusion
Final Rank	6
Fastest Section Time (Section)	0:10.29 (800m)
Top Speed [km/h] (Section)	70.3 (600m)
Race State	Finished



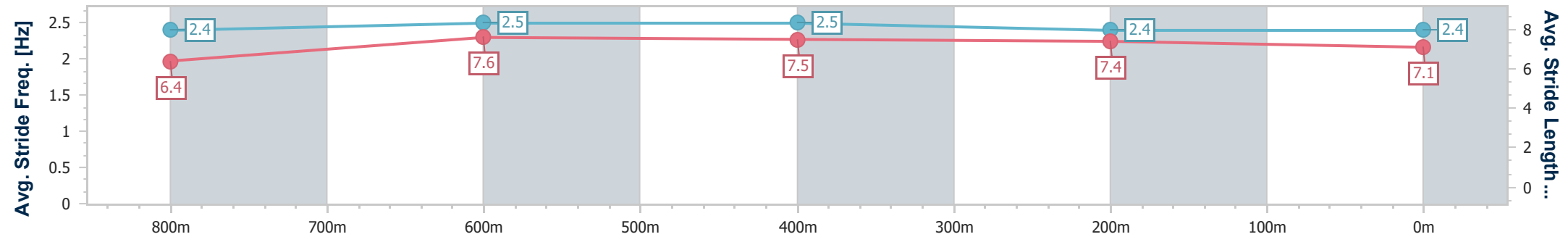
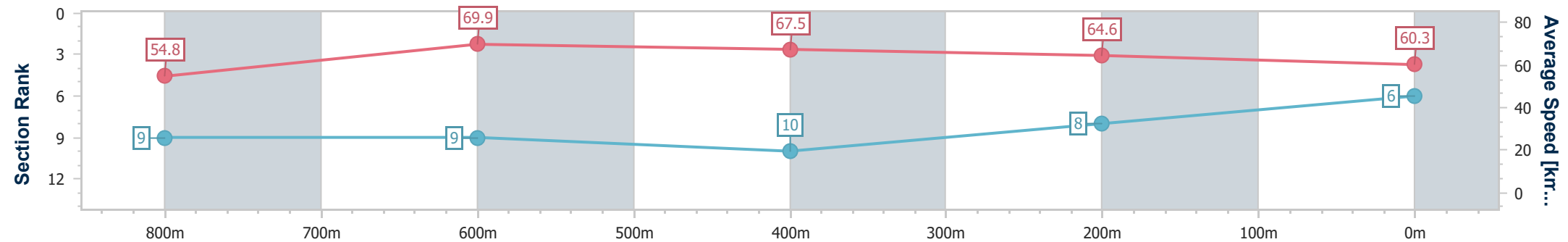
Townsville QLD Professional
Race 3: HJ CONSTRUCTIONS BENCHMARK 55 Handicap - 1000m

03 August 2024 - 13:41

Track Rating: Soft 5, Weather: Fine, Rail Position: True



Section	Overall	800m	600m	400m	200m
Section Times	0:57.41 [6] (0:13.14)	0:44.27 [9] (0:10.29)	0:33.98 [9] (0:10.76)	0:23.22 [10] (0:11.28)	0:11.94 [8] (0:11.94)
Average Speed [km/h]	54.8	69.9	67.5	64.6	60.3
Top Speed [km/h]	68.0	67.3	70.3	65.8	62.8
Avg. Dist. to Rail [m]	2.3	0.6	1.9	6.3	8.7
Avg. Stride Freq. [Hz]	2.4	2.5	2.5	2.4	2.4
Avg. Stride Length [m]	6.4	7.6	7.5	7.4	7.1



- [] Ranking at each section and finish
- .-.- No data available at this section
- NA No data available



Horse/Jockey Name	Harvesta
Final Rank	7
Fastest Section Time (Section)	0:10.20 (800m)
Top Speed [km/h] (Section)	70.9 (600m)
Race State	Finished



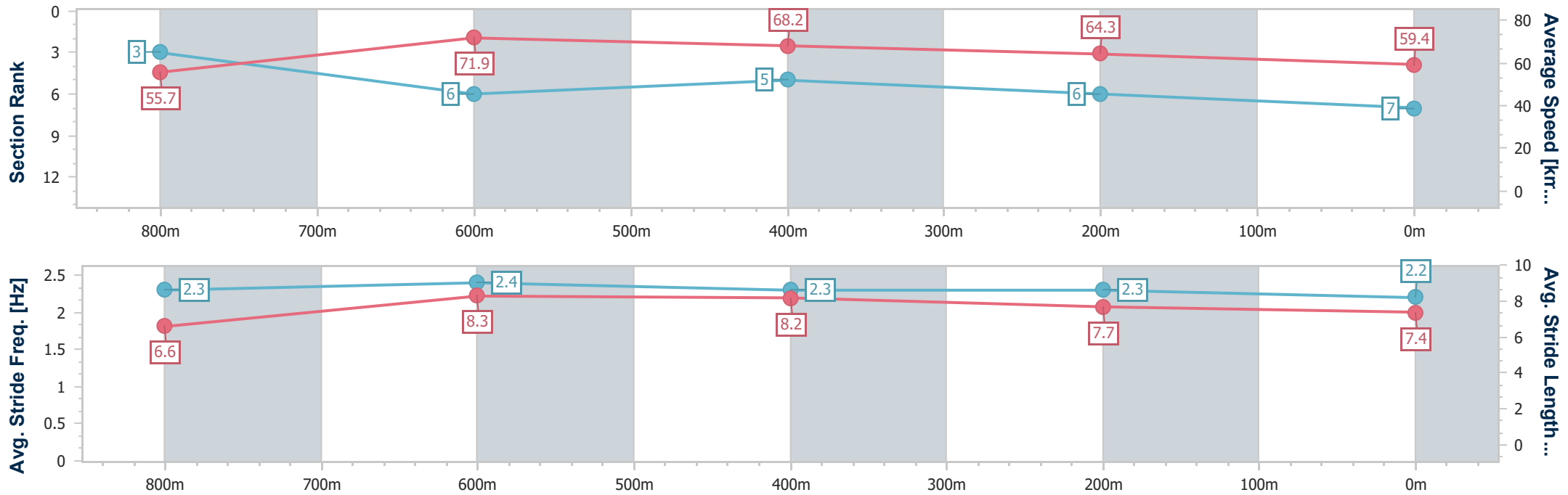
Townsville QLD Professional
Race 3: HJ CONSTRUCTIONS BENCHMARK 55 Handicap - 1000m



03 August 2024 - 13:41

Track Rating: Soft 5, Weather: Fine, Rail Position: True

Section	Overall	800m	600m	400m	200m
Section Times	0:57.46 [7] (0:12.95)	0:44.51 [3] (0:10.20)	0:34.31 [6] (0:10.82)	0:23.49 [5] (0:11.35)	0:12.14 [6] (0:12.14)
Average Speed [km/h]	55.7	71.9	68.2	64.3	59.4
Top Speed [km/h]	65.5	66.2	70.9	65.8	62.2
Avg. Dist. to Rail [m]	12.0	5.2	4.9	9.0	11.0
Avg. Stride Freq. [Hz]	2.3	2.4	2.3	2.3	2.2
Avg. Stride Length [m]	6.6	8.3	8.2	7.7	7.4



- [] Ranking at each section and finish
- .-.- No data available at this section
- NA No data available



Horse/Jockey Name	He's All Power
Final Rank	8
Fastest Section Time (Section)	0:10.05 (800m)
Top Speed [km/h] (Section)	69.7 (600m)
Race State	Finished



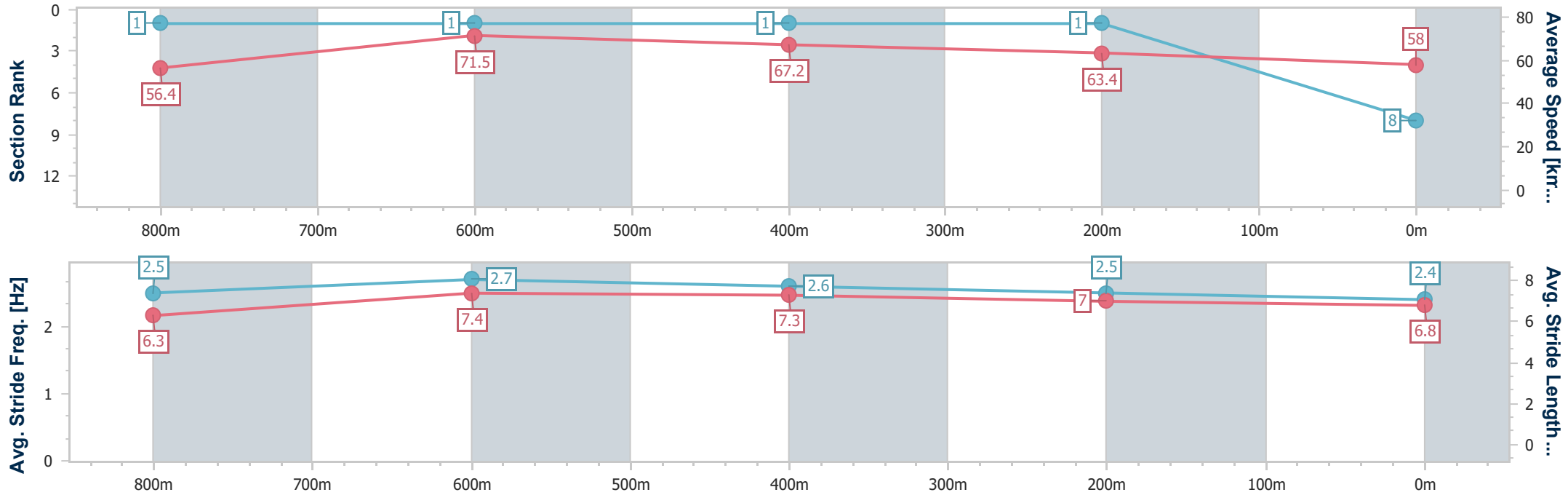
Townsville QLD Professional
Race 3: HJ CONSTRUCTIONS BENCHMARK 55 Handicap - 1000m



03 August 2024 - 13:41

Track Rating: Soft 5, Weather: Fine, Rail Position: True

Section	Overall	800m	600m	400m	200m
Section Times	0:57.48 [8] (0:12.77)	0:44.71 [1] (0:10.05)	0:34.66 [1] (0:10.81)	0:23.85 [1] (0:11.44)	0:12.41 [1] (0:12.41)
Average Speed [km/h]	56.4	71.5	67.2	63.4	58.0
Top Speed [km/h]	69.5	67.7	69.7	64.7	61.3
Avg. Dist. to Rail [m]	4.3	0.6	1.6	3.6	4.5
Avg. Stride Freq. [Hz]	2.5	2.7	2.6	2.5	2.4
Avg. Stride Length [m]	6.3	7.4	7.3	7.0	6.8



- [] Ranking at each section and finish
- .-.- No data available at this section
- NA No data available



Horse/Jockey Name	Flying Maple
Final Rank	9
Fastest Section Time (Section)	0:10.17 (800m)
Top Speed [km/h] (Section)	70.8 (600m)
Race State	Finished



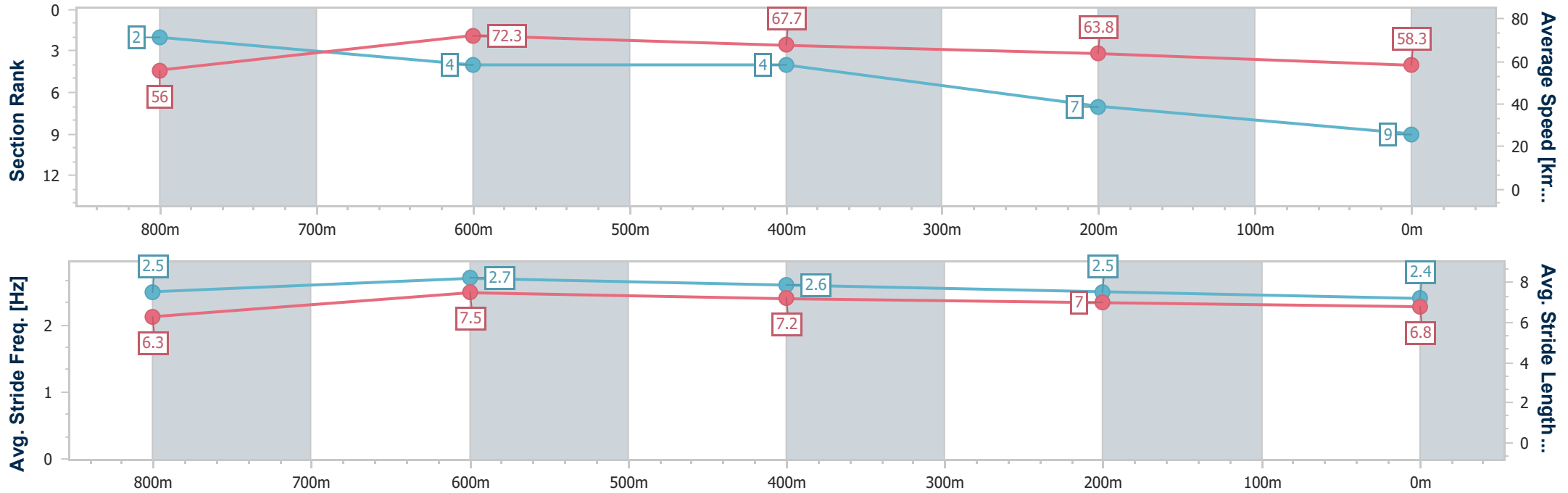
Townsville QLD Professional
Race 3: HJ CONSTRUCTIONS BENCHMARK 55 Handicap - 1000m



03 August 2024 - 13:41

Track Rating: Soft 5, Weather: Fine, Rail Position: True

Section	Overall	800m	600m	400m	200m
Section Times	0:57.73 [9] (0:12.87)	0:44.86 [2] (0:10.17)	0:34.69 [4] (0:10.91)	0:23.78 [4] (0:11.43)	0:12.35 [7] (0:12.35)
Average Speed [km/h]	56.0	72.3	67.7	63.8	58.3
Top Speed [km/h]	69.8	67.7	70.8	67.1	61.1
Avg. Dist. to Rail [m]	11.4	5.9	5.2	8.1	10.2
Avg. Stride Freq. [Hz]	2.5	2.7	2.6	2.5	2.4
Avg. Stride Length [m]	6.3	7.5	7.2	7.0	6.8



- [] Ranking at each section and finish
- .-.- No data available at this section
- NA No data available



Horse/Jockey Name	Bean Warrior
Final Rank	10
Fastest Section Time (Section)	0:10.08 (800m)
Top Speed [km/h] (Section)	70.2 (Overall)
Race State	Finished



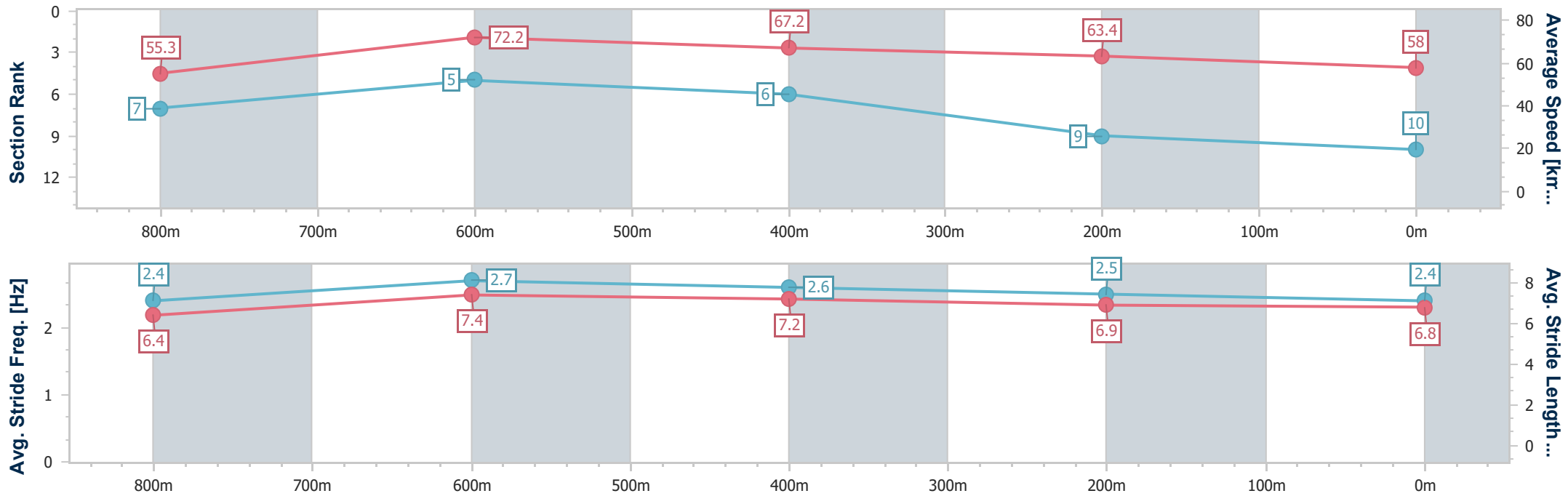
Townsville QLD Professional
Race 3: HJ CONSTRUCTIONS BENCHMARK 55 Handicap - 1000m



03 August 2024 - 13:41

Track Rating: Soft 5, Weather: Fine, Rail Position: True

Section	Overall	800m	600m	400m	200m
Section Times	0:57.88 [10] (0:13.03)	0:44.85 [7] (0:10.08)	0:34.77 [5] (0:10.88)	0:23.89 [6] (0:11.50)	0:12.39 [9] (0:12.39)
Average Speed [km/h]	55.3	72.2	67.2	63.4	58.0
Top Speed [km/h]	70.2	66.6	69.9	65.3	61.8
Avg. Dist. to Rail [m]	9.0	2.7	3.5	6.9	8.3
Avg. Stride Freq. [Hz]	2.4	2.7	2.6	2.5	2.4
Avg. Stride Length [m]	6.4	7.4	7.2	6.9	6.8



- [] Ranking at each section and finish
- .-.- No data available at this section
- NA No data available



Horse/Jockey Name	Prophetsess
Final Rank	11
Fastest Section Time (Section)	0:10.22 (800m)
Top Speed [km/h] (Section)	69.2 (600m)
Race State	Finished



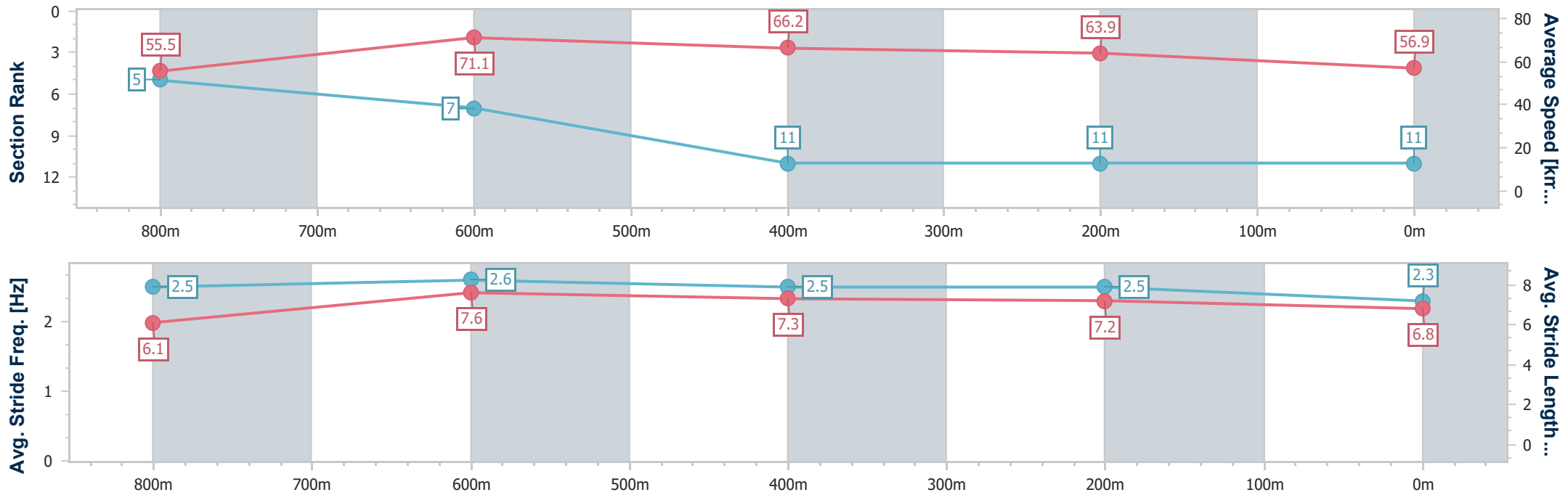
Townsville QLD Professional
Race 3: HJ CONSTRUCTIONS BENCHMARK 55 Handicap - 1000m



03 August 2024 - 13:41

Track Rating: Soft 5, Weather: Fine, Rail Position: True

Section	Overall	800m	600m	400m	200m
Section Times	0:58.24 [11] (0:12.96)	0:45.28 [5] (0:10.22)	0:35.06 [7] (0:11.06)	0:24.00 [11] (0:11.35)	0:12.65 [11] (0:12.65)
Average Speed [km/h]	55.5	71.1	66.2	63.9	56.9
Top Speed [km/h]	68.0	67.7	69.2	65.6	61.2
Avg. Dist. to Rail [m]	3.8	2.6	3.0	3.5	3.6
Avg. Stride Freq. [Hz]	2.5	2.6	2.5	2.5	2.3
Avg. Stride Length [m]	6.1	7.6	7.3	7.2	6.8



- [] Ranking at each section and finish
- .-.- No data available at this section
- NA No data available



Horse/Jockey Name	Cuban Affair
Final Rank	12
Fastest Section Time (Section)	0:10.58 (800m)
Top Speed [km/h] (Section)	68.4 (800m)
Race State	Finished



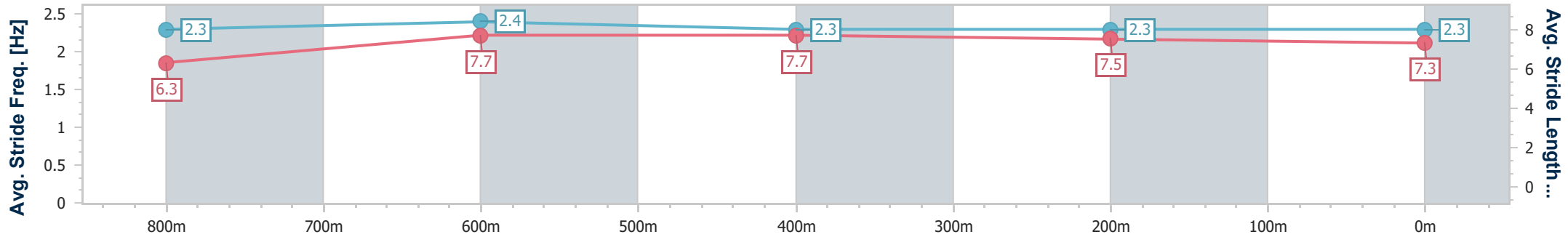
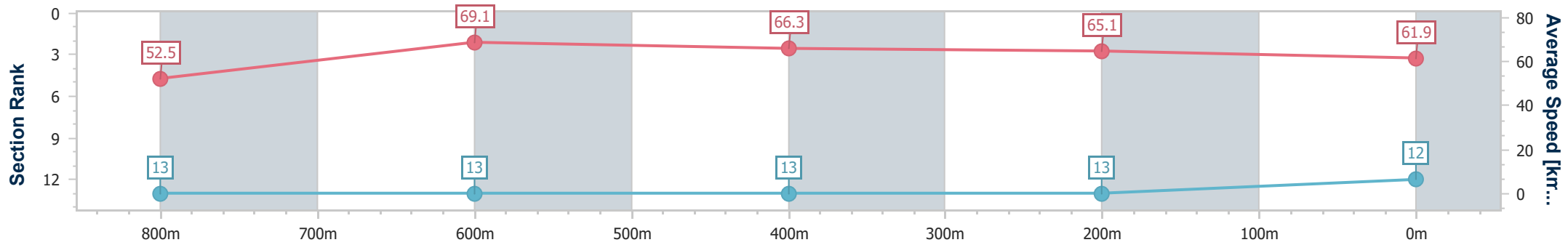
Townsville QLD Professional
Race 3: HJ CONSTRUCTIONS BENCHMARK 55 Handicap - 1000m



03 August 2024 - 13:41

Track Rating: Soft 5, Weather: Fine, Rail Position: True

Section	Overall	800m	600m	400m	200m
Section Times	0:58.37 [12] (0:13.72)	0:44.65 [13] (0:10.58)	0:34.07 [13] (0:11.15)	0:22.92 [13] (0:11.25)	0:11.67 [13] (0:11.67)
Average Speed [km/h]	52.5	69.1	66.3	65.1	61.9
Top Speed [km/h]	65.2	68.4	67.9	66.1	64.1
Avg. Dist. to Rail [m]	12.3	4.0	5.6	9.4	10.7
Avg. Stride Freq. [Hz]	2.3	2.4	2.3	2.3	2.3
Avg. Stride Length [m]	6.3	7.7	7.7	7.5	7.3



- [] Ranking at each section and finish
- .-.- No data available at this section
- NA No data available



Horse/Jockey Name	Mama's Man
Final Rank	13
Fastest Section Time (Section)	0:10.39 (800m)
Top Speed [km/h] (Section)	68.1 (600m)
Race State	Finished



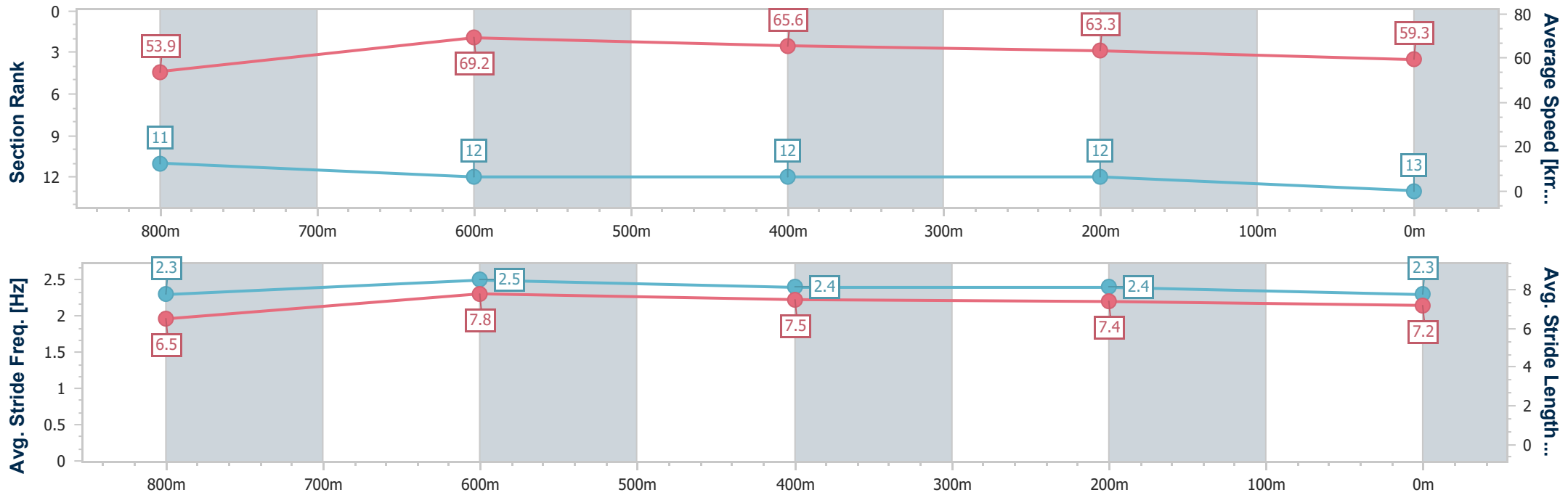
Townsville QLD Professional
Race 3: HJ CONSTRUCTIONS BENCHMARK 55 Handicap - 1000m

03 August 2024 - 13:41

Track Rating: Soft 5, Weather: Fine, Rail Position: True



Section	Overall	800m	600m	400m	200m
Section Times	0:58.45 [13] (0:13.35)	0:45.10 [11] (0:10.39)	0:34.71 [12] (0:11.09)	0:23.62 [12] (0:11.46)	0:12.16 [12] (0:12.16)
Average Speed [km/h]	53.9	69.2	65.6	63.3	59.3
Top Speed [km/h]	65.2	66.2	68.1	65.3	61.9
Avg. Dist. to Rail [m]	5.7	0.5	1.9	4.3	5.4
Avg. Stride Freq. [Hz]	2.3	2.5	2.4	2.4	2.3
Avg. Stride Length [m]	6.5	7.8	7.5	7.4	7.2



- [] Ranking at each section and finish
- .-.- No data available at this section
- NA No data available