



Townsville QLD Professional

Race 2: LEXUS OF TOWNSVILLE UP & COMING STAYERS BENCHMARK

65 Handicap - 2000m

03 August 2024 - 13:05



Track Rating: Soft 5, Weather: Fine, Rail Position: True

Section		Overall	1800m	1600m	1400m	1200m	1000m	800m	Last 600m				
Field Times		2:02.60 (0:13.48)	1:49.12 (0:11.91)	1:37.21 (0:12.39)	1:24.82 (0:11.97)	1:12.85 (0:12.22)	1:00.63 (0:12.08)	0:48.55 (0:11.70)	0:36.85				
Rank	TAB Horse/Jockey	Barrier	Top Speed [km/h]	Fastest Section									Distance Travelled [m]
1	1 TROPIC SANDS Justin Huxtable	8	64.3 Overall	0:11.53 800m	2:02.60 [1] (0:13.60)	1:49.00 [3] (0:11.97)	1:37.03 [3] (0:12.62)	1:24.41 [3] (0:11.95)	1:12.46 [3] (0:12.17)	1:00.29 [4] (0:11.99)	0:48.30 [3] (0:11.53)	0:36.77	
2	5 MEDAL Pietro Romeo	1	63.8 1800m	0:11.63 800m	2:02.62 [2] (0:13.52)	1:49.10 [2] (0:11.87)	1:37.23 [2] (0:12.46)	1:24.77 [2] (0:12.12)	1:12.65 [2] (0:12.18)	1:00.47 [2] (0:11.97)	0:48.50 [2] (0:11.63)	0:36.87	-6
3	4 SECRET LOCATION Scott Sheargold	3	64.2 800m	0:11.50 800m	2:02.91 [3] (0:14.24)	1:48.67 [10] (0:12.16)	1:36.51 [10] (0:12.75)	1:23.76 [9] (0:11.89)	1:11.87 [9] (0:11.94)	0:59.93 [9] (0:12.13)	0:47.80 [9] (0:11.50)	0:36.30	-2
4	8 CENTRAL PARK Adrian Layt	9	65.3 800m	0:11.44 800m	2:02.96 [4] (0:14.02)	1:48.94 [7] (0:12.06)	1:36.88 [8] (0:12.74)	1:24.14 [8] (0:11.91)	1:12.23 [7] (0:12.02)	1:00.21 [7] (0:12.16)	0:48.05 [7] (0:11.44)	0:36.61	+3
5	2 HARBELLE Ryan Wiggins	2	63.6 1800m	0:11.75 800m	2:03.46 [5] (0:13.48)	1:49.98 [1] (0:11.91)	1:38.07 [1] (0:12.39)	1:25.68 [1] (0:11.97)	1:13.71 [1] (0:12.22)	1:01.49 [1] (0:12.08)	0:49.41 [1] (0:11.75)	0:37.66	-5
6	6 VANCOUVER BAY Ron Stewart	11	63.8 600m	0:11.57 800m	2:03.74 [6] (0:13.67)	1:50.07 [4] (0:12.20)	1:37.87 [5] (0:12.53)	1:25.34 [5] (0:11.79)	1:13.55 [5] (0:12.25)	1:01.30 [5] (0:12.14)	0:49.16 [5] (0:11.57)	0:37.59	+5
7	3 PESHWA Shannon Apthorpe	7	63.9 Overall	0:11.62 800m	2:03.79 [7] (0:13.76)	1:50.03 [6] (0:12.11)	1:37.92 [6] (0:12.70)	1:25.22 [6] (0:12.00)	1:13.22 [6] (0:12.09)	1:01.13 [6] (0:12.04)	0:49.09 [6] (0:11.62)	0:37.47	-4
8	9 PRINCE AKEEM Lacey Morrison	5	64.7 1800m	0:11.74 800m	2:03.91 [8] (0:13.69)	1:50.22 [5] (0:11.96)	1:38.26 [4] (0:12.67)	1:25.59 [4] (0:11.87)	1:13.72 [4] (0:12.10)	1:01.62 [3] (0:12.04)	0:49.58 [4] (0:11.74)	0:37.84	-6
9	11 TWENTY THREE WALL Denicious Smith	4	64.6 800m	0:11.45 800m	2:04.26 [9] (0:14.25)	1:50.01 [11] (0:12.09)	1:37.92 [9] (0:12.89)	1:25.03 [10] (0:11.89)	1:13.14 [10] (0:11.94)	1:01.20 [10] (0:12.12)	0:49.08 [10] (0:11.45)	0:37.63	+3
10	7 BRAVIO Justin Stanley	10	64.5 800m	0:11.44 800m	2:04.27 [10] (0:14.07)	1:50.20 [8] (0:12.53)	1:37.67 [11] (0:12.98)	1:24.69 [11] (0:11.85)	1:12.84 [11] (0:11.84)	1:01.00 [11] (0:12.14)	0:48.86 [11] (0:11.44)	0:37.42	+3

[] Ranking at each section and finish
 -:-:- No data available at this section
 NA No data available

SCN Saddle cloth number
 DNF Did not finish
 DNT Did not track



Townsville QLD Professional
Race 2: LEXUS OF TOWNSVILLE UP & COMING STAYERS BENCHMARK
65 Handicap - 2000m
03 August 2024 - 13:05



Track Rating: Soft 5, Weather: Fine, Rail Position: True

Section	Overall	1800m	1600m	1400m	1200m	1000m	800m	Last 600m
Field Times	2:02.60 (0:13.48)	1:49.12 (0:11.91)	1:37.21 (0:12.39)	1:24.82 (0:11.97)	1:12.85 (0:12.22)	1:00.63 (0:12.08)	0:48.55 (0:11.70)	0:36.85

Rank	TAB	Horse/Jockey	Barrier	Top Speed [km/h]	Fastest Section	Overall	1800m	1600m	1400m	1200m	1000m	800m	Last 600m	Distance Travelled [m]
11	10	FRIJOLES	6	63.7	0:11.58	2:04.84 [11]	1:50.75 [9]	1:38.89 [7]	1:26.12 [7]	1:14.07 [8]	1:02.02 [8]	0:49.79 [8]	0:38.21	-11
		Jackson Murphy		1800m	800m	(0:14.09)	(0:11.86)	(0:12.77)	(0:12.05)	(0:12.05)	(0:12.23)	(0:11.58)		

[] Ranking at each section and finish
 -:-:- No data available at this section
 NA No data available

SCN Saddle cloth number
 DNF Did not finish
 DNT Did not track



Townsville QLD Professional
Race 2: LEXUS OF TOWNSVILLE UP & COMING STAYERS BENCHMARK
65 Handicap - 2000m
03 August 2024 - 13:05



Track Rating: Soft 5, Weather: Fine, Rail Position: True

Section					600m	400m	200m				
Field Times					0:36.85 (0:11.77)	0:25.08 (0:12.34)	0:12.74 (0:12.74)	Last 600m			
								0:36.85			
Rank	TAB	Horse/Jockey	Barrier	Top Speed [km/h]	Fastest Section	Margin			Distance Travelled [m]		
1	1	TROPIC SANDS Justin Huxtable	8	64.3 Overall	0:11.53 800m	0:36.77 [3] (0:11.69)	0:25.08 [1] (0:12.34)	0:12.74 [1] (0:12.74)	2:02.60	0:36.77	
2	5	MEDAL Pietro Romeo	1	63.8 1800m	0:11.63 800m	0:36.87 [1] (0:11.83)	0:25.04 [2] (0:12.29)	0:12.75 [2] (0:12.75)	0.07L	0:36.87	-6
3	4	SECRET LOCATION Scott Sheargold	3	64.2 800m	0:11.50 800m	0:36.30 [8] (0:11.73)	0:24.57 [8] (0:12.15)	0:12.42 [7] (0:12.42)	1.81L	0:36.30	-2
4	8	CENTRAL PARK Adrian Layt	9	65.3 800m	0:11.44 800m	0:36.61 [7] (0:11.72)	0:24.89 [6] (0:12.03)	0:12.86 [3] (0:12.86)	2.12L	0:36.61	+3
5	2	HARBELLE Ryan Wiggins	2	63.6 1800m	0:11.75 800m	0:37.66 [2] (0:11.96)	0:25.70 [3] (0:12.60)	0:13.10 [6] (0:13.10)	5.07L	0:37.66	-5
6	6	VANCOUVER BAY Ron Stewart	11	63.8 600m	0:11.57 800m	0:37.59 [5] (0:11.80)	0:25.79 [5] (0:12.30)	0:13.49 [4] (0:13.49)	6.71L	0:37.59	+5
7	3	PESHWA Shannon Apthorpe	7	63.9 Overall	0:11.62 800m	0:37.47 [6] (0:11.89)	0:25.58 [7] (0:12.39)	0:13.19 [8] (0:13.19)	7L	0:37.47	-4
8	9	PRINCE AKEEM Lacey Morrison	5	64.7 1800m	0:11.74 800m	0:37.84 [4] (0:11.74)	0:26.10 [4] (0:12.50)	0:13.60 [5] (0:13.60)	7.67L	0:37.84	-6
9	11	TWENTY THREE WALL Denicious Smith	4	64.6 800m	0:11.45 800m	0:37.63 [10] (0:11.87)	0:25.76 [9] (0:12.53)	0:13.23 [10] (0:13.23)	9.77L	0:37.63	+3
10	7	BRAVIO Justin Stanley	10	64.5 800m	0:11.44 800m	0:37.42 [11] (0:11.74)	0:25.68 [10] (0:12.21)	0:13.47 [9] (0:13.47)	9.83L	0:37.42	+3

[] Ranking at each section and finish
 -:-:- No data available at this section
 NA No data available

SCN Saddle cloth number
 DNF Did not finish
 DNT Did not track



Townsville QLD Professional
Race 2: LEXUS OF TOWNSVILLE UP & COMING STAYERS BENCHMARK
65 Handicap - 2000m
03 August 2024 - 13:05



Track Rating: Soft 5, Weather: Fine, Rail Position: True

Section		600m	400m	200m				Last 600m		
Field Times		0:36.85 (0:11.77)	0:25.08 (0:12.34)	0:12.74 (0:12.74)				0:36.85		
Rank	TAB Horse/Jockey	Barrier	Top Speed [km/h]	Fastest Section	Margin		Distance Travelled [m]			
11	10 FRIJOLES	6	63.7	0:11.58	0:38.21 [9]	0:26.11 [11]	0:13.38 [11]	13.13L	0:38.21	-11
	Jackson Murphy		1800m	800m	(0:12.10)	(0:12.73)	(0:13.38)			

[] Ranking at each section and finish
 -:-:- No data available at this section
 NA No data available

SCN Saddle cloth number
 DNF Did not finish
 DNT Did not track



Horse/Jockey Name	Tropic Sands
Final Rank	1
Fastest Section Time (Section)	0:11.53 (800m)
Top Speed [km/h] (Section)	64.3 (Overall)
Race State	Finished



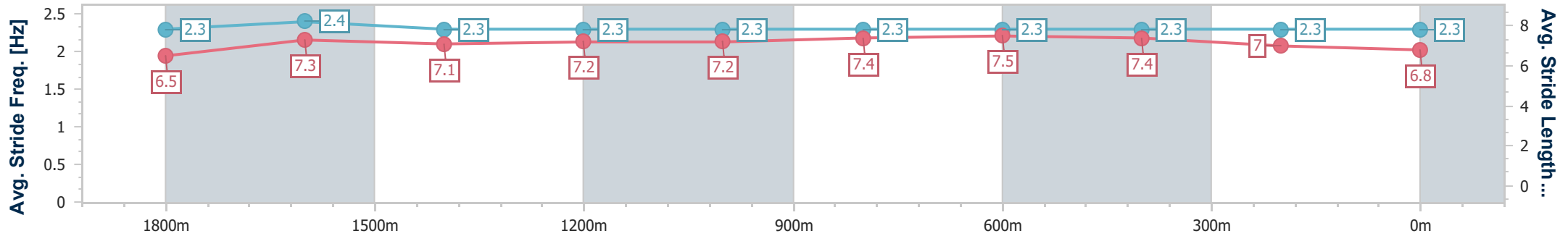
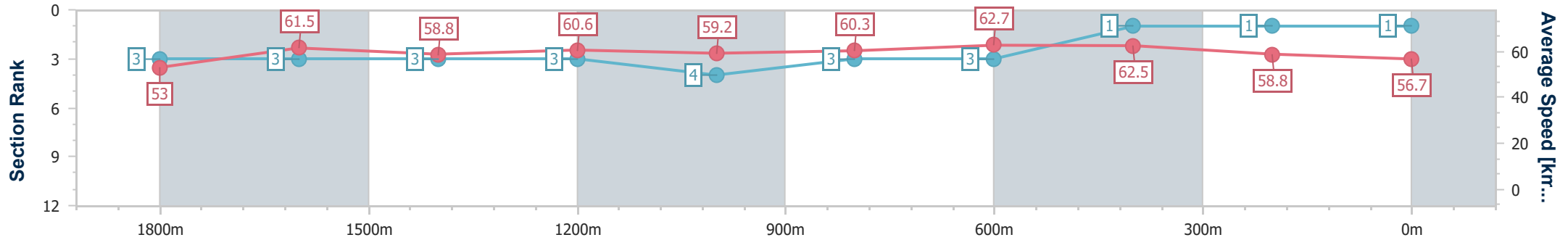
Townsville QLD Professional
Race 2: LEXUS OF TOWNVILLE UP & COMING STAYERS
BENCHMARK 65 Handicap - 2000m



03 August 2024 - 13:05

Track Rating: Soft 5, Weather: Fine, Rail Position: True

Section	Overall	1800m	1600m	1400m	1200m	1000m	800m	600m	400m	200m
Section Times	2:02.60 [1] (0:13.60)	1:49.00 [3] (0:11.97)	1:37.03 [3] (0:12.62)	1:24.41 [3] (0:11.95)	1:12.46 [3] (0:12.17)	1:00.29 [4] (0:11.99)	0:48.30 [3] (0:11.53)	0:36.77 [3] (0:11.69)	0:25.08 [1] (0:12.34)	0:12.74 [1] (0:12.74)
Average Speed [km/h]	53.0	61.5	58.8	60.6	59.2	60.3	62.7	62.5	58.8	56.7
Top Speed [km/h]	64.3	63.8	60.8	61.4	59.7	62.4	63.7	63.9	60.9	58.2
Avg. Dist. to Rail [m]	12.7	5.6	4.3	2.2	2.3	0.8	0.6	3.3	5.2	5.2
Avg. Stride Freq. [Hz]	2.3	2.4	2.3	2.3	2.3	2.3	2.3	2.3	2.3	2.3
Avg. Stride Length [m]	6.5	7.3	7.1	7.2	7.2	7.4	7.5	7.4	7.0	6.8



- [] Ranking at each section and finish
- .-.- No data available at this section
- NA No data available



Horse/Jockey Name	Medal
Final Rank	2
Fastest Section Time (Section)	0:11.63 (800m)
Top Speed [km/h] (Section)	63.8 (1800m)
Race State	Finished



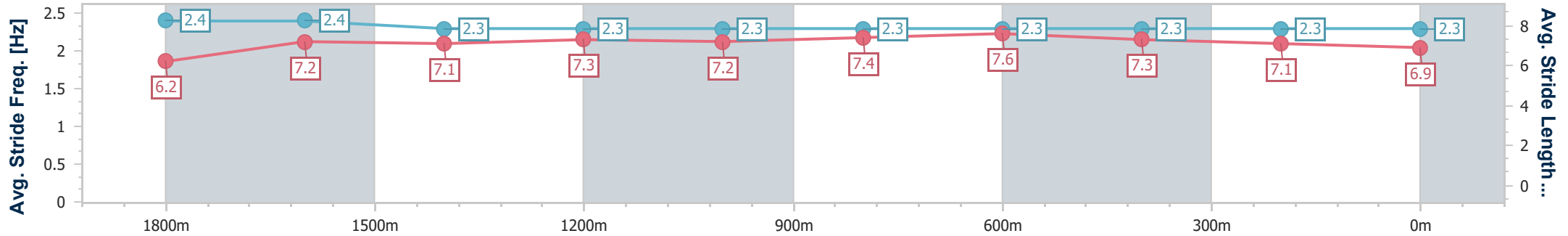
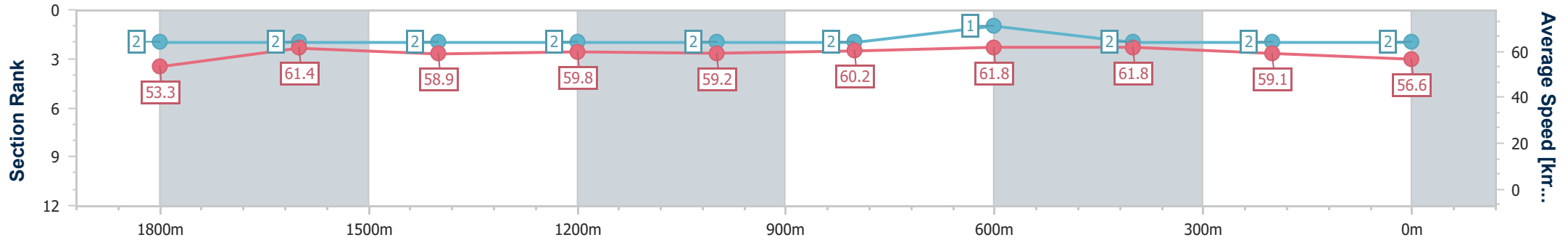
Townsville QLD Professional
Race 2: LEXUS OF TOWNSVILLE UP & COMING STAYERS
BENCHMARK 65 Handicap - 2000m



03 August 2024 - 13:05

Track Rating: Soft 5, Weather: Fine, Rail Position: True

Section	Overall	1800m	1600m	1400m	1200m	1000m	800m	600m	400m	200m
Section Times	2:02.62 [2] (0:13.52)	1:49.10 [2] (0:11.87)	1:37.23 [2] (0:12.46)	1:24.77 [2] (0:12.12)	1:12.65 [2] (0:12.18)	1:00.47 [2] (0:11.97)	0:48.50 [2] (0:11.63)	0:36.87 [1] (0:11.83)	0:25.04 [2] (0:12.29)	0:12.75 [2] (0:12.75)
Average Speed [km/h]	53.3	61.4	58.9	59.8	59.2	60.2	61.8	61.8	59.1	56.6
Top Speed [km/h]	63.7	63.8	60.7	60.7	60.1	61.6	63.7	63.7	60.7	58.3
Avg. Dist. to Rail [m]	5.2	3.3	2.8	2.3	2.1	0.6	0.6	3.1	4.0	3.2
Avg. Stride Freq. [Hz]	2.4	2.4	2.3	2.3	2.3	2.3	2.3	2.3	2.3	2.3
Avg. Stride Length [m]	6.2	7.2	7.1	7.3	7.2	7.4	7.6	7.3	7.1	6.9



- [] Ranking at each section and finish
- .-.- No data available at this section
- NA No data available



Horse/Jockey Name	Secret Location
Final Rank	3
Fastest Section Time (Section)	0:11.50 (800m)
Top Speed [km/h] (Section)	64.2 (800m)
Race State	Finished



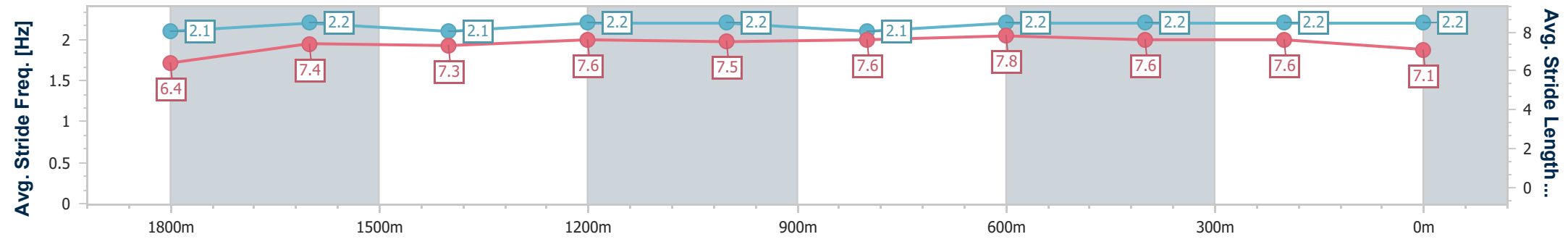
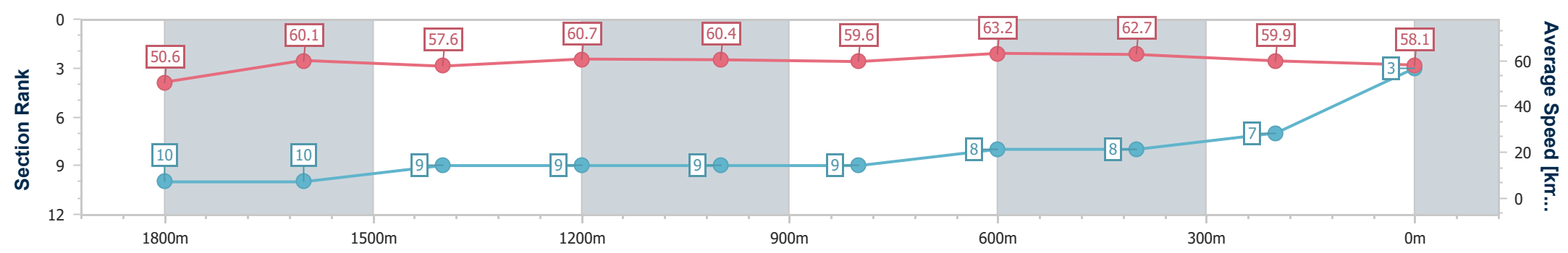
Townsville QLD Professional
Race 2: LEXUS OF TOWNSVILLE UP & COMING STAYERS
BENCHMARK 65 Handicap - 2000m

03 August 2024 - 13:05

Track Rating: Soft 5, Weather: Fine, Rail Position: True



Section	Overall	1800m	1600m	1400m	1200m	1000m	800m	600m	400m	200m			
Section Times	2:02.91 [3] (0:14.24)	1:48.67 [10] (0:12.16)	1:36.51 [10] (0:12.75)	1:23.76 [9] (0:11.89)	1:11.87 [9] (0:11.94)	0:59.93 [9] (0:12.13)	0:47.80 [9] (0:11.50)	0:36.30 [8] (0:11.73)	0:24.57 [8] (0:12.15)	0:12.42 [7] (0:12.42)			
Average Speed [km/h]	50.6	60.1	57.6	60.7	60.4	59.6	63.2	62.7	59.9	58.1			
Top Speed [km/h]	62.4	63.0	59.0	62.0	62.0	61.5	64.2	63.9	60.6	59.3			
Avg. Dist. to Rail [m]	7.7	4.0	2.7	1.3	0.9	0.9	2.0	4.0	6.1	8.7			
Avg. Stride Freq. [Hz]	2.1	2.2	2.1	2.2	2.2	2.1	2.2	2.2	2.2	2.2			
Avg. Stride Length [m]	6.4	7.4	7.3	7.6	7.5	7.6	7.8	7.6	7.6	7.1			



[] Ranking at each section and finish
 -.-.- No data available at this section
 NA No data available



Horse/Jockey Name	Central Park
Final Rank	4
Fastest Section Time (Section)	0:11.44 (800m)
Top Speed [km/h] (Section)	65.3 (800m)
Race State	Finished



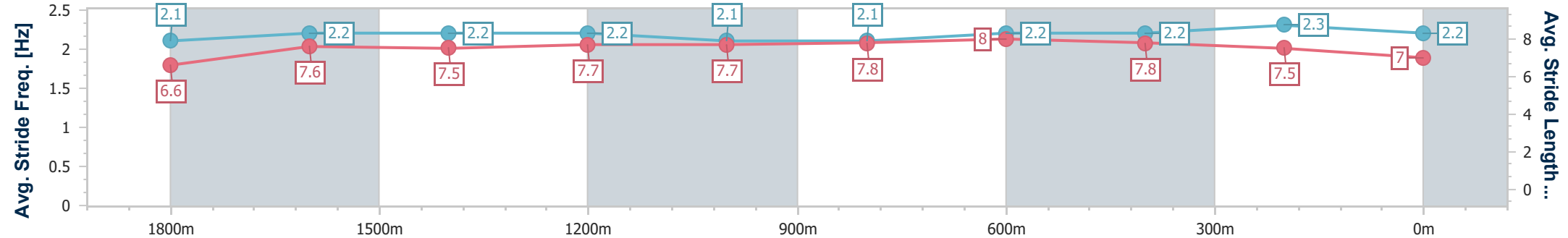
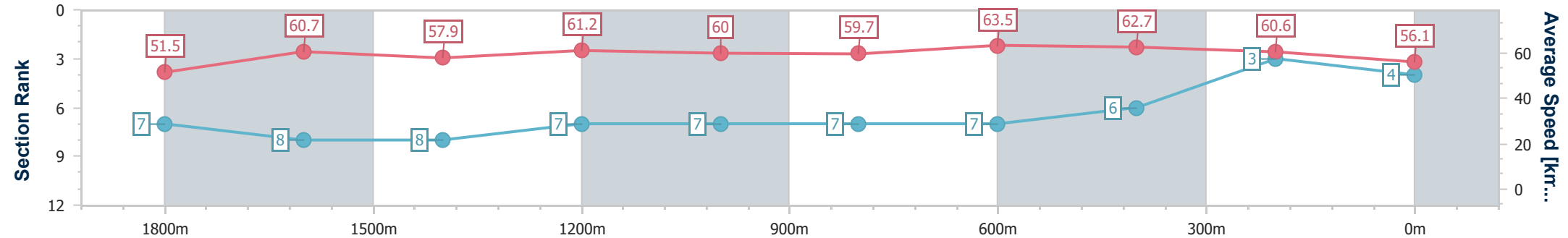
Townsville QLD Professional
 Race 2: LEXUS OF TOWNVILLE UP & COMING STAYERS
 BENCHMARK 65 Handicap - 2000m



03 August 2024 - 13:05

Track Rating: Soft 5, Weather: Fine, Rail Position: True

Section	Overall	1800m	1600m	1400m	1200m	1000m	800m	600m	400m	200m
Section Times	2:02.96 [4] (0:14.02)	1:48.94 [7] (0:12.06)	1:36.88 [8] (0:12.74)	1:24.14 [8] (0:11.91)	1:12.23 [7] (0:12.02)	1:00.21 [7] (0:12.16)	0:48.05 [7] (0:11.44)	0:36.61 [7] (0:11.72)	0:24.89 [6] (0:12.03)	0:12.86 [3] (0:12.86)
Average Speed [km/h]	51.5	60.7	57.9	61.2	60.0	59.7	63.5	62.7	60.6	56.1
Top Speed [km/h]	63.9	63.8	59.7	62.0	61.9	62.7	65.3	63.7	62.1	58.5
Avg. Dist. to Rail [m]	12.0	4.3	3.7	3.6	3.0	2.0	1.6	4.2	6.9	7.7
Avg. Stride Freq. [Hz]	2.1	2.2	2.2	2.2	2.1	2.1	2.2	2.2	2.3	2.2
Avg. Stride Length [m]	6.6	7.6	7.5	7.7	7.7	7.8	8.0	7.8	7.5	7.0



- [] Ranking at each section and finish
- .-.- No data available at this section
- NA No data available



Horse/Jockey Name	Harbelle
Final Rank	5
Fastest Section Time (Section)	0:11.75 (800m)
Top Speed [km/h] (Section)	63.6 (1800m)
Race State	Finished



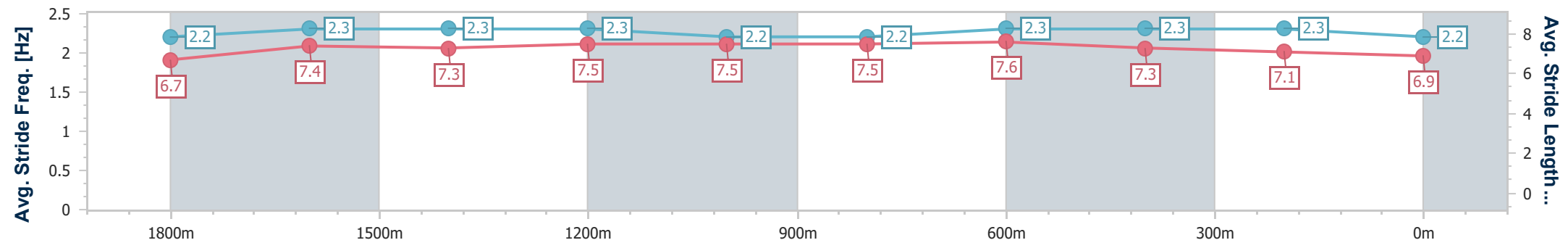
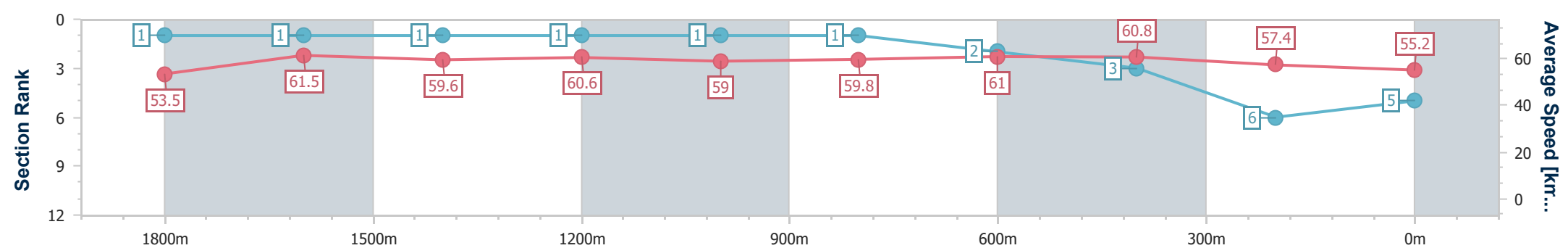
Townsville QLD Professional
Race 2: LEXUS OF TOWNSVILLE UP & COMING STAYERS
BENCHMARK 65 Handicap - 2000m

03 August 2024 - 13:05

Track Rating: Soft 5, Weather: Fine, Rail Position: True



Section	Overall	1800m	1600m	1400m	1200m	1000m	800m	600m	400m	200m
Section Times	2:03.46 [5] (0:13.48)	1:49.98 [1] (0:11.91)	1:38.07 [1] (0:12.39)	1:25.68 [1] (0:11.97)	1:13.71 [1] (0:12.22)	1:01.49 [1] (0:12.08)	0:49.41 [1] (0:11.75)	0:37.66 [2] (0:11.96)	0:25.70 [3] (0:12.60)	0:13.10 [6] (0:13.10)
Average Speed [km/h]	53.5	61.5	59.6	60.6	59.0	59.8	61.0	60.8	57.4	55.2
Top Speed [km/h]	63.6	63.6	61.4	61.3	59.8	61.0	62.2	62.4	59.2	56.8
Avg. Dist. to Rail [m]	7.6	4.8	3.7	2.8	2.3	0.8	0.6	1.5	4.0	4.3
Avg. Stride Freq. [Hz]	2.2	2.3	2.3	2.3	2.2	2.2	2.3	2.3	2.3	2.2
Avg. Stride Length [m]	6.7	7.4	7.3	7.5	7.5	7.5	7.6	7.3	7.1	6.9



- [] Ranking at each section and finish
- .-.- No data available at this section
- NA No data available



Horse/Jockey Name	Vancouver Bay
Final Rank	6
Fastest Section Time (Section)	0:11.57 (800m)
Top Speed [km/h] (Section)	63.8 (600m)
Race State	Finished



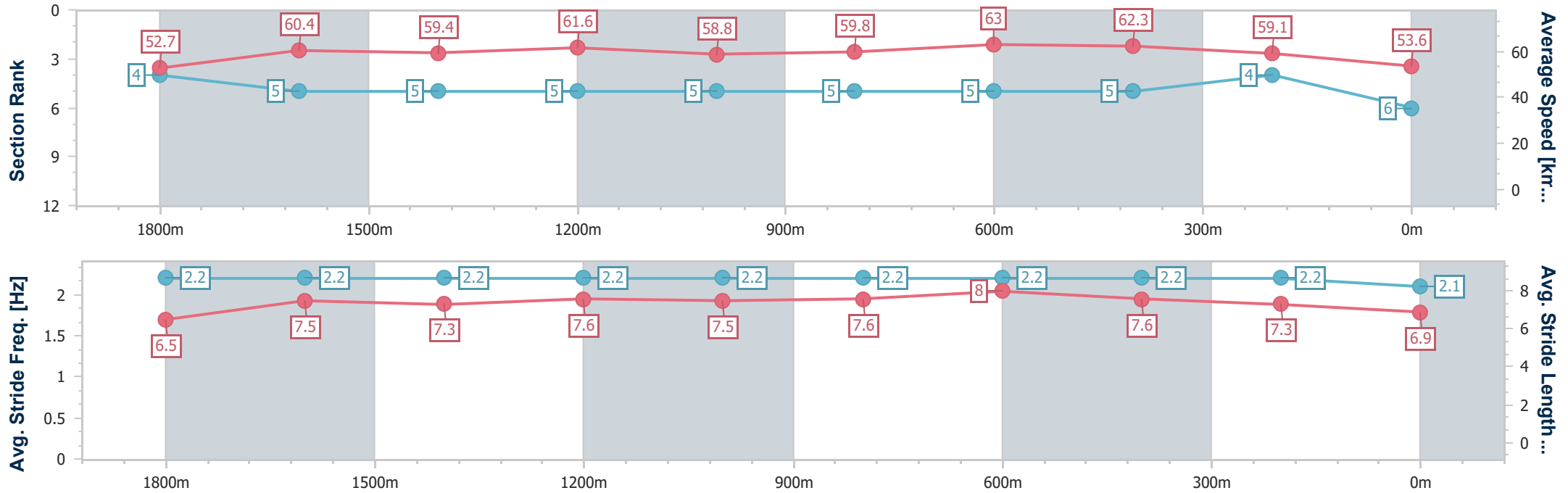
Townsville QLD Professional
Race 2: LEXUS OF TOWNVILLE UP & COMING STAYERS
BENCHMARK 65 Handicap - 2000m



03 August 2024 - 13:05

Track Rating: Soft 5, Weather: Fine, Rail Position: True

Section	Overall	1800m	1600m	1400m	1200m	1000m	800m	600m	400m	200m
Section Times	2:03.74 [6] (0:13.67)	1:50.07 [4] (0:12.20)	1:37.87 [5] (0:12.53)	1:25.34 [5] (0:11.79)	1:13.55 [5] (0:12.25)	1:01.30 [5] (0:12.14)	0:49.16 [5] (0:11.57)	0:37.59 [5] (0:11.80)	0:25.79 [5] (0:12.30)	0:13.49 [4] (0:13.49)
Average Speed [km/h]	52.7	60.4	59.4	61.6	58.8	59.8	63.0	62.3	59.1	53.6
Top Speed [km/h]	62.3	62.5	62.2	62.5	59.4	62.7	63.8	63.8	60.7	56.1
Avg. Dist. to Rail [m]	15.6	6.7	4.7	2.9	2.3	1.8	2.2	4.4	5.8	6.9
Avg. Stride Freq. [Hz]	2.2	2.2	2.2	2.2	2.2	2.2	2.2	2.2	2.2	2.1
Avg. Stride Length [m]	6.5	7.5	7.3	7.6	7.5	7.6	8.0	7.6	7.3	6.9



- [] Ranking at each section and finish
- .-.- No data available at this section
- NA No data available



Horse/Jockey Name	Peshwa
Final Rank	7
Fastest Section Time (Section)	0:11.62 (800m)
Top Speed [km/h] (Section)	63.9 (Overall)
Race State	Finished



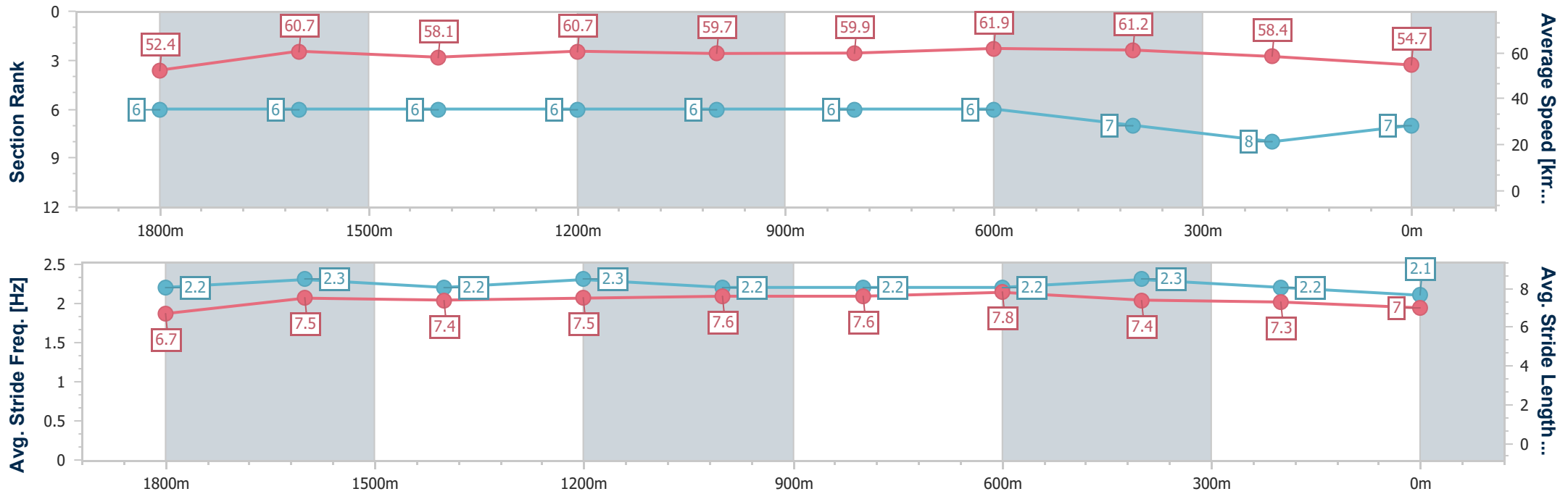
Townsville QLD Professional
 Race 2: LEXUS OF TOWNSVILLE UP & COMING STAYERS
 BENCHMARK 65 Handicap - 2000m



03 August 2024 - 13:05

Track Rating: Soft 5, Weather: Fine, Rail Position: True

Section	Overall	1800m	1600m	1400m	1200m	1000m	800m	600m	400m	200m
Section Times	2:03.79 [7] (0:13.76)	1:50.03 [6] (0:12.11)	1:37.92 [6] (0:12.70)	1:25.22 [6] (0:12.00)	1:13.22 [6] (0:12.09)	1:01.13 [6] (0:12.04)	0:49.09 [6] (0:11.62)	0:37.47 [6] (0:11.89)	0:25.58 [7] (0:12.39)	0:13.19 [8] (0:13.19)
Average Speed [km/h]	52.4	60.7	58.1	60.7	59.7	59.9	61.9	61.2	58.4	54.7
Top Speed [km/h]	63.9	63.8	60.7	62.2	60.6	63.4	63.6	62.3	59.9	57.4
Avg. Dist. to Rail [m]	11.6	5.0	3.7	3.3	2.1	0.7	0.6	1.8	3.3	7.3
Avg. Stride Freq. [Hz]	2.2	2.3	2.2	2.3	2.2	2.2	2.2	2.3	2.2	2.1
Avg. Stride Length [m]	6.7	7.5	7.4	7.5	7.6	7.6	7.8	7.4	7.3	7.0



- [] Ranking at each section and finish
- .-.- No data available at this section
- NA No data available



Horse/Jockey Name	Prince Akeem
Final Rank	8
Fastest Section Time (Section)	0:11.74 (800m)
Top Speed [km/h] (Section)	64.7 (1800m)
Race State	Finished



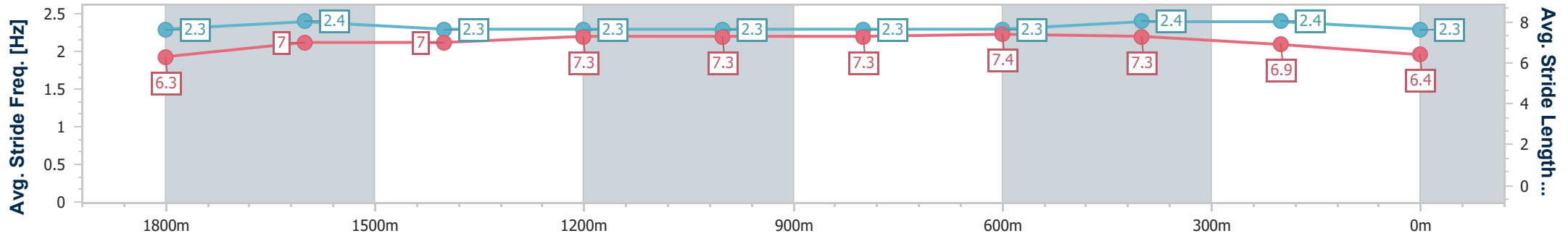
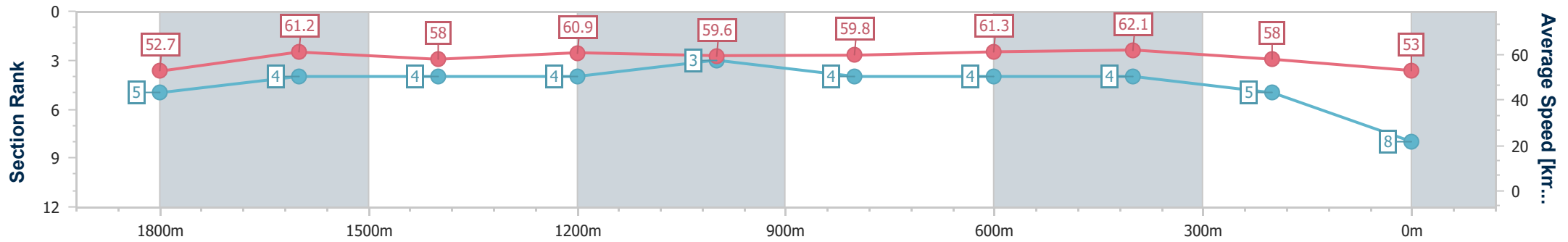
Townsville QLD Professional
Race 2: LEXUS OF TOWNSVILLE UP & COMING STAYERS
BENCHMARK 65 Handicap - 2000m



03 August 2024 - 13:05

Track Rating: Soft 5, Weather: Fine, Rail Position: True

Section	Overall	1800m	1600m	1400m	1200m	1000m	800m	600m	400m	200m
Section Times	2:03.91 [8] (0:13.69)	1:50.22 [5] (0:11.96)	1:38.26 [4] (0:12.67)	1:25.59 [4] (0:11.87)	1:13.72 [4] (0:12.10)	1:01.62 [3] (0:12.04)	0:49.58 [4] (0:11.74)	0:37.84 [4] (0:11.74)	0:26.10 [4] (0:12.50)	0:13.60 [5] (0:13.60)
Average Speed [km/h]	52.7	61.2	58.0	60.9	59.6	59.8	61.3	62.1	58.0	53.0
Top Speed [km/h]	64.6	64.7	61.4	61.4	60.9	61.7	62.3	63.9	60.3	56.0
Avg. Dist. to Rail [m]	9.0	4.1	2.9	1.2	1.2	0.4	0.3	2.5	4.6	5.2
Avg. Stride Freq. [Hz]	2.3	2.4	2.3	2.3	2.3	2.3	2.3	2.4	2.4	2.3
Avg. Stride Length [m]	6.3	7.0	7.0	7.3	7.3	7.3	7.4	7.3	6.9	6.4



- [] Ranking at each section and finish
- .-.- No data available at this section
- NA No data available



Horse/Jockey Name	Twenty Three Wall
Final Rank	9
Fastest Section Time (Section)	0:11.45 (800m)
Top Speed [km/h] (Section)	64.6 (800m)
Race State	Finished



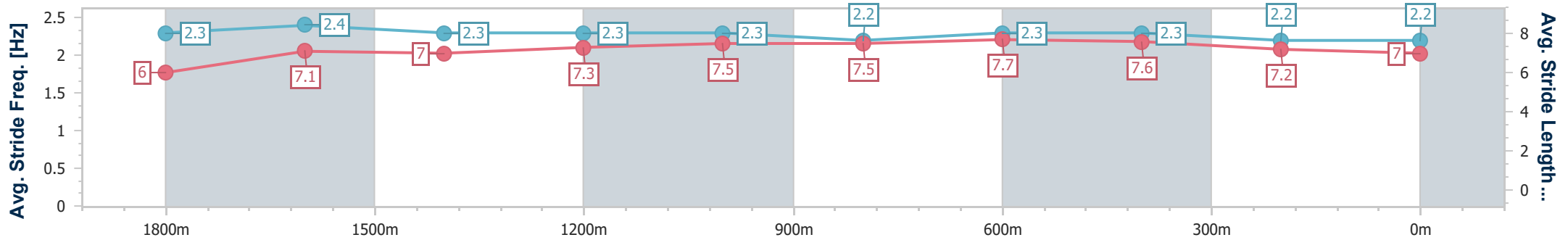
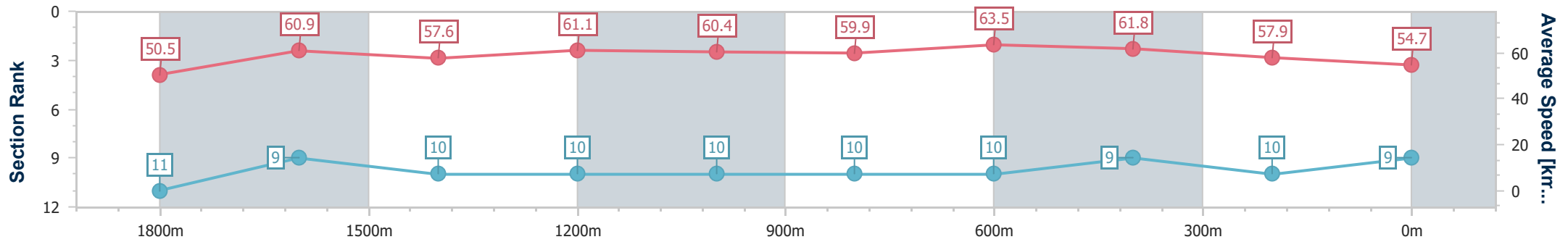
Townsville QLD Professional
Race 2: LEXUS OF TOWNSVILLE UP & COMING STAYERS
BENCHMARK 65 Handicap - 2000m



03 August 2024 - 13:05

Track Rating: Soft 5, Weather: Fine, Rail Position: True

Section	Overall	1800m	1600m	1400m	1200m	1000m	800m	600m	400m	200m
Section Times	2:04.26 [9] (0:14.25)	1:50.01 [11] (0:12.09)	1:37.92 [9] (0:12.89)	1:25.03 [10] (0:11.89)	1:13.14 [10] (0:11.94)	1:01.20 [10] (0:12.12)	0:49.08 [10] (0:11.45)	0:37.63 [10] (0:11.87)	0:25.76 [9] (0:12.53)	0:13.23 [10] (0:13.23)
Average Speed [km/h]	50.5	60.9	57.6	61.1	60.4	59.9	63.5	61.8	57.9	54.7
Top Speed [km/h]	63.0	63.6	60.2	62.7	63.1	62.3	64.6	63.2	60.1	55.8
Avg. Dist. to Rail [m]	7.9	5.2	4.4	2.7	2.2	1.5	2.1	3.8	4.8	5.6
Avg. Stride Freq. [Hz]	2.3	2.4	2.3	2.3	2.3	2.2	2.3	2.3	2.2	2.2
Avg. Stride Length [m]	6.0	7.1	7.0	7.3	7.5	7.5	7.7	7.6	7.2	7.0



- [] Ranking at each section and finish
- .-.- No data available at this section
- NA No data available



Horse/Jockey Name	Bravio
Final Rank	10
Fastest Section Time (Section)	0:11.44 (800m)
Top Speed [km/h] (Section)	64.5 (800m)
Race State	Finished



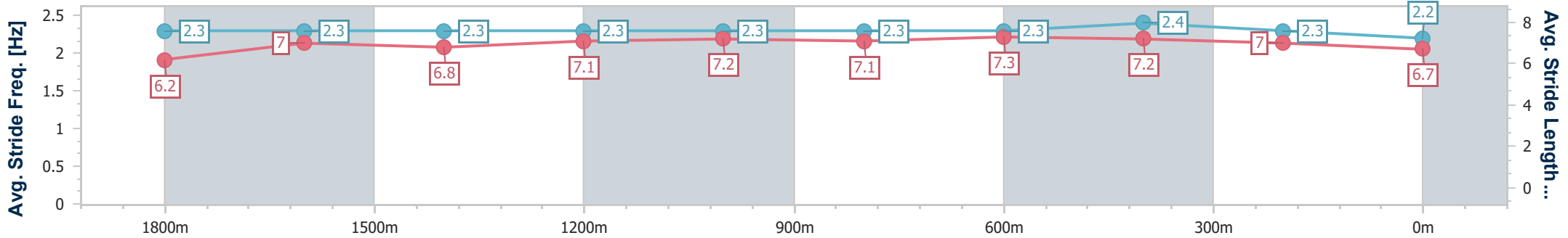
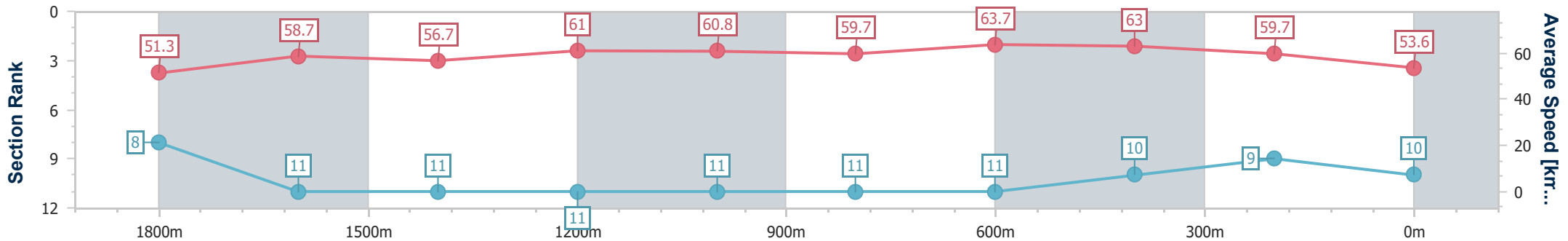
Townsville QLD Professional
Race 2: LEXUS OF TOWNSVILLE UP & COMING STAYERS
BENCHMARK 65 Handicap - 2000m



03 August 2024 - 13:05

Track Rating: Soft 5, Weather: Fine, Rail Position: True

Section	Overall	1800m	1600m	1400m	1200m	1000m	800m	600m	400m	200m
Section Times	2:04.27 [10] (0:14.07)	1:50.20 [8] (0:12.53)	1:37.67 [11] (0:12.98)	1:24.69 [11] (0:11.85)	1:12.84 [11] (0:11.84)	1:01.00 [11] (0:12.14)	0:48.86 [11] (0:11.44)	0:37.42 [11] (0:11.74)	0:25.68 [10] (0:12.21)	0:13.47 [9] (0:13.47)
Average Speed [km/h]	51.3	58.7	56.7	61.0	60.8	59.7	63.7	63.0	59.7	53.6
Top Speed [km/h]	62.6	61.8	59.9	62.4	62.4	61.7	64.5	63.9	61.9	56.2
Avg. Dist. to Rail [m]	14.4	6.0	3.0	1.4	1.6	1.5	2.3	5.6	7.2	9.4
Avg. Stride Freq. [Hz]	2.3	2.3	2.3	2.3	2.3	2.3	2.3	2.4	2.3	2.2
Avg. Stride Length [m]	6.2	7.0	6.8	7.1	7.2	7.1	7.3	7.2	7.0	6.7



- [] Ranking at each section and finish
- .-.- No data available at this section
- NA No data available



Horse/Jockey Name	Frijoles
Final Rank	11
Fastest Section Time (Section)	0:11.58 (800m)
Top Speed [km/h] (Section)	63.7 (1800m)
Race State	Finished



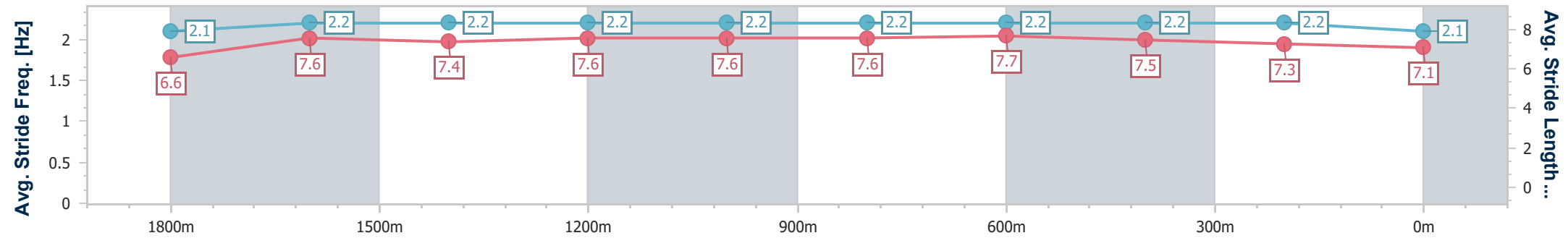
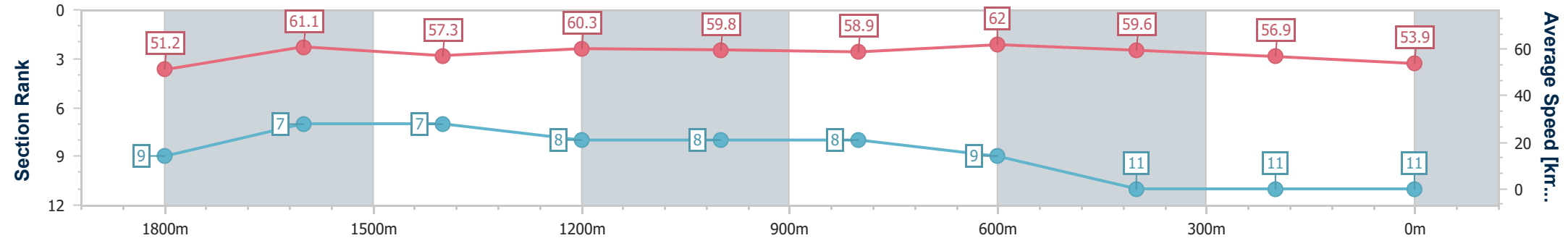
Townsville QLD Professional
Race 2: LEXUS OF TOWNVILLE UP & COMING STAYERS
BENCHMARK 65 Handicap - 2000m

03 August 2024 - 13:05

Track Rating: Soft 5, Weather: Fine, Rail Position: True



Section	Overall	1800m	1600m	1400m	1200m	1000m	800m	600m	400m	200m
Section Times	2:04.84 [11] (0:14.09)	1:50.75 [9] (0:11.86)	1:38.89 [7] (0:12.77)	1:26.12 [7] (0:12.05)	1:14.07 [8] (0:12.05)	1:02.02 [8] (0:12.23)	0:49.79 [8] (0:11.58)	0:38.21 [9] (0:12.10)	0:26.11 [11] (0:12.73)	0:13.38 [11] (0:13.38)
Average Speed [km/h]	51.2	61.1	57.3	60.3	59.8	58.9	62.0	59.6	56.9	53.9
Top Speed [km/h]	63.2	63.7	58.8	61.6	61.6	60.8	62.9	61.7	57.7	56.4
Avg. Dist. to Rail [m]	7.6	1.9	2.5	2.4	1.8	0.7	1.0	0.9	4.8	7.3
Avg. Stride Freq. [Hz]	2.1	2.2	2.2	2.2	2.2	2.2	2.2	2.2	2.2	2.1
Avg. Stride Length [m]	6.6	7.6	7.4	7.6	7.6	7.6	7.7	7.5	7.3	7.1



- [] Ranking at each section and finish
- .-.- No data available at this section
- NA No data available