



Townsville QLD Professional

Race 1: THE METROPOLE TOWNSVILLE Maiden Plate - 1200m

03 August 2024 - 12:29



Track Rating: Soft 5, Weather: Fine, Rail Position: True

Section		Field Times										Last 600m		
		Overall	1000m	800m	600m	400m	200m							
		1:10.16 (0:13.41)	0:56.75 (0:10.66)	0:46.09 (0:10.53)	0:35.56 (0:11.51)	0:24.05 (0:11.99)	0:12.06 (0:12.06)						0:35.56	
Rank	TAB	Horse/Jockey	Barrier	Top Speed [km/h]	Fastest Section							Margin	Distance Travelled [m]	
1	1	CONVERTOR Justin Huxtable	14	71.0	0:10.67	1:10.16 [1] (0:13.41)	0:56.75 [1] (0:10.67)	0:46.08 [2] (0:10.84)	0:35.24 [3] (0:11.53)	0:23.71 [3] (0:11.65)	0:12.06 [1] (0:12.06)	1:10.16	0:35.24	
2	8	TYMON Chris Whiteley	6	68.7	0:10.67	1:10.68 [2] (0:14.06)	0:56.62 [14] (0:10.67)	0:45.95 [11] (0:10.83)	0:35.12 [9] (0:11.39)	0:23.73 [8] (0:11.77)	0:11.96 [7] (0:11.96)	3.06L	0:35.12	+0
3	13	SPRING'S GIFT Ron Stewart	5	69.4	0:10.62	1:10.79 [3] (0:13.67)	0:57.12 [2] (0:10.62)	0:46.50 [5] (0:10.87)	0:35.63 [4] (0:11.37)	0:24.26 [4] (0:11.92)	0:12.34 [4] (0:12.34)	3.71L	0:35.63	+4
4	6	SCORPION JACK Justin Stanley	18	71.7	0:10.38	1:10.79 [4] (0:13.69)	0:57.10 [4] (0:10.38)	0:46.72 [1] (0:10.53)	0:36.19 [1] (0:11.51)	0:24.68 [1] (0:12.06)	0:12.62 [2] (0:12.62)	3.72L	0:36.19	+4
5	7	TYCOON LAD Jackson Murphy	2	70.6	0:10.48	1:10.90 [5] (0:13.71)	0:57.19 [5] (0:10.48)	0:46.71 [3] (0:10.70)	0:36.01 [2] (0:11.46)	0:24.55 [2] (0:12.04)	0:12.51 [3] (0:12.51)	4.34L	0:36.01	-1
6	12	SPEC OF SILVER Scott Sheargold	23	69.1	0:10.89	1:10.93 [6] (0:14.05)	0:56.88 [13] (0:11.07)	0:45.81 [16] (0:10.89)	0:34.92 [16] (0:11.18)	0:23.74 [13] (0:11.63)	0:12.11 [10] (0:12.11)	4.52L	0:34.92	+7
7	3	FIGHTING EDGE Chelsea Jokic	10	68.6	0:10.64	1:11.04 [7] (0:14.47)	0:56.57 [16] (0:10.64)	0:45.93 [15] (0:10.75)	0:35.18 [13] (0:11.24)	0:23.94 [11] (0:11.66)	0:12.28 [8] (0:12.28)	5.17L	0:35.18	-3
8	10	ONE SHOT MORE Graham Kliese	8	69.3	0:10.87	1:11.06 [8] (0:13.72)	0:57.34 [6] (0:10.87)	0:46.47 [9] (0:11.03)	0:35.44 [10] (0:11.27)	0:24.17 [6] (0:11.75)	0:12.42 [6] (0:12.42)	5.26L	0:35.44	+2
9	4	HE CAN JAJA Nathan Day	3	69.0	0:10.74	1:11.17 [9] (0:13.83)	0:57.34 [8] (0:10.74)	0:46.60 [8] (0:10.78)	0:35.82 [6] (0:11.35)	0:24.47 [5] (0:11.86)	0:12.61 [5] (0:12.61)	5.93L	0:35.82	-1
10	9	MY LITTLE VIKING Tyler Leslight	1	68.5	0:10.59	1:11.34 [10] (0:13.89)	0:57.45 [9] (0:10.59)	0:46.86 [6] (0:10.93)	0:35.93 [7] (0:11.54)	0:24.39 [9] (0:11.84)	0:12.55 [9] (0:12.55)	6.9L	0:35.93	-5

Scratched: Mummification (#23), Power Show (#11), Monster Deel (#20), Pluck 'N' Tango (#21), Cool Story (#22), Almighty Jab (#14), Forgetaboutit (#15)

[] Ranking at each section and finish
 -:-:- No data available at this section
 NA No data available

SCN Saddle cloth number
 DNF Did not finish
 DNT Did not track



Townsville QLD Professional

Race 1: THE METROPOLE TOWNSVILLE Maiden Plate - 1200m

03 August 2024 - 12:29



Track Rating: Soft 5, Weather: Fine, Rail Position: True

Section		Overall	1000m	800m	600m	400m	200m	Last 600m					
Field Times		1:10.16 (0:13.41)	0:56.75 (0:10.66)	0:46.09 (0:10.53)	0:35.56 (0:11.51)	0:24.05 (0:11.99)	0:12.06 (0:12.06)	0:35.56					
Rank	TAB Horse/Jockey	Barrier	Top Speed [km/h]	Fastest Section							Margin	Distance Travelled [m]	
11	5 OAKFIELD PANTHER Pietro Romeo	16	71.1 1000m	0:10.60 1000m	1:11.38 [11] (0:13.92)	0:57.46 [11] (0:10.60)	0:46.86 [7] (0:10.91)	0:35.95 [8] (0:11.47)	0:24.48 [7] (0:11.98)	0:12.50 [11] (0:12.50)	7.14L	0:35.95	+9
12	17 BOGAN PRINCESS Nathan Thomas	12	68.3 1000m	0:10.93 1000m	1:11.43 [12] (0:13.78)	0:57.65 [7] (0:10.93)	0:46.72 [10] (0:11.01)	0:35.71 [11] (0:11.40)	0:24.31 [12] (0:11.78)	0:12.53 [12] (0:12.53)	7.47L	0:35.71	+8
13	16 POLLY HOFFA Sean Cormack	13	69.5 800m	0:10.80 1000m	1:11.65 [13] (0:14.21)	0:57.44 [15] (0:10.80)	0:46.64 [14] (0:10.91)	0:35.73 [14] (0:11.46)	0:24.27 [15] (0:11.85)	0:12.42 [14] (0:12.42)	8.78L	0:35.73	+2
14	19 ALLDABURGERS Shannon Apthorpe	9	68.4 1000m	0:10.94 1000m	1:11.68 [14] (0:13.91)	0:57.77 [10] (0:10.94)	0:46.83 [12] (0:10.94)	0:35.89 [12] (0:11.26)	0:24.63 [10] (0:11.98)	0:12.65 [13] (0:12.65)	8.92L	0:35.89	+8
15	18 DYNA POWER Denicious Smith	11	68.1 1000m	0:10.99 1000m	1:12.00 [15] (0:13.97)	0:58.03 [12] (0:10.99)	0:47.04 [13] (0:10.99)	0:36.05 [15] (0:11.31)	0:24.74 [14] (0:12.08)	0:12.66 [15] (0:12.66)	10.8L	0:36.05	+8
16	2 FAST AS STEEL Lacey Morrison	15	70.4 1000m	0:10.53 1000m	1:14.54 [16] (0:13.68)	1:00.86 [3] (0:10.53)	0:50.33 [4] (0:10.96)	0:39.37 [5] (0:12.52)	0:26.85 [16] (0:13.44)	0:13.41 [16] (0:13.41)	25.74L	0:39.37	+17

Scratched: Mummification (#23), Power Show (#11), Monster Deel (#20), Pluck 'N' Tango (#21), Cool Story (#22), Almighty Jab (#14), Forgetaboutit (#15)

[] Ranking at each section and finish
 -:-:- No data available at this section
 NA No data available

SCN Saddle cloth number
 DNF Did not finish
 DNT Did not track



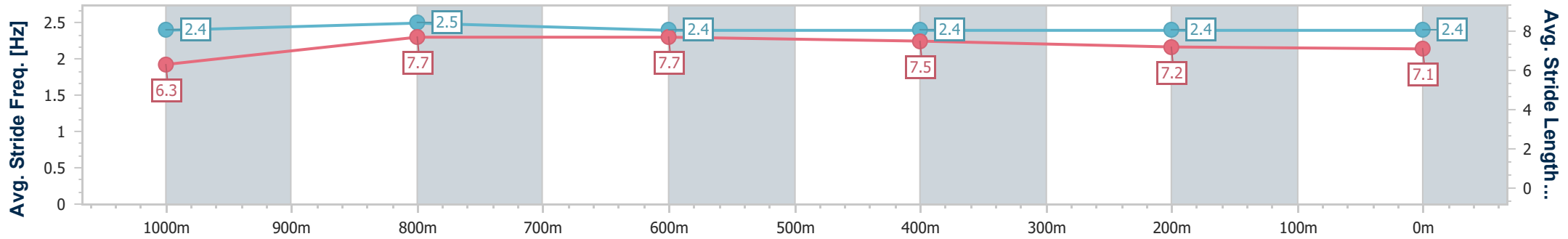
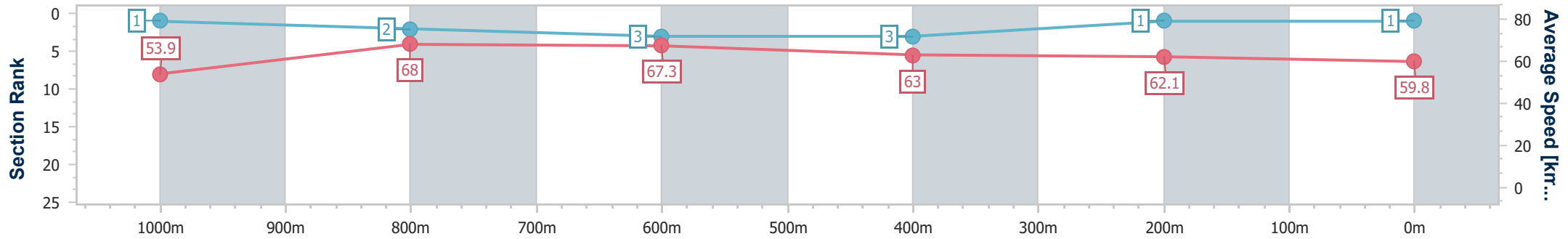
Horse/Jockey Name	Convertor
Final Rank	1
Fastest Section Time (Section)	0:10.67 (1000m)
Top Speed [km/h] (Section)	71.0 (Overall)
Race State	Finished



Townsville QLD Professional
 Race 1: THE METROPOLE TOWNSVILLE Maiden Plate - 1200m
 03 August 2024 - 12:29
 Track Rating: Soft 5, Weather: Fine, Rail Position: True



Section	Overall	1000m	800m	600m	400m	200m
Section Times	1:10.16 [1] (0:13.41)	0:56.75 [1] (0:10.67)	0:46.08 [2] (0:10.84)	0:35.24 [3] (0:11.53)	0:23.71 [3] (0:11.65)	0:12.06 [1] (0:12.06)
Average Speed [km/h]	53.9	68.0	67.3	63.0	62.1	59.8
Top Speed [km/h]	71.0	70.9	68.0	65.8	63.5	62.1
Avg. Dist. to Rail [m]	10.4	1.6	2.4	2.1	2.5	3.8
Avg. Stride Freq. [Hz]	2.4	2.5	2.4	2.4	2.4	2.4
Avg. Stride Length [m]	6.3	7.7	7.7	7.5	7.2	7.1



- [] Ranking at each section and finish
- .-.- No data available at this section
- NA No data available



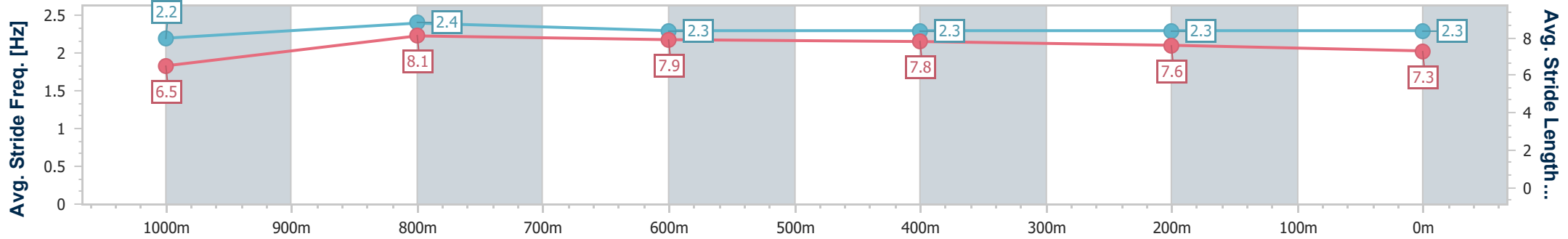
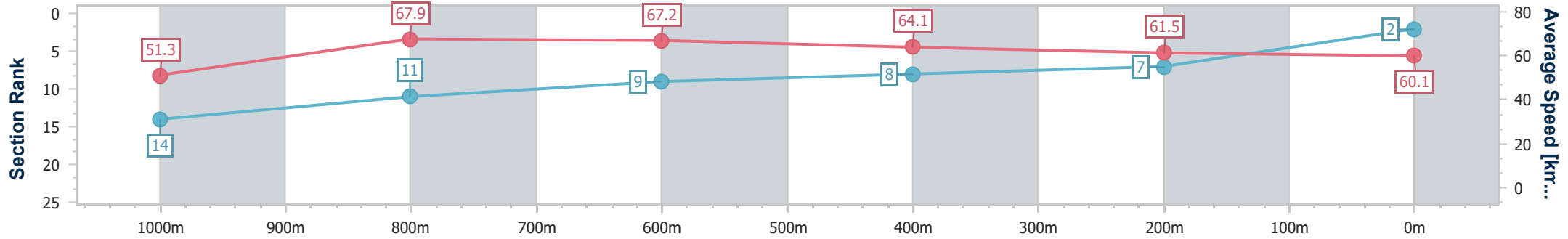
Horse/Jockey Name	Tymon
Final Rank	2
Fastest Section Time (Section)	0:10.67 (1000m)
Top Speed [km/h] (Section)	68.7 (800m)
Race State	Finished



Townsville QLD Professional
 Race 1: THE METROPOLE TOWNSVILLE Maiden Plate - 1200m
 03 August 2024 - 12:29
 Track Rating: Soft 5, Weather: Fine, Rail Position: True



Section	Overall	1000m	800m	600m	400m	200m
Section Times	1:10.68 [2] (0:14.06)	0:56.62 [14] (0:10.67)	0:45.95 [11] (0:10.83)	0:35.12 [9] (0:11.39)	0:23.73 [8] (0:11.77)	0:11.96 [7] (0:11.96)
Average Speed [km/h]	51.3	67.9	67.2	64.1	61.5	60.1
Top Speed [km/h]	67.9	68.6	68.7	66.2	62.6	61.9
Avg. Dist. to Rail [m]	6.4	1.3	2.3	2.7	5.7	9.1
Avg. Stride Freq. [Hz]	2.2	2.4	2.3	2.3	2.3	2.3
Avg. Stride Length [m]	6.5	8.1	7.9	7.8	7.6	7.3



- [] Ranking at each section and finish
- .-.- No data available at this section
- NA No data available



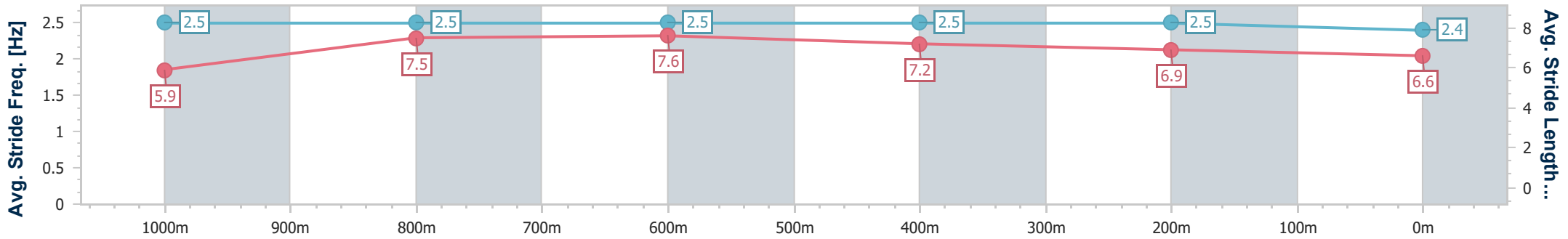
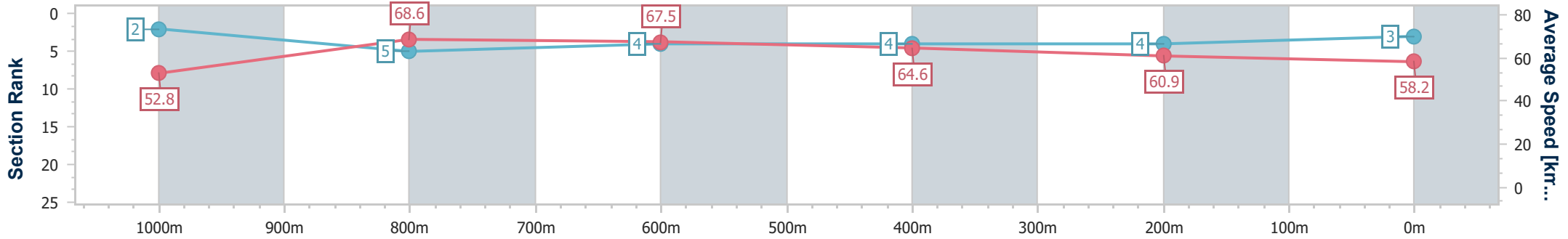
Horse/Jockey Name	Spring's Gift
Final Rank	3
Fastest Section Time (Section)	0:10.62 (1000m)
Top Speed [km/h] (Section)	69.4 (Overall)
Race State	Finished



Townsville QLD Professional
 Race 1: THE METROPOLE TOWNSVILLE Maiden Plate - 1200m
 03 August 2024 - 12:29
 Track Rating: Soft 5, Weather: Fine, Rail Position: True



Section	Overall	1000m	800m	600m	400m	200m
Section Times	1:10.79 [3] (0:13.67)	0:57.12 [2] (0:10.62)	0:46.50 [5] (0:10.87)	0:35.63 [4] (0:11.37)	0:24.26 [4] (0:11.92)	0:12.34 [4] (0:12.34)
Average Speed [km/h]	52.8	68.6	67.5	64.6	60.9	58.2
Top Speed [km/h]	69.4	69.3	68.2	67.4	61.6	60.7
Avg. Dist. to Rail [m]	6.0	2.4	3.9	4.0	5.4	6.8
Avg. Stride Freq. [Hz]	2.5	2.5	2.5	2.5	2.5	2.4
Avg. Stride Length [m]	5.9	7.5	7.6	7.2	6.9	6.6



- [] Ranking at each section and finish
- .-.- No data available at this section
- NA No data available



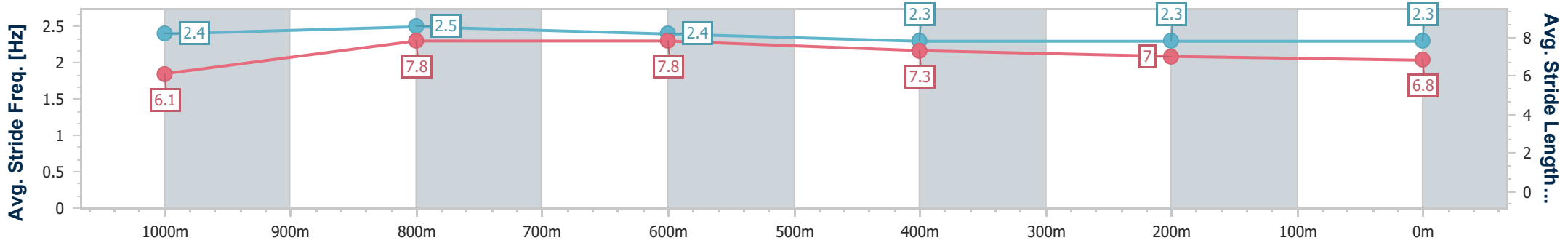
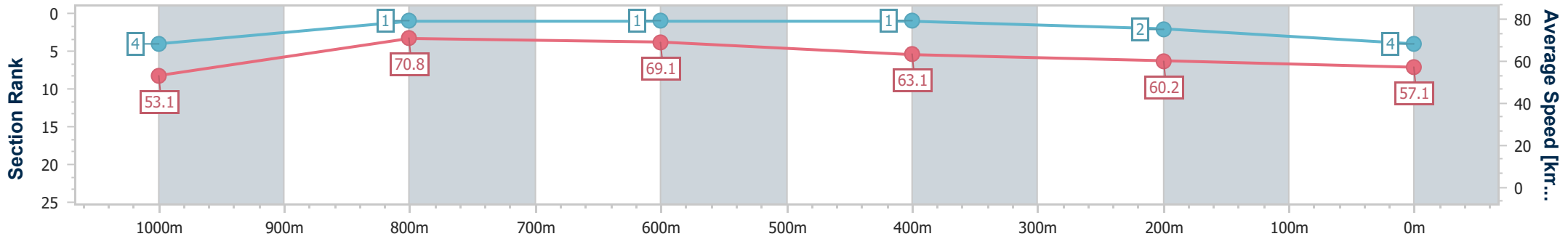
Horse/Jockey Name	Scorpion Jack
Final Rank	4
Fastest Section Time (Section)	0:10.38 (1000m)
Top Speed [km/h] (Section)	71.7 (1000m)
Race State	Finished



Townsville QLD Professional
 Race 1: THE METROPOLE TOWNSVILLE Maiden Plate - 1200m
 03 August 2024 - 12:29
 Track Rating: Soft 5, Weather: Fine, Rail Position: True



Section	Overall	1000m	800m	600m	400m	200m
Section Times	1:10.79 [4] (0:13.69)	0:57.10 [4] (0:10.38)	0:46.72 [1] (0:10.53)	0:36.19 [1] (0:11.51)	0:24.68 [1] (0:12.06)	0:12.62 [2] (0:12.62)
Average Speed [km/h]	53.1	70.8	69.1	63.1	60.2	57.1
Top Speed [km/h]	70.2	71.7	70.3	66.1	60.9	59.0
Avg. Dist. to Rail [m]	13.8	4.5	1.9	2.2	3.3	3.5
Avg. Stride Freq. [Hz]	2.4	2.5	2.4	2.3	2.3	2.3
Avg. Stride Length [m]	6.1	7.8	7.8	7.3	7.0	6.8



- [] Ranking at each section and finish
- .-.- No data available at this section
- NA No data available



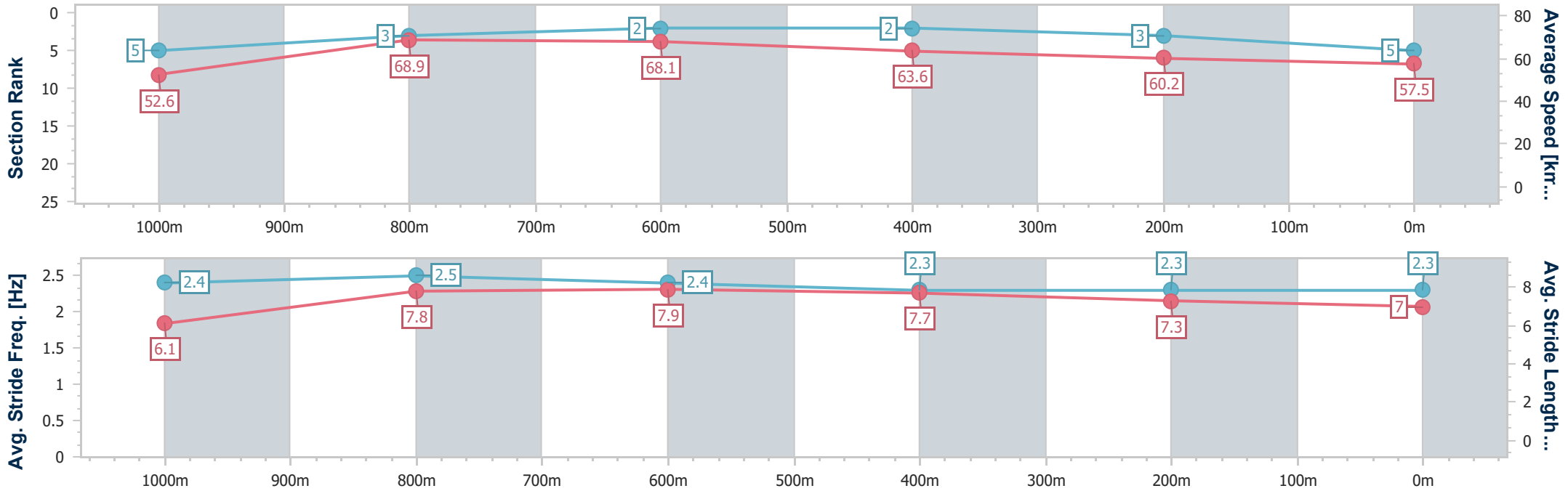
Horse/Jockey Name	Tycoon Lad
Final Rank	5
Fastest Section Time (Section)	0:10.48 (1000m)
Top Speed [km/h] (Section)	70.6 (1000m)
Race State	Finished



Townsville QLD Professional
 Race 1: THE METROPOLE TOWNSVILLE Maiden Plate - 1200m
 03 August 2024 - 12:29
 Track Rating: Soft 5, Weather: Fine, Rail Position: True



Section	Overall	1000m	800m	600m	400m	200m
Section Times	1:10.90 [5] (0:13.71)	0:57.19 [5] (0:10.48)	0:46.71 [3] (0:10.70)	0:36.01 [2] (0:11.46)	0:24.55 [2] (0:12.04)	0:12.51 [3] (0:12.51)
Average Speed [km/h]	52.6	68.9	68.1	63.6	60.2	57.5
Top Speed [km/h]	70.6	70.6	69.1	68.1	61.3	59.7
Avg. Dist. to Rail [m]	4.2	0.7	1.9	2.9	4.6	5.4
Avg. Stride Freq. [Hz]	2.4	2.5	2.4	2.3	2.3	2.3
Avg. Stride Length [m]	6.1	7.8	7.9	7.7	7.3	7.0



- [] Ranking at each section and finish
- .-.- No data available at this section
- NA No data available



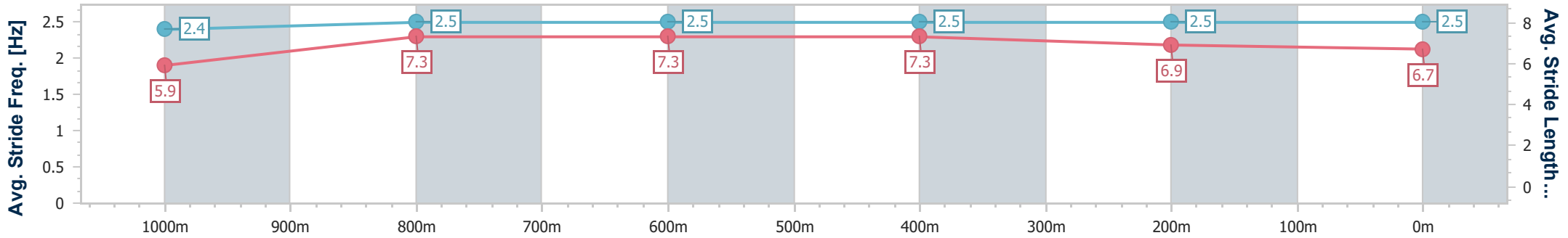
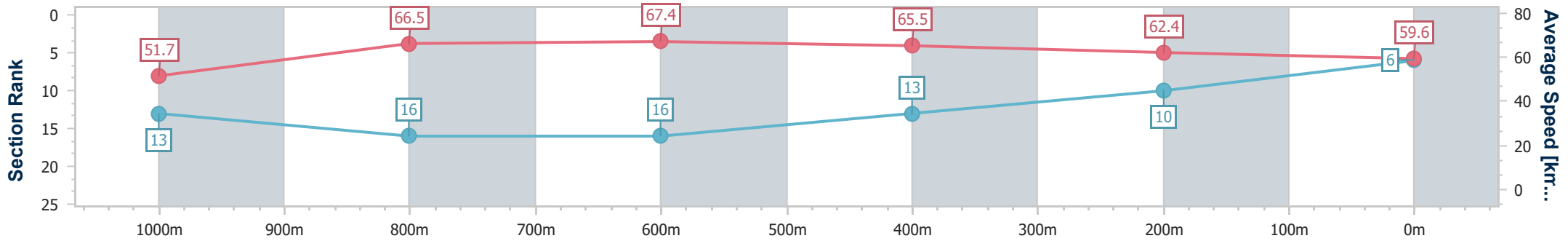
Horse/Jockey Name	Spec Of Silver
Final Rank	6
Fastest Section Time (Section)	0:10.89 (800m)
Top Speed [km/h] (Section)	69.1 (800m)
Race State	Finished



Townsville QLD Professional
 Race 1: THE METROPOLE TOWNSVILLE Maiden Plate - 1200m
 03 August 2024 - 12:29
 Track Rating: Soft 5, Weather: Fine, Rail Position: True



Section	Overall	1000m	800m	600m	400m	200m
Section Times	1:10.93 [6] (0:14.05)	0:56.88 [13] (0:11.07)	0:45.81 [16] (0:10.89)	0:34.92 [16] (0:11.18)	0:23.74 [13] (0:11.63)	0:12.11 [10]
Average Speed [km/h]	51.7	66.5	67.4	65.5	62.4	59.6
Top Speed [km/h]	66.5	67.2	69.1	68.0	63.8	62.0
Avg. Dist. to Rail [m]	14.6	4.3	3.8	3.6	6.8	9.8
Avg. Stride Freq. [Hz]	2.4	2.5	2.5	2.5	2.5	2.5
Avg. Stride Length [m]	5.9	7.3	7.3	7.3	6.9	6.7



- [] Ranking at each section and finish
- .-.- No data available at this section
- NA No data available



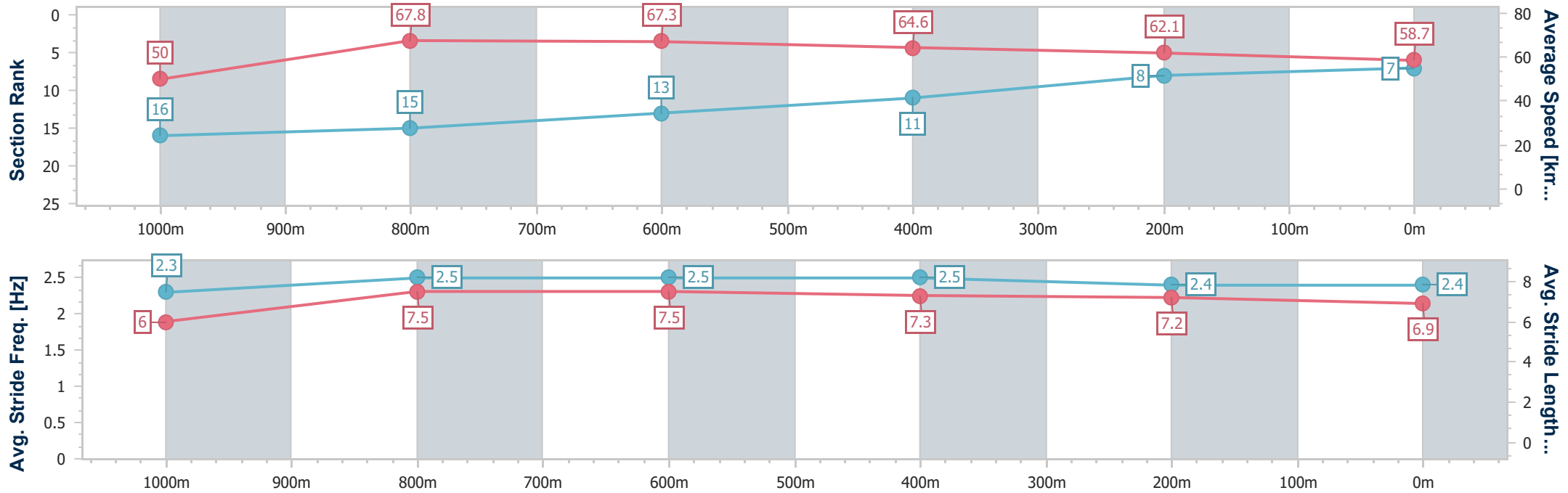
Horse/Jockey Name	Fighting Edge
Final Rank	7
Fastest Section Time (Section)	0:10.64 (1000m)
Top Speed [km/h] (Section)	68.6 (1000m)
Race State	Finished



Townsville QLD Professional
 Race 1: THE METROPOLE TOWNSVILLE Maiden Plate - 1200m
 03 August 2024 - 12:29
 Track Rating: Soft 5, Weather: Fine, Rail Position: True



Section	Overall	1000m	800m	600m	400m	200m
Section Times	1:11.04 [7] (0:14.47)	0:56.57 [16] (0:10.64)	0:45.93 [15] (0:10.75)	0:35.18 [13] (0:11.24)	0:23.94 [11] (0:11.66)	0:12.28 [8] (0:12.28)
Average Speed [km/h]	50.0	67.8	67.3	64.6	62.1	58.7
Top Speed [km/h]	67.4	68.6	68.4	66.4	62.8	61.8
Avg. Dist. to Rail [m]	8.4	0.7	0.9	1.8	3.9	7.2
Avg. Stride Freq. [Hz]	2.3	2.5	2.5	2.5	2.4	2.4
Avg. Stride Length [m]	6.0	7.5	7.5	7.3	7.2	6.9



- [] Ranking at each section and finish
- .-.- No data available at this section
- NA No data available



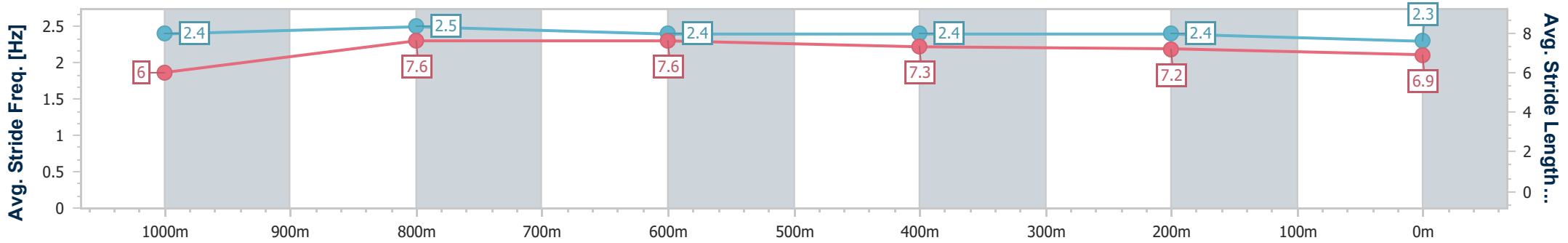
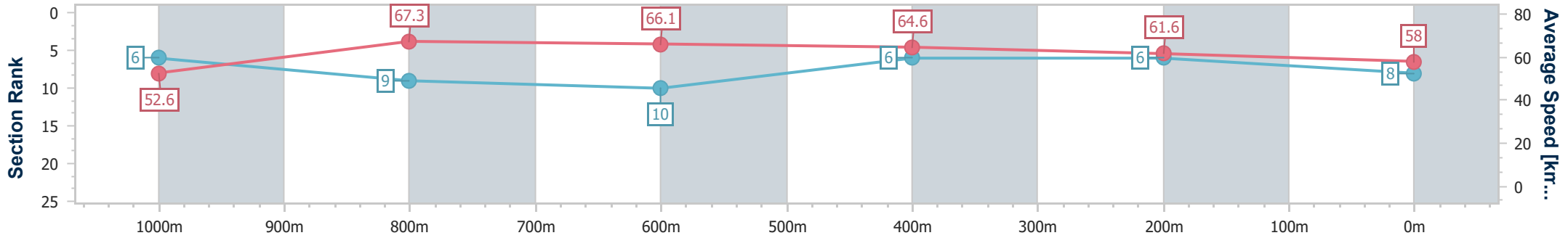
Horse/Jockey Name	One Shot More
Final Rank	8
Fastest Section Time (Section)	0:10.87 (1000m)
Top Speed [km/h] (Section)	69.3 (1000m)
Race State	Finished



Townsville QLD Professional
 Race 1: THE METROPOLE TOWNSVILLE Maiden Plate - 1200m
 03 August 2024 - 12:29
 Track Rating: Soft 5, Weather: Fine, Rail Position: True



Section	Overall	1000m	800m	600m	400m	200m
Section Times	1:11.06 [8] (0:13.72)	0:57.34 [6] (0:10.87)	0:46.47 [9] (0:11.03)	0:35.44 [10] (0:11.27)	0:24.17 [6] (0:11.75)	0:12.42 [6] (0:12.42)
Average Speed [km/h]	52.6	67.3	66.1	64.6	61.6	58.0
Top Speed [km/h]	68.7	69.3	67.2	66.1	63.0	61.4
Avg. Dist. to Rail [m]	7.6	3.2	2.6	1.9	5.0	8.4
Avg. Stride Freq. [Hz]	2.4	2.5	2.4	2.4	2.4	2.3
Avg. Stride Length [m]	6.0	7.6	7.6	7.3	7.2	6.9



- [] Ranking at each section and finish
- .-.- No data available at this section
- NA No data available



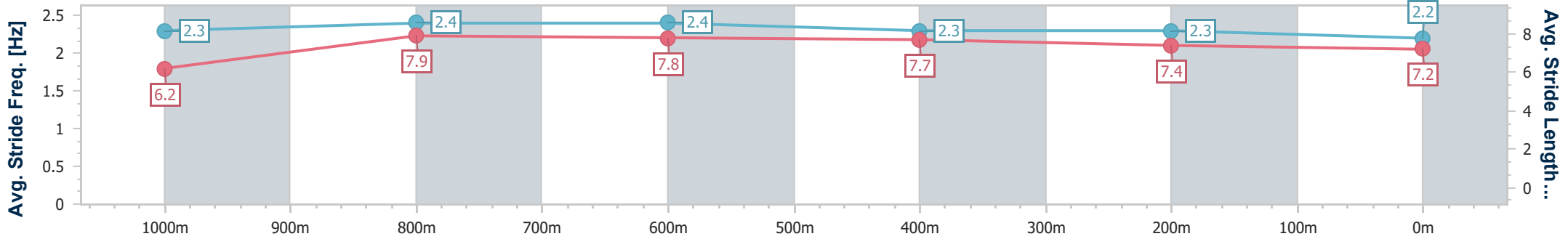
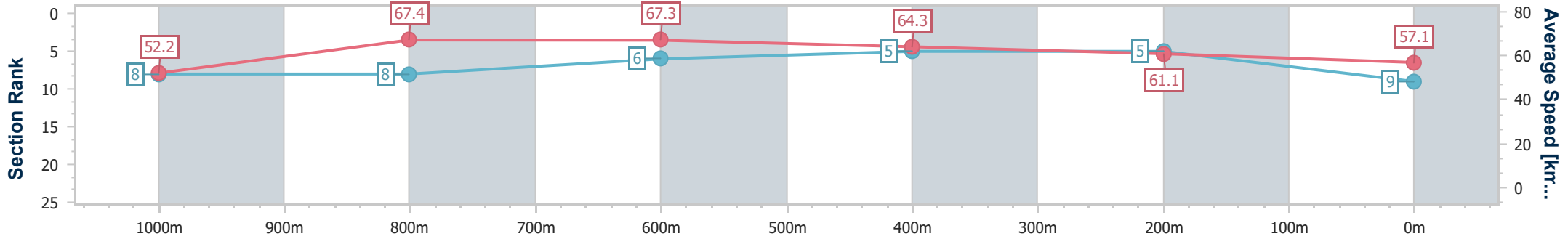
Horse/Jockey Name	He Can Jaja
Final Rank	9
Fastest Section Time (Section)	0:10.74 (1000m)
Top Speed [km/h] (Section)	69.0 (1000m)
Race State	Finished



Townsville QLD Professional
 Race 1: THE METROPOLE TOWNSVILLE Maiden Plate - 1200m
 03 August 2024 - 12:29
 Track Rating: Soft 5, Weather: Fine, Rail Position: True



Section	Overall	1000m	800m	600m	400m	200m
Section Times	1:11.17 [9] (0:13.83)	0:57.34 [8] (0:10.74)	0:46.60 [8] (0:10.78)	0:35.82 [6] (0:11.35)	0:24.47 [5] (0:11.86)	0:12.61 [5]
Average Speed [km/h]	52.2	67.4	67.3	64.3	61.1	57.1
Top Speed [km/h]	67.7	69.0	69.0	66.4	61.9	60.4
Avg. Dist. to Rail [m]	5.5	1.1	1.7	2.5	3.4	5.0
Avg. Stride Freq. [Hz]	2.3	2.4	2.4	2.3	2.3	2.2
Avg. Stride Length [m]	6.2	7.9	7.8	7.7	7.4	7.2



- [] Ranking at each section and finish
- .-.- No data available at this section
- NA No data available



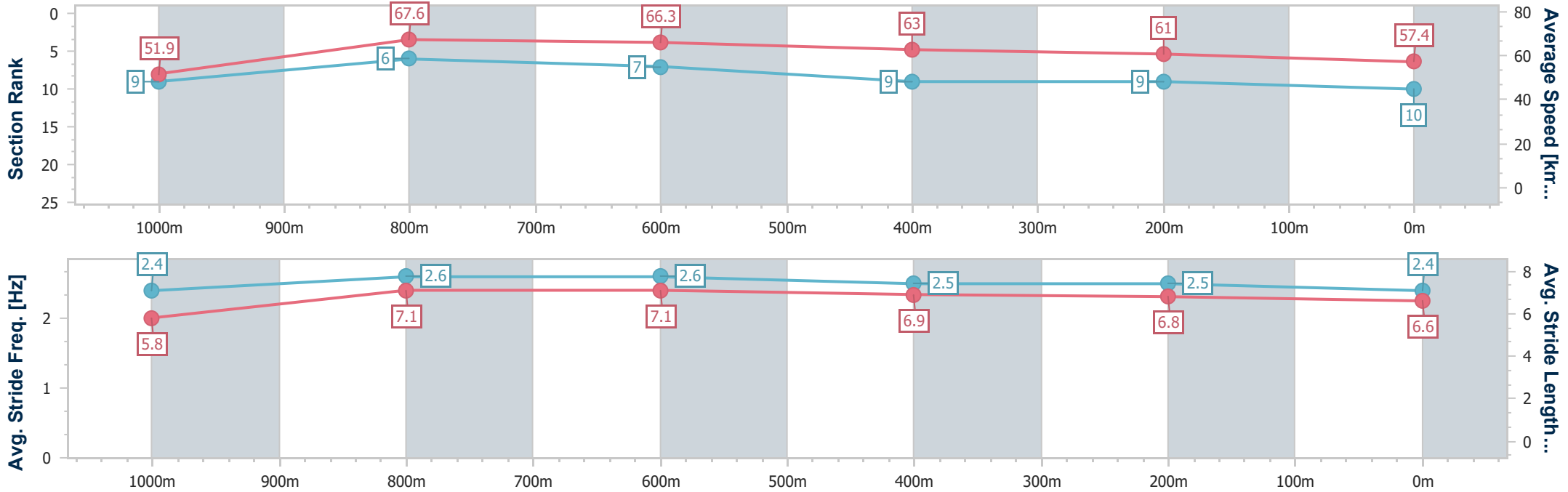
Horse/Jockey Name	My Little Viking
Final Rank	10
Fastest Section Time (Section)	0:10.59 (1000m)
Top Speed [km/h] (Section)	68.5 (1000m)
Race State	Finished



Townsville QLD Professional
 Race 1: THE METROPOLE TOWNSVILLE Maiden Plate - 1200m
 03 August 2024 - 12:29
 Track Rating: Soft 5, Weather: Fine, Rail Position: True



Section	Overall	1000m	800m	600m	400m	200m
Section Times	1:11.34 [10] (0:13.89)	0:57.45 [9] (0:10.59)	0:46.86 [6] (0:10.93)	0:35.93 [7] (0:11.54)	0:24.39 [9] (0:11.84)	0:12.55 [9] (0:12.55)
Average Speed [km/h]	51.9	67.6	66.3	63.0	61.0	57.4
Top Speed [km/h]	67.6	68.5	67.9	65.6	61.6	60.4
Avg. Dist. to Rail [m]	2.7	0.8	1.3	1.8	1.9	3.2
Avg. Stride Freq. [Hz]	2.4	2.6	2.6	2.5	2.5	2.4
Avg. Stride Length [m]	5.8	7.1	7.1	6.9	6.8	6.6



- [] Ranking at each section and finish
- .-.- No data available at this section
- NA No data available



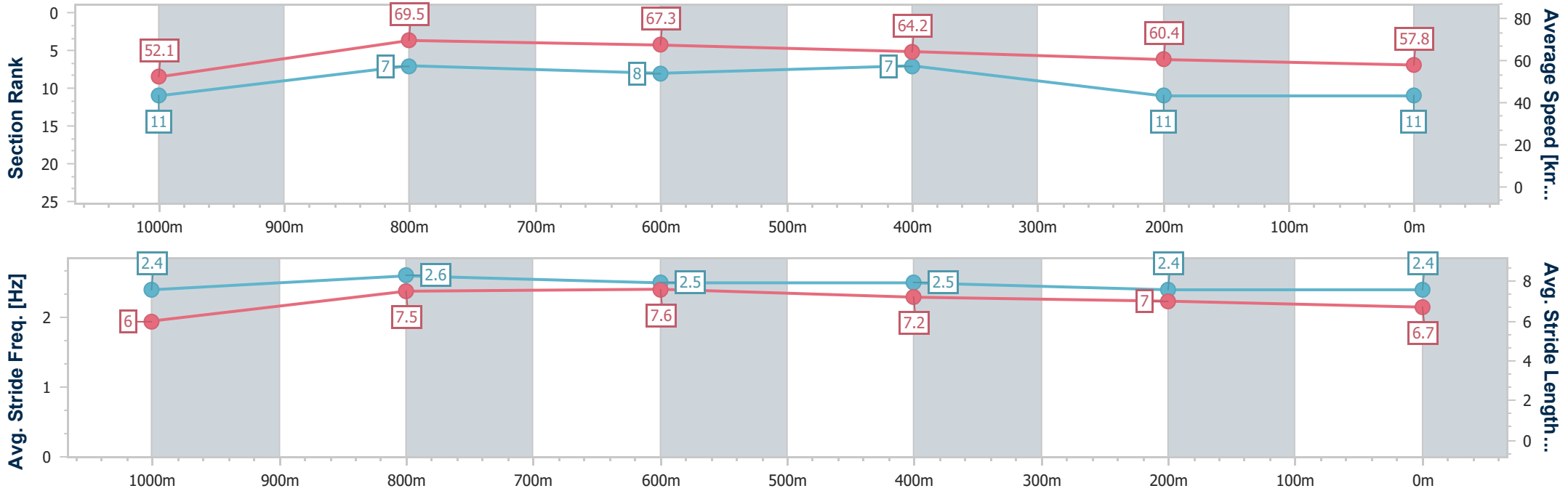
Horse/Jockey Name	Oakfield Panther
Final Rank	11
Fastest Section Time (Section)	0:10.60 (1000m)
Top Speed [km/h] (Section)	71.1 (1000m)
Race State	Finished



Townsville QLD Professional
 Race 1: THE METROPOLE TOWNSVILLE Maiden Plate - 1200m
 03 August 2024 - 12:29
 Track Rating: Soft 5, Weather: Fine, Rail Position: True



Section	Overall	1000m	800m	600m	400m	200m
Section Times	1:11.38 [11] (0:13.92)	0:57.46 [11] (0:10.60)	0:46.86 [7] (0:10.91)	0:35.95 [8] (0:11.47)	0:24.48 [7] (0:11.98)	0:12.50 [11] (0:12.50)
Average Speed [km/h]	52.1	69.5	67.3	64.2	60.4	57.8
Top Speed [km/h]	67.9	71.1	70.3	65.3	62.4	60.8
Avg. Dist. to Rail [m]	12.9	4.7	4.4	4.4	5.5	9.9
Avg. Stride Freq. [Hz]	2.4	2.6	2.5	2.5	2.4	2.4
Avg. Stride Length [m]	6.0	7.5	7.6	7.2	7.0	6.7



- [] Ranking at each section and finish
- .-.- No data available at this section
- NA No data available



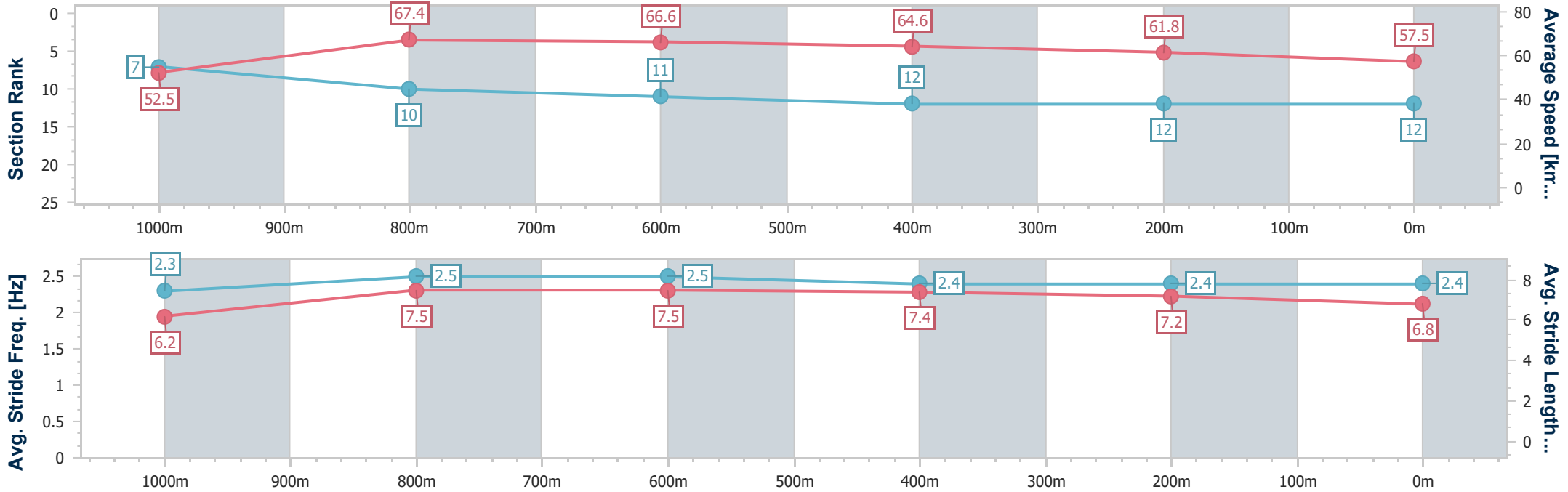
Horse/Jockey Name	Bogan Princess
Final Rank	12
Fastest Section Time (Section)	0:10.93 (1000m)
Top Speed [km/h] (Section)	68.3 (1000m)
Race State	Finished



Townsville QLD Professional
 Race 1: THE METROPOLE TOWNSVILLE Maiden Plate - 1200m
 03 August 2024 - 12:29
 Track Rating: Soft 5, Weather: Fine, Rail Position: True



Section	Overall	1000m	800m	600m	400m	200m
Section Times	1:11.43 [12] (0:13.78)	0:57.65 [7] (0:10.93)	0:46.72 [10] (0:11.01)	0:35.71 [11] (0:11.40)	0:24.31 [12] (0:11.78)	0:12.53 [12] (0:12.53)
Average Speed [km/h]	52.5	67.4	66.6	64.6	61.8	57.5
Top Speed [km/h]	66.8	68.3	68.2	66.4	62.8	60.6
Avg. Dist. to Rail [m]	10.1	4.4	4.0	4.4	7.5	8.5
Avg. Stride Freq. [Hz]	2.3	2.5	2.5	2.4	2.4	2.4
Avg. Stride Length [m]	6.2	7.5	7.5	7.4	7.2	6.8



- [] Ranking at each section and finish
- .-.- No data available at this section
- NA No data available



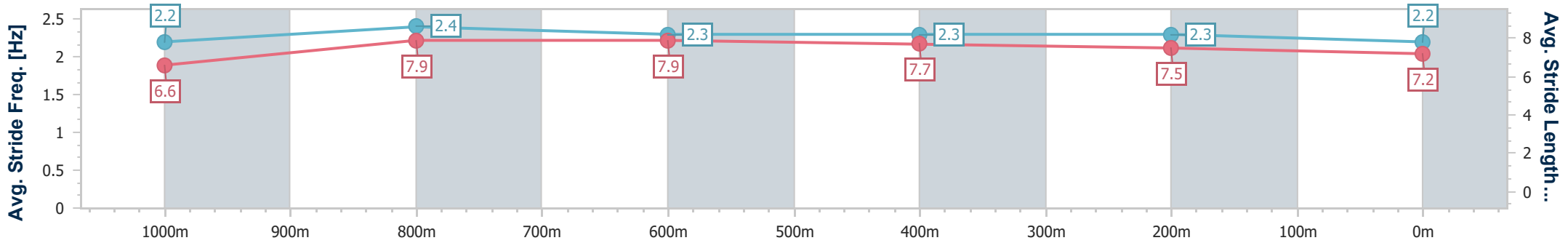
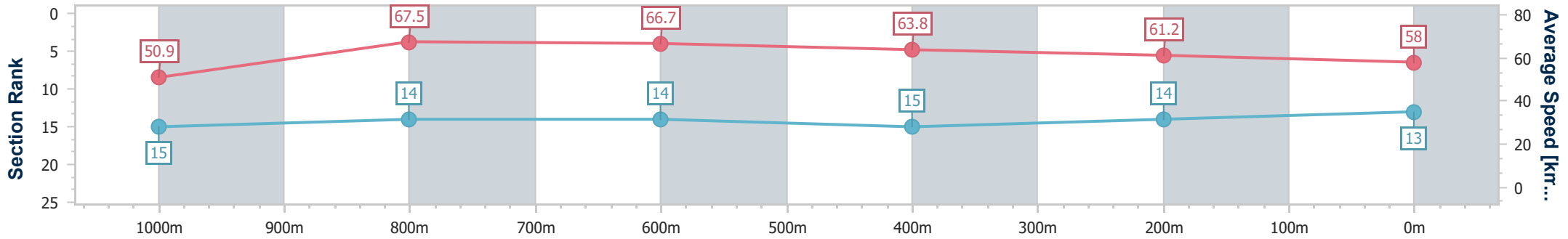
Horse/Jockey Name	Polly Hoffa
Final Rank	13
Fastest Section Time (Section)	0:10.80 (1000m)
Top Speed [km/h] (Section)	69.5 (800m)
Race State	Finished



Townsville QLD Professional
 Race 1: THE METROPOLE TOWNSVILLE Maiden Plate - 1200m
 03 August 2024 - 12:29
 Track Rating: Soft 5, Weather: Fine, Rail Position: True



Section	Overall	1000m	800m	600m	400m	200m
Section Times	1:11.65 [13] (0:14.21)	0:57.44 [15] (0:10.80)	0:46.64 [14] (0:10.91)	0:35.73 [14] (0:11.46)	0:24.27 [15] (0:11.85)	0:12.42 [14]
Average Speed [km/h]	50.9	67.5	66.7	63.8	61.2	58.0
Top Speed [km/h]	66.9	68.9	69.5	65.2	63.0	60.8
Avg. Dist. to Rail [m]	10.2	2.3	2.5	2.9	5.9	7.2
Avg. Stride Freq. [Hz]	2.2	2.4	2.3	2.3	2.3	2.2
Avg. Stride Length [m]	6.6	7.9	7.9	7.7	7.5	7.2



- [] Ranking at each section and finish
- .-.- No data available at this section
- NA No data available



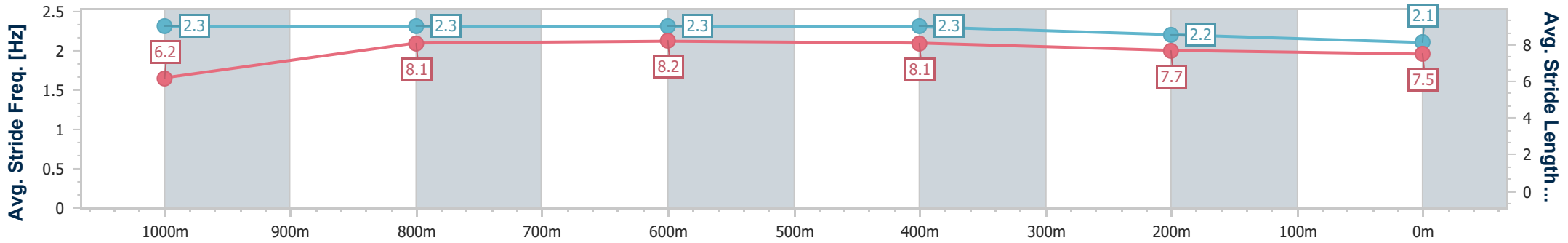
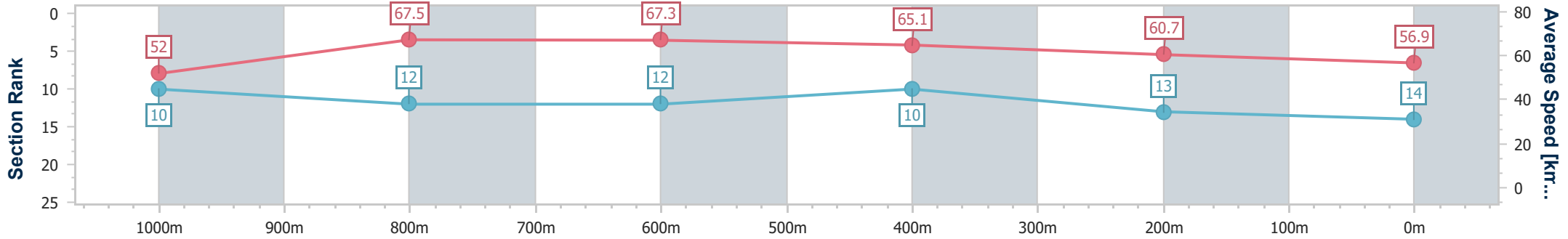
Horse/Jockey Name	Alldaburgers
Final Rank	14
Fastest Section Time (Section)	0:10.94 (1000m)
Top Speed [km/h] (Section)	68.4 (1000m)
Race State	Finished



Townsville QLD Professional
 Race 1: THE METROPOLE TOWNSVILLE Maiden Plate - 1200m
 03 August 2024 - 12:29
 Track Rating: Soft 5, Weather: Fine, Rail Position: True



Section	Overall	1000m	800m	600m	400m	200m
Section Times	1:11.68 [14] (0:13.91)	0:57.77 [10] (0:10.94)	0:46.83 [12] (0:10.94)	0:35.89 [12] (0:11.26)	0:24.63 [10] (0:11.98)	0:12.65 [13]
Average Speed [km/h]	52.0	67.5	67.3	65.1	60.7	56.9
Top Speed [km/h]	67.4	68.4	67.7	67.1	63.5	57.9
Avg. Dist. to Rail [m]	9.0	5.0	4.5	3.5	6.7	9.3
Avg. Stride Freq. [Hz]	2.3	2.3	2.3	2.3	2.2	2.1
Avg. Stride Length [m]	6.2	8.1	8.2	8.1	7.7	7.5



- [] Ranking at each section and finish
- .-.- No data available at this section
- NA No data available



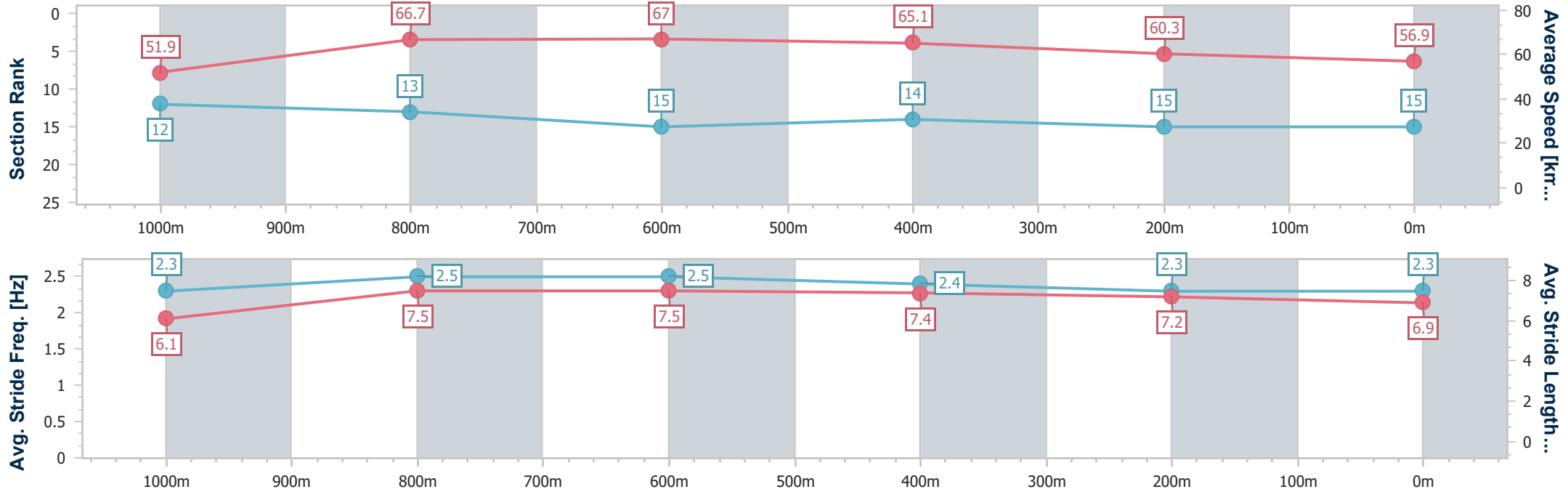
Horse/Jockey Name	Dyna Power
Final Rank	15
Fastest Section Time (Section)	0:10.99 (1000m)
Top Speed [km/h] (Section)	68.1 (1000m)
Race State	Finished



Townsville QLD Professional
 Race 1: THE METROPOLE TOWNSVILLE Maiden Plate - 1200m
 03 August 2024 - 12:29
 Track Rating: Soft 5, Weather: Fine, Rail Position: True



Section	Overall	1000m	800m	600m	400m	200m
Section Times	1:12.00 [15] (0:13.97)	0:58.03 [12] (0:10.99)	0:47.04 [13] (0:10.99)	0:36.05 [15] (0:11.31)	0:24.74 [14] (0:12.08)	0:12.66 [15] (0:12.66)
Average Speed [km/h]	51.9	66.7	67.0	65.1	60.3	56.9
Top Speed [km/h]	66.6	68.1	67.9	67.5	63.4	59.2
Avg. Dist. to Rail [m]	9.4	4.2	4.1	4.8	7.3	8.3
Avg. Stride Freq. [Hz]	2.3	2.5	2.5	2.4	2.3	2.3
Avg. Stride Length [m]	6.1	7.5	7.5	7.4	7.2	6.9



- [] Ranking at each section and finish
- .-.- No data available at this section
- NA No data available



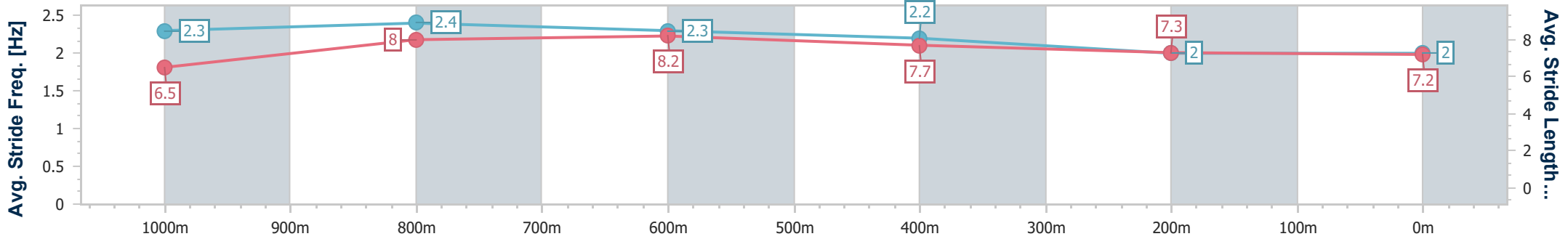
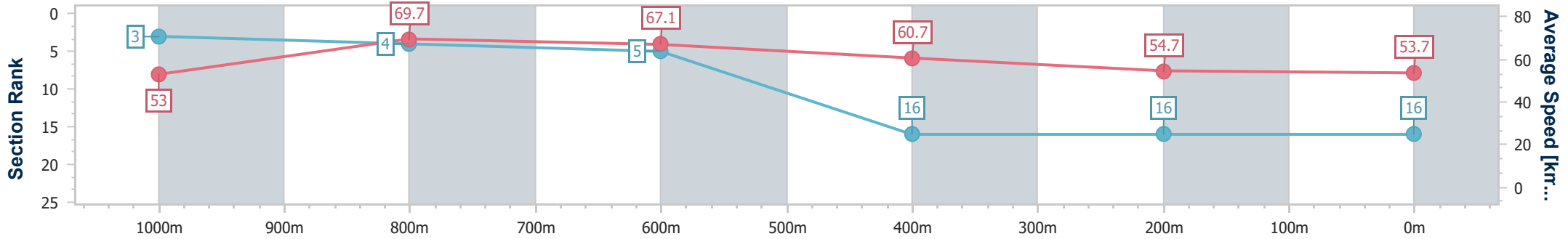
Horse/Jockey Name	Fast As Steel
Final Rank	16
Fastest Section Time (Section)	0:10.53 (1000m)
Top Speed [km/h] (Section)	70.4 (1000m)
Race State	Finished



Townsville QLD Professional
 Race 1: THE METROPOLE TOWNSVILLE Maiden Plate - 1200m
 03 August 2024 - 12:29
 Track Rating: Soft 5, Weather: Fine, Rail Position: True



Section	Overall	1000m	800m	600m	400m	200m
Section Times	1:14.54 [16] (0:13.68)	1:00.86 [3] (0:10.53)	0:50.33 [4] (0:10.96)	0:39.37 [5] (0:12.52)	0:26.85 [16] (0:13.44)	0:13.41 [16] (0:13.41)
Average Speed [km/h]	53.0	69.7	67.1	60.7	54.7	53.7
Top Speed [km/h]	68.9	70.4	69.7	64.7	57.2	55.7
Avg. Dist. to Rail [m]	11.8	4.1	4.3	11.1	10.3	11.2
Avg. Stride Freq. [Hz]	2.3	2.4	2.3	2.2	2.0	2.0
Avg. Stride Length [m]	6.5	8.0	8.2	7.7	7.3	7.2



- [] Ranking at each section and finish
- .-.- No data available at this section
- NA No data available