



Townsville QLD Professional

Race 1: THE METROPOLE TOWNSVILLE Maiden Plate - 1200m



03 August 2024 - 12:29

Track Rating: Soft 5, Weather: Fine, Rail Position: True

Section		Field Times										Last 600m		
		Overall	1000m	800m	600m	400m	200m						0:35.56	
		1:10.16 (0:13.41)	0:56.75 (0:10.66)	0:46.09 (0:10.53)	0:35.56 (0:11.51)	0:24.05 (0:11.99)	0:12.06 (0:12.06)							
Rank	TAB	Horse/Jockey	Barrier	Top Speed [km/h]	Fastest Section							Margin	Distance Travelled [m]	
1	1	CONVERTOR Justin Huxtable	14	71.0 Overall	0:10.67 1000m	1:10.16 [1] (0:13.41)	0:56.75 [1] (0:10.67)	0:46.08 [2] (0:10.84)	0:35.24 [3] (0:11.53)	0:23.71 [3] (0:11.65)	0:12.06 [1] (0:12.06)	1:10.16	0:35.24	
2	8	TYMON Chris Whiteley	6	68.7 800m	0:10.67 1000m	1:10.68 [2] (0:14.06)	0:56.62 [14] (0:10.67)	0:45.95 [11] (0:10.83)	0:35.12 [9] (0:11.39)	0:23.73 [8] (0:11.77)	0:11.96 [7] (0:11.96)	3.06L	0:35.12	+0
3	13	SPRING'S GIFT Ron Stewart	5	69.4 Overall	0:10.62 1000m	1:10.79 [3] (0:13.67)	0:57.12 [2] (0:10.62)	0:46.50 [5] (0:10.87)	0:35.63 [4] (0:11.37)	0:24.26 [4] (0:11.92)	0:12.34 [4] (0:12.34)	3.71L	0:35.63	+4
4	6	SCORPION JACK Justin Stanley	18	71.7 1000m	0:10.38 1000m	1:10.79 [4] (0:13.69)	0:57.10 [4] (0:10.38)	0:46.72 [1] (0:10.53)	0:36.19 [1] (0:11.51)	0:24.68 [1] (0:12.06)	0:12.62 [2] (0:12.62)	3.72L	0:36.19	+4
5	7	TYCOON LAD Jackson Murphy	2	70.6 1000m	0:10.48 1000m	1:10.90 [5] (0:13.71)	0:57.19 [5] (0:10.48)	0:46.71 [3] (0:10.70)	0:36.01 [2] (0:11.46)	0:24.55 [2] (0:12.04)	0:12.51 [3] (0:12.51)	4.34L	0:36.01	-1
6	12	SPEC OF SILVER Scott Sheargold	23	69.1 800m	0:10.89 800m	1:10.93 [6] (0:14.05)	0:56.88 [13] (0:11.07)	0:45.81 [16] (0:10.89)	0:34.92 [16] (0:11.18)	0:23.74 [13] (0:11.63)	0:12.11 [10] (0:12.11)	4.52L	0:34.92	+7
7	3	FIGHTING EDGE Chelsea Jokic	10	68.6 1000m	0:10.64 1000m	1:11.04 [7] (0:14.47)	0:56.57 [16] (0:10.64)	0:45.93 [15] (0:10.75)	0:35.18 [13] (0:11.24)	0:23.94 [11] (0:11.66)	0:12.28 [8] (0:12.28)	5.17L	0:35.18	-3
8	10	ONE SHOT MORE Graham Kliese	8	69.3 1000m	0:10.87 1000m	1:11.06 [8] (0:13.72)	0:57.34 [6] (0:10.87)	0:46.47 [9] (0:11.03)	0:35.44 [10] (0:11.27)	0:24.17 [6] (0:11.75)	0:12.42 [6] (0:12.42)	5.26L	0:35.44	+2
9	4	HE CAN JAJA Nathan Day	3	69.0 1000m	0:10.74 1000m	1:11.17 [9] (0:13.83)	0:57.34 [8] (0:10.74)	0:46.60 [8] (0:10.78)	0:35.82 [6] (0:11.35)	0:24.47 [5] (0:11.86)	0:12.61 [5] (0:12.61)	5.93L	0:35.82	-1
10	9	MY LITTLE VIKING Tyler Leslight	1	68.5 1000m	0:10.59 1000m	1:11.34 [10] (0:13.89)	0:57.45 [9] (0:10.59)	0:46.86 [6] (0:10.93)	0:35.93 [7] (0:11.54)	0:24.39 [9] (0:11.84)	0:12.55 [9] (0:12.55)	6.9L	0:35.93	-5

Scratched: Mummification (#23), Power Show (#11), Monster Deel (#20), Pluck 'N' Tango (#21), Cool Story (#22), Almighty Jab (#14), Forgetaboutit (#15)

[] Ranking at each section and finish
 -:-:- No data available at this section
 NA No data available
 SCN Saddle cloth number
 DNF Did not finish
 DNT Did not track



Townsville QLD Professional

Race 1: THE METROPOLE TOWNSVILLE Maiden Plate - 1200m

03 August 2024 - 12:29



Track Rating: Soft 5, Weather: Fine, Rail Position: True

Section		Overall	1000m	800m	600m	400m	200m	Last 600m					
Field Times		1:10.16 (0:13.41)	0:56.75 (0:10.66)	0:46.09 (0:10.53)	0:35.56 (0:11.51)	0:24.05 (0:11.99)	0:12.06 (0:12.06)	0:35.56					
Rank	TAB Horse/Jockey	Barrier	Top Speed [km/h]	Fastest Section							Margin	Distance Travelled [m]	
11	5 OAKFIELD PANTHER Pietro Romeo	16	71.1 1000m	0:10.60 1000m	1:11.38 [11] (0:13.92)	0:57.46 [11] (0:10.60)	0:46.86 [7] (0:10.91)	0:35.95 [8] (0:11.47)	0:24.48 [7] (0:11.98)	0:12.50 [11] (0:12.50)	7.14L	0:35.95	+9
12	17 BOGAN PRINCESS Nathan Thomas	12	68.3 1000m	0:10.93 1000m	1:11.43 [12] (0:13.78)	0:57.65 [7] (0:10.93)	0:46.72 [10] (0:11.01)	0:35.71 [11] (0:11.40)	0:24.31 [12] (0:11.78)	0:12.53 [12] (0:12.53)	7.47L	0:35.71	+8
13	16 POLLY HOFFA Sean Cormack	13	69.5 800m	0:10.80 1000m	1:11.65 [13] (0:14.21)	0:57.44 [15] (0:10.80)	0:46.64 [14] (0:10.91)	0:35.73 [14] (0:11.46)	0:24.27 [15] (0:11.85)	0:12.42 [14] (0:12.42)	8.78L	0:35.73	+2
14	19 ALLDABURGERS Shannon Apthorpe	9	68.4 1000m	0:10.94 1000m	1:11.68 [14] (0:13.91)	0:57.77 [10] (0:10.94)	0:46.83 [12] (0:10.94)	0:35.89 [12] (0:11.26)	0:24.63 [10] (0:11.98)	0:12.65 [13] (0:12.65)	8.92L	0:35.89	+8
15	18 DYNA POWER Denicious Smith	11	68.1 1000m	0:10.99 1000m	1:12.00 [15] (0:13.97)	0:58.03 [12] (0:10.99)	0:47.04 [13] (0:10.99)	0:36.05 [15] (0:11.31)	0:24.74 [14] (0:12.08)	0:12.66 [15] (0:12.66)	10.8L	0:36.05	+8
16	2 FAST AS STEEL Lacey Morrison	15	70.4 1000m	0:10.53 1000m	1:14.54 [16] (0:13.68)	1:00.86 [3] (0:10.53)	0:50.33 [4] (0:10.96)	0:39.37 [5] (0:12.52)	0:26.85 [16] (0:13.44)	0:13.41 [16] (0:13.41)	25.74L	0:39.37	+17

Scratched: Mummification (#23), Power Show (#11), Monster Deel (#20), Pluck 'N' Tango (#21), Cool Story (#22), Almighty Jab (#14), Forgetaboutit (#15)

[] Ranking at each section and finish
 -:-:- No data available at this section
 NA No data available

SCN Saddle cloth number
 DNF Did not finish
 DNT Did not track



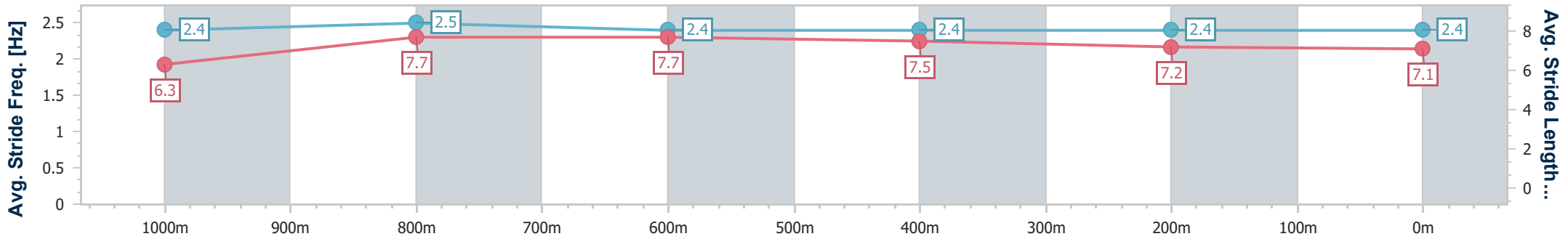
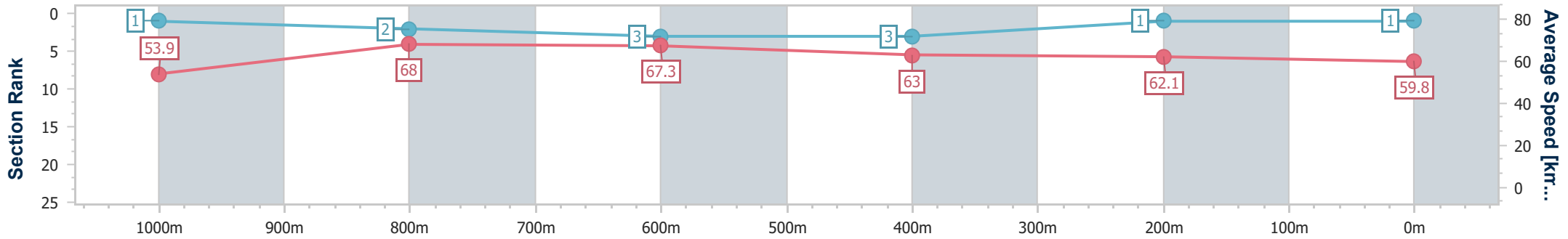
Horse/Jockey Name	Convertor
Final Rank	1
Fastest Section Time (Section)	0:10.67 (1000m)
Top Speed [km/h] (Section)	71.0 (Overall)
Race State	Finished



Townsville QLD Professional
 Race 1: THE METROPOLE TOWNSVILLE Maiden Plate - 1200m
 03 August 2024 - 12:29
 Track Rating: Soft 5, Weather: Fine, Rail Position: True



Section	Overall	1000m	800m	600m	400m	200m
Section Times	1:10.16 [1] (0:13.41)	0:56.75 [1] (0:10.67)	0:46.08 [2] (0:10.84)	0:35.24 [3] (0:11.53)	0:23.71 [3] (0:11.65)	0:12.06 [1] (0:12.06)
Average Speed [km/h]	53.9	68.0	67.3	63.0	62.1	59.8
Top Speed [km/h]	71.0	70.9	68.0	65.8	63.5	62.1
Avg. Dist. to Rail [m]	10.4	1.6	2.4	2.1	2.5	3.8
Avg. Stride Freq. [Hz]	2.4	2.5	2.4	2.4	2.4	2.4
Avg. Stride Length [m]	6.3	7.7	7.7	7.5	7.2	7.1



- [] Ranking at each section and finish
- .-.- No data available at this section
- NA No data available



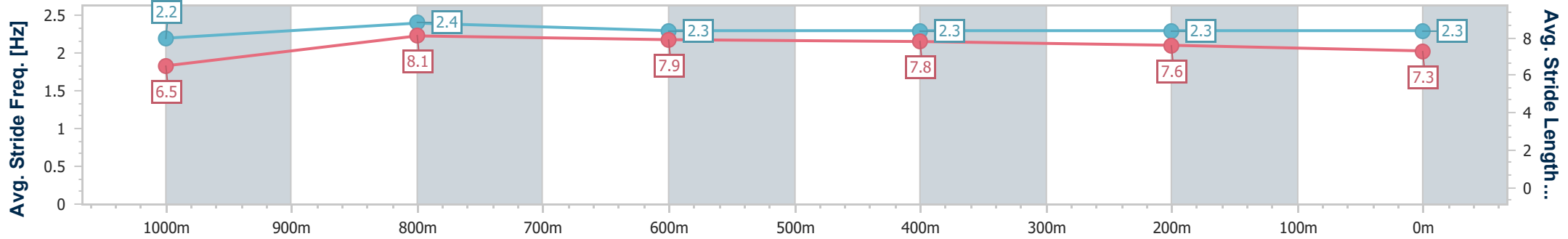
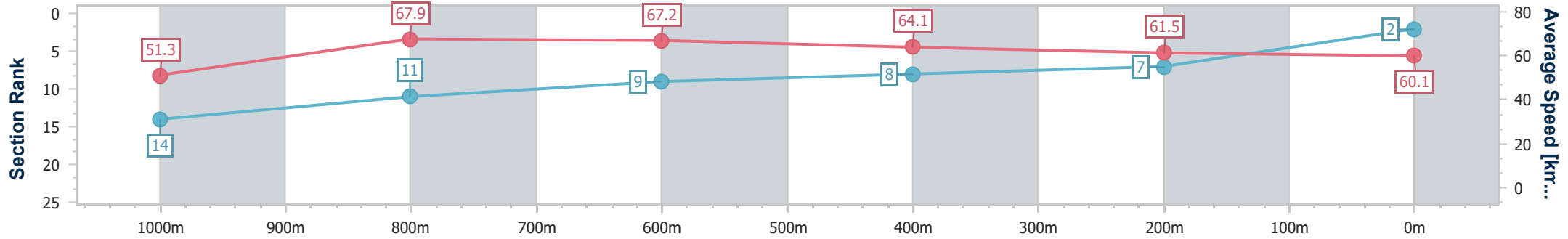
Horse/Jockey Name	Tymon
Final Rank	2
Fastest Section Time (Section)	0:10.67 (1000m)
Top Speed [km/h] (Section)	68.7 (800m)
Race State	Finished



Townsville QLD Professional
 Race 1: THE METROPOLE TOWNSVILLE Maiden Plate - 1200m
 03 August 2024 - 12:29
 Track Rating: Soft 5, Weather: Fine, Rail Position: True



Section	Overall	1000m	800m	600m	400m	200m
Section Times	1:10.68 [2] (0:14.06)	0:56.62 [14] (0:10.67)	0:45.95 [11] (0:10.83)	0:35.12 [9] (0:11.39)	0:23.73 [8] (0:11.77)	0:11.96 [7] (0:11.96)
Average Speed [km/h]	51.3	67.9	67.2	64.1	61.5	60.1
Top Speed [km/h]	67.9	68.6	68.7	66.2	62.6	61.9
Avg. Dist. to Rail [m]	6.4	1.3	2.3	2.7	5.7	9.1
Avg. Stride Freq. [Hz]	2.2	2.4	2.3	2.3	2.3	2.3
Avg. Stride Length [m]	6.5	8.1	7.9	7.8	7.6	7.3



- [] Ranking at each section and finish
- .-.- No data available at this section
- NA No data available



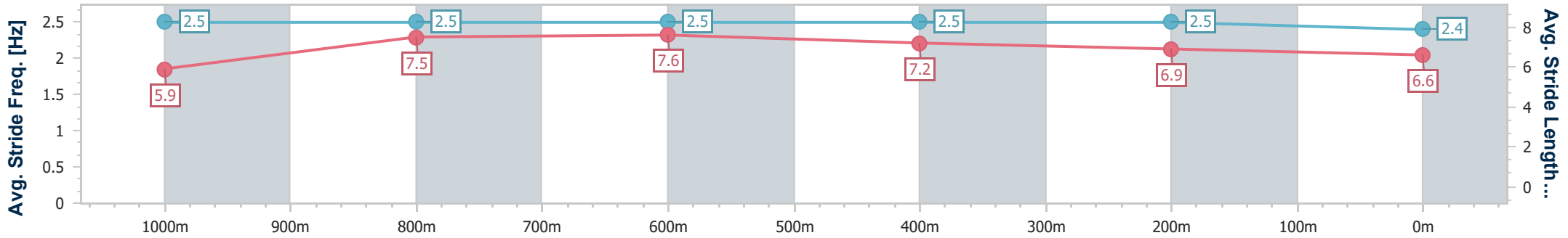
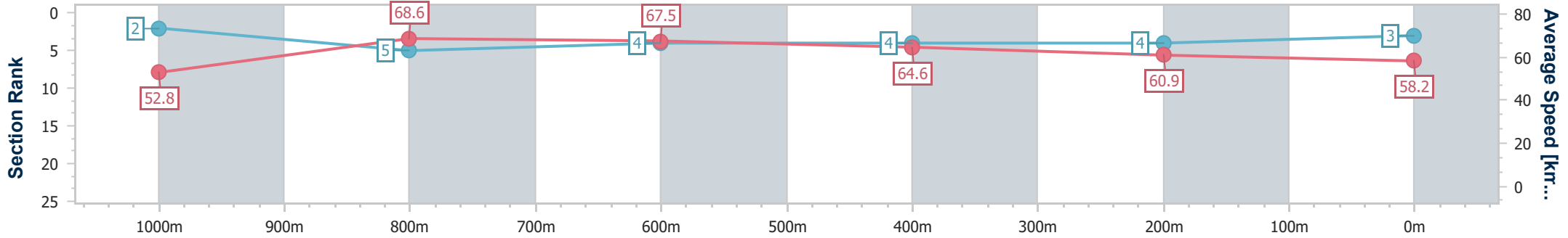
Horse/Jockey Name	Spring's Gift
Final Rank	3
Fastest Section Time (Section)	0:10.62 (1000m)
Top Speed [km/h] (Section)	69.4 (Overall)
Race State	Finished



Townsville QLD Professional
 Race 1: THE METROPOLE TOWNSVILLE Maiden Plate - 1200m
 03 August 2024 - 12:29
 Track Rating: Soft 5, Weather: Fine, Rail Position: True



Section	Overall	1000m	800m	600m	400m	200m
Section Times	1:10.79 [3] (0:13.67)	0:57.12 [2] (0:10.62)	0:46.50 [5] (0:10.87)	0:35.63 [4] (0:11.37)	0:24.26 [4] (0:11.92)	0:12.34 [4] (0:12.34)
Average Speed [km/h]	52.8	68.6	67.5	64.6	60.9	58.2
Top Speed [km/h]	69.4	69.3	68.2	67.4	61.6	60.7
Avg. Dist. to Rail [m]	6.0	2.4	3.9	4.0	5.4	6.8
Avg. Stride Freq. [Hz]	2.5	2.5	2.5	2.5	2.5	2.4
Avg. Stride Length [m]	5.9	7.5	7.6	7.2	6.9	6.6



- [] Ranking at each section and finish
- .-.- No data available at this section
- NA No data available



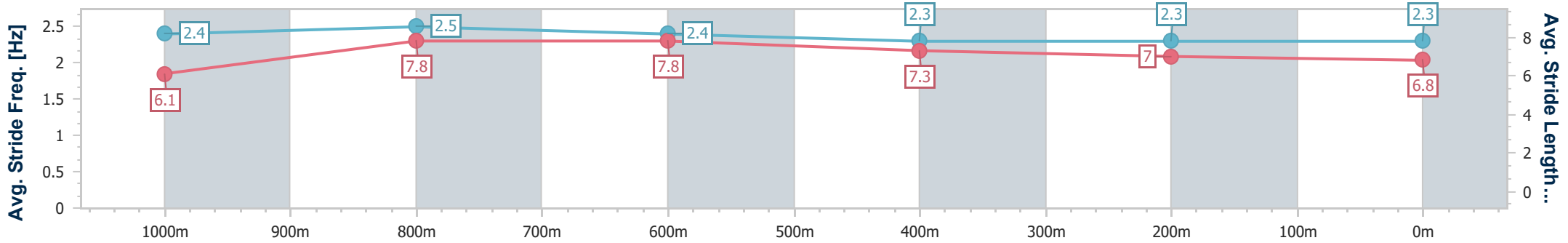
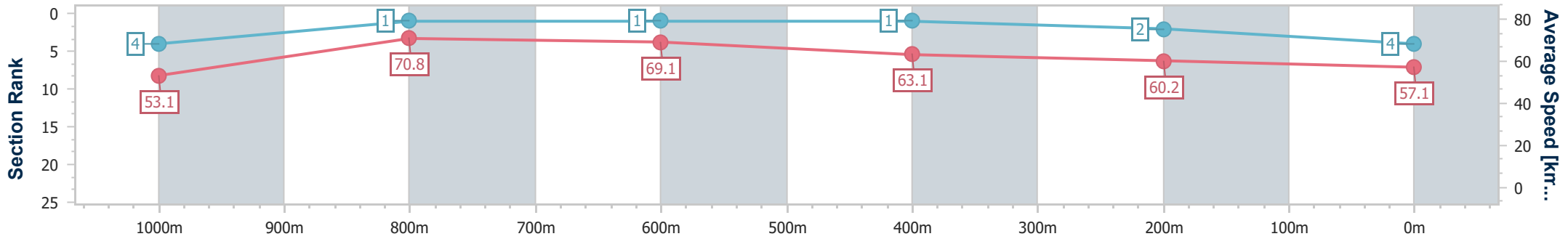
Horse/Jockey Name	Scorpion Jack
Final Rank	4
Fastest Section Time (Section)	0:10.38 (1000m)
Top Speed [km/h] (Section)	71.7 (1000m)
Race State	Finished



Townsville QLD Professional
 Race 1: THE METROPOLE TOWNSVILLE Maiden Plate - 1200m
 03 August 2024 - 12:29
 Track Rating: Soft 5, Weather: Fine, Rail Position: True



Section	Overall	1000m	800m	600m	400m	200m
Section Times	1:10.79 [4] (0:13.69)	0:57.10 [4] (0:10.38)	0:46.72 [1] (0:10.53)	0:36.19 [1] (0:11.51)	0:24.68 [1] (0:12.06)	0:12.62 [2] (0:12.62)
Average Speed [km/h]	53.1	70.8	69.1	63.1	60.2	57.1
Top Speed [km/h]	70.2	71.7	70.3	66.1	60.9	59.0
Avg. Dist. to Rail [m]	13.8	4.5	1.9	2.2	3.3	3.5
Avg. Stride Freq. [Hz]	2.4	2.5	2.4	2.3	2.3	2.3
Avg. Stride Length [m]	6.1	7.8	7.8	7.3	7.0	6.8



- [] Ranking at each section and finish
- .-.- No data available at this section
- NA No data available



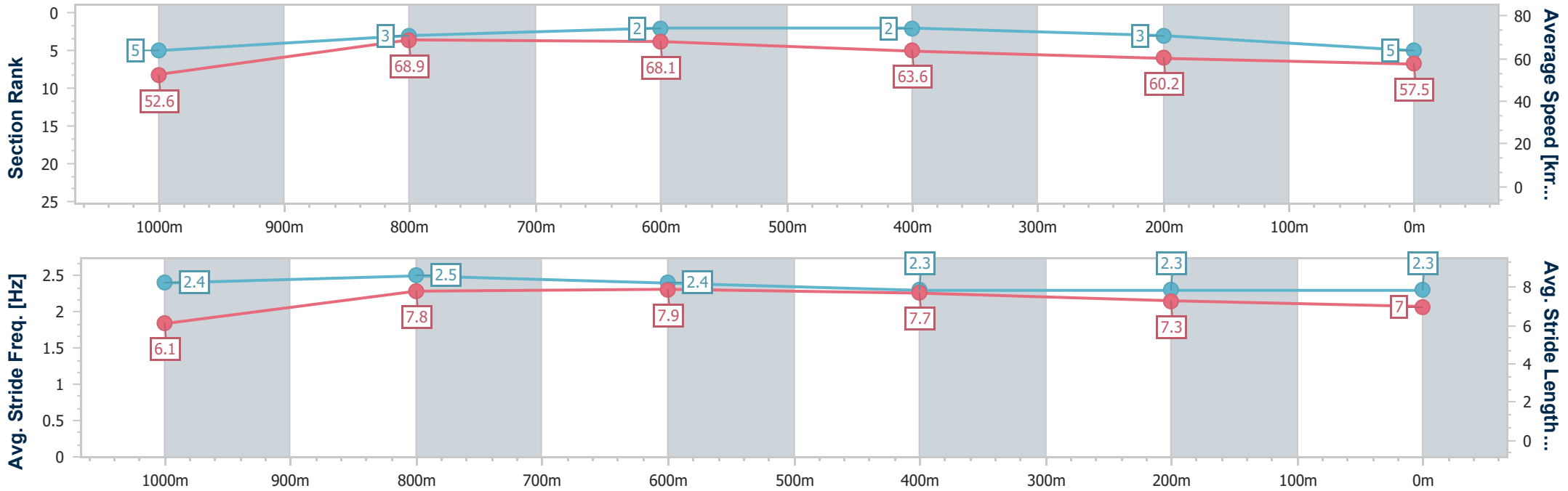
Horse/Jockey Name	Tycoon Lad
Final Rank	5
Fastest Section Time (Section)	0:10.48 (1000m)
Top Speed [km/h] (Section)	70.6 (1000m)
Race State	Finished



Townsville QLD Professional
 Race 1: THE METROPOLE TOWNSVILLE Maiden Plate - 1200m
 03 August 2024 - 12:29
 Track Rating: Soft 5, Weather: Fine, Rail Position: True



Section	Overall	1000m	800m	600m	400m	200m
Section Times	1:10.90 [5] (0:13.71)	0:57.19 [5] (0:10.48)	0:46.71 [3] (0:10.70)	0:36.01 [2] (0:11.46)	0:24.55 [2] (0:12.04)	0:12.51 [3] (0:12.51)
Average Speed [km/h]	52.6	68.9	68.1	63.6	60.2	57.5
Top Speed [km/h]	70.6	70.6	69.1	68.1	61.3	59.7
Avg. Dist. to Rail [m]	4.2	0.7	1.9	2.9	4.6	5.4
Avg. Stride Freq. [Hz]	2.4	2.5	2.4	2.3	2.3	2.3
Avg. Stride Length [m]	6.1	7.8	7.9	7.7	7.3	7.0



- [] Ranking at each section and finish
- .-.- No data available at this section
- NA No data available



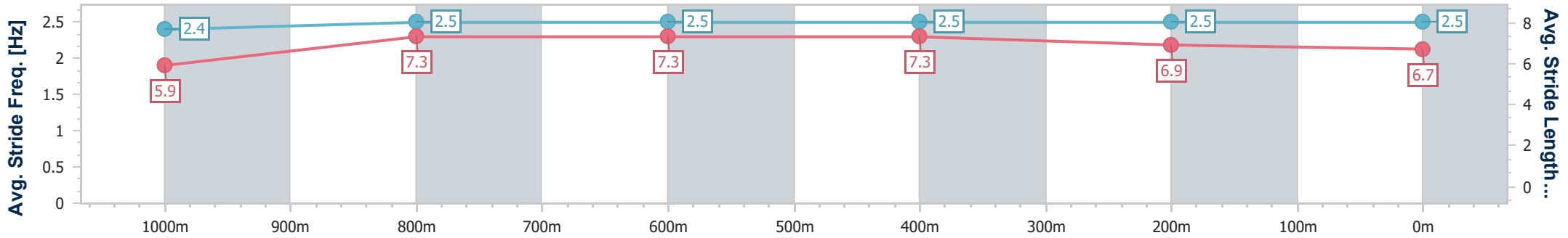
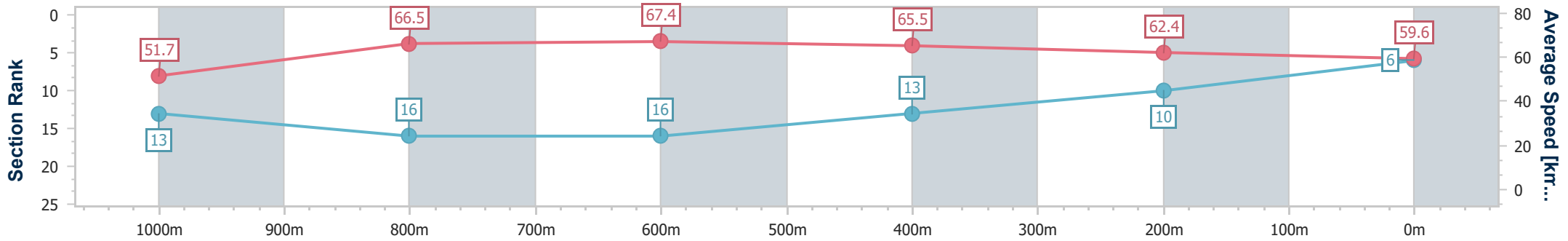
Horse/Jockey Name	Spec Of Silver
Final Rank	6
Fastest Section Time (Section)	0:10.89 (800m)
Top Speed [km/h] (Section)	69.1 (800m)
Race State	Finished



Townsville QLD Professional
 Race 1: THE METROPOLE TOWNSVILLE Maiden Plate - 1200m
 03 August 2024 - 12:29
 Track Rating: Soft 5, Weather: Fine, Rail Position: True



Section	Overall	1000m	800m	600m	400m	200m
Section Times	1:10.93 [6] (0:14.05)	0:56.88 [13] (0:11.07)	0:45.81 [16] (0:10.89)	0:34.92 [16] (0:11.18)	0:23.74 [13] (0:11.63)	0:12.11 [10]
Average Speed [km/h]	51.7	66.5	67.4	65.5	62.4	59.6
Top Speed [km/h]	66.5	67.2	69.1	68.0	63.8	62.0
Avg. Dist. to Rail [m]	14.6	4.3	3.8	3.6	6.8	9.8
Avg. Stride Freq. [Hz]	2.4	2.5	2.5	2.5	2.5	2.5
Avg. Stride Length [m]	5.9	7.3	7.3	7.3	6.9	6.7



- [] Ranking at each section and finish
- .-.- No data available at this section
- NA No data available



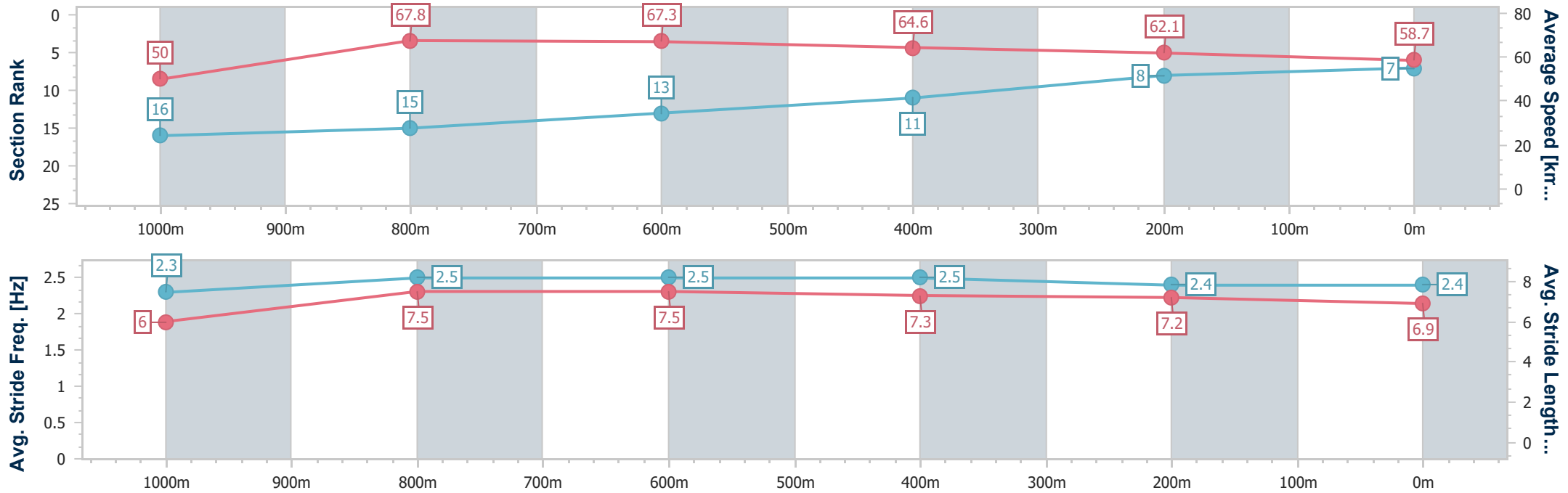
Horse/Jockey Name	Fighting Edge
Final Rank	7
Fastest Section Time (Section)	0:10.64 (1000m)
Top Speed [km/h] (Section)	68.6 (1000m)
Race State	Finished



Townsville QLD Professional
 Race 1: THE METROPOLE TOWNSVILLE Maiden Plate - 1200m
 03 August 2024 - 12:29
 Track Rating: Soft 5, Weather: Fine, Rail Position: True



Section	Overall	1000m	800m	600m	400m	200m
Section Times	1:11.04 [7] (0:14.47)	0:56.57 [16] (0:10.64)	0:45.93 [15] (0:10.75)	0:35.18 [13] (0:11.24)	0:23.94 [11] (0:11.66)	0:12.28 [8] (0:12.28)
Average Speed [km/h]	50.0	67.8	67.3	64.6	62.1	58.7
Top Speed [km/h]	67.4	68.6	68.4	66.4	62.8	61.8
Avg. Dist. to Rail [m]	8.4	0.7	0.9	1.8	3.9	7.2
Avg. Stride Freq. [Hz]	2.3	2.5	2.5	2.5	2.4	2.4
Avg. Stride Length [m]	6.0	7.5	7.5	7.3	7.2	6.9



- [] Ranking at each section and finish
- .-.- No data available at this section
- NA No data available



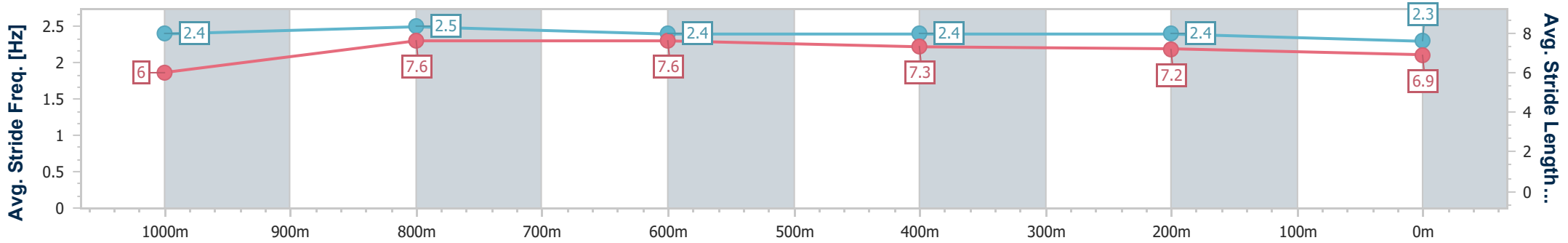
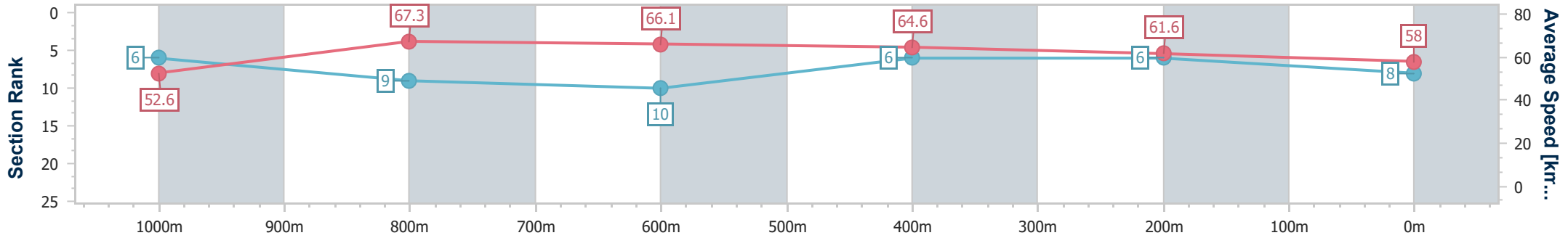
Horse/Jockey Name	One Shot More
Final Rank	8
Fastest Section Time (Section)	0:10.87 (1000m)
Top Speed [km/h] (Section)	69.3 (1000m)
Race State	Finished



Townsville QLD Professional
 Race 1: THE METROPOLE TOWNSVILLE Maiden Plate - 1200m
 03 August 2024 - 12:29
 Track Rating: Soft 5, Weather: Fine, Rail Position: True



Section	Overall	1000m	800m	600m	400m	200m
Section Times	1:11.06 [8] (0:13.72)	0:57.34 [6] (0:10.87)	0:46.47 [9] (0:11.03)	0:35.44 [10] (0:11.27)	0:24.17 [6] (0:11.75)	0:12.42 [6] (0:12.42)
Average Speed [km/h]	52.6	67.3	66.1	64.6	61.6	58.0
Top Speed [km/h]	68.7	69.3	67.2	66.1	63.0	61.4
Avg. Dist. to Rail [m]	7.6	3.2	2.6	1.9	5.0	8.4
Avg. Stride Freq. [Hz]	2.4	2.5	2.4	2.4	2.4	2.3
Avg. Stride Length [m]	6.0	7.6	7.6	7.3	7.2	6.9



- [] Ranking at each section and finish
- .-.- No data available at this section
- NA No data available



Horse/Jockey Name	He Can Jaja
Final Rank	9
Fastest Section Time (Section)	0:10.74 (1000m)
Top Speed [km/h] (Section)	69.0 (1000m)
Race State	Finished



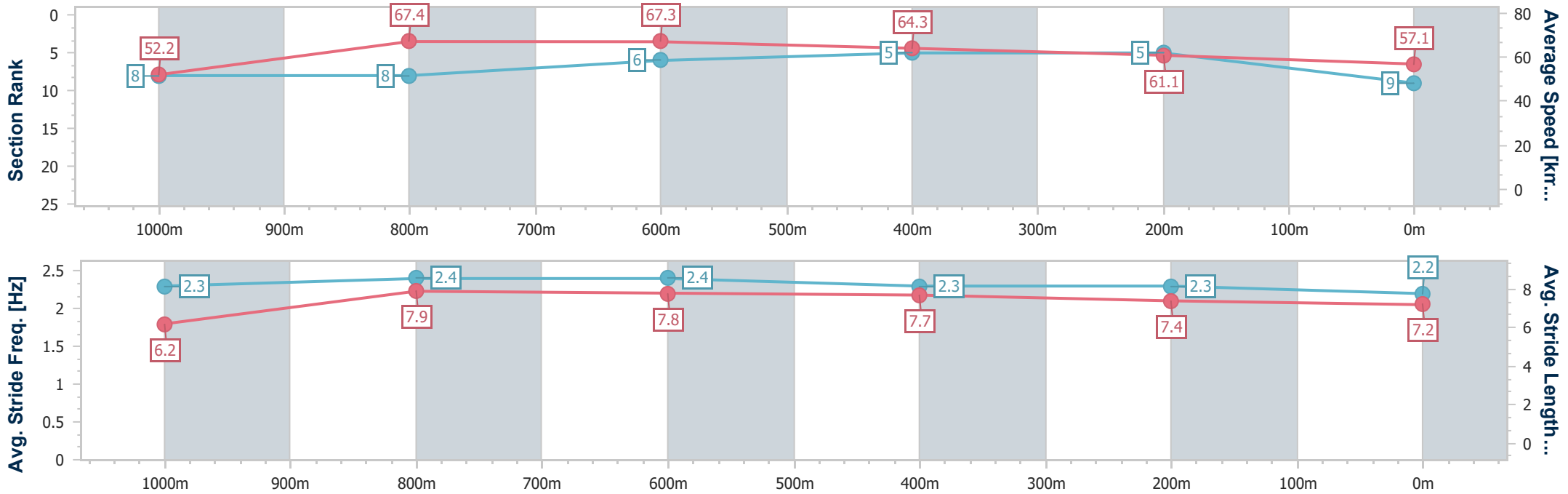
Townsville QLD Professional
Race 1: THE METROPOLE TOWNSVILLE Maiden Plate - 1200m



03 August 2024 - 12:29

Track Rating: Soft 5, Weather: Fine, Rail Position: True

Section	Overall	1000m	800m	600m	400m	200m
Section Times	1:11.17 [9] (0:13.83)	0:57.34 [8] (0:10.74)	0:46.60 [8] (0:10.78)	0:35.82 [6] (0:11.35)	0:24.47 [5] (0:11.86)	0:12.61 [5]
Average Speed [km/h]	52.2	67.4	67.3	64.3	61.1	57.1
Top Speed [km/h]	67.7	69.0	69.0	66.4	61.9	60.4
Avg. Dist. to Rail [m]	5.5	1.1	1.7	2.5	3.4	5.0
Avg. Stride Freq. [Hz]	2.3	2.4	2.4	2.3	2.3	2.2
Avg. Stride Length [m]	6.2	7.9	7.8	7.7	7.4	7.2



- [] Ranking at each section and finish
- .-.- No data available at this section
- NA No data available



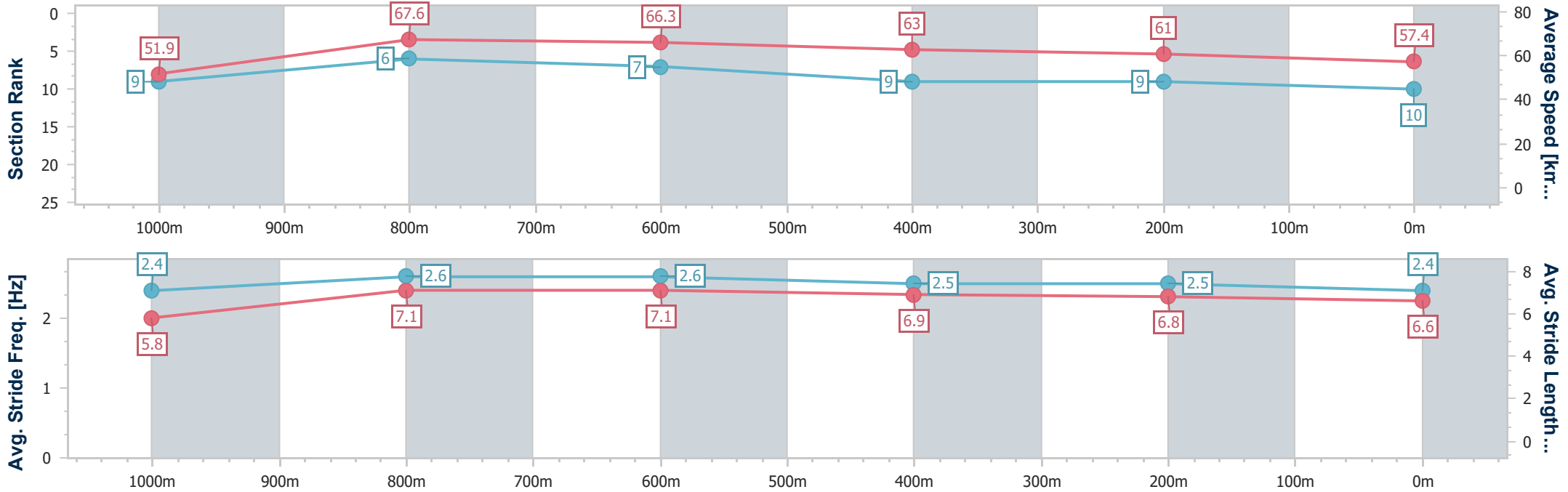
Horse/Jockey Name	My Little Viking
Final Rank	10
Fastest Section Time (Section)	0:10.59 (1000m)
Top Speed [km/h] (Section)	68.5 (1000m)
Race State	Finished



Townsville QLD Professional
 Race 1: THE METROPOLE TOWNSVILLE Maiden Plate - 1200m
 03 August 2024 - 12:29
 Track Rating: Soft 5, Weather: Fine, Rail Position: True



Section	Overall	1000m	800m	600m	400m	200m
Section Times	1:11.34 [10] (0:13.89)	0:57.45 [9] (0:10.59)	0:46.86 [6] (0:10.93)	0:35.93 [7] (0:11.54)	0:24.39 [9] (0:11.84)	0:12.55 [9] (0:12.55)
Average Speed [km/h]	51.9	67.6	66.3	63.0	61.0	57.4
Top Speed [km/h]	67.6	68.5	67.9	65.6	61.6	60.4
Avg. Dist. to Rail [m]	2.7	0.8	1.3	1.8	1.9	3.2
Avg. Stride Freq. [Hz]	2.4	2.6	2.6	2.5	2.5	2.4
Avg. Stride Length [m]	5.8	7.1	7.1	6.9	6.8	6.6



- [] Ranking at each section and finish
- .-.- No data available at this section
- NA No data available



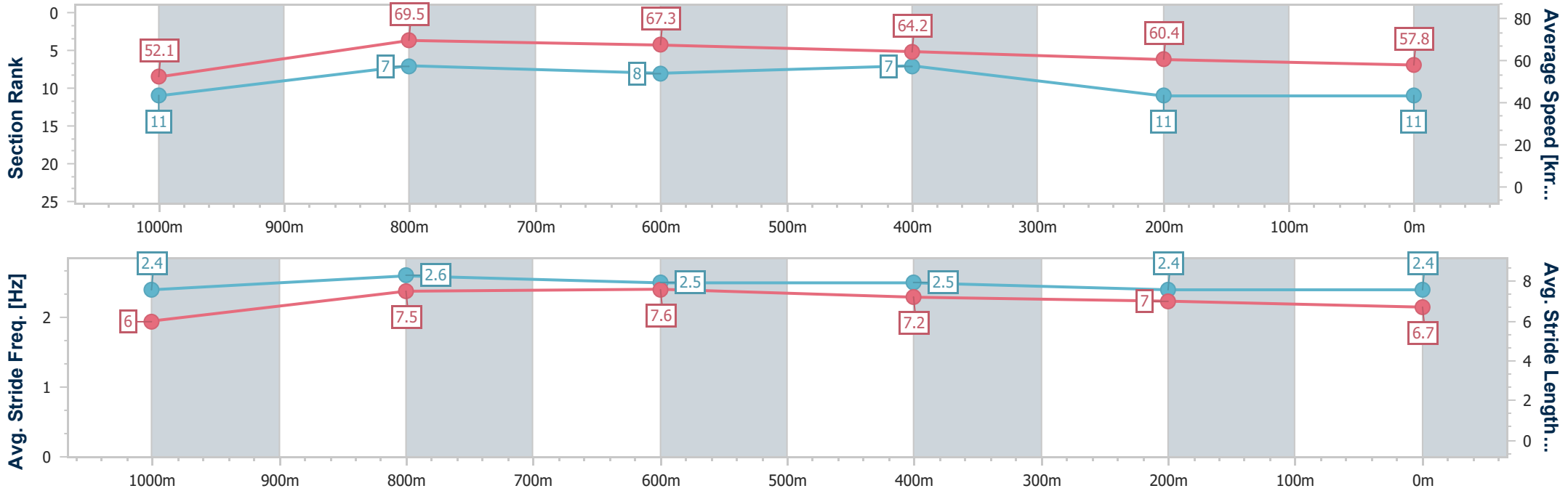
Horse/Jockey Name	Oakfield Panther
Final Rank	11
Fastest Section Time (Section)	0:10.60 (1000m)
Top Speed [km/h] (Section)	71.1 (1000m)
Race State	Finished



Townsville QLD Professional
 Race 1: THE METROPOLE TOWNSVILLE Maiden Plate - 1200m
 03 August 2024 - 12:29
 Track Rating: Soft 5, Weather: Fine, Rail Position: True



Section	Overall	1000m	800m	600m	400m	200m
Section Times	1:11.38 [11] (0:13.92)	0:57.46 [11] (0:10.60)	0:46.86 [7] (0:10.91)	0:35.95 [8] (0:11.47)	0:24.48 [7] (0:11.98)	0:12.50 [11] (0:12.50)
Average Speed [km/h]	52.1	69.5	67.3	64.2	60.4	57.8
Top Speed [km/h]	67.9	71.1	70.3	65.3	62.4	60.8
Avg. Dist. to Rail [m]	12.9	4.7	4.4	4.4	5.5	9.9
Avg. Stride Freq. [Hz]	2.4	2.6	2.5	2.5	2.4	2.4
Avg. Stride Length [m]	6.0	7.5	7.6	7.2	7.0	6.7



- [] Ranking at each section and finish
- .-.- No data available at this section
- NA No data available



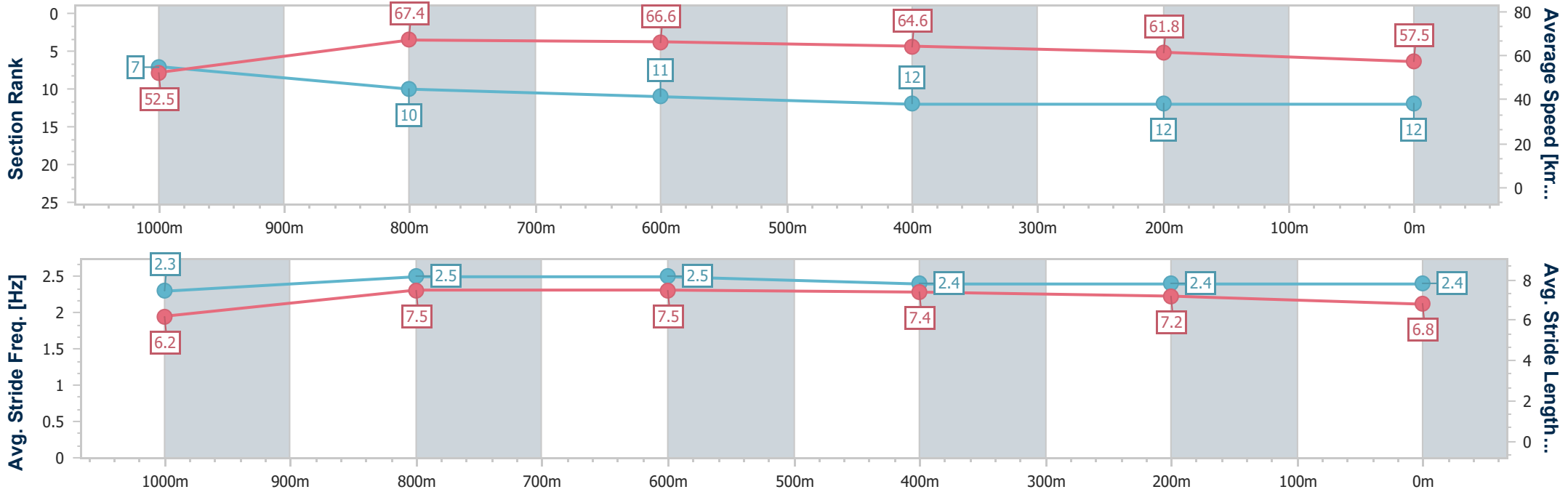
Horse/Jockey Name	Bogan Princess
Final Rank	12
Fastest Section Time (Section)	0:10.93 (1000m)
Top Speed [km/h] (Section)	68.3 (1000m)
Race State	Finished



Townsville QLD Professional
 Race 1: THE METROPOLE TOWNSVILLE Maiden Plate - 1200m
 03 August 2024 - 12:29
 Track Rating: Soft 5, Weather: Fine, Rail Position: True



Section	Overall	1000m	800m	600m	400m	200m
Section Times	1:11.43 [12] (0:13.78)	0:57.65 [7] (0:10.93)	0:46.72 [10] (0:11.01)	0:35.71 [11] (0:11.40)	0:24.31 [12] (0:11.78)	0:12.53 [12] (0:12.53)
Average Speed [km/h]	52.5	67.4	66.6	64.6	61.8	57.5
Top Speed [km/h]	66.8	68.3	68.2	66.4	62.8	60.6
Avg. Dist. to Rail [m]	10.1	4.4	4.0	4.4	7.5	8.5
Avg. Stride Freq. [Hz]	2.3	2.5	2.5	2.4	2.4	2.4
Avg. Stride Length [m]	6.2	7.5	7.5	7.4	7.2	6.8



- [] Ranking at each section and finish
- .-.- No data available at this section
- NA No data available



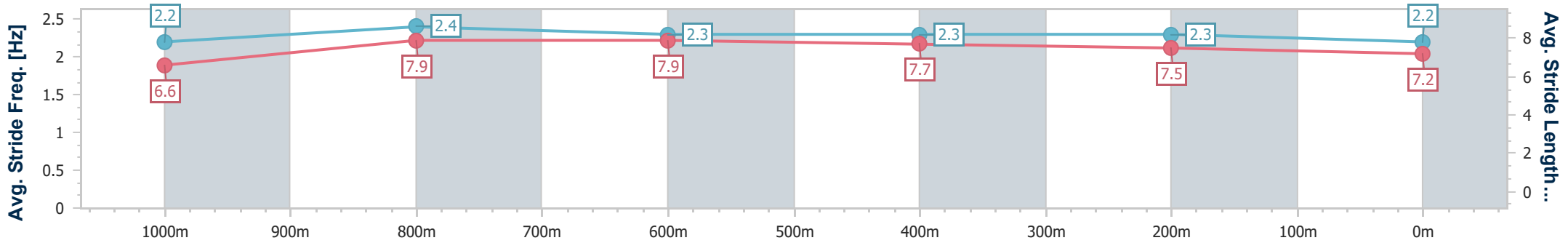
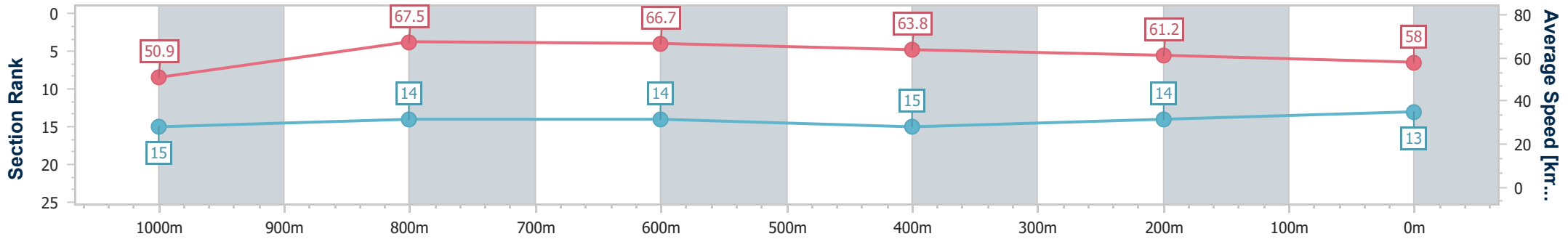
Horse/Jockey Name	Polly Hoffa
Final Rank	13
Fastest Section Time (Section)	0:10.80 (1000m)
Top Speed [km/h] (Section)	69.5 (800m)
Race State	Finished



Townsville QLD Professional
 Race 1: THE METROPOLE TOWNSVILLE Maiden Plate - 1200m
 03 August 2024 - 12:29
 Track Rating: Soft 5, Weather: Fine, Rail Position: True



Section	Overall	1000m	800m	600m	400m	200m
Section Times	1:11.65 [13] (0:14.21)	0:57.44 [15] (0:10.80)	0:46.64 [14] (0:10.91)	0:35.73 [14] (0:11.46)	0:24.27 [15] (0:11.85)	0:12.42 [14]
Average Speed [km/h]	50.9	67.5	66.7	63.8	61.2	58.0
Top Speed [km/h]	66.9	68.9	69.5	65.2	63.0	60.8
Avg. Dist. to Rail [m]	10.2	2.3	2.5	2.9	5.9	7.2
Avg. Stride Freq. [Hz]	2.2	2.4	2.3	2.3	2.3	2.2
Avg. Stride Length [m]	6.6	7.9	7.9	7.7	7.5	7.2



- [] Ranking at each section and finish
- .-.- No data available at this section
- NA No data available



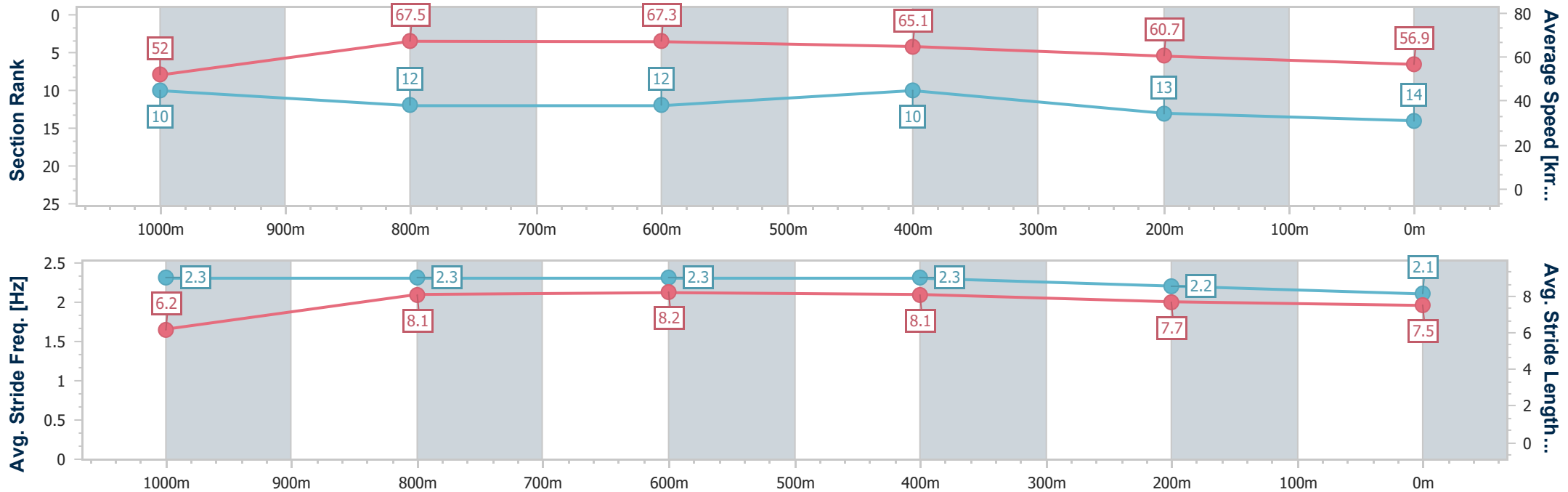
Horse/Jockey Name	Alldaburgers
Final Rank	14
Fastest Section Time (Section)	0:10.94 (1000m)
Top Speed [km/h] (Section)	68.4 (1000m)
Race State	Finished



Townsville QLD Professional
 Race 1: THE METROPOLE TOWNSVILLE Maiden Plate - 1200m
 03 August 2024 - 12:29
 Track Rating: Soft 5, Weather: Fine, Rail Position: True



Section	Overall	1000m	800m	600m	400m	200m
Section Times	1:11.68 [14] (0:13.91)	0:57.77 [10] (0:10.94)	0:46.83 [12] (0:10.94)	0:35.89 [12] (0:11.26)	0:24.63 [10] (0:11.98)	0:12.65 [13]
Average Speed [km/h]	52.0	67.5	67.3	65.1	60.7	56.9
Top Speed [km/h]	67.4	68.4	67.7	67.1	63.5	57.9
Avg. Dist. to Rail [m]	9.0	5.0	4.5	3.5	6.7	9.3
Avg. Stride Freq. [Hz]	2.3	2.3	2.3	2.3	2.2	2.1
Avg. Stride Length [m]	6.2	8.1	8.2	8.1	7.7	7.5



- [] Ranking at each section and finish
- .-.- No data available at this section
- NA No data available



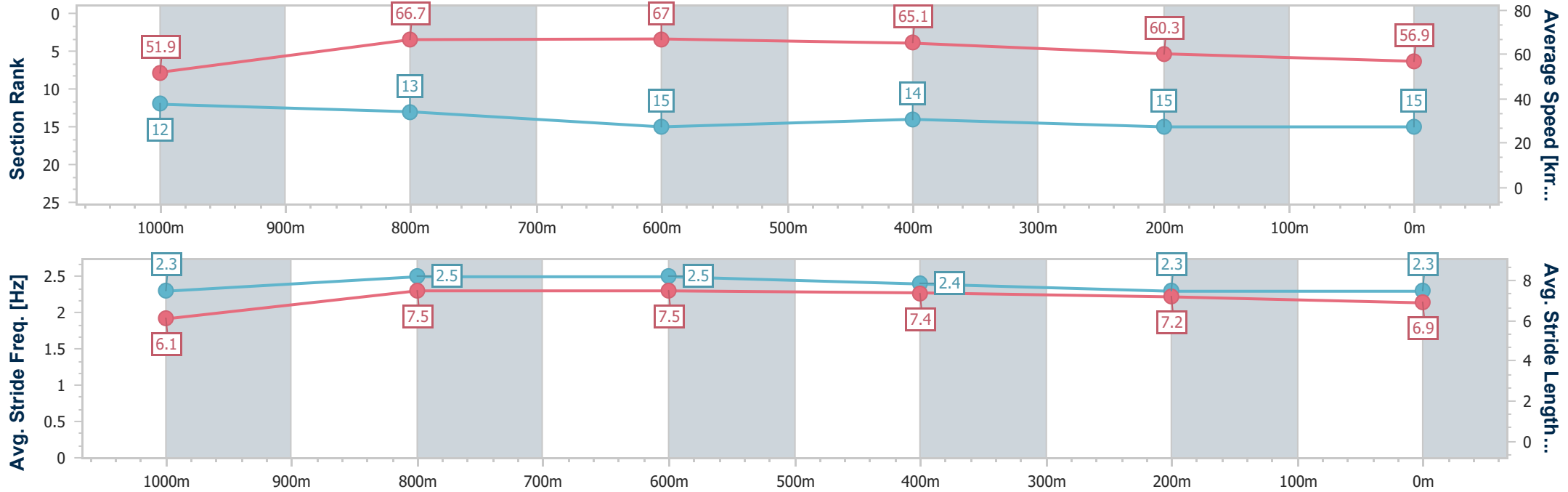
Horse/Jockey Name	Dyna Power
Final Rank	15
Fastest Section Time (Section)	0:10.99 (1000m)
Top Speed [km/h] (Section)	68.1 (1000m)
Race State	Finished



Townsville QLD Professional
 Race 1: THE METROPOLE TOWNSVILLE Maiden Plate - 1200m
 03 August 2024 - 12:29
 Track Rating: Soft 5, Weather: Fine, Rail Position: True



Section	Overall	1000m	800m	600m	400m	200m
Section Times	1:12.00 [15] (0:13.97)	0:58.03 [12] (0:10.99)	0:47.04 [13] (0:10.99)	0:36.05 [15] (0:11.31)	0:24.74 [14] (0:12.08)	0:12.66 [15] (0:12.66)
Average Speed [km/h]	51.9	66.7	67.0	65.1	60.3	56.9
Top Speed [km/h]	66.6	68.1	67.9	67.5	63.4	59.2
Avg. Dist. to Rail [m]	9.4	4.2	4.1	4.8	7.3	8.3
Avg. Stride Freq. [Hz]	2.3	2.5	2.5	2.4	2.3	2.3
Avg. Stride Length [m]	6.1	7.5	7.5	7.4	7.2	6.9



- [] Ranking at each section and finish
- .-.- No data available at this section
- NA No data available



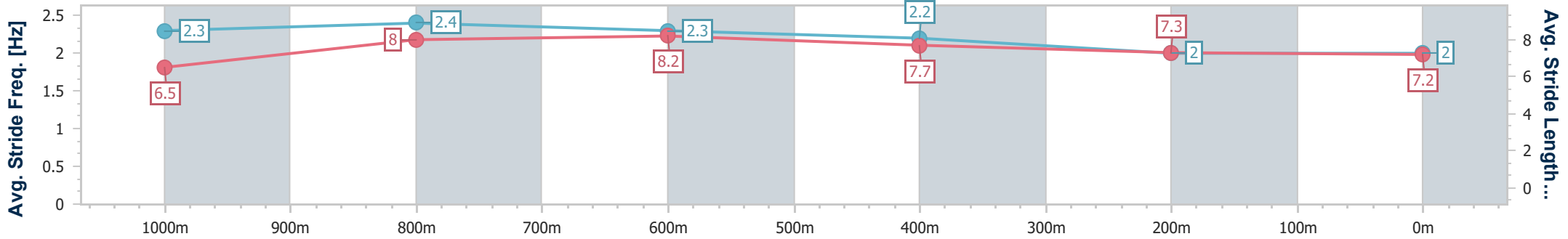
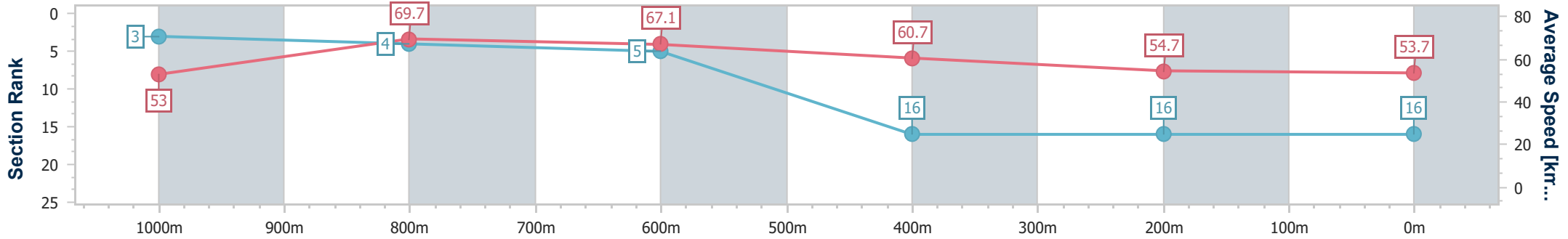
Horse/Jockey Name	Fast As Steel
Final Rank	16
Fastest Section Time (Section)	0:10.53 (1000m)
Top Speed [km/h] (Section)	70.4 (1000m)
Race State	Finished



Townsville QLD Professional
 Race 1: THE METROPOLE TOWNSVILLE Maiden Plate - 1200m
 03 August 2024 - 12:29
 Track Rating: Soft 5, Weather: Fine, Rail Position: True



Section	Overall	1000m	800m	600m	400m	200m
Section Times	1:14.54 [16] (0:13.68)	1:00.86 [3] (0:10.53)	0:50.33 [4] (0:10.96)	0:39.37 [5] (0:12.52)	0:26.85 [16] (0:13.44)	0:13.41 [16] (0:13.41)
Average Speed [km/h]	53.0	69.7	67.1	60.7	54.7	53.7
Top Speed [km/h]	68.9	70.4	69.7	64.7	57.2	55.7
Avg. Dist. to Rail [m]	11.8	4.1	4.3	11.1	10.3	11.2
Avg. Stride Freq. [Hz]	2.3	2.4	2.3	2.2	2.0	2.0
Avg. Stride Length [m]	6.5	8.0	8.2	7.7	7.3	7.2



- [] Ranking at each section and finish
- .-.- No data available at this section
- NA No data available



Townsville QLD Professional

Race 2: LEXUS OF TOWNSVILLE UP & COMING STAYERS BENCHMARK

65 Handicap - 2000m

03 August 2024 - 13:05



Track Rating: Soft 5, Weather: Fine, Rail Position: True

Section		Overall	1800m	1600m	1400m	1200m	1000m	800m	Last 600m					
Field Times		2:02.60 (0:13.48)	1:49.12 (0:11.91)	1:37.21 (0:12.39)	1:24.82 (0:11.97)	1:12.85 (0:12.22)	1:00.63 (0:12.08)	0:48.55 (0:11.70)	0:36.85					
Rank	TAB	Horse/Jockey	Barrier	Top Speed [km/h]	Fastest Section								Distance Travelled [m]	
1	1	TROPIC SANDS Justin Huxtable	8	64.3 Overall	0:11.53 800m	2:02.60 [1] (0:13.60)	1:49.00 [3] (0:11.97)	1:37.03 [3] (0:12.62)	1:24.41 [3] (0:11.95)	1:12.46 [3] (0:12.17)	1:00.29 [4] (0:11.99)	0:48.30 [3] (0:11.53)	0:36.77	
2	5	MEDAL Pietro Romeo	1	63.8 1800m	0:11.63 800m	2:02.62 [2] (0:13.52)	1:49.10 [2] (0:11.87)	1:37.23 [2] (0:12.46)	1:24.77 [2] (0:12.12)	1:12.65 [2] (0:12.18)	1:00.47 [2] (0:11.97)	0:48.50 [2] (0:11.63)	0:36.87	-6
3	4	SECRET LOCATION Scott Sheargold	3	64.2 800m	0:11.50 800m	2:02.91 [3] (0:14.24)	1:48.67 [10] (0:12.16)	1:36.51 [10] (0:12.75)	1:23.76 [9] (0:11.89)	1:11.87 [9] (0:11.94)	0:59.93 [9] (0:12.13)	0:47.80 [9] (0:11.50)	0:36.30	-2
4	8	CENTRAL PARK Adrian Layt	9	65.3 800m	0:11.44 800m	2:02.96 [4] (0:14.02)	1:48.94 [7] (0:12.06)	1:36.88 [8] (0:12.74)	1:24.14 [8] (0:11.91)	1:12.23 [7] (0:12.02)	1:00.21 [7] (0:12.16)	0:48.05 [7] (0:11.44)	0:36.61	+3
5	2	HARBELLE Ryan Wiggins	2	63.6 1800m	0:11.75 800m	2:03.46 [5] (0:13.48)	1:49.98 [1] (0:11.91)	1:38.07 [1] (0:12.39)	1:25.68 [1] (0:11.97)	1:13.71 [1] (0:12.22)	1:01.49 [1] (0:12.08)	0:49.41 [1] (0:11.75)	0:37.66	-5
6	6	VANCOUVER BAY Ron Stewart	11	63.8 600m	0:11.57 800m	2:03.74 [6] (0:13.67)	1:50.07 [4] (0:12.20)	1:37.87 [5] (0:12.53)	1:25.34 [5] (0:11.79)	1:13.55 [5] (0:12.25)	1:01.30 [5] (0:12.14)	0:49.16 [5] (0:11.57)	0:37.59	+5
7	3	PESHWA Shannon Apthorpe	7	63.9 Overall	0:11.62 800m	2:03.79 [7] (0:13.76)	1:50.03 [6] (0:12.11)	1:37.92 [6] (0:12.70)	1:25.22 [6] (0:12.00)	1:13.22 [6] (0:12.09)	1:01.13 [6] (0:12.04)	0:49.09 [6] (0:11.62)	0:37.47	-4
8	9	PRINCE AKEEM Lacey Morrison	5	64.7 1800m	0:11.74 800m	2:03.91 [8] (0:13.69)	1:50.22 [5] (0:11.96)	1:38.26 [4] (0:12.67)	1:25.59 [4] (0:11.87)	1:13.72 [4] (0:12.10)	1:01.62 [3] (0:12.04)	0:49.58 [4] (0:11.74)	0:37.84	-6
9	11	TWENTY THREE WALL Denicious Smith	4	64.6 800m	0:11.45 800m	2:04.26 [9] (0:14.25)	1:50.01 [11] (0:12.09)	1:37.92 [9] (0:12.89)	1:25.03 [10] (0:11.89)	1:13.14 [10] (0:11.94)	1:01.20 [10] (0:12.12)	0:49.08 [10] (0:11.45)	0:37.63	+3
10	7	BRAVIO Justin Stanley	10	64.5 800m	0:11.44 800m	2:04.27 [10] (0:14.07)	1:50.20 [8] (0:12.53)	1:37.67 [11] (0:12.98)	1:24.69 [11] (0:11.85)	1:12.84 [11] (0:11.84)	1:01.00 [11] (0:12.14)	0:48.86 [11] (0:11.44)	0:37.42	+3

[] Ranking at each section and finish
 -:-:- No data available at this section
 NA No data available

SCN Saddle cloth number
 DNF Did not finish
 DNT Did not track



Townsville QLD Professional
Race 2: LEXUS OF TOWNSVILLE UP & COMING STAYERS BENCHMARK
65 Handicap - 2000m
03 August 2024 - 13:05



Track Rating: Soft 5, Weather: Fine, Rail Position: True

Section	Overall	1800m	1600m	1400m	1200m	1000m	800m	Last 600m
Field Times	2:02.60 (0:13.48)	1:49.12 (0:11.91)	1:37.21 (0:12.39)	1:24.82 (0:11.97)	1:12.85 (0:12.22)	1:00.63 (0:12.08)	0:48.55 (0:11.70)	0:36.85

Rank	TAB	Horse/Jockey	Barrier	Top Speed [km/h]	Fastest Section	Overall	1800m	1600m	1400m	1200m	1000m	800m	Last 600m	Distance Travelled [m]
11	10	FRIJOLAS	6	63.7	0:11.58	2:04.84 [11]	1:50.75 [9]	1:38.89 [7]	1:26.12 [7]	1:14.07 [8]	1:02.02 [8]	0:49.79 [8]	0:38.21	-11
		Jackson Murphy		1800m	800m	(0:14.09)	(0:11.86)	(0:12.77)	(0:12.05)	(0:12.05)	(0:12.23)	(0:11.58)		

[] Ranking at each section and finish
 -:-:- No data available at this section
 NA No data available

SCN Saddle cloth number
 DNF Did not finish
 DNT Did not track



Townsville QLD Professional
Race 2: LEXUS OF TOWNSVILLE UP & COMING STAYERS BENCHMARK
65 Handicap - 2000m
03 August 2024 - 13:05



Track Rating: Soft 5, Weather: Fine, Rail Position: True

Section					600m	400m	200m				Last 600m
Field Times					0:36.85 (0:11.77)	0:25.08 (0:12.34)	0:12.74 (0:12.74)				0:36.85
Rank	TAB	Horse/Jockey	Barrier	Top Speed [km/h]	Fastest Section	Margin			Distance Travelled [m]		
1	1	TROPIC SANDS Justin Huxtable	8	64.3 Overall	0:11.53 800m	0:36.77 [3] (0:11.69)	0:25.08 [1] (0:12.34)	0:12.74 [1] (0:12.74)	2:02.60		0:36.77
2	5	MEDAL Pietro Romeo	1	63.8 1800m	0:11.63 800m	0:36.87 [1] (0:11.83)	0:25.04 [2] (0:12.29)	0:12.75 [2] (0:12.75)	0.07L		0:36.87 -6
3	4	SECRET LOCATION Scott Sheargold	3	64.2 800m	0:11.50 800m	0:36.30 [8] (0:11.73)	0:24.57 [8] (0:12.15)	0:12.42 [7] (0:12.42)	1.81L		0:36.30 -2
4	8	CENTRAL PARK Adrian Layt	9	65.3 800m	0:11.44 800m	0:36.61 [7] (0:11.72)	0:24.89 [6] (0:12.03)	0:12.86 [3] (0:12.86)	2.12L		0:36.61 +3
5	2	HARBELLE Ryan Wiggins	2	63.6 1800m	0:11.75 800m	0:37.66 [2] (0:11.96)	0:25.70 [3] (0:12.60)	0:13.10 [6] (0:13.10)	5.07L		0:37.66 -5
6	6	VANCOUVER BAY Ron Stewart	11	63.8 600m	0:11.57 800m	0:37.59 [5] (0:11.80)	0:25.79 [5] (0:12.30)	0:13.49 [4] (0:13.49)	6.71L		0:37.59 +5
7	3	PESHWA Shannon Apthorpe	7	63.9 Overall	0:11.62 800m	0:37.47 [6] (0:11.89)	0:25.58 [7] (0:12.39)	0:13.19 [8] (0:13.19)	7L		0:37.47 -4
8	9	PRINCE AKEEM Lacey Morrison	5	64.7 1800m	0:11.74 800m	0:37.84 [4] (0:11.74)	0:26.10 [4] (0:12.50)	0:13.60 [5] (0:13.60)	7.67L		0:37.84 -6
9	11	TWENTY THREE WALL Denicious Smith	4	64.6 800m	0:11.45 800m	0:37.63 [10] (0:11.87)	0:25.76 [9] (0:12.53)	0:13.23 [10] (0:13.23)	9.77L		0:37.63 +3
10	7	BRAVIO Justin Stanley	10	64.5 800m	0:11.44 800m	0:37.42 [11] (0:11.74)	0:25.68 [10] (0:12.21)	0:13.47 [9] (0:13.47)	9.83L		0:37.42 +3

[] Ranking at each section and finish
 -:-:- No data available at this section
 NA No data available

SCN Saddle cloth number
 DNF Did not finish
 DNT Did not track



Townsville QLD Professional
Race 2: LEXUS OF TOWNSVILLE UP & COMING STAYERS BENCHMARK
65 Handicap - 2000m
03 August 2024 - 13:05



Track Rating: Soft 5, Weather: Fine, Rail Position: True

Section		600m	400m	200m				Last 600m		
Field Times		0:36.85 (0:11.77)	0:25.08 (0:12.34)	0:12.74 (0:12.74)				0:36.85		
Rank	TAB Horse/Jockey	Barrier	Top Speed [km/h]	Fastest Section	Margin			Distance Travelled [m]		
11	10 FRIJOLES	6	63.7	0:11.58	0:38.21 [9]	0:26.11 [11]	0:13.38 [11]	13.13L	0:38.21	-11
	Jackson Murphy		1800m	800m	(0:12.10)	(0:12.73)	(0:13.38)			

[] Ranking at each section and finish
 -:-:-:- No data available at this section
 NA No data available

SCN Saddle cloth number
 DNF Did not finish
 DNT Did not track



Horse/Jockey Name	Tropic Sands
Final Rank	1
Fastest Section Time (Section)	0:11.53 (800m)
Top Speed [km/h] (Section)	64.3 (Overall)
Race State	Finished



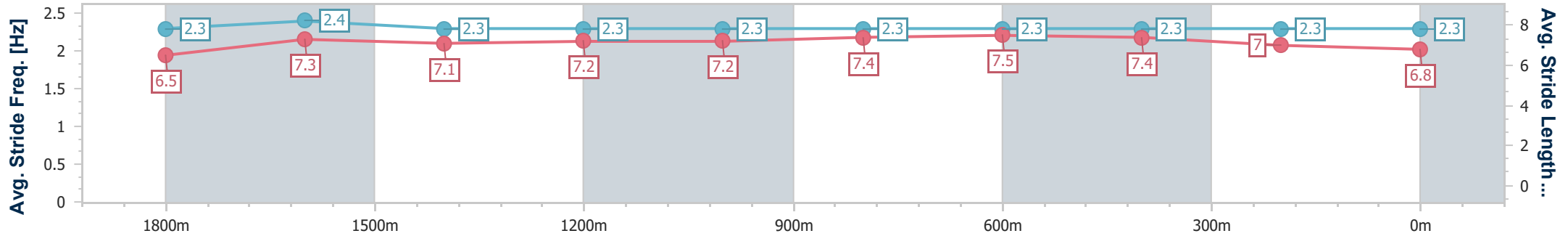
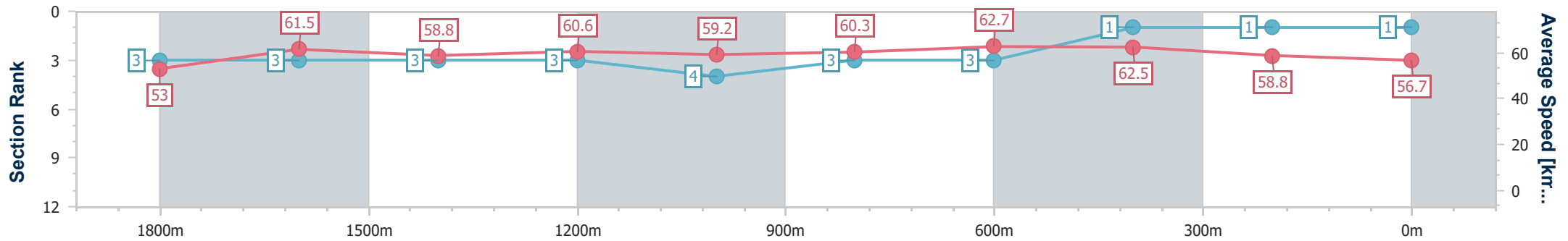
Townsville QLD Professional
Race 2: LEXUS OF TOWNVILLE UP & COMING STAYERS
BENCHMARK 65 Handicap - 2000m



03 August 2024 - 13:05

Track Rating: Soft 5, Weather: Fine, Rail Position: True

Section	Overall	1800m	1600m	1400m	1200m	1000m	800m	600m	400m	200m
Section Times	2:02.60 [1] (0:13.60)	1:49.00 [3] (0:11.97)	1:37.03 [3] (0:12.62)	1:24.41 [3] (0:11.95)	1:12.46 [3] (0:12.17)	1:00.29 [4] (0:11.99)	0:48.30 [3] (0:11.53)	0:36.77 [3] (0:11.69)	0:25.08 [1] (0:12.34)	0:12.74 [1] (0:12.74)
Average Speed [km/h]	53.0	61.5	58.8	60.6	59.2	60.3	62.7	62.5	58.8	56.7
Top Speed [km/h]	64.3	63.8	60.8	61.4	59.7	62.4	63.7	63.9	60.9	58.2
Avg. Dist. to Rail [m]	12.7	5.6	4.3	2.2	2.3	0.8	0.6	3.3	5.2	5.2
Avg. Stride Freq. [Hz]	2.3	2.4	2.3	2.3	2.3	2.3	2.3	2.3	2.3	2.3
Avg. Stride Length [m]	6.5	7.3	7.1	7.2	7.2	7.4	7.5	7.4	7.0	6.8



- [] Ranking at each section and finish
- .-.- No data available at this section
- NA No data available



Horse/Jockey Name	Medal
Final Rank	2
Fastest Section Time (Section)	0:11.63 (800m)
Top Speed [km/h] (Section)	63.8 (1800m)
Race State	Finished



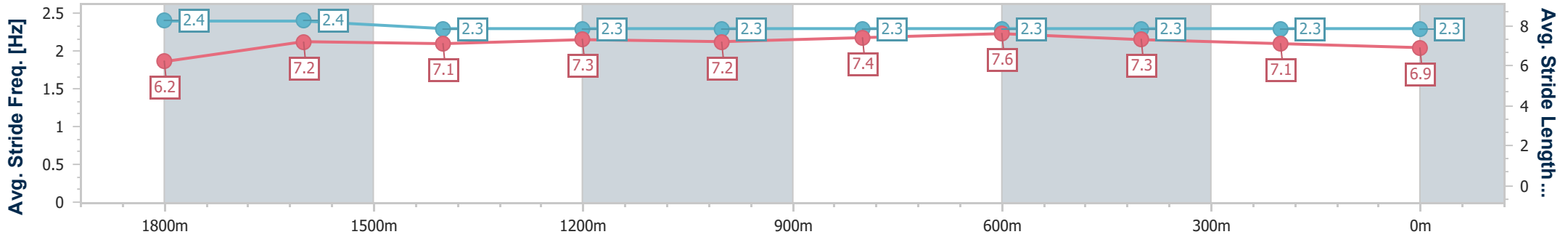
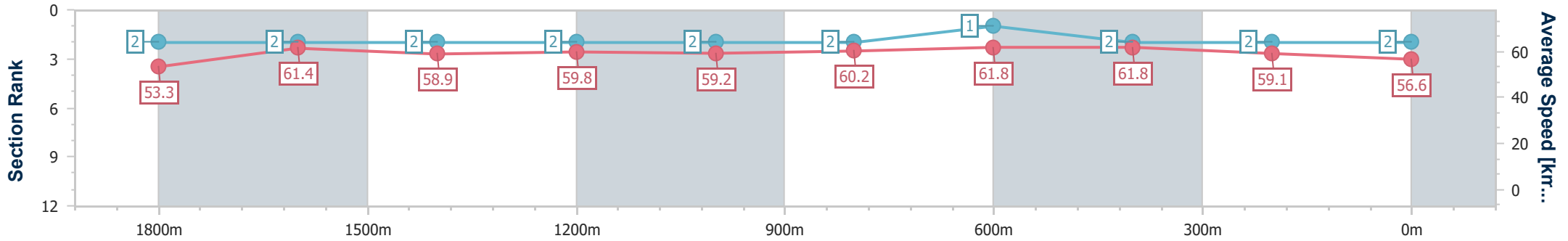
Townsville QLD Professional
 Race 2: LEXUS OF TOWNSVILLE UP & COMING STAYERS
 BENCHMARK 65 Handicap - 2000m



03 August 2024 - 13:05

Track Rating: Soft 5, Weather: Fine, Rail Position: True

Section	Overall	1800m	1600m	1400m	1200m	1000m	800m	600m	400m	200m
Section Times	2:02.62 [2] (0:13.52)	1:49.10 [2] (0:11.87)	1:37.23 [2] (0:12.46)	1:24.77 [2] (0:12.12)	1:12.65 [2] (0:12.18)	1:00.47 [2] (0:11.97)	0:48.50 [2] (0:11.63)	0:36.87 [1] (0:11.83)	0:25.04 [2] (0:12.29)	0:12.75 [2] (0:12.75)
Average Speed [km/h]	53.3	61.4	58.9	59.8	59.2	60.2	61.8	61.8	59.1	56.6
Top Speed [km/h]	63.7	63.8	60.7	60.7	60.1	61.6	63.7	63.7	60.7	58.3
Avg. Dist. to Rail [m]	5.2	3.3	2.8	2.3	2.1	0.6	0.6	3.1	4.0	3.2
Avg. Stride Freq. [Hz]	2.4	2.4	2.3	2.3	2.3	2.3	2.3	2.3	2.3	2.3
Avg. Stride Length [m]	6.2	7.2	7.1	7.3	7.2	7.4	7.6	7.3	7.1	6.9



- [] Ranking at each section and finish
- .-.- No data available at this section
- NA No data available



Horse/Jockey Name	Secret Location
Final Rank	3
Fastest Section Time (Section)	0:11.50 (800m)
Top Speed [km/h] (Section)	64.2 (800m)
Race State	Finished



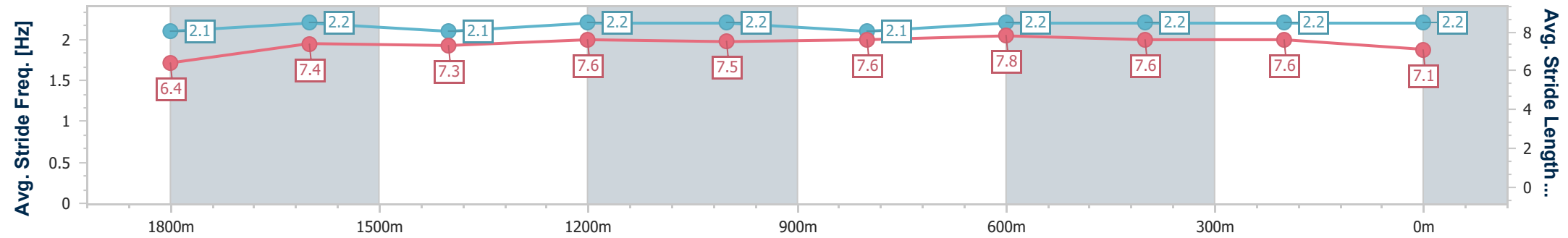
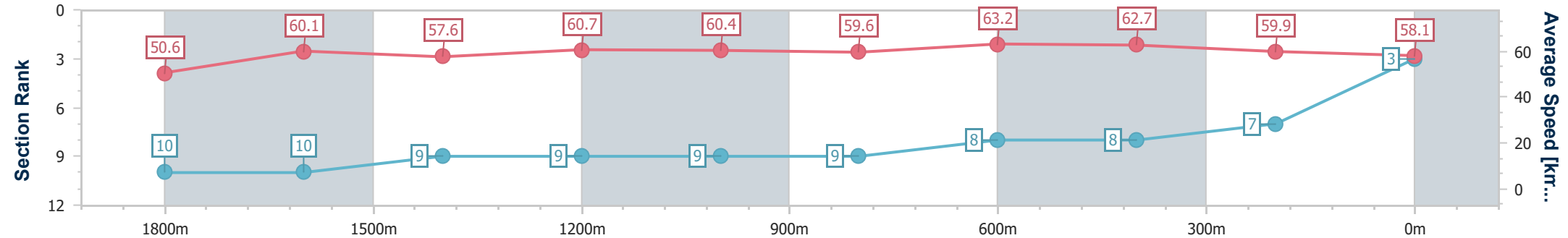
Townsville QLD Professional
Race 2: LEXUS OF TOWNSVILLE UP & COMING STAYERS
BENCHMARK 65 Handicap - 2000m

03 August 2024 - 13:05

Track Rating: Soft 5, Weather: Fine, Rail Position: True



Section	Overall	1800m	1600m	1400m	1200m	1000m	800m	600m	400m	200m
Section Times	2:02.91 [3] (0:14.24)	1:48.67 [10] (0:12.16)	1:36.51 [10] (0:12.75)	1:23.76 [9] (0:11.89)	1:11.87 [9] (0:11.94)	0:59.93 [9] (0:12.13)	0:47.80 [9] (0:11.50)	0:36.30 [8] (0:11.73)	0:24.57 [8] (0:12.15)	0:12.42 [7] (0:12.42)
Average Speed [km/h]	50.6	60.1	57.6	60.7	60.4	59.6	63.2	62.7	59.9	58.1
Top Speed [km/h]	62.4	63.0	59.0	62.0	62.0	61.5	64.2	63.9	60.6	59.3
Avg. Dist. to Rail [m]	7.7	4.0	2.7	1.3	0.9	0.9	2.0	4.0	6.1	8.7
Avg. Stride Freq. [Hz]	2.1	2.2	2.1	2.2	2.2	2.1	2.2	2.2	2.2	2.2
Avg. Stride Length [m]	6.4	7.4	7.3	7.6	7.5	7.6	7.8	7.6	7.6	7.1



- [] Ranking at each section and finish
- .-.- No data available at this section
- NA No data available



Horse/Jockey Name	Central Park
Final Rank	4
Fastest Section Time (Section)	0:11.44 (800m)
Top Speed [km/h] (Section)	65.3 (800m)
Race State	Finished



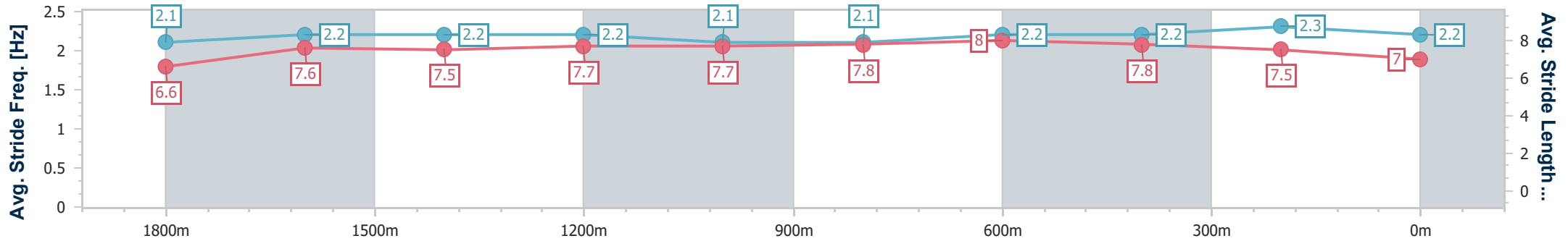
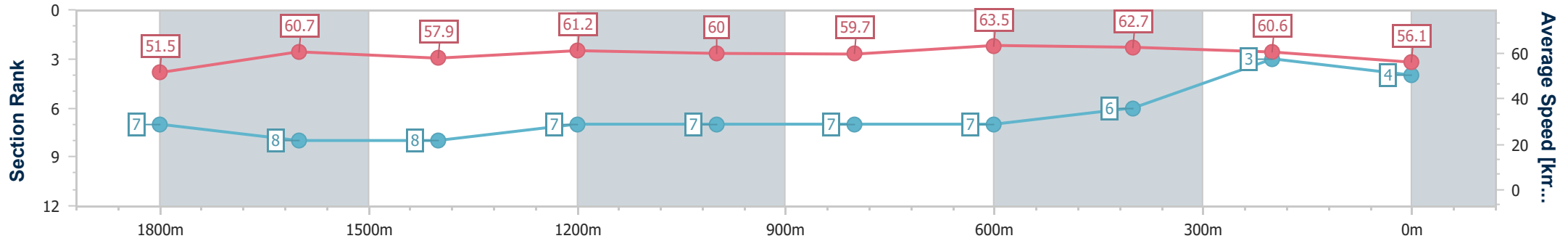
Townsville QLD Professional
Race 2: LEXUS OF TOWNSVILLE UP & COMING STAYERS
BENCHMARK 65 Handicap - 2000m



03 August 2024 - 13:05

Track Rating: Soft 5, Weather: Fine, Rail Position: True

Section	Overall	1800m	1600m	1400m	1200m	1000m	800m	600m	400m	200m
Section Times	2:02.96 [4] (0:14.02)	1:48.94 [7] (0:12.06)	1:36.88 [8] (0:12.74)	1:24.14 [8] (0:11.91)	1:12.23 [7] (0:12.02)	1:00.21 [7] (0:12.16)	0:48.05 [7] (0:11.44)	0:36.61 [7] (0:11.72)	0:24.89 [6] (0:12.03)	0:12.86 [3] (0:12.86)
Average Speed [km/h]	51.5	60.7	57.9	61.2	60.0	59.7	63.5	62.7	60.6	56.1
Top Speed [km/h]	63.9	63.8	59.7	62.0	61.9	62.7	65.3	63.7	62.1	58.5
Avg. Dist. to Rail [m]	12.0	4.3	3.7	3.6	3.0	2.0	1.6	4.2	6.9	7.7
Avg. Stride Freq. [Hz]	2.1	2.2	2.2	2.2	2.1	2.1	2.2	2.2	2.3	2.2
Avg. Stride Length [m]	6.6	7.6	7.5	7.7	7.7	7.8	8.0	7.8	7.5	7.0



- [] Ranking at each section and finish
- .-.- No data available at this section
- NA No data available



Horse/Jockey Name	Harbelle
Final Rank	5
Fastest Section Time (Section)	0:11.75 (800m)
Top Speed [km/h] (Section)	63.6 (1800m)
Race State	Finished



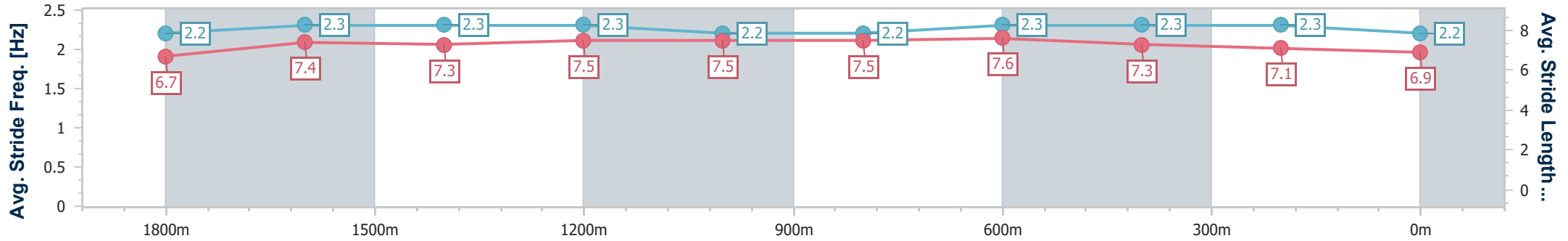
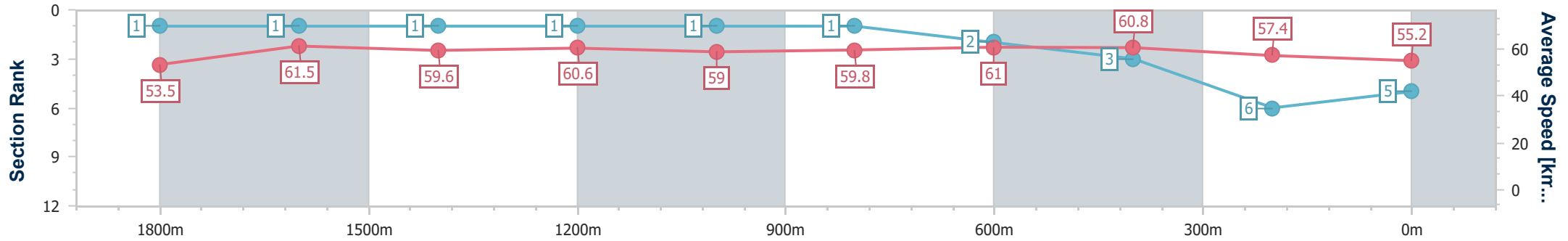
Townsville QLD Professional
Race 2: LEXUS OF TOWNVILLE UP & COMING STAYERS
BENCHMARK 65 Handicap - 2000m

03 August 2024 - 13:05

Track Rating: Soft 5, Weather: Fine, Rail Position: True



Section	Overall	1800m	1600m	1400m	1200m	1000m	800m	600m	400m	200m
Section Times	2:03.46 [5] (0:13.48)	1:49.98 [1] (0:11.91)	1:38.07 [1] (0:12.39)	1:25.68 [1] (0:11.97)	1:13.71 [1] (0:12.22)	1:01.49 [1] (0:12.08)	0:49.41 [1] (0:11.75)	0:37.66 [2] (0:11.96)	0:25.70 [3] (0:12.60)	0:13.10 [6] (0:13.10)
Average Speed [km/h]	53.5	61.5	59.6	60.6	59.0	59.8	61.0	60.8	57.4	55.2
Top Speed [km/h]	63.6	63.6	61.4	61.3	59.8	61.0	62.2	62.4	59.2	56.8
Avg. Dist. to Rail [m]	7.6	4.8	3.7	2.8	2.3	0.8	0.6	1.5	4.0	4.3
Avg. Stride Freq. [Hz]	2.2	2.3	2.3	2.3	2.2	2.2	2.3	2.3	2.3	2.2
Avg. Stride Length [m]	6.7	7.4	7.3	7.5	7.5	7.5	7.6	7.3	7.1	6.9



- [] Ranking at each section and finish
- .-.- No data available at this section
- NA No data available



Horse/Jockey Name	Vancouver Bay
Final Rank	6
Fastest Section Time (Section)	0:11.57 (800m)
Top Speed [km/h] (Section)	63.8 (600m)
Race State	Finished



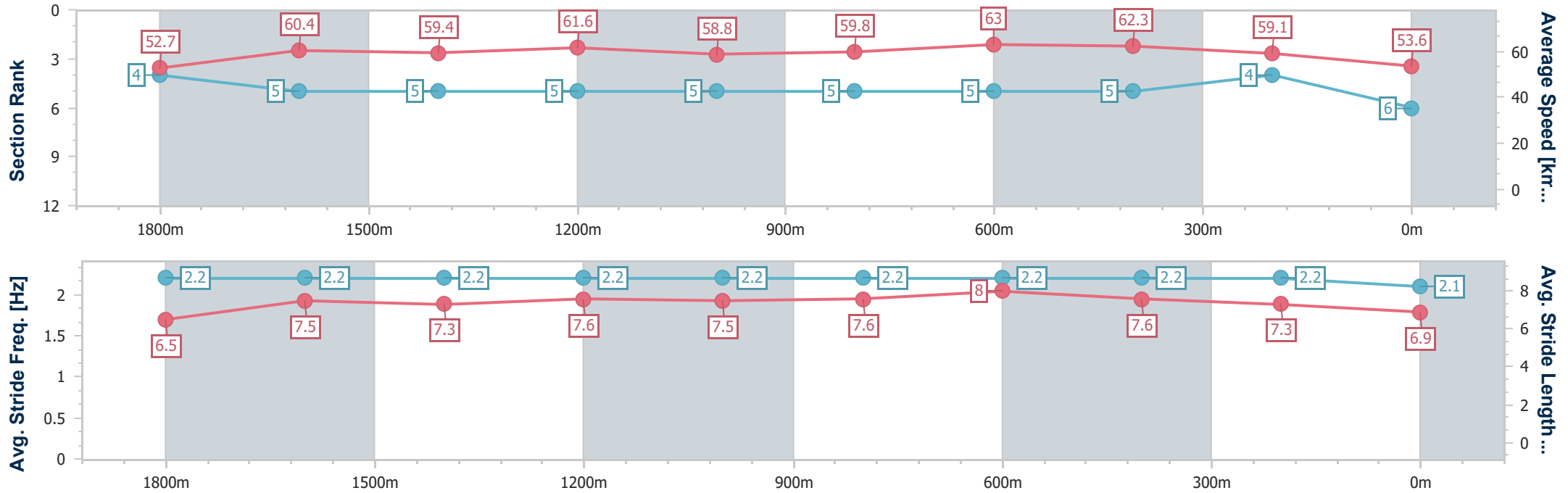
Townsville QLD Professional
Race 2: LEXUS OF TOWNVILLE UP & COMING STAYERS
BENCHMARK 65 Handicap - 2000m



03 August 2024 - 13:05

Track Rating: Soft 5, Weather: Fine, Rail Position: True

Section	Overall	1800m	1600m	1400m	1200m	1000m	800m	600m	400m	200m
Section Times	2:03.74 [6] (0:13.67)	1:50.07 [4] (0:12.20)	1:37.87 [5] (0:12.53)	1:25.34 [5] (0:11.79)	1:13.55 [5] (0:12.25)	1:01.30 [5] (0:12.14)	0:49.16 [5] (0:11.57)	0:37.59 [5] (0:11.80)	0:25.79 [5] (0:12.30)	0:13.49 [4] (0:13.49)
Average Speed [km/h]	52.7	60.4	59.4	61.6	58.8	59.8	63.0	62.3	59.1	53.6
Top Speed [km/h]	62.3	62.5	62.2	62.5	59.4	62.7	63.8	63.8	60.7	56.1
Avg. Dist. to Rail [m]	15.6	6.7	4.7	2.9	2.3	1.8	2.2	4.4	5.8	6.9
Avg. Stride Freq. [Hz]	2.2	2.2	2.2	2.2	2.2	2.2	2.2	2.2	2.2	2.1
Avg. Stride Length [m]	6.5	7.5	7.3	7.6	7.5	7.6	8.0	7.6	7.3	6.9



- [] Ranking at each section and finish
- .-.- No data available at this section
- NA No data available



Horse/Jockey Name	Peshwa
Final Rank	7
Fastest Section Time (Section)	0:11.62 (800m)
Top Speed [km/h] (Section)	63.9 (Overall)
Race State	Finished



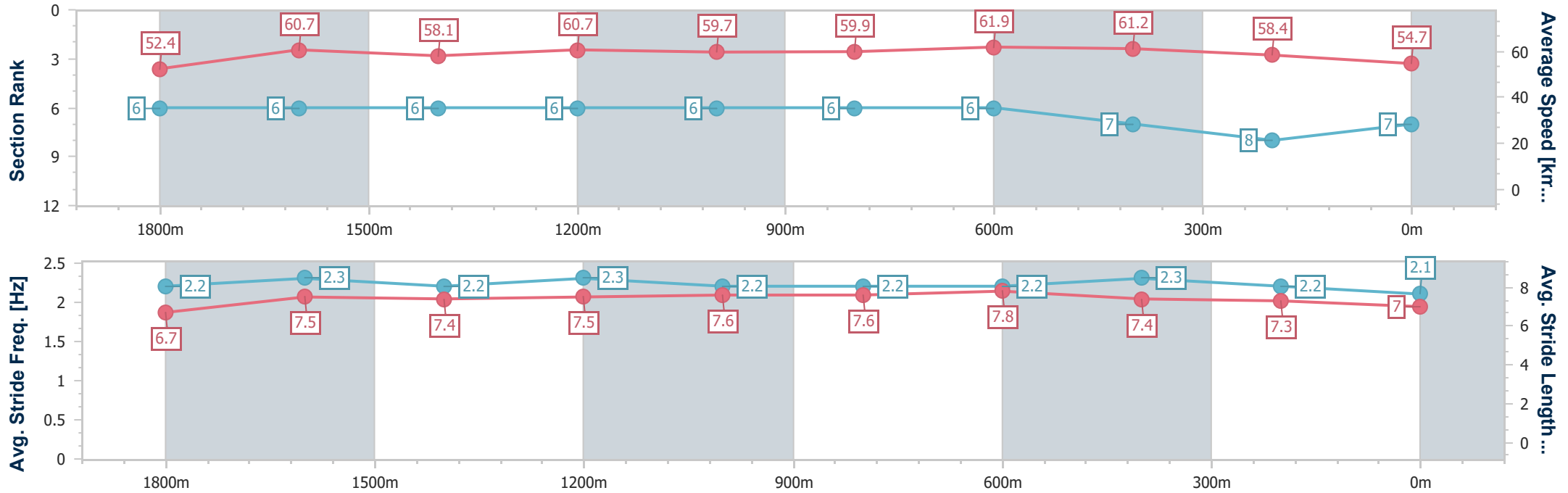
Townsville QLD Professional
Race 2: LEXUS OF TOWNSVILLE UP & COMING STAYERS
BENCHMARK 65 Handicap - 2000m



03 August 2024 - 13:05

Track Rating: Soft 5, Weather: Fine, Rail Position: True

Section	Overall	1800m	1600m	1400m	1200m	1000m	800m	600m	400m	200m
Section Times	2:03.79 [7] (0:13.76)	1:50.03 [6] (0:12.11)	1:37.92 [6] (0:12.70)	1:25.22 [6] (0:12.00)	1:13.22 [6] (0:12.09)	1:01.13 [6] (0:12.04)	0:49.09 [6] (0:11.62)	0:37.47 [6] (0:11.89)	0:25.58 [7] (0:12.39)	0:13.19 [8] (0:13.19)
Average Speed [km/h]	52.4	60.7	58.1	60.7	59.7	59.9	61.9	61.2	58.4	54.7
Top Speed [km/h]	63.9	63.8	60.7	62.2	60.6	63.4	63.6	62.3	59.9	57.4
Avg. Dist. to Rail [m]	11.6	5.0	3.7	3.3	2.1	0.7	0.6	1.8	3.3	7.3
Avg. Stride Freq. [Hz]	2.2	2.3	2.2	2.3	2.2	2.2	2.2	2.3	2.2	2.1
Avg. Stride Length [m]	6.7	7.5	7.4	7.5	7.6	7.6	7.8	7.4	7.3	7.0



- [] Ranking at each section and finish
- .-.- No data available at this section
- NA No data available



Horse/Jockey Name	Prince Akeem
Final Rank	8
Fastest Section Time (Section)	0:11.74 (800m)
Top Speed [km/h] (Section)	64.7 (1800m)
Race State	Finished



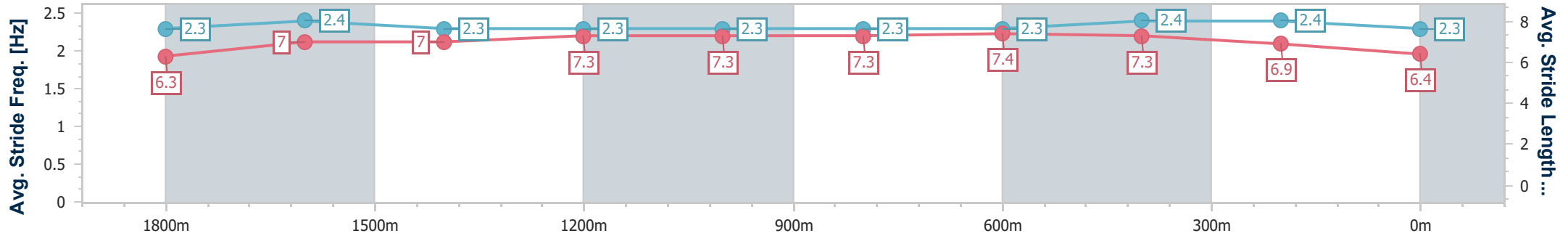
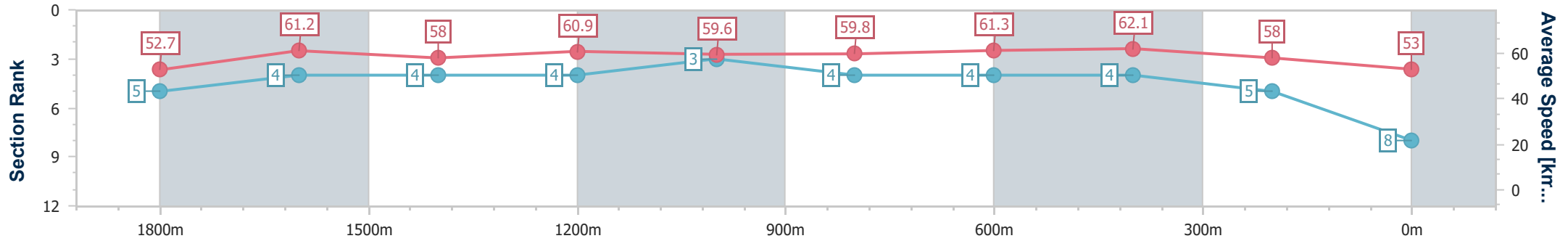
Townsville QLD Professional
Race 2: LEXUS OF TOWNSVILLE UP & COMING STAYERS
BENCHMARK 65 Handicap - 2000m



03 August 2024 - 13:05

Track Rating: Soft 5, Weather: Fine, Rail Position: True

Section	Overall	1800m	1600m	1400m	1200m	1000m	800m	600m	400m	200m
Section Times	2:03.91 [8] (0:13.69)	1:50.22 [5] (0:11.96)	1:38.26 [4] (0:12.67)	1:25.59 [4] (0:11.87)	1:13.72 [4] (0:12.10)	1:01.62 [3] (0:12.04)	0:49.58 [4] (0:11.74)	0:37.84 [4] (0:11.74)	0:26.10 [4] (0:12.50)	0:13.60 [5] (0:13.60)
Average Speed [km/h]	52.7	61.2	58.0	60.9	59.6	59.8	61.3	62.1	58.0	53.0
Top Speed [km/h]	64.6	64.7	61.4	61.4	60.9	61.7	62.3	63.9	60.3	56.0
Avg. Dist. to Rail [m]	9.0	4.1	2.9	1.2	1.2	0.4	0.3	2.5	4.6	5.2
Avg. Stride Freq. [Hz]	2.3	2.4	2.3	2.3	2.3	2.3	2.3	2.4	2.4	2.3
Avg. Stride Length [m]	6.3	7.0	7.0	7.3	7.3	7.3	7.4	7.3	6.9	6.4



- [] Ranking at each section and finish
- .-.- No data available at this section
- NA No data available



Horse/Jockey Name	Twenty Three Wall
Final Rank	9
Fastest Section Time (Section)	0:11.45 (800m)
Top Speed [km/h] (Section)	64.6 (800m)
Race State	Finished



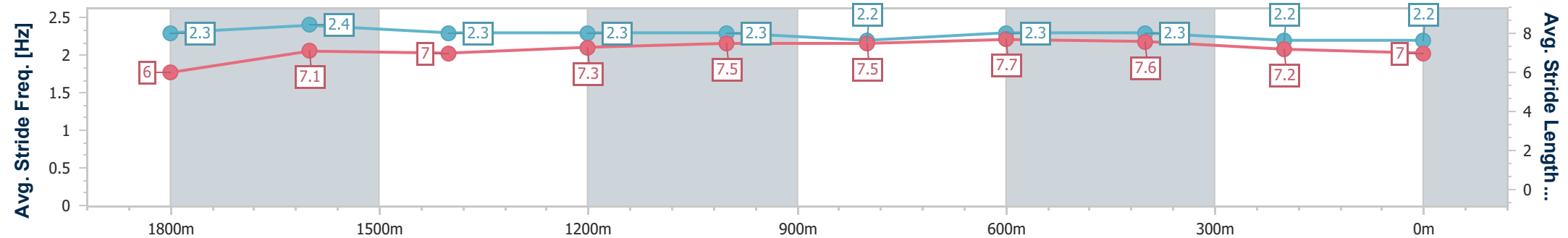
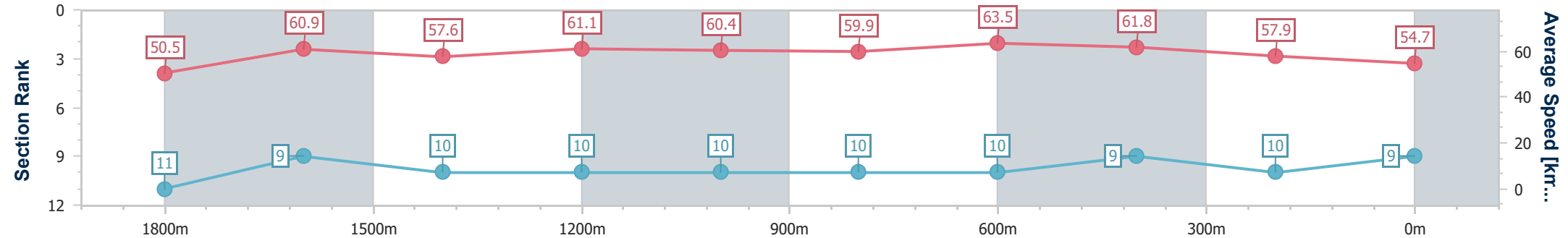
Townsville QLD Professional
 Race 2: LEXUS OF TOWNSVILLE UP & COMING STAYERS
 BENCHMARK 65 Handicap - 2000m



03 August 2024 - 13:05

Track Rating: Soft 5, Weather: Fine, Rail Position: True

Section	Overall	1800m	1600m	1400m	1200m	1000m	800m	600m	400m	200m
Section Times	2:04.26 [9] (0:14.25)	1:50.01 [11] (0:12.09)	1:37.92 [9] (0:12.89)	1:25.03 [10] (0:11.89)	1:13.14 [10] (0:11.94)	1:01.20 [10] (0:12.12)	0:49.08 [10] (0:11.45)	0:37.63 [10] (0:11.87)	0:25.76 [9] (0:12.53)	0:13.23 [10] (0:13.23)
Average Speed [km/h]	50.5	60.9	57.6	61.1	60.4	59.9	63.5	61.8	57.9	54.7
Top Speed [km/h]	63.0	63.6	60.2	62.7	63.1	62.3	64.6	63.2	60.1	55.8
Avg. Dist. to Rail [m]	7.9	5.2	4.4	2.7	2.2	1.5	2.1	3.8	4.8	5.6
Avg. Stride Freq. [Hz]	2.3	2.4	2.3	2.3	2.3	2.2	2.3	2.3	2.2	2.2
Avg. Stride Length [m]	6.0	7.1	7.0	7.3	7.5	7.5	7.7	7.6	7.2	7.0



- [] Ranking at each section and finish
- .-.- No data available at this section
- NA No data available



Horse/Jockey Name	Bravio
Final Rank	10
Fastest Section Time (Section)	0:11.44 (800m)
Top Speed [km/h] (Section)	64.5 (800m)
Race State	Finished



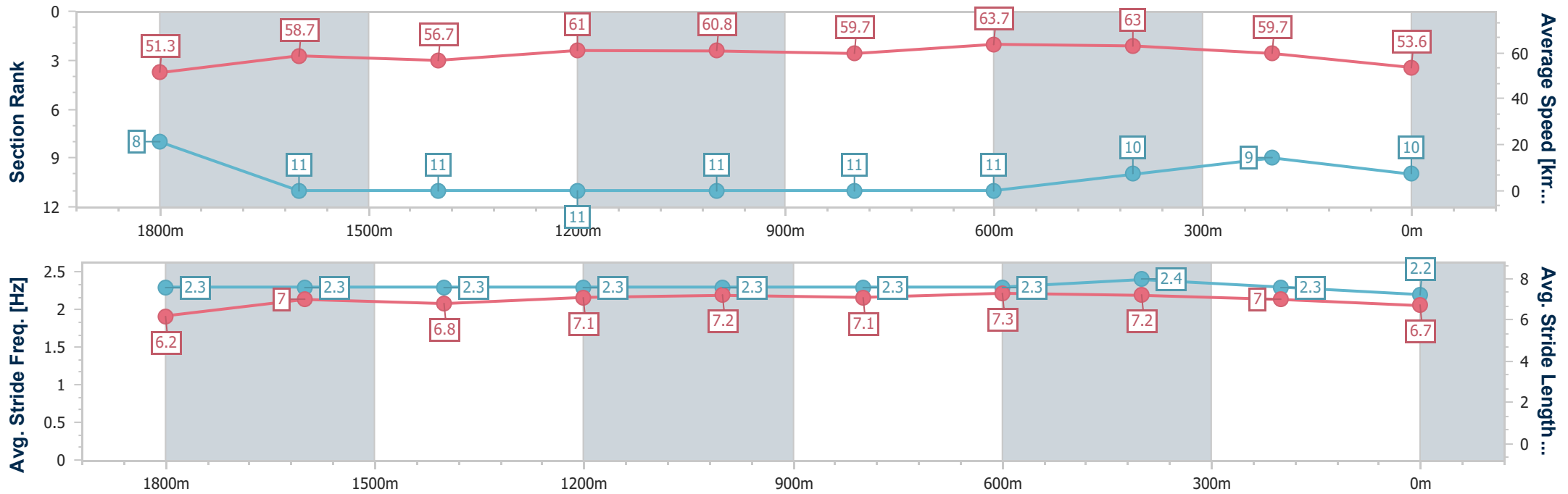
Townsville QLD Professional
Race 2: LEXUS OF TOWNSVILLE UP & COMING STAYERS
BENCHMARK 65 Handicap - 2000m



03 August 2024 - 13:05

Track Rating: Soft 5, Weather: Fine, Rail Position: True

Section	Overall	1800m	1600m	1400m	1200m	1000m	800m	600m	400m	200m
Section Times	2:04.27 [10] (0:14.07)	1:50.20 [8] (0:12.53)	1:37.67 [11] (0:12.98)	1:24.69 [11] (0:11.85)	1:12.84 [11] (0:11.84)	1:01.00 [11] (0:12.14)	0:48.86 [11] (0:11.44)	0:37.42 [11] (0:11.74)	0:25.68 [10] (0:12.21)	0:13.47 [9] (0:13.47)
Average Speed [km/h]	51.3	58.7	56.7	61.0	60.8	59.7	63.7	63.0	59.7	53.6
Top Speed [km/h]	62.6	61.8	59.9	62.4	62.4	61.7	64.5	63.9	61.9	56.2
Avg. Dist. to Rail [m]	14.4	6.0	3.0	1.4	1.6	1.5	2.3	5.6	7.2	9.4
Avg. Stride Freq. [Hz]	2.3	2.3	2.3	2.3	2.3	2.3	2.3	2.4	2.3	2.2
Avg. Stride Length [m]	6.2	7.0	6.8	7.1	7.2	7.1	7.3	7.2	7.0	6.7



- [] Ranking at each section and finish
- .-.- No data available at this section
- NA No data available



Horse/Jockey Name	Frijoles
Final Rank	11
Fastest Section Time (Section)	0:11.58 (800m)
Top Speed [km/h] (Section)	63.7 (1800m)
Race State	Finished



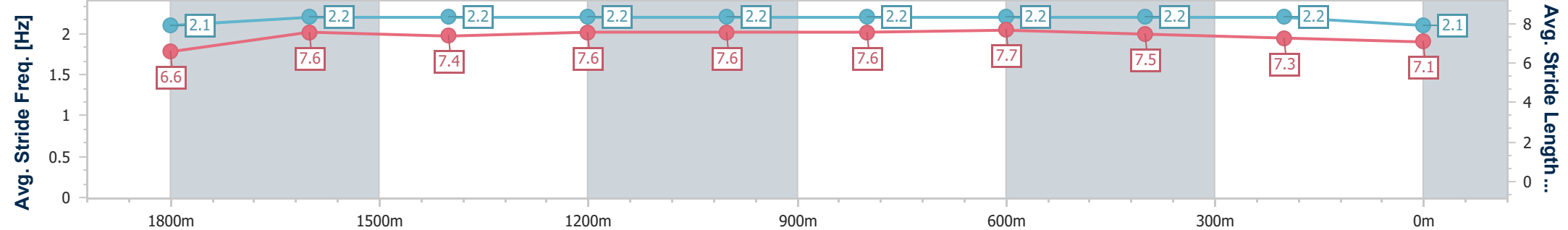
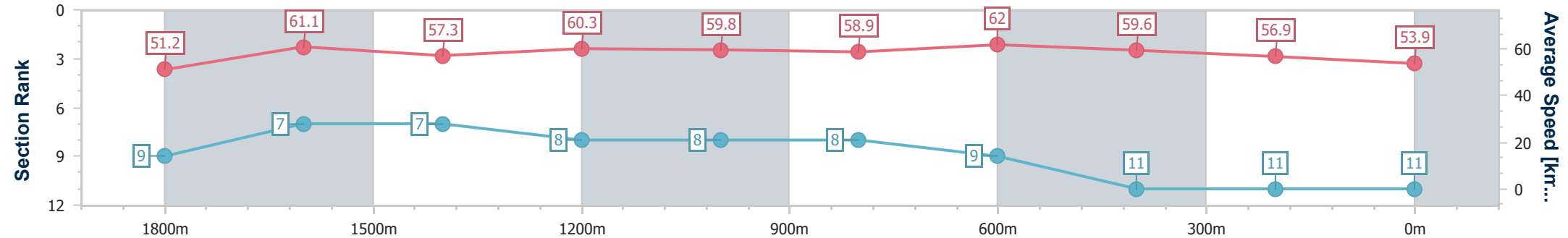
Townsville QLD Professional
Race 2: LEXUS OF TOWNSVILLE UP & COMING STAYERS
BENCHMARK 65 Handicap - 2000m

03 August 2024 - 13:05

Track Rating: Soft 5, Weather: Fine, Rail Position: True



Section	Overall	1800m	1600m	1400m	1200m	1000m	800m	600m	400m	200m
Section Times	2:04.84 [11] (0:14.09)	1:50.75 [9] (0:11.86)	1:38.89 [7] (0:12.77)	1:26.12 [7] (0:12.05)	1:14.07 [8] (0:12.05)	1:02.02 [8] (0:12.23)	0:49.79 [8] (0:11.58)	0:38.21 [9] (0:12.10)	0:26.11 [11] (0:12.73)	0:13.38 [11] (0:13.38)
Average Speed [km/h]	51.2	61.1	57.3	60.3	59.8	58.9	62.0	59.6	56.9	53.9
Top Speed [km/h]	63.2	63.7	58.8	61.6	61.6	60.8	62.9	61.7	57.7	56.4
Avg. Dist. to Rail [m]	7.6	1.9	2.5	2.4	1.8	0.7	1.0	0.9	4.8	7.3
Avg. Stride Freq. [Hz]	2.1	2.2	2.2	2.2	2.2	2.2	2.2	2.2	2.2	2.1
Avg. Stride Length [m]	6.6	7.6	7.4	7.6	7.6	7.6	7.7	7.5	7.3	7.1



- [] Ranking at each section and finish
- .-.- No data available at this section
- NA No data available



Townsville QLD Professional

Race 3: HJ CONSTRUCTIONS BENCHMARK 55 Handicap - 1000m

03 August 2024 - 13:41



Track Rating: Soft 5, Weather: Fine, Rail Position: True

Section											Last 600m		
Field Times		Overall	800m	600m	400m	200m						0:33.97	
		(0:12.77)	(0:10.05)	(0:10.81)	(0:11.44)	(0:11.72)							
Rank	TAB	Horse/Jockey	Barrier	Top Speed [km/h]	Fastest Section							Margin	Distance Travelled [m]
1	3	RUSSIAN MINT Justin Stanley	12	72.2 600m	0:10.13 800m	0:56.79 [1] (0:13.49)	0:43.30 [12] (0:10.13)	0:33.17 [11] (0:10.55)	0:22.62 [9] (0:10.97)	0:11.65 [4] (0:11.65)	0:56.79	0:33.17	
2	13	RUGGED ROY Denicious Smith	4	71.2 600m	0:10.10 800m	0:56.83 [2] (0:13.13)	0:43.70 [8] (0:10.10)	0:33.60 [8] (0:10.77)	0:22.83 [7] (0:11.13)	0:11.70 [3] (0:11.70)	0.21L	0:33.60	-3
3	11	SERAFIMA Sean Cormack	8	71.4 600m	0:10.23 800m	0:57.20 [3] (0:13.29)	0:43.91 [10] (0:10.23)	0:33.68 [10] (0:10.62)	0:23.06 [8] (0:11.37)	0:11.69 [10] (0:11.69)	2.39L	0:33.68	-3
4	5	WHEY MISCHIEF Ryan Wiggins	7	70.8 600m	0:10.02 800m	0:57.21 [4] (0:12.95)	0:44.26 [4] (0:10.02)	0:34.24 [3] (0:10.75)	0:23.49 [3] (0:11.43)	0:12.06 [5] (0:12.06)	2.49L	0:34.24	-6
5	9	SHERE KHAN Jackson Murphy	3	70.9 600m	0:09.97 800m	0:57.37 [5] (0:12.97)	0:44.40 [6] (0:09.97)	0:34.43 [2] (0:10.77)	0:23.66 [2] (0:11.36)	0:12.30 [2] (0:12.30)	3.44L	0:34.43	-4
6	10	TACTICAL ILLUSION Chelsea Jokic	1	70.3 600m	0:10.29 800m	0:57.41 [6] (0:13.14)	0:44.27 [9] (0:10.29)	0:33.98 [9] (0:10.76)	0:23.22 [10] (0:11.28)	0:11.94 [8] (0:11.94)	3.67L	0:33.98	-8
7	2	HARVESTA Carl Spry	11	70.9 600m	0:10.20 800m	0:57.46 [7] (0:12.95)	0:44.51 [3] (0:10.20)	0:34.31 [6] (0:10.82)	0:23.49 [5] (0:11.35)	0:12.14 [6] (0:12.14)	3.97L	0:34.31	+0
8	6	HE'S ALL POWER Nathan Day	5	69.7 600m	0:10.05 800m	0:57.48 [8] (0:12.77)	0:44.71 [1] (0:10.05)	0:34.66 [1] (0:10.81)	0:23.85 [1] (0:11.44)	0:12.41 [1] (0:12.41)	4.09L	0:34.66	-9
9	12	FLYING MAPLE Ron Stewart	10	70.8 600m	0:10.17 800m	0:57.73 [9] (0:12.87)	0:44.86 [2] (0:10.17)	0:34.69 [4] (0:10.91)	0:23.78 [4] (0:11.43)	0:12.35 [7] (0:12.35)	5.52L	0:34.69	+0
10	4	BEAN WARRIOR Masayuki Abe	9	70.2 Overall	0:10.08 800m	0:57.88 [10] (0:13.03)	0:44.85 [7] (0:10.08)	0:34.77 [5] (0:10.88)	0:23.89 [6] (0:11.50)	0:12.39 [9] (0:12.39)	6.44L	0:34.77	-4

[] Ranking at each section and finish
 -:-:- No data available at this section
 NA No data available

SCN Saddle cloth number
 DNF Did not finish
 DNT Did not track



Townsville QLD Professional

Race 3: HJ CONSTRUCTIONS BENCHMARK 55 Handicap - 1000m

03 August 2024 - 13:41



Track Rating: Soft 5, Weather: Fine, Rail Position: True

Section		Overall	800m	600m	400m	200m	Last 600m					
Field Times		0:56.79 (0:12.77)	0:44.02 (0:10.05)	0:33.97 (0:10.81)	0:23.16 (0:11.44)	0:11.72 (0:11.72)	0:33.97					
Rank	TAB Horse/Jockey	Barrier	Top Speed [km/h]	Fastest Section	Margin					Distance Travelled [m]		
11	7 PROPHETESS Justin Huxtable	2	69.2 600m	0:10.22 800m	0:58.24 [11] (0:12.96)	0:45.28 [5] (0:10.22)	0:35.06 [7] (0:11.06)	0:24.00 [11] (0:11.35)	0:12.65 [11] (0:12.65)	8.56L	0:35.06	-6
12	1 CUBAN AFFAIR Isabella Teh	13	68.4 800m	0:10.58 800m	0:58.37 [12] (0:13.72)	0:44.65 [13] (0:10.58)	0:34.07 [13] (0:11.15)	0:22.92 [13] (0:11.25)	0:11.67 [13] (0:11.67)	9.27L	0:34.07	+0
13	8 MAMA'S MAN Nathan Thomas	6	68.1 600m	0:10.39 800m	0:58.45 [13] (0:13.35)	0:45.10 [11] (0:10.39)	0:34.71 [12] (0:11.09)	0:23.62 [12] (0:11.46)	0:12.16 [12] (0:12.16)	9.77L	0:34.71	-8

[] Ranking at each section and finish
 -:-:-:- No data available at this section
 NA No data available

SCN Saddle cloth number
 DNF Did not finish
 DNT Did not track



Horse/Jockey Name	Russian Mint
Final Rank	1
Fastest Section Time (Section)	0:10.13 (800m)
Top Speed [km/h] (Section)	72.2 (600m)
Race State	Finished



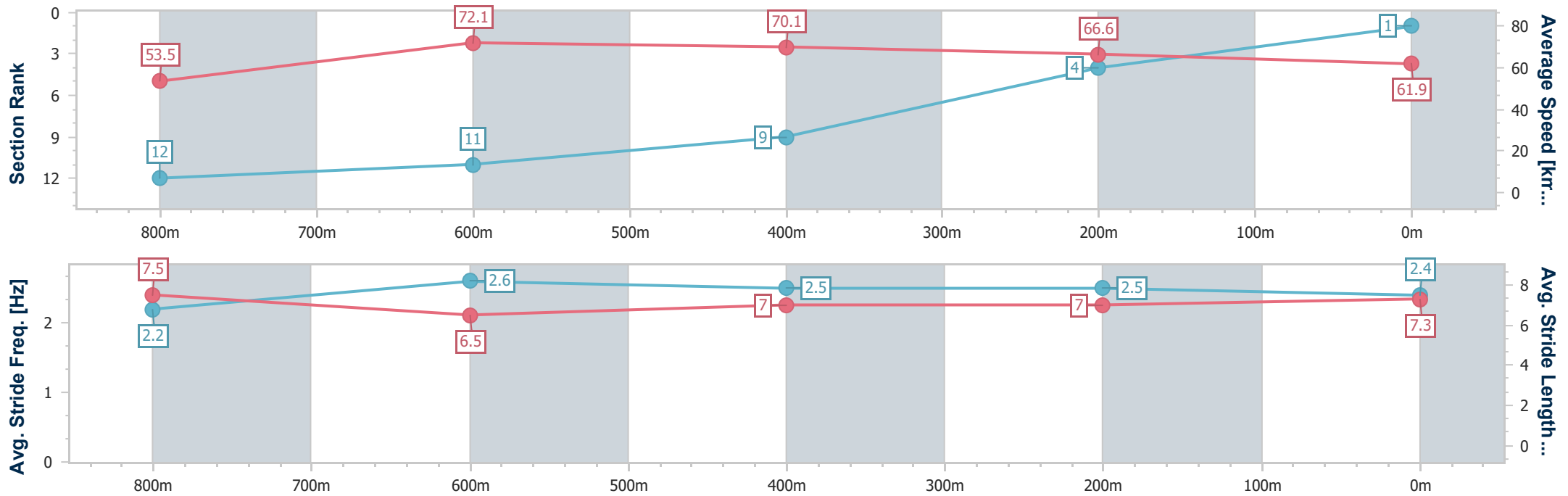
Townsville QLD Professional
Race 3: HJ CONSTRUCTIONS BENCHMARK 55 Handicap - 1000m



03 August 2024 - 13:41

Track Rating: Soft 5, Weather: Fine, Rail Position: True

Section	Overall	800m	600m	400m	200m
Section Times	0:56.79 [1] (0:13.49)	0:43.30 [12] (0:10.13)	0:33.17 [11] (0:10.55)	0:22.62 [9] (0:10.97)	0:11.65 [4] (0:11.65)
Average Speed [km/h]	53.5	72.1	70.1	66.6	61.9
Top Speed [km/h]	70.6	69.1	72.2	69.5	64.5
Avg. Dist. to Rail [m]	8.5	3.3	5.5	9.6	10.1
Avg. Stride Freq. [Hz]	2.2	2.6	2.5	2.5	2.4
Avg. Stride Length [m]	7.5	6.5	7.0	7.0	7.3



- [] Ranking at each section and finish
- .-.- No data available at this section
- NA No data available



Horse/Jockey Name	Rugged Roy
Final Rank	2
Fastest Section Time (Section)	0:10.10 (800m)
Top Speed [km/h] (Section)	71.2 (600m)
Race State	Finished



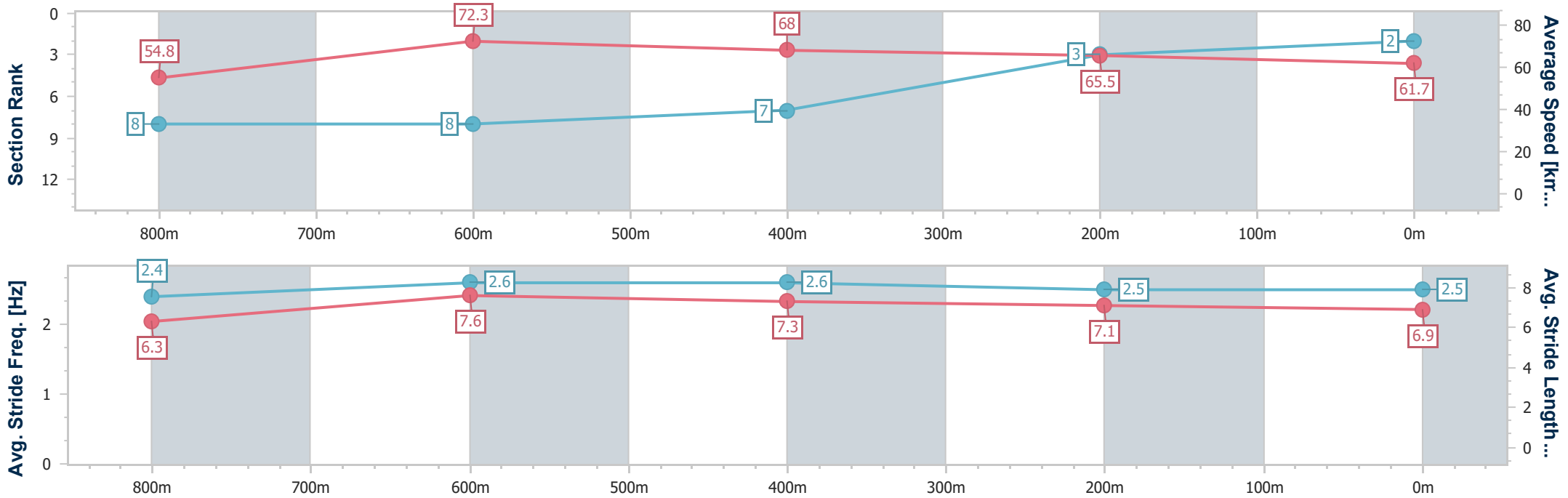
Townsville QLD Professional
Race 3: HJ CONSTRUCTIONS BENCHMARK 55 Handicap - 1000m



03 August 2024 - 13:41

Track Rating: Soft 5, Weather: Fine, Rail Position: True

Section	Overall	800m	600m	400m	200m
Section Times	0:56.83 [2] (0:13.13)	0:43.70 [8] (0:10.10)	0:33.60 [8] (0:10.77)	0:22.83 [7] (0:11.13)	0:11.70 [3] (0:11.70)
Average Speed [km/h]	54.8	72.3	68.0	65.5	61.7
Top Speed [km/h]	69.1	66.6	71.2	66.3	65.7
Avg. Dist. to Rail [m]	6.1	3.4	3.9	7.2	8.4
Avg. Stride Freq. [Hz]	2.4	2.6	2.6	2.5	2.5
Avg. Stride Length [m]	6.3	7.6	7.3	7.1	6.9



- [] Ranking at each section and finish
- .-.- No data available at this section
- NA No data available



Horse/Jockey Name	Serafima
Final Rank	3
Fastest Section Time (Section)	0:10.23 (800m)
Top Speed [km/h] (Section)	71.4 (600m)
Race State	Finished



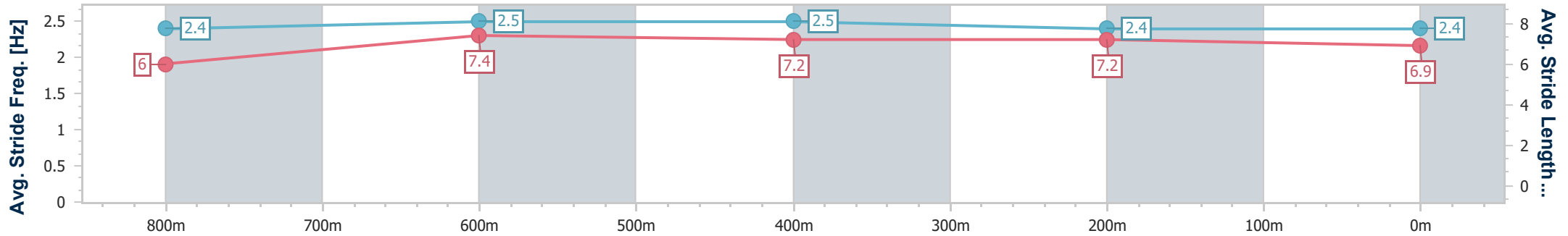
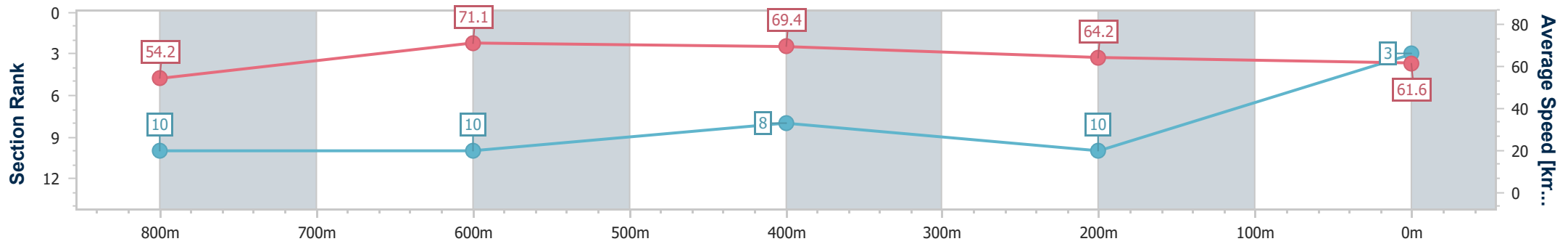
Townsville QLD Professional
Race 3: HJ CONSTRUCTIONS BENCHMARK 55 Handicap - 1000m



03 August 2024 - 13:41

Track Rating: Soft 5, Weather: Fine, Rail Position: True

Section	Overall	800m	600m	400m	200m
Section Times	0:57.20 [3] (0:13.29)	0:43.91 [10] (0:10.23)	0:33.68 [10] (0:10.62)	0:23.06 [8] (0:11.37)	0:11.69 [10] (0:11.69)
Average Speed [km/h]	54.2	71.1	69.4	64.2	61.6
Top Speed [km/h]	65.5	64.8	71.4	67.1	62.6
Avg. Dist. to Rail [m]	8.4	2.8	4.2	8.9	13.0
Avg. Stride Freq. [Hz]	2.4	2.5	2.5	2.4	2.4
Avg. Stride Length [m]	6.0	7.4	7.2	7.2	6.9



- [] Ranking at each section and finish
- .-.- No data available at this section
- NA No data available



Horse/Jockey Name	Whey Mischief
Final Rank	4
Fastest Section Time (Section)	0:10.02 (800m)
Top Speed [km/h] (Section)	70.8 (600m)
Race State	Finished



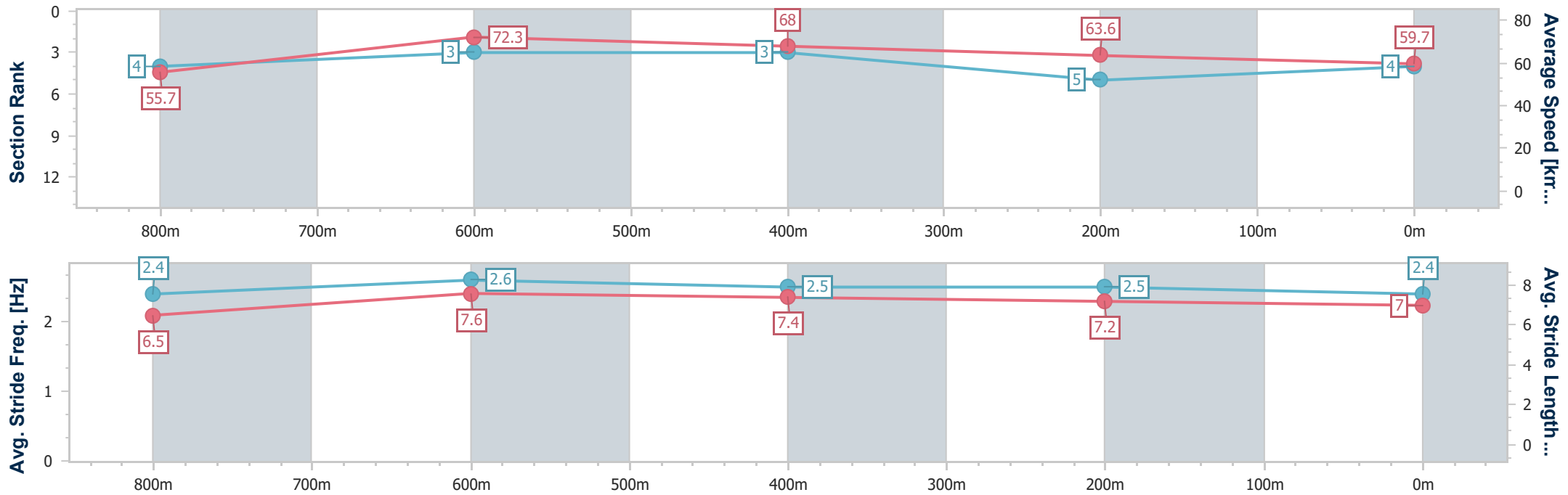
Townsville QLD Professional
Race 3: HJ CONSTRUCTIONS BENCHMARK 55 Handicap - 1000m



03 August 2024 - 13:41

Track Rating: Soft 5, Weather: Fine, Rail Position: True

Section	Overall	800m	600m	400m	200m
Section Times	0:57.21 [4] (0:12.95)	0:44.26 [4] (0:10.02)	0:34.24 [3] (0:10.75)	0:23.49 [3] (0:11.43)	0:12.06 [5] (0:12.06)
Average Speed [km/h]	55.7	72.3	68.0	63.6	59.7
Top Speed [km/h]	68.4	66.2	70.8	64.8	62.7
Avg. Dist. to Rail [m]	7.3	2.3	2.8	6.1	8.4
Avg. Stride Freq. [Hz]	2.4	2.6	2.5	2.5	2.4
Avg. Stride Length [m]	6.5	7.6	7.4	7.2	7.0



- [] Ranking at each section and finish
- .-.- No data available at this section
- NA No data available



Horse/Jockey Name	Shere Khan
Final Rank	5
Fastest Section Time (Section)	0:09.97 (800m)
Top Speed [km/h] (Section)	70.9 (600m)
Race State	Finished



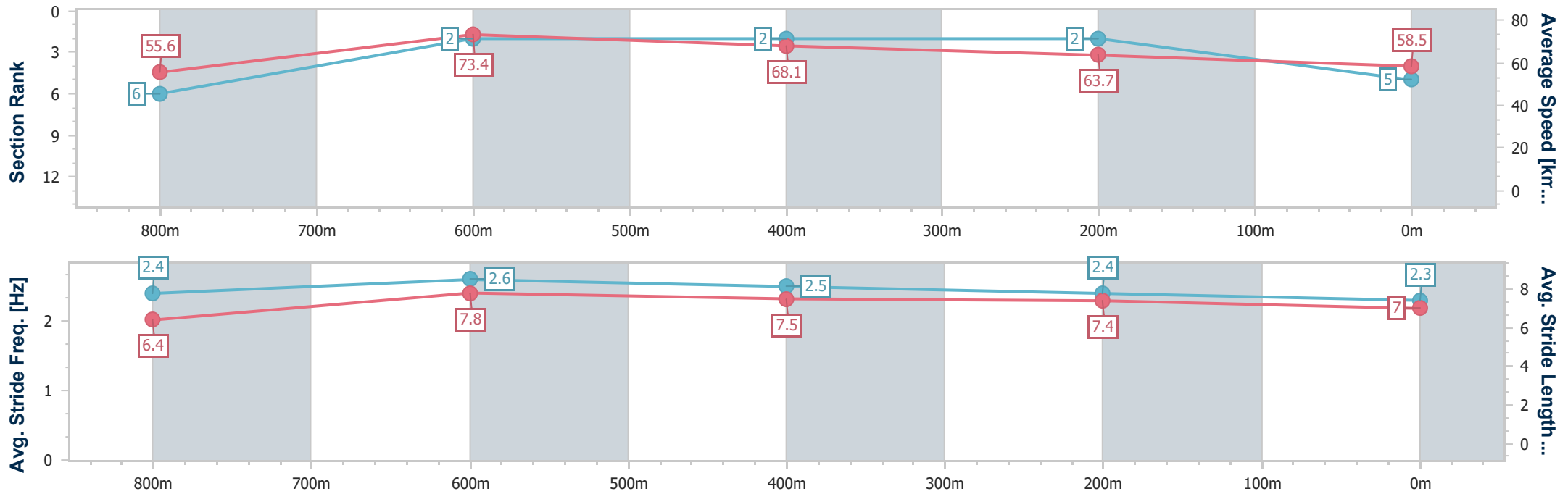
Townsville QLD Professional
Race 3: HJ CONSTRUCTIONS BENCHMARK 55 Handicap - 1000m



03 August 2024 - 13:41

Track Rating: Soft 5, Weather: Fine, Rail Position: True

Section	Overall	800m	600m	400m	200m
Section Times	0:57.37 [5] (0:12.97)	0:44.40 [6] (0:09.97)	0:34.43 [2] (0:10.77)	0:23.66 [2] (0:11.36)	0:12.30 [2] (0:12.30)
Average Speed [km/h]	55.6	73.4	68.1	63.7	58.5
Top Speed [km/h]	67.3	68.0	70.9	66.5	61.7
Avg. Dist. to Rail [m]	4.9	4.0	3.8	3.3	4.0
Avg. Stride Freq. [Hz]	2.4	2.6	2.5	2.4	2.3
Avg. Stride Length [m]	6.4	7.8	7.5	7.4	7.0



- [] Ranking at each section and finish
- .-.- No data available at this section
- NA No data available



Horse/Jockey Name	Tactical Illusion
Final Rank	6
Fastest Section Time (Section)	0:10.29 (800m)
Top Speed [km/h] (Section)	70.3 (600m)
Race State	Finished



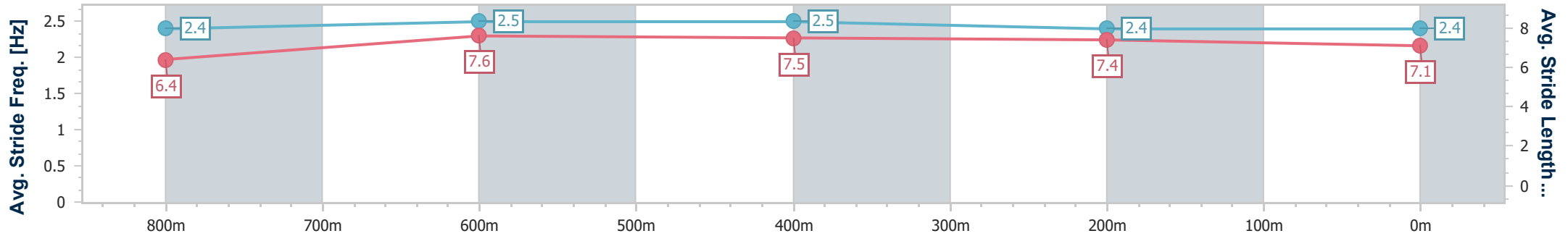
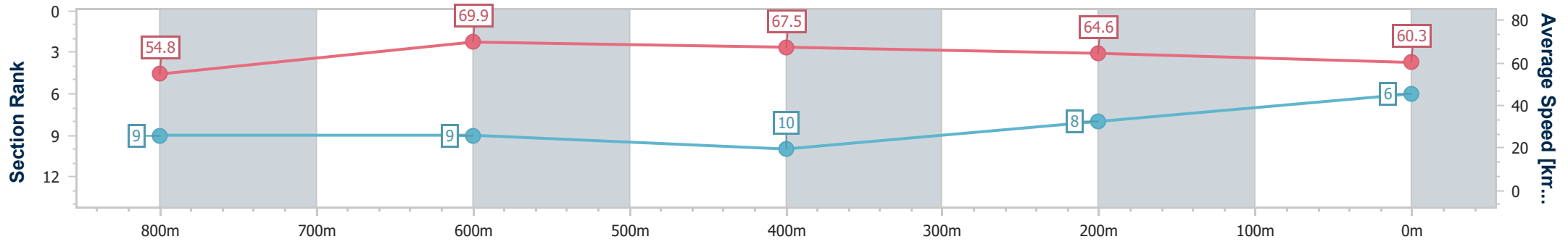
Townsville QLD Professional
Race 3: HJ CONSTRUCTIONS BENCHMARK 55 Handicap - 1000m



03 August 2024 - 13:41

Track Rating: Soft 5, Weather: Fine, Rail Position: True

Section	Overall	800m	600m	400m	200m
Section Times	0:57.41 [6] (0:13.14)	0:44.27 [9] (0:10.29)	0:33.98 [9] (0:10.76)	0:23.22 [10] (0:11.28)	0:11.94 [8] (0:11.94)
Average Speed [km/h]	54.8	69.9	67.5	64.6	60.3
Top Speed [km/h]	68.0	67.3	70.3	65.8	62.8
Avg. Dist. to Rail [m]	2.3	0.6	1.9	6.3	8.7
Avg. Stride Freq. [Hz]	2.4	2.5	2.5	2.4	2.4
Avg. Stride Length [m]	6.4	7.6	7.5	7.4	7.1



- [] Ranking at each section and finish
- .-.- No data available at this section
- NA No data available



Horse/Jockey Name	Harvesta
Final Rank	7
Fastest Section Time (Section)	0:10.20 (800m)
Top Speed [km/h] (Section)	70.9 (600m)
Race State	Finished



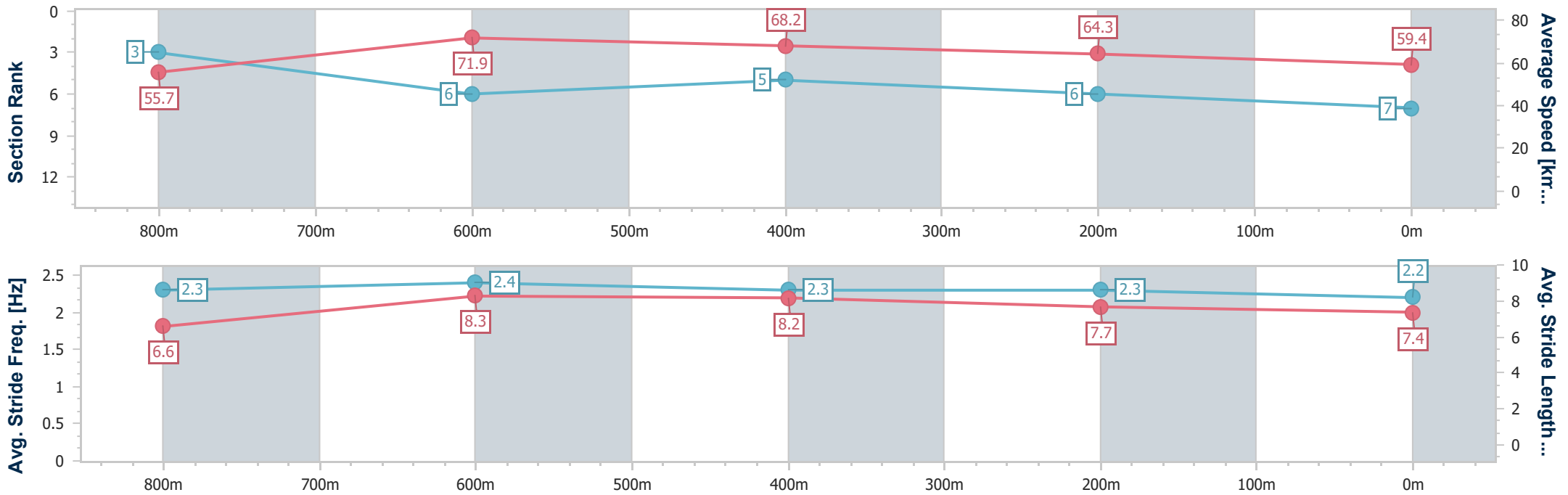
Townsville QLD Professional
Race 3: HJ CONSTRUCTIONS BENCHMARK 55 Handicap - 1000m



03 August 2024 - 13:41

Track Rating: Soft 5, Weather: Fine, Rail Position: True

Section	Overall	800m	600m	400m	200m
Section Times	0:57.46 [7] (0:12.95)	0:44.51 [3] (0:10.20)	0:34.31 [6] (0:10.82)	0:23.49 [5] (0:11.35)	0:12.14 [6] (0:12.14)
Average Speed [km/h]	55.7	71.9	68.2	64.3	59.4
Top Speed [km/h]	65.5	66.2	70.9	65.8	62.2
Avg. Dist. to Rail [m]	12.0	5.2	4.9	9.0	11.0
Avg. Stride Freq. [Hz]	2.3	2.4	2.3	2.3	2.2
Avg. Stride Length [m]	6.6	8.3	8.2	7.7	7.4



- [] Ranking at each section and finish
- .-.- No data available at this section
- NA No data available



Horse/Jockey Name	He's All Power
Final Rank	8
Fastest Section Time (Section)	0:10.05 (800m)
Top Speed [km/h] (Section)	69.7 (600m)
Race State	Finished



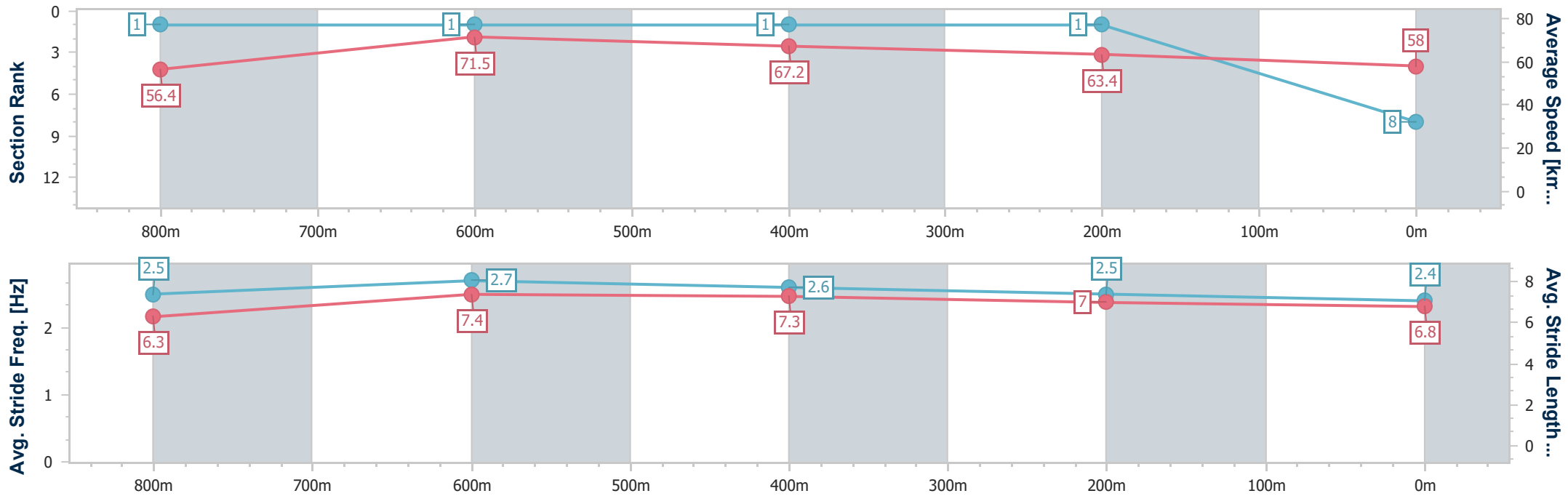
Townsville QLD Professional
Race 3: HJ CONSTRUCTIONS BENCHMARK 55 Handicap - 1000m



03 August 2024 - 13:41

Track Rating: Soft 5, Weather: Fine, Rail Position: True

Section	Overall	800m	600m	400m	200m
Section Times	0:57.48 [8] (0:12.77)	0:44.71 [1] (0:10.05)	0:34.66 [1] (0:10.81)	0:23.85 [1] (0:11.44)	0:12.41 [1] (0:12.41)
Average Speed [km/h]	56.4	71.5	67.2	63.4	58.0
Top Speed [km/h]	69.5	67.7	69.7	64.7	61.3
Avg. Dist. to Rail [m]	4.3	0.6	1.6	3.6	4.5
Avg. Stride Freq. [Hz]	2.5	2.7	2.6	2.5	2.4
Avg. Stride Length [m]	6.3	7.4	7.3	7.0	6.8



- [] Ranking at each section and finish
- .-.- No data available at this section
- NA No data available



Horse/Jockey Name	Flying Maple
Final Rank	9
Fastest Section Time (Section)	0:10.17 (800m)
Top Speed [km/h] (Section)	70.8 (600m)
Race State	Finished



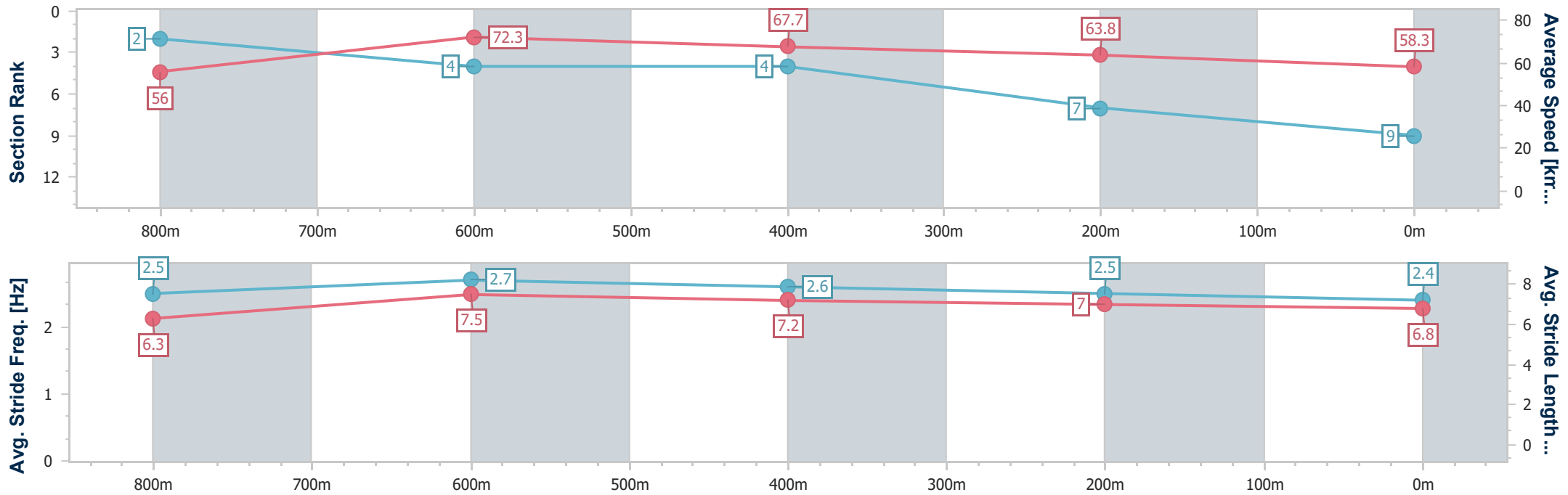
Townsville QLD Professional
Race 3: HJ CONSTRUCTIONS BENCHMARK 55 Handicap - 1000m



03 August 2024 - 13:41

Track Rating: Soft 5, Weather: Fine, Rail Position: True

Section	Overall	800m	600m	400m	200m
Section Times	0:57.73 [9] (0:12.87)	0:44.86 [2] (0:10.17)	0:34.69 [4] (0:10.91)	0:23.78 [4] (0:11.43)	0:12.35 [7] (0:12.35)
Average Speed [km/h]	56.0	72.3	67.7	63.8	58.3
Top Speed [km/h]	69.8	67.7	70.8	67.1	61.1
Avg. Dist. to Rail [m]	11.4	5.9	5.2	8.1	10.2
Avg. Stride Freq. [Hz]	2.5	2.7	2.6	2.5	2.4
Avg. Stride Length [m]	6.3	7.5	7.2	7.0	6.8



- [] Ranking at each section and finish
- .-.- No data available at this section
- NA No data available



Horse/Jockey Name	Bean Warrior
Final Rank	10
Fastest Section Time (Section)	0:10.08 (800m)
Top Speed [km/h] (Section)	70.2 (Overall)
Race State	Finished



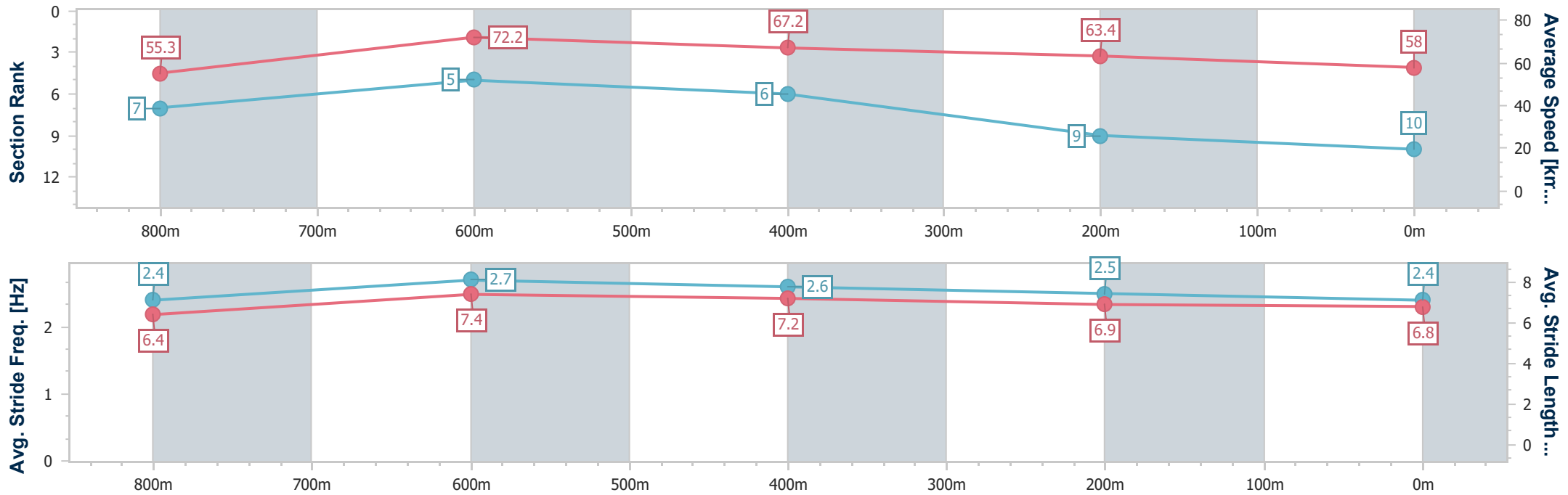
Townsville QLD Professional
Race 3: HJ CONSTRUCTIONS BENCHMARK 55 Handicap - 1000m



03 August 2024 - 13:41

Track Rating: Soft 5, Weather: Fine, Rail Position: True

Section	Overall	800m	600m	400m	200m
Section Times	0:57.88 [10] (0:13.03)	0:44.85 [7] (0:10.08)	0:34.77 [5] (0:10.88)	0:23.89 [6] (0:11.50)	0:12.39 [9] (0:12.39)
Average Speed [km/h]	55.3	72.2	67.2	63.4	58.0
Top Speed [km/h]	70.2	66.6	69.9	65.3	61.8
Avg. Dist. to Rail [m]	9.0	2.7	3.5	6.9	8.3
Avg. Stride Freq. [Hz]	2.4	2.7	2.6	2.5	2.4
Avg. Stride Length [m]	6.4	7.4	7.2	6.9	6.8



- [] Ranking at each section and finish
- .-.- No data available at this section
- NA No data available



Horse/Jockey Name	Prophetsess
Final Rank	11
Fastest Section Time (Section)	0:10.22 (800m)
Top Speed [km/h] (Section)	69.2 (600m)
Race State	Finished



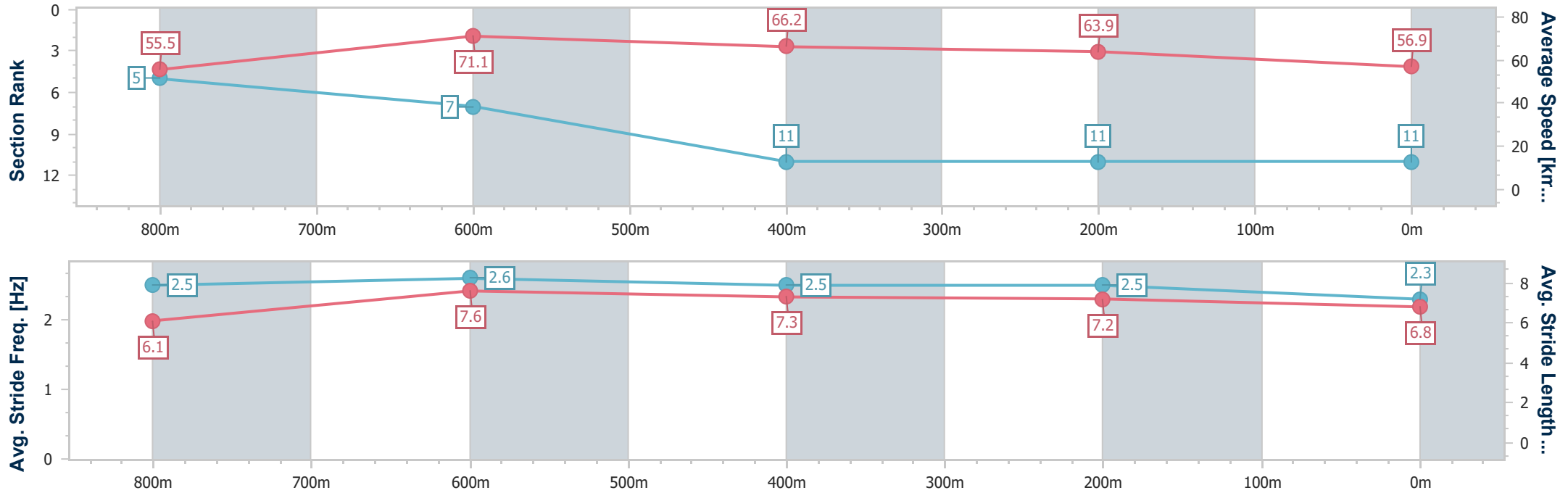
Townsville QLD Professional
Race 3: HJ CONSTRUCTIONS BENCHMARK 55 Handicap - 1000m



03 August 2024 - 13:41

Track Rating: Soft 5, Weather: Fine, Rail Position: True

Section	Overall	800m	600m	400m	200m
Section Times	0:58.24 [11] (0:12.96)	0:45.28 [5] (0:10.22)	0:35.06 [7] (0:11.06)	0:24.00 [11] (0:11.35)	0:12.65 [11] (0:12.65)
Average Speed [km/h]	55.5	71.1	66.2	63.9	56.9
Top Speed [km/h]	68.0	67.7	69.2	65.6	61.2
Avg. Dist. to Rail [m]	3.8	2.6	3.0	3.5	3.6
Avg. Stride Freq. [Hz]	2.5	2.6	2.5	2.5	2.3
Avg. Stride Length [m]	6.1	7.6	7.3	7.2	6.8



- [] Ranking at each section and finish
- .-.- No data available at this section
- NA No data available



Horse/Jockey Name	Cuban Affair
Final Rank	12
Fastest Section Time (Section)	0:10.58 (800m)
Top Speed [km/h] (Section)	68.4 (800m)
Race State	Finished



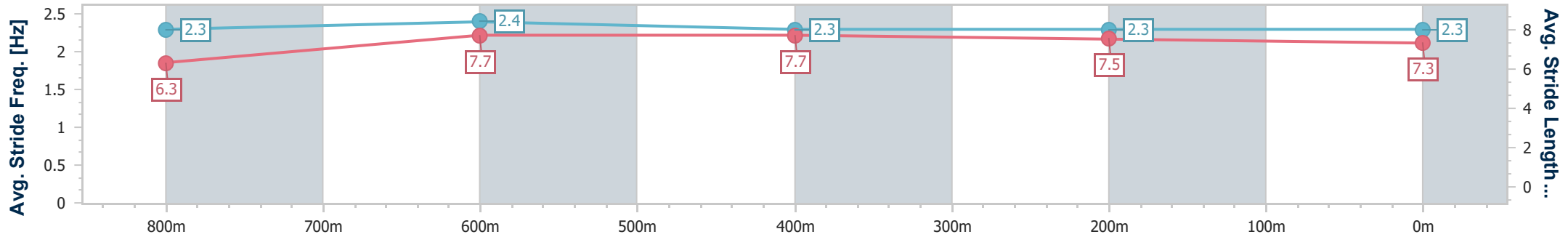
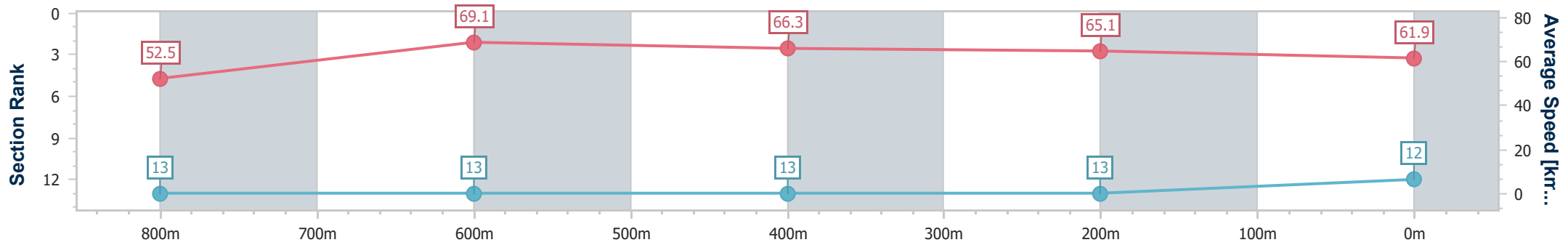
Townsville QLD Professional
Race 3: HJ CONSTRUCTIONS BENCHMARK 55 Handicap - 1000m



03 August 2024 - 13:41

Track Rating: Soft 5, Weather: Fine, Rail Position: True

Section	Overall	800m	600m	400m	200m
Section Times	0:58.37 [12] (0:13.72)	0:44.65 [13] (0:10.58)	0:34.07 [13] (0:11.15)	0:22.92 [13] (0:11.25)	0:11.67 [13] (0:11.67)
Average Speed [km/h]	52.5	69.1	66.3	65.1	61.9
Top Speed [km/h]	65.2	68.4	67.9	66.1	64.1
Avg. Dist. to Rail [m]	12.3	4.0	5.6	9.4	10.7
Avg. Stride Freq. [Hz]	2.3	2.4	2.3	2.3	2.3
Avg. Stride Length [m]	6.3	7.7	7.7	7.5	7.3



- [] Ranking at each section and finish
- .-.- No data available at this section
- NA No data available



Horse/Jockey Name	Mama's Man
Final Rank	13
Fastest Section Time (Section)	0:10.39 (800m)
Top Speed [km/h] (Section)	68.1 (600m)
Race State	Finished



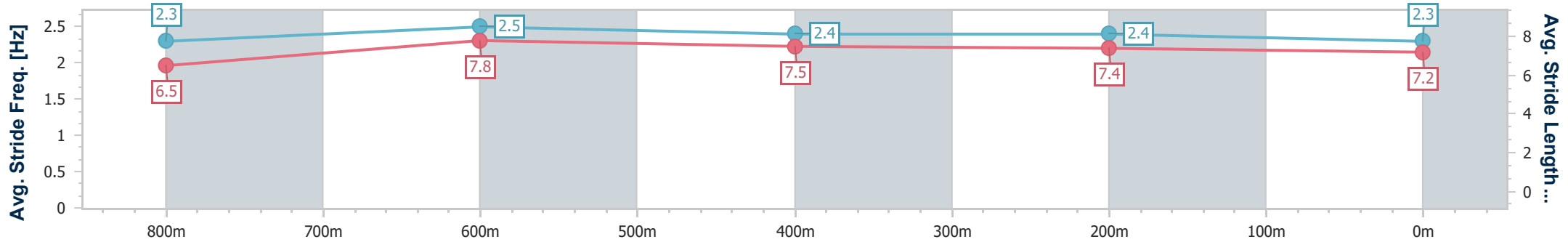
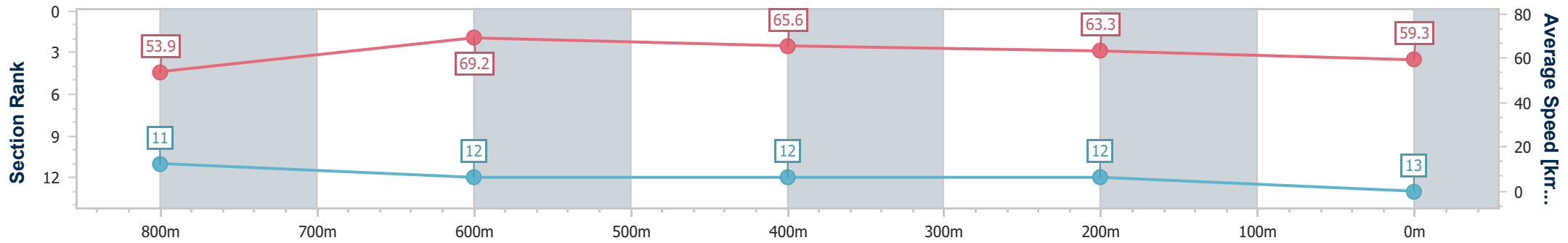
Townsville QLD Professional
Race 3: HJ CONSTRUCTIONS BENCHMARK 55 Handicap - 1000m

03 August 2024 - 13:41

Track Rating: Soft 5, Weather: Fine, Rail Position: True



Section	Overall	800m	600m	400m	200m
Section Times	0:58.45 [13] (0:13.35)	0:45.10 [11] (0:10.39)	0:34.71 [12] (0:11.09)	0:23.62 [12] (0:11.46)	0:12.16 [12] (0:12.16)
Average Speed [km/h]	53.9	69.2	65.6	63.3	59.3
Top Speed [km/h]	65.2	66.2	68.1	65.3	61.9
Avg. Dist. to Rail [m]	5.7	0.5	1.9	4.3	5.4
Avg. Stride Freq. [Hz]	2.3	2.5	2.4	2.4	2.3
Avg. Stride Length [m]	6.5	7.8	7.5	7.4	7.2



- [] Ranking at each section and finish
- .-.- No data available at this section
- NA No data available



Townsville QLD Professional

Race 4: JCU UNI BAR BENCHMARK 55 Handicap - 1000m

03 August 2024 - 14:16



Track Rating: Soft 5, Weather: Fine, Rail Position: True

Section		Overall						800m		600m		400m		200m		Last 600m	
Field Times		0:56.97						0:44.24		0:34.18		0:23.53		0:12.08		0:34.18	
		(0:12.73)						(0:10.06)		(0:10.65)		(0:11.45)		(0:12.08)			
Rank	TAB	Horse/Jockey	Barrier	Top Speed [km/h]	Fastest Section	Overall	800m	600m	400m	200m	Margin	Last 600m	Distance Travelled [m]				
1	3	NORTHERNONTAP Lacey Morrison	3	71.3	0:10.09	0:56.97 [1]	0:44.22 [2]	0:34.13 [2]	0:23.35 [2]	0:12.05 [2]	0:56.97	0:34.13					
				Overall	800m	(0:12.75)	(0:10.09)	(0:10.78)	(0:11.30)	(0:12.05)							
2	1	CANDLELIT Tyler Leslight	4	72.5	0:10.06	0:57.06 [2]	0:43.90 [8]	0:33.84 [6]	0:23.35 [4]	0:11.90 [4]	0.52L	0:33.84	-3				
				800m	800m	(0:13.16)	(0:10.06)	(0:10.49)	(0:11.45)	(0:11.90)							
3	2	COLD POWER Chris Whiteley	14	71.2	0:10.47	0:57.15 [3]	0:43.87 [11]	0:33.40 [12]	0:22.65 [12]	0:11.58 [10]	1.08L	0:33.40	+6				
				800m	800m	(0:13.28)	(0:10.47)	(0:10.75)	(0:11.07)	(0:11.58)							
4	7	LEAN EAGLE Ryan Wiggins	12	71.2	0:10.37	0:57.16 [4]	0:44.20 [5]	0:33.83 [7]	0:23.08 [7]	0:11.74 [7]	1.1L	0:33.83	+4				
				Overall	800m	(0:12.96)	(0:10.37)	(0:10.75)	(0:11.34)	(0:11.74)							
5	11	MR KOBO Justin Stanley	6	70.2	0:10.08	0:57.27 [5]	0:44.22 [6]	0:34.14 [5]	0:23.60 [3]	0:12.31 [3]	1.76L	0:34.14	-1				
				Overall	800m	(0:13.05)	(0:10.08)	(0:10.54)	(0:11.29)	(0:12.31)							
6	4	FIVE BULLS Ashley Butler	5	72.2	0:10.29	0:57.30 [6]	0:44.09 [9]	0:33.80 [8]	0:23.20 [8]	0:11.96 [6]	1.95L	0:33.80	-2				
				800m	800m	(0:13.21)	(0:10.29)	(0:10.60)	(0:11.24)	(0:11.96)							
7	9	SENSATIONABULL Justin Huxtable	1	72.0	0:10.16	0:57.37 [7]	0:44.43 [4]	0:34.27 [4]	0:23.55 [5]	0:12.20 [5]	2.34L	0:34.27	-2				
				800m	800m	(0:12.94)	(0:10.16)	(0:10.72)	(0:11.35)	(0:12.20)							
8	5	KIHI Pietro Romeo	8	73.1	0:10.16	0:57.48 [8]	0:43.95 [13]	0:33.79 [11]	0:23.13 [11]	0:11.93 [9]	2.99L	0:33.79	-2				
				Overall	800m	(0:13.53)	(0:10.16)	(0:10.66)	(0:11.20)	(0:11.93)							
9	14	SHEEZ MARVELLOUS Chelsea Jokic	2	71.6	0:10.06	0:57.52 [9]	0:44.79 [1]	0:34.73 [1]	0:24.08 [1]	0:12.63 [1]	3.22L	0:34.73	-4				
				800m	800m	(0:12.73)	(0:10.06)	(0:10.65)	(0:11.45)	(0:12.63)							
10	12	SKREATCH Sean Cormack	11	70.3	0:10.50	0:57.62 [10]	0:44.30 [12]	0:33.80 [13]	0:23.05 [13]	0:11.89 [13]	3.79L	0:33.80	+3				
				800m	800m	(0:13.32)	(0:10.50)	(0:10.75)	(0:11.16)	(0:11.89)							

Scratched: Winning Saga (#13)

[] Ranking at each section and finish
 -:-:- No data available at this section
 NA No data available

SCN Saddle cloth number
 DNF Did not finish
 DNT Did not track



Townsville QLD Professional

Race 4: JCU UNI BAR BENCHMARK 55 Handicap - 1000m

03 August 2024 - 14:16



Track Rating: Soft 5, Weather: Fine, Rail Position: True

Section		Overall	800m	600m	400m	200m	Last 600m					
Field Times		0:56.97 (0:12.73)	0:44.24 (0:10.06)	0:34.18 (0:10.65)	0:23.53 (0:11.45)	0:12.08 (0:12.08)	0:34.18					
Rank	TAB Horse/Jockey	Barrier	Top Speed [km/h]	Fastest Section	Margin					Distance Travelled [m]		
11	8 DEEP MYSTIQUE Jackson Murphy	10	71.0 800m	0:10.43 800m	0:57.99 [11] (0:13.14)	0:44.85 [7] (0:10.43)	0:34.42 [9] (0:10.67)	0:23.75 [9] (0:11.33)	0:12.42 [11] (0:12.42)	5.97L	0:34.42	+3
12	10 SO ODELIA Scott Sheargold	7	72.3 800m	0:10.17 800m	0:58.34 [12] (0:12.91)	0:45.43 [3] (0:10.17)	0:35.26 [3] (0:10.74)	0:24.52 [6] (0:11.65)	0:12.87 [8] (0:12.87)	8.07L	0:35.26	+4
13	6 HEISWOODY Adrian Layt	9	71.0 800m	0:10.43 800m	0:58.83 [13] (0:13.26)	0:45.57 [10] (0:10.43)	0:35.14 [10] (0:10.65)	0:24.49 [10] (0:11.24)	0:13.25 [12] (0:13.25)	10.93L	0:35.14	+1

Scratched: Winning Saga (#13)

[] Ranking at each section and finish
 -:-:- No data available at this section
 NA No data available

SCN Saddle cloth number
 DNF Did not finish
 DNT Did not track



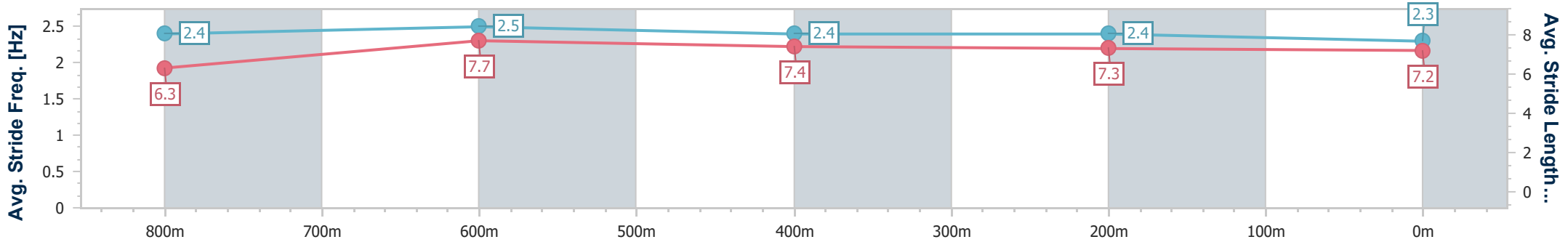
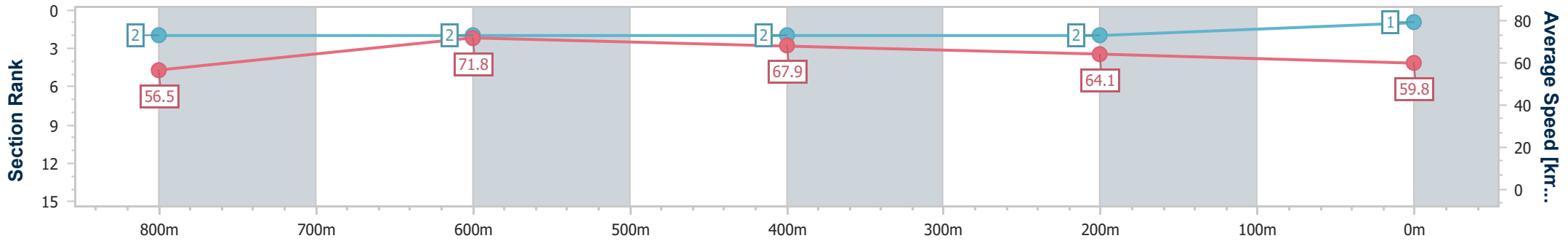
Horse/Jockey Name	Northernontap
Final Rank	1
Fastest Section Time (Section)	0:10.09 (800m)
Top Speed [km/h] (Section)	71.3 (Overall)
Race State	Finished



Townsville QLD Professional
 Race 4: JCU UNI BAR BENCHMARK 55 Handicap - 1000m
 03 August 2024 - 14:16
 Track Rating: Soft 5, Weather: Fine, Rail Position: True



Section	Overall	800m	600m	400m	200m
Section Times	0:56.97 [1] (0:12.75)	0:44.22 [2] (0:10.09)	0:34.13 [2] (0:10.78)	0:23.35 [2] (0:11.30)	0:12.05 [2] (0:12.05)
Average Speed [km/h]	56.5	71.8	67.9	64.1	59.8
Top Speed [km/h]	71.3	70.2	68.4	65.2	63.0
Avg. Dist. to Rail [m]	4.9	2.2	3.1	4.3	4.8
Avg. Stride Freq. [Hz]	2.4	2.5	2.4	2.4	2.3
Avg. Stride Length [m]	6.3	7.7	7.4	7.3	7.2



- [] Ranking at each section and finish
- .-.- No data available at this section
- NA No data available



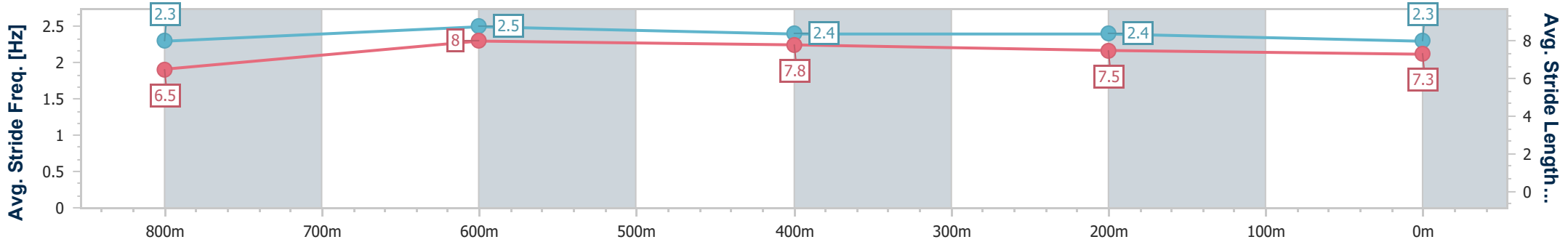
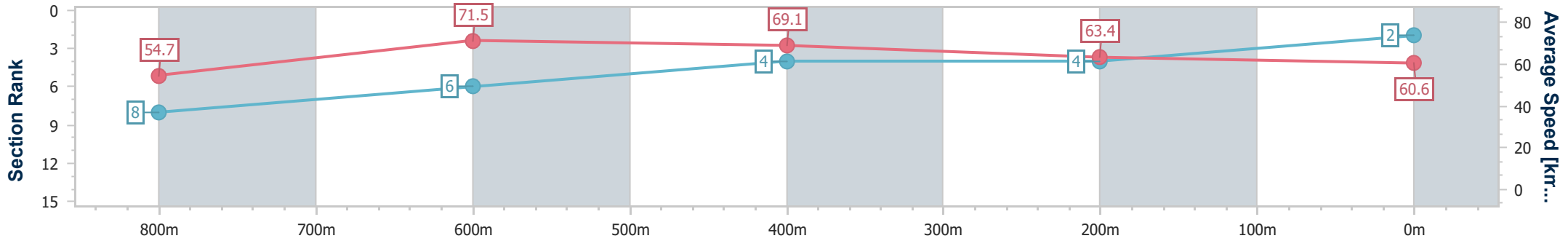
Horse/Jockey Name	Candlelit
Final Rank	2
Fastest Section Time (Section)	0:10.06 (800m)
Top Speed [km/h] (Section)	72.5 (800m)
Race State	Finished



Townsville QLD Professional
 Race 4: JCU UNI BAR BENCHMARK 55 Handicap - 1000m
 03 August 2024 - 14:16
 Track Rating: Soft 5, Weather: Fine, Rail Position: True



Section	Overall	800m	600m	400m	200m
Section Times	0:57.06 [2] (0:13.16)	0:43.90 [8] (0:10.06)	0:33.84 [6] (0:10.49)	0:23.35 [4] (0:11.45)	0:11.90 [4] (0:11.90)
Average Speed [km/h]	54.7	71.5	69.1	63.4	60.6
Top Speed [km/h]	72.5	72.5	69.9	67.5	62.9
Avg. Dist. to Rail [m]	4.1	0.6	1.3	5.7	8.0
Avg. Stride Freq. [Hz]	2.3	2.5	2.4	2.4	2.3
Avg. Stride Length [m]	6.5	8.0	7.8	7.5	7.3



- [] Ranking at each section and finish
- .-.- No data available at this section
- NA No data available



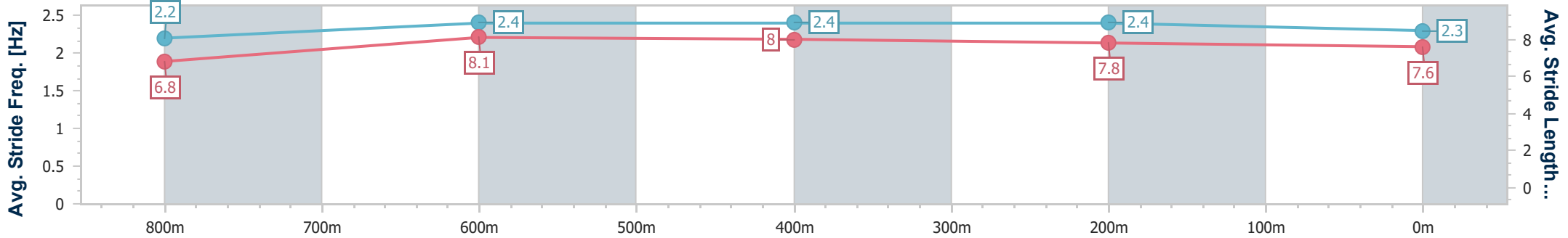
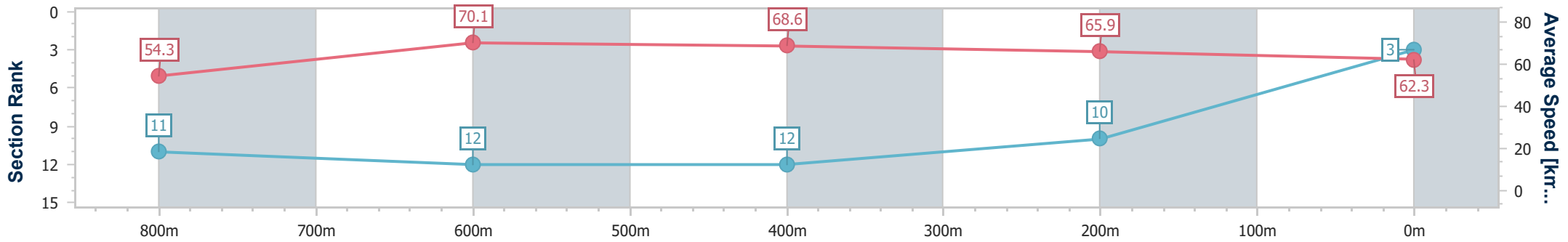
Horse/Jockey Name	Cold Power
Final Rank	3
Fastest Section Time (Section)	0:10.47 (800m)
Top Speed [km/h] (Section)	71.2 (800m)
Race State	Finished



Townsville QLD Professional
 Race 4: JCU UNI BAR BENCHMARK 55 Handicap - 1000m
 03 August 2024 - 14:16
 Track Rating: Soft 5, Weather: Fine, Rail Position: True



Section	Overall	800m	600m	400m	200m
Section Times	0:57.15 [3] (0:13.28)	0:43.87 [11] (0:10.47)	0:33.40 [12] (0:10.75)	0:22.65 [12] (0:11.07)	0:11.58 [10] (0:11.58)
Average Speed [km/h]	54.3	70.1	68.6	65.9	62.3
Top Speed [km/h]	70.6	71.2	69.8	67.4	64.5
Avg. Dist. to Rail [m]	13.2	5.3	5.0	8.1	11.5
Avg. Stride Freq. [Hz]	2.2	2.4	2.4	2.4	2.3
Avg. Stride Length [m]	6.8	8.1	8.0	7.8	7.6



- [] Ranking at each section and finish
- .-.- No data available at this section
- NA No data available



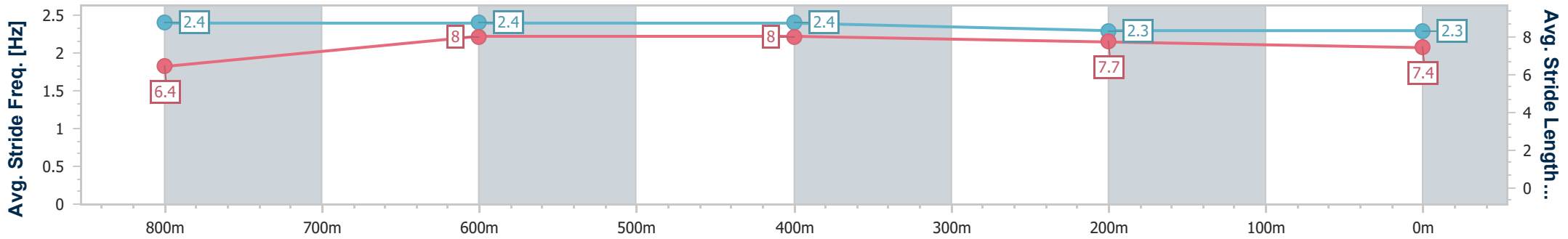
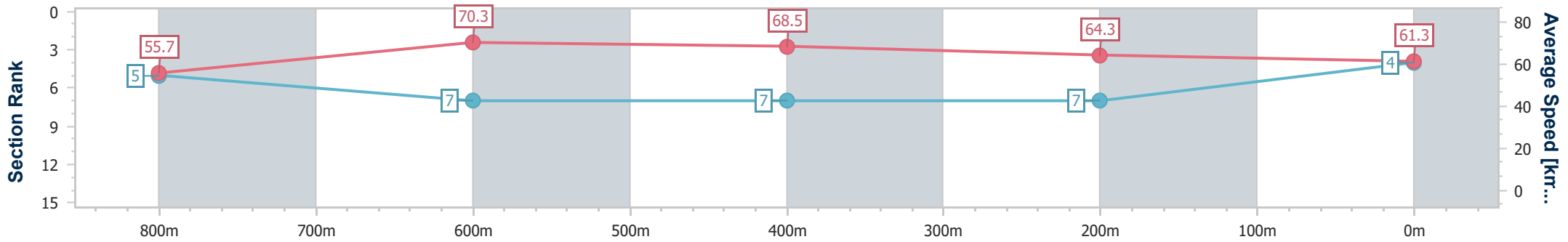
Horse/Jockey Name	Lean Eagle
Final Rank	4
Fastest Section Time (Section)	0:10.37 (800m)
Top Speed [km/h] (Section)	71.2 (Overall)
Race State	Finished



Townsville QLD Professional
 Race 4: JCU UNI BAR BENCHMARK 55 Handicap - 1000m
 03 August 2024 - 14:16
 Track Rating: Soft 5, Weather: Fine, Rail Position: True



Section	Overall	800m	600m	400m	200m
Section Times	0:57.16 [4] (0:12.96)	0:44.20 [5] (0:10.37)	0:33.83 [7] (0:10.75)	0:23.08 [7] (0:11.34)	0:11.74 [7] (0:11.74)
Average Speed [km/h]	55.7	70.3	68.5	64.3	61.3
Top Speed [km/h]	71.2	71.2	70.9	66.3	62.7
Avg. Dist. to Rail [m]	12.2	3.8	4.5	7.2	9.4
Avg. Stride Freq. [Hz]	2.4	2.4	2.4	2.3	2.3
Avg. Stride Length [m]	6.4	8.0	8.0	7.7	7.4



- [] Ranking at each section and finish
- .-.- No data available at this section
- NA No data available



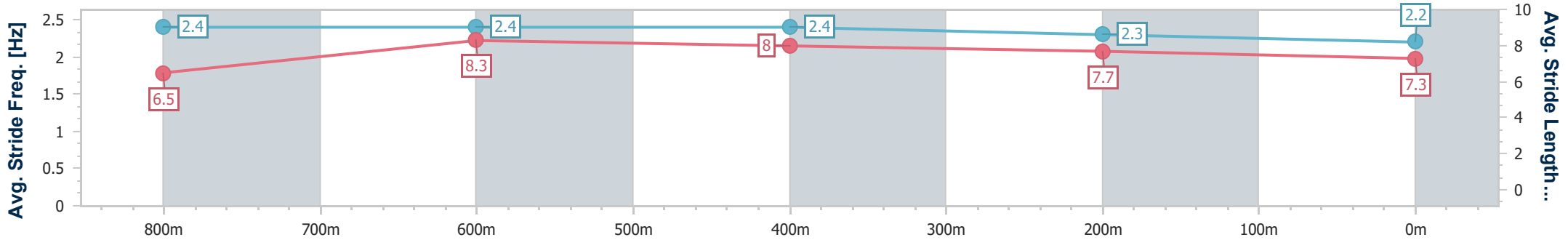
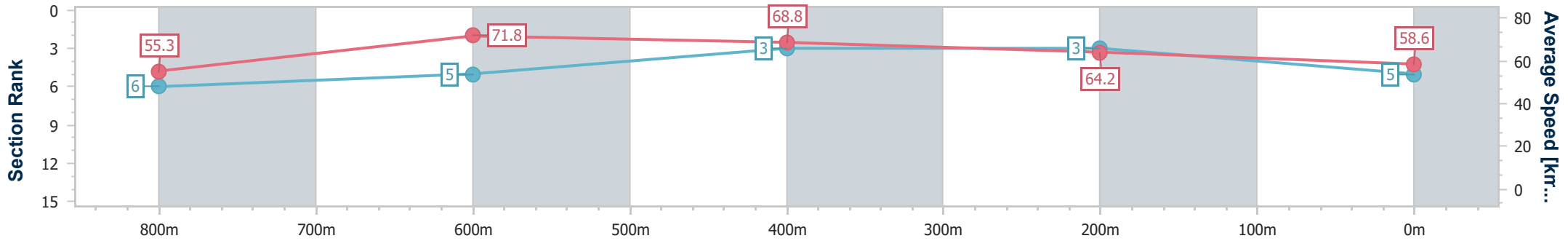
Horse/Jockey Name	Mr Kobo
Final Rank	5
Fastest Section Time (Section)	0:10.08 (800m)
Top Speed [km/h] (Section)	70.2 (Overall)
Race State	Finished



Townsville QLD Professional
 Race 4: JCU UNI BAR BENCHMARK 55 Handicap - 1000m
 03 August 2024 - 14:16
 Track Rating: Soft 5, Weather: Fine, Rail Position: True



Section	Overall	800m	600m	400m	200m
Section Times	0:57.27 [5] (0:13.05)	0:44.22 [6] (0:10.08)	0:34.14 [5] (0:10.54)	0:23.60 [3] (0:11.29)	0:12.31 [3] (0:12.31)
Average Speed [km/h]	55.3	71.8	68.8	64.2	58.6
Top Speed [km/h]	70.2	69.8	68.0	64.4	61.3
Avg. Dist. to Rail [m]	7.3	1.6	1.8	4.5	5.8
Avg. Stride Freq. [Hz]	2.4	2.4	2.4	2.3	2.2
Avg. Stride Length [m]	6.5	8.3	8.0	7.7	7.3



- [] Ranking at each section and finish
- .-.- No data available at this section
- NA No data available



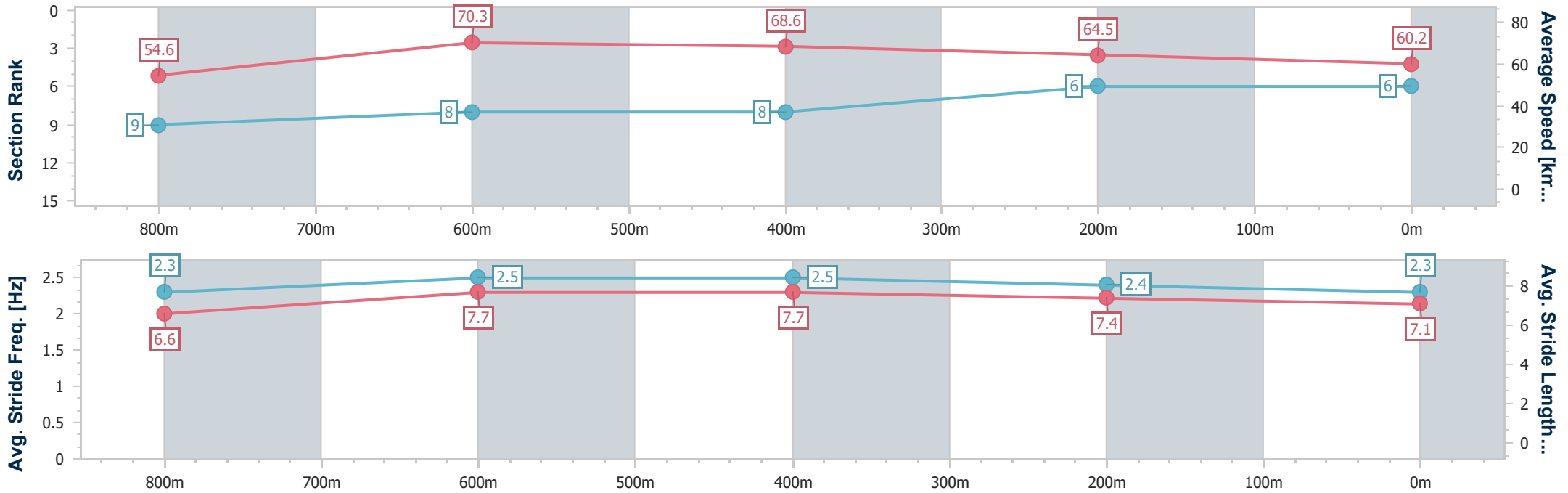
Horse/Jockey Name	Five Bulls
Final Rank	6
Fastest Section Time (Section)	0:10.29 (800m)
Top Speed [km/h] (Section)	72.2 (800m)
Race State	Finished



Townsville QLD Professional
 Race 4: JCU UNI BAR BENCHMARK 55 Handicap - 1000m
 03 August 2024 - 14:16
 Track Rating: Soft 5, Weather: Fine, Rail Position: True



Section	Overall	800m	600m	400m	200m
Section Times	0:57.30 [6] (0:13.21)	0:44.09 [9] (0:10.29)	0:33.80 [8] (0:10.60)	0:23.20 [8] (0:11.24)	0:11.96 [6] (0:11.96)
Average Speed [km/h]	54.6	70.3	68.6	64.5	60.2
Top Speed [km/h]	71.5	72.2	69.8	66.8	63.6
Avg. Dist. to Rail [m]	5.7	1.4	2.1	3.2	6.3
Avg. Stride Freq. [Hz]	2.3	2.5	2.5	2.4	2.3
Avg. Stride Length [m]	6.6	7.7	7.7	7.4	7.1



- [] Ranking at each section and finish
- .-.- No data available at this section
- NA No data available



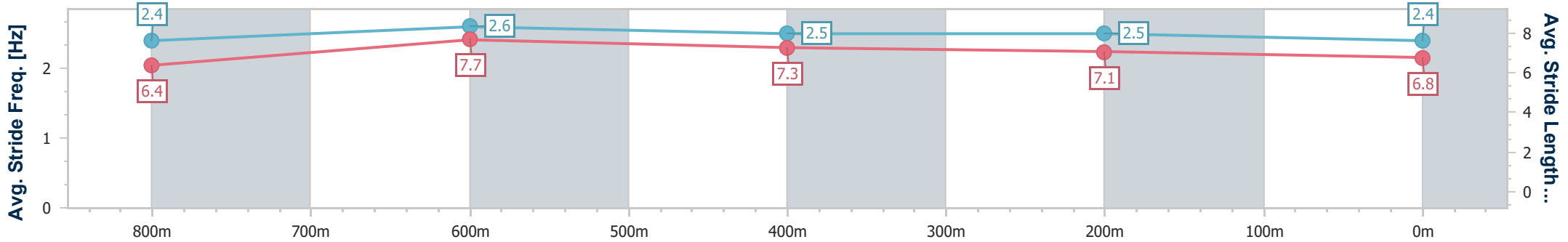
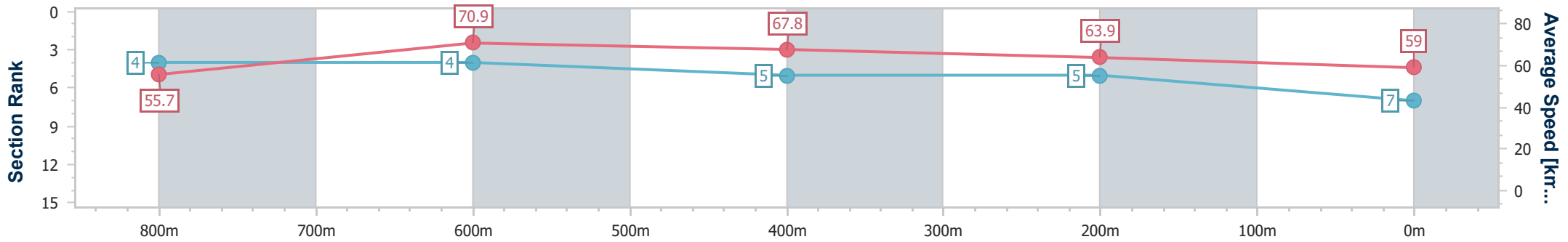
Horse/Jockey Name	Sensationabull
Final Rank	7
Fastest Section Time (Section)	0:10.16 (800m)
Top Speed [km/h] (Section)	72.0 (800m)
Race State	Finished



Townsville QLD Professional
 Race 4: JCU UNI BAR BENCHMARK 55 Handicap - 1000m
 03 August 2024 - 14:16
 Track Rating: Soft 5, Weather: Fine, Rail Position: True



Section	Overall	800m	600m	400m	200m
Section Times	0:57.37 [7] (0:12.94)	0:44.43 [4] (0:10.16)	0:34.27 [4] (0:10.72)	0:23.55 [5] (0:11.35)	0:12.20 [5] (0:12.20)
Average Speed [km/h]	55.7	70.9	67.8	63.9	59.0
Top Speed [km/h]	70.7	72.0	70.3	66.0	61.7
Avg. Dist. to Rail [m]	3.2	0.5	1.8	4.2	5.6
Avg. Stride Freq. [Hz]	2.4	2.6	2.5	2.5	2.4
Avg. Stride Length [m]	6.4	7.7	7.3	7.1	6.8



- [] Ranking at each section and finish
- .-.- No data available at this section
- NA No data available



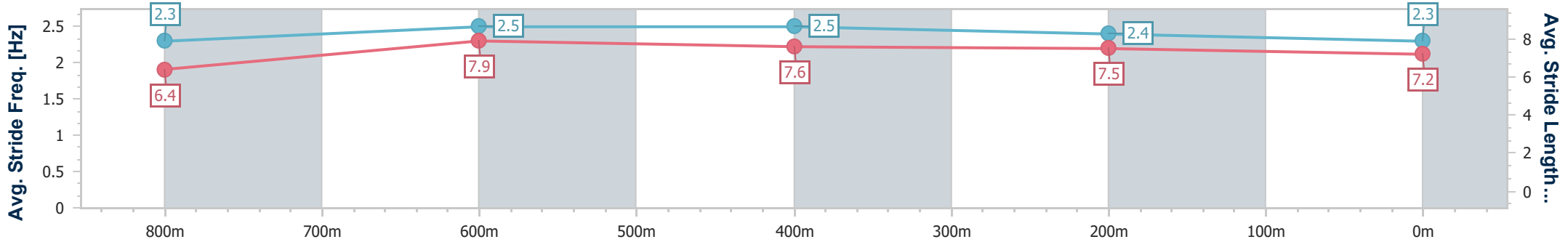
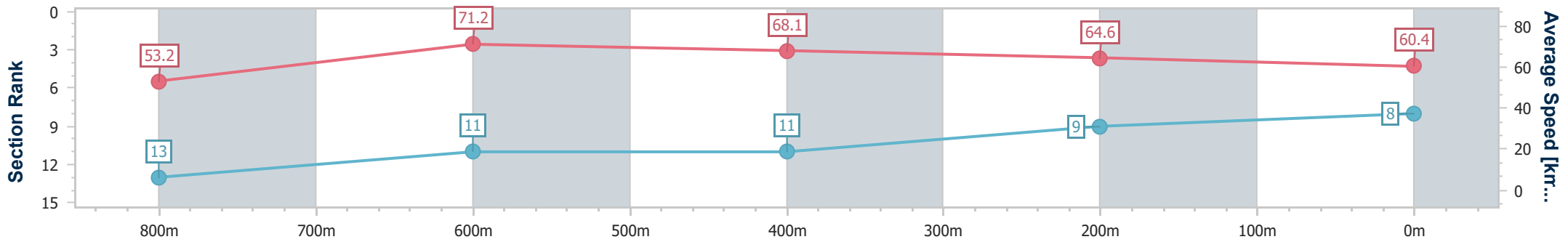
Horse/Jockey Name	Kihi
Final Rank	8
Fastest Section Time (Section)	0:10.16 (800m)
Top Speed [km/h] (Section)	73.1 (Overall)
Race State	Finished



Townsville QLD Professional
 Race 4: JCU UNI BAR BENCHMARK 55 Handicap - 1000m
 03 August 2024 - 14:16
 Track Rating: Soft 5, Weather: Fine, Rail Position: True



Section	Overall	800m	600m	400m	200m
Section Times	0:57.48 [8] (0:13.53)	0:43.95 [13] (0:10.16)	0:33.79 [11] (0:10.66)	0:23.13 [11] (0:11.20)	0:11.93 [9] (0:11.93)
Average Speed [km/h]	53.2	71.2	68.1	64.6	60.4
Top Speed [km/h]	73.1	73.0	68.7	67.5	62.5
Avg. Dist. to Rail [m]	8.2	1.5	1.7	2.8	6.6
Avg. Stride Freq. [Hz]	2.3	2.5	2.5	2.4	2.3
Avg. Stride Length [m]	6.4	7.9	7.6	7.5	7.2



- [] Ranking at each section and finish
- .-.- No data available at this section
- NA No data available



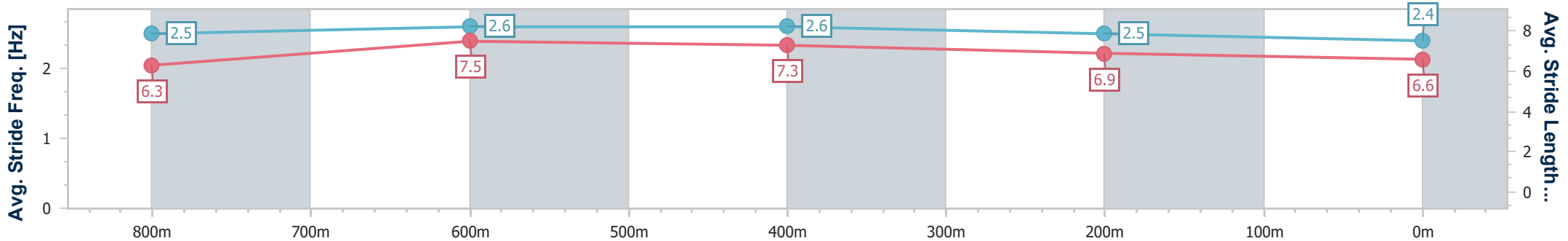
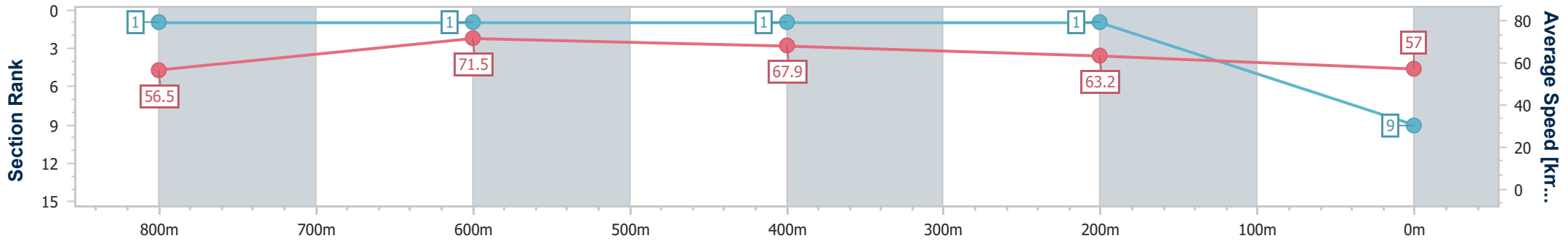
Horse/Jockey Name	Sheez Marvellous
Final Rank	9
Fastest Section Time (Section)	0:10.06 (800m)
Top Speed [km/h] (Section)	71.6 (800m)
Race State	Finished



Townsville QLD Professional
 Race 4: JCU UNI BAR BENCHMARK 55 Handicap - 1000m
 03 August 2024 - 14:16
 Track Rating: Soft 5, Weather: Fine, Rail Position: True



Section	Overall	800m	600m	400m	200m
Section Times	0:57.52 [9] (0:12.73)	0:44.79 [1] (0:10.06)	0:34.73 [1] (0:10.65)	0:24.08 [1] (0:11.45)	0:12.63 [1] (0:12.63)
Average Speed [km/h]	56.5	71.5	67.9	63.2	57.0
Top Speed [km/h]	71.2	71.6	70.6	65.3	60.4
Avg. Dist. to Rail [m]	4.3	0.6	1.1	3.0	3.0
Avg. Stride Freq. [Hz]	2.5	2.6	2.6	2.5	2.4
Avg. Stride Length [m]	6.3	7.5	7.3	6.9	6.6



- [] Ranking at each section and finish
- .-.- No data available at this section
- NA No data available



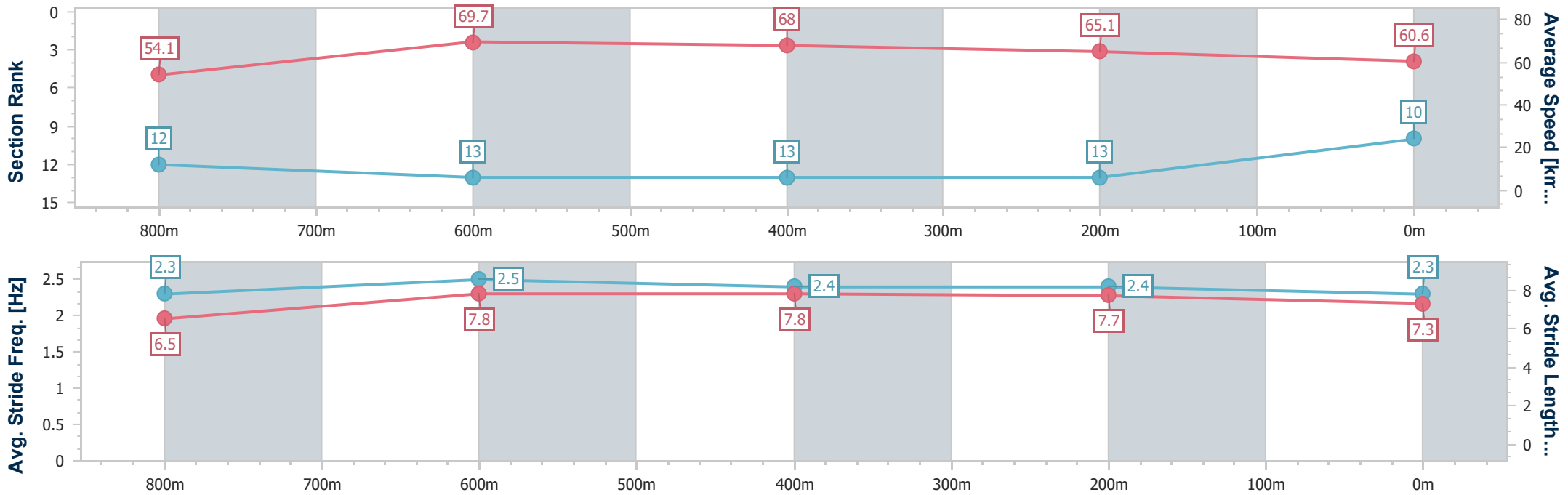
Horse/Jockey Name	Skreatch
Final Rank	10
Fastest Section Time (Section)	0:10.50 (800m)
Top Speed [km/h] (Section)	70.3 (800m)
Race State	Finished



Townsville QLD Professional
 Race 4: JCU UNI BAR BENCHMARK 55 Handicap - 1000m
 03 August 2024 - 14:16
 Track Rating: Soft 5, Weather: Fine, Rail Position: True



Section	Overall	800m	600m	400m	200m
Section Times	0:57.62 [10] (0:13.32)	0:44.30 [12] (0:10.50)	0:33.80 [13] (0:10.75)	0:23.05 [13] (0:11.16)	0:11.89 [13] (0:11.89)
Average Speed [km/h]	54.1	69.7	68.0	65.1	60.6
Top Speed [km/h]	69.7	70.3	69.8	67.7	62.7
Avg. Dist. to Rail [m]	12.3	4.6	3.2	6.1	10.6
Avg. Stride Freq. [Hz]	2.3	2.5	2.4	2.4	2.3
Avg. Stride Length [m]	6.5	7.8	7.8	7.7	7.3



- [] Ranking at each section and finish
- .-.- No data available at this section
- NA No data available



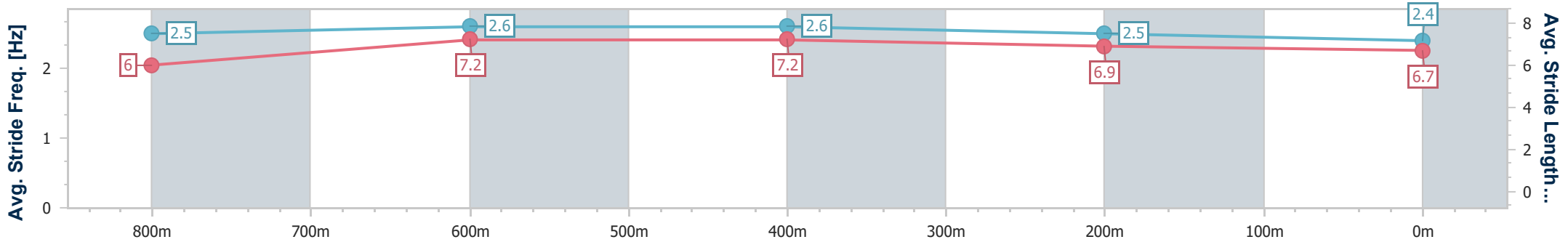
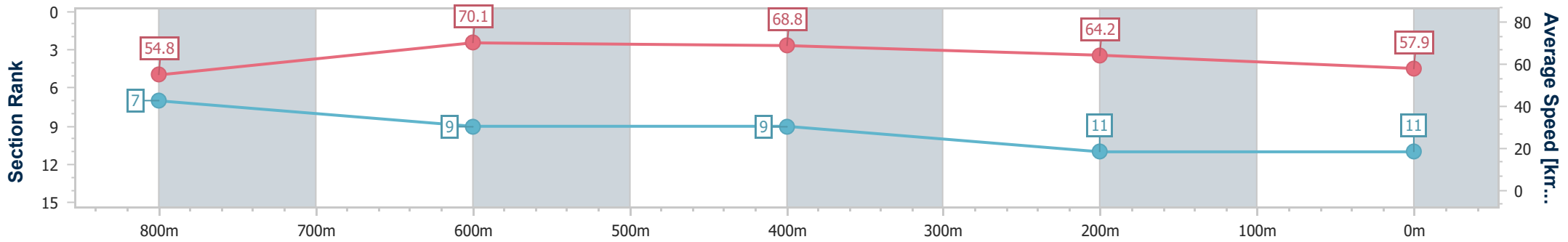
Horse/Jockey Name	Deep Mystique
Final Rank	11
Fastest Section Time (Section)	0:10.43 (800m)
Top Speed [km/h] (Section)	71.0 (800m)
Race State	Finished



Townsville QLD Professional
 Race 4: JCU UNI BAR BENCHMARK 55 Handicap - 1000m
 03 August 2024 - 14:16
 Track Rating: Soft 5, Weather: Fine, Rail Position: True



Section	Overall	800m	600m	400m	200m
Section Times	0:57.99 [11] (0:13.14)	0:44.85 [7] (0:10.43)	0:34.42 [9] (0:10.67)	0:23.75 [9] (0:11.33)	0:12.42 [11] (0:12.42)
Average Speed [km/h]	54.8	70.1	68.8	64.2	57.9
Top Speed [km/h]	71.0	71.0	70.7	67.0	61.3
Avg. Dist. to Rail [m]	10.1	3.7	4.0	6.4	9.8
Avg. Stride Freq. [Hz]	2.5	2.6	2.6	2.5	2.4
Avg. Stride Length [m]	6.0	7.2	7.2	6.9	6.7



- [] Ranking at each section and finish
- .-.- No data available at this section
- NA No data available



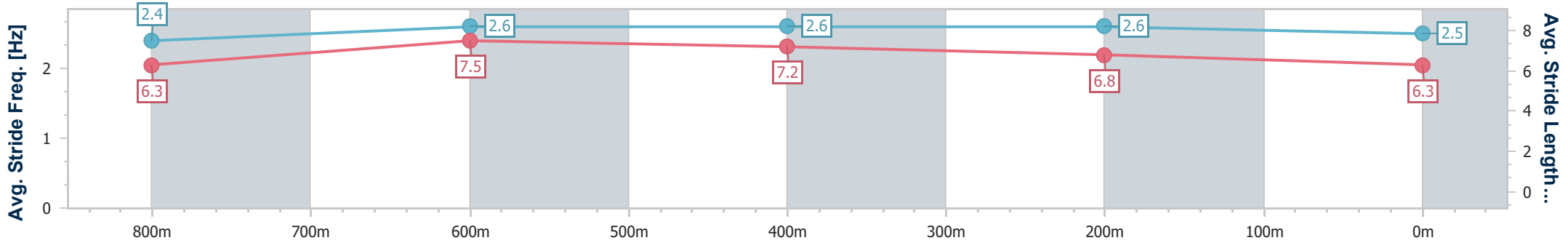
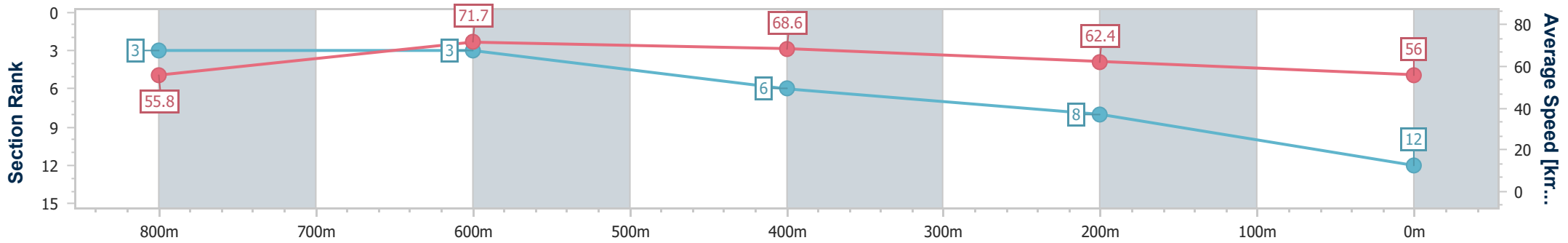
Horse/Jockey Name	So Odelia
Final Rank	12
Fastest Section Time (Section)	0:10.17 (800m)
Top Speed [km/h] (Section)	72.3 (800m)
Race State	Finished



Townsville QLD Professional
 Race 4: JCU UNI BAR BENCHMARK 55 Handicap - 1000m
 03 August 2024 - 14:16
 Track Rating: Soft 5, Weather: Fine, Rail Position: True



Section	Overall	800m	600m	400m	200m
Section Times	0:58.34 [12] (0:12.91)	0:45.43 [3] (0:10.17)	0:35.26 [3] (0:10.74)	0:24.52 [6] (0:11.65)	0:12.87 [8] (0:12.87)
Average Speed [km/h]	55.8	71.7	68.6	62.4	56.0
Top Speed [km/h]	72.1	72.3	70.8	64.9	60.8
Avg. Dist. to Rail [m]	9.1	3.8	4.5	5.9	7.9
Avg. Stride Freq. [Hz]	2.4	2.6	2.6	2.6	2.5
Avg. Stride Length [m]	6.3	7.5	7.2	6.8	6.3



- [] Ranking at each section and finish
- .-.- No data available at this section
- NA No data available



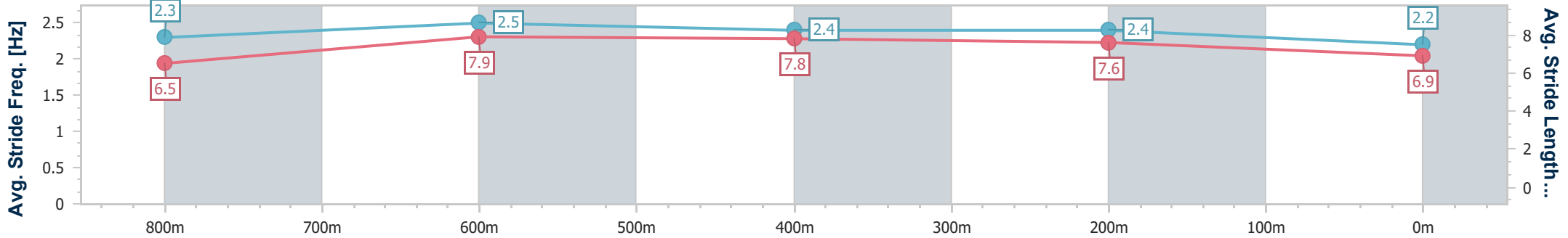
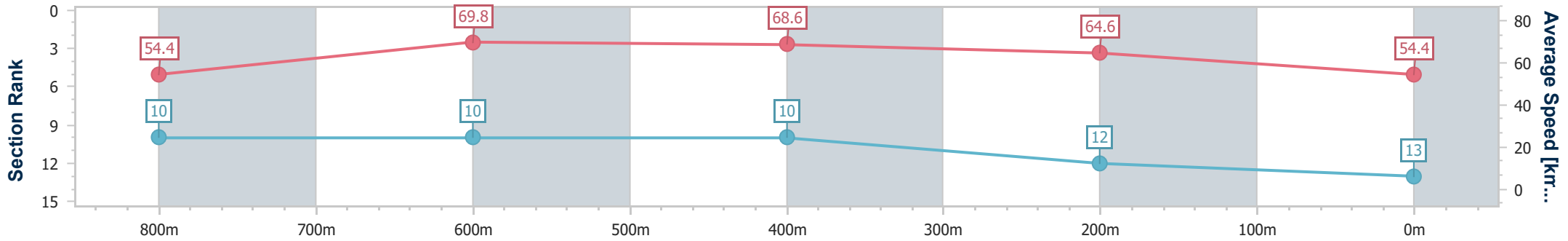
Horse/Jockey Name	Heiswoody
Final Rank	13
Fastest Section Time (Section)	0:10.43 (800m)
Top Speed [km/h] (Section)	71.0 (800m)
Race State	Finished



Townsville QLD Professional
 Race 4: JCU UNI BAR BENCHMARK 55 Handicap - 1000m
 03 August 2024 - 14:16
 Track Rating: Soft 5, Weather: Fine, Rail Position: True



Section	Overall	800m	600m	400m	200m
Section Times	0:58.83 [13] (0:13.26)	0:45.57 [10] (0:10.43)	0:35.14 [10] (0:10.65)	0:24.49 [10] (0:11.24)	0:13.25 [12] (0:13.25)
Average Speed [km/h]	54.4	69.8	68.6	64.6	54.4
Top Speed [km/h]	71.0	71.0	69.8	67.7	60.2
Avg. Dist. to Rail [m]	8.9	2.9	3.2	6.0	9.4
Avg. Stride Freq. [Hz]	2.3	2.5	2.4	2.4	2.2
Avg. Stride Length [m]	6.5	7.9	7.8	7.6	6.9



- [] Ranking at each section and finish
- .-.- No data available at this section
- NA No data available



Townsville QLD Professional

Race 5: ERROL SEWELL RATINGS BAND 0 - 55 Handicap - 1300m

03 August 2024 - 14:50



Track Rating: Good 4, Weather: Fine, Rail Position: True

Section		Overall	1200m	1000m	800m	600m	400m	Last 600m				
Field Times		1:16.37 (0:08.43)	1:07.94 (0:10.73)	0:57.21 (0:10.50)	0:46.71 (0:10.51)	0:36.20 (0:11.57)	0:24.63 (0:11.97)	0:36.20				
Rank	TAB Horse/Jockey	Barrier	Top Speed [km/h]	Fastest Section	Distance Travelled [m]							
1	5 EARLY FUSION Justin Huxtable	5	69.1 800m	0:08.56 Overall	1:16.37 [1] (0:08.56)	1:07.81 [2] (0:10.70)	0:57.11 [3] (0:10.61)	0:46.50 [3] (0:10.72)	0:35.78 [2] (0:11.46)	0:24.32 [2] (0:11.66)	0:35.78	
2	17 OH MY HAT Adrian Layt	10	69.1 1000m	0:08.43 Overall	1:16.74 [2] (0:08.43)	1:08.31 [1] (0:10.84)	0:57.47 [4] (0:10.73)	0:46.74 [4] (0:10.82)	0:35.92 [4] (0:11.45)	0:24.47 [4] (0:11.74)	0:35.92 +3	
3	12 CITY OF BOULDER Ryan Wiggins	16	69.3 1000m	0:08.98 Overall	1:17.07 [3] (0:08.98)	1:08.09 [9] (0:10.67)	0:57.42 [7] (0:10.75)	0:46.67 [7] (0:10.90)	0:35.77 [7] (0:11.39)	0:24.38 [7] (0:11.85)	0:35.77 +6	
4	14 VEE EIGHT POWER Denicious Smith	7	69.4 1200m	0:08.73 Overall	1:17.16 [4] (0:08.73)	1:08.43 [6] (0:10.76)	0:57.67 [5] (0:10.87)	0:46.80 [6] (0:10.71)	0:36.09 [5] (0:11.35)	0:24.74 [5] (0:11.96)	0:36.09 +3	
5	18 CHUCKA DUMMY Justin Stanley	2	68.0 1000m	0:09.13 Overall	1:17.27 [5] (0:09.13)	1:08.14 [14] (0:11.03)	0:57.11 [14] (0:10.77)	0:46.34 [13] (0:10.85)	0:35.49 [12] (0:11.45)	0:24.04 [12] (0:11.72)	0:35.49 +2	
6	13 HOLY CROWN Michael Cahill	11	69.0 1000m	0:09.00 Overall	1:17.36 [6] (0:09.00)	1:08.36 [11] (0:10.97)	0:57.39 [12] (0:10.66)	0:46.73 [11] (0:10.88)	0:35.85 [10] (0:11.35)	0:24.50 [9] (0:11.74)	0:35.85 +7	
7	6 KIDSTON Scott Sheargold	14	69.7 1000m	0:09.00 Overall	1:17.41 [7] (0:09.00)	1:08.41 [10] (0:10.87)	0:57.54 [10] (0:10.69)	0:46.85 [9] (0:10.96)	0:35.89 [11] (0:11.37)	0:24.52 [10] (0:11.63)	0:35.89 +12	
8	2 STRATHCONA Nathan Thomas	12	68.5 1000m	0:09.27 Overall	1:17.61 [8] (0:09.27)	1:08.34 [16] (0:11.16)	0:57.18 [15] (0:10.86)	0:46.32 [15] (0:10.77)	0:35.55 [14] (0:11.36)	0:24.19 [14] (0:11.73)	0:35.55 +5	
9	4 ANOTHER JACK Chris Whiteley	1	68.4 1000m	0:08.82 Overall	1:17.80 [9] (0:08.82)	1:08.98 [7] (0:11.00)	0:57.98 [9] (0:10.77)	0:47.21 [10] (0:10.88)	0:36.33 [9] (0:11.59)	0:24.74 [11] (0:11.95)	0:36.33 +1	
10	8 DATINKA Isabella Teh	4	68.3 800m	0:09.17 Overall	1:17.85 [10] (0:09.17)	1:08.68 [15] (0:11.38)	0:57.30 [16] (0:10.82)	0:46.48 [16] (0:10.73)	0:35.75 [16] (0:11.43)	0:24.32 [15] (0:11.71)	0:35.75 -1	

Scratched: Lord Power (#1), Miss Shalaa (#20), Seisme (#7), Rugged Roy (#19), Bold Zip (#21)

Report Created: Sat 3 August 2024 15:30 GMT+10 (Note: Timing is based on position data)

Page 1/20

[] Ranking at each section and finish
 -:-:- No data available at this section
 NA No data available

SCN Saddle cloth number
 DNF Did not finish
 DNT Did not track

data processed by TRIPLES DATA



Townsville QLD Professional

Race 5: ERROL SEWELL RATINGS BAND 0 - 55 Handicap - 1300m

03 August 2024 - 14:50



Track Rating: Good 4, Weather: Fine, Rail Position: True

Section	Overall	1200m	1000m	800m	600m	400m	Last 600m
Field Times	1:16.37 (0:08.43)	1:07.94 (0:10.73)	0:57.21 (0:10.50)	0:46.71 (0:10.51)	0:36.20 (0:11.57)	0:24.63 (0:11.97)	0:36.20

Rank	TAB	Horse/Jockey	Barrier	Top Speed [km/h]	Fastest Section	Overall	1200m	1000m	800m	600m	400m	Last 600m	Distance Travelled [m]
11	10	DAWN STRIKE Pietro Romeo	15	69.0	0:08.83	1:17.89 [11] (0:08.83)	1:09.06 [8] (0:10.84)	0:58.22 [8] (0:10.81)	0:47.41 [8] (0:10.93)	0:36.48 [8] (0:11.43)	0:25.05 [8] (0:11.92)	0:36.48	+2
12	9	FERGYLISCIOUS Graham Kliese	8	67.7	0:09.03	1:17.97 [12] (0:09.03)	1:08.94 [13] (0:10.90)	0:58.04 [11] (0:10.91)	0:47.13 [12] (0:10.95)	0:36.18 [13] (0:11.54)	0:24.64 [13] (0:12.01)	0:36.18	+6
13	11	LISTEN LISTEN Jackson Murphy	21	70.9	0:08.60	1:18.51 [13] (0:08.60)	1:09.91 [3] (0:10.56)	0:59.35 [1] (0:10.50)	0:48.85 [1] (0:10.51)	0:38.34 [1] (0:11.57)	0:26.77 [1] (0:12.64)	0:38.34	+3
14	15	ICE BOUND Sean Cormack	13	70.0	0:08.65	1:18.81 [14] (0:08.65)	1:10.16 [4] (0:10.52)	0:59.64 [2] (0:10.64)	0:49.00 [2] (0:10.83)	0:38.17 [3] (0:11.62)	0:26.55 [3] (0:12.54)	0:38.17	+4
15	16	RED HOT LOVE Shannon Apthorpe	6	68.3	0:09.03	1:19.06 [15] (0:09.03)	1:10.03 [12] (0:11.13)	0:58.90 [13] (0:10.88)	0:48.02 [14] (0:11.06)	0:36.96 [15] (0:11.56)	0:25.40 [16] (0:12.08)	0:36.96	+12
16	3	TEST OF WAR Ashley Butler	3	68.1	0:08.68	1:21.07 [16] (0:08.68)	1:12.39 [5] (0:10.89)	1:01.50 [6] (0:10.78)	0:50.72 [5] (0:10.82)	0:39.90 [6] (0:11.51)	0:28.39 [6] (0:12.38)	0:39.90	-2

Scratched: Lord Power (#1), Miss Shalaa (#20), Seisme (#7), Rugged Roy (#19), Bold Zip (#21)

[] Ranking at each section and finish
 -:-:- No data available at this section
 NA No data available

SCN Saddle cloth number
 DNF Did not finish
 DNT Did not track



Townsville QLD Professional

Race 5: ERROL SEWELL RATINGS BAND 0 - 55 Handicap - 1300m

03 August 2024 - 14:50



Track Rating: Good 4, Weather: Fine, Rail Position: True

Section							200m			Last 600m
Field Times							0:12.66			0:36.20
Rank	TAB	Horse/Jockey	Barrier	Top Speed [km/h]	Fastest Section	Margin				Distance Travelled [m]
1	5	EARLY FUSION Justin Huxtable	5	69.1 800m	0:08.56 Overall	0:12.66 [1] (0:12.66)	1:16.37		0:35.78	
2	17	OH MY HAT Adrian Layt	10	69.1 1000m	0:08.43 Overall	0:12.73 [2] (0:12.73)	2.18L		0:35.92	+3
3	12	CITY OF BOULDER Ryan Wiggins	16	69.3 1000m	0:08.98 Overall	0:12.53 [6] (0:12.53)	4.1L		0:35.77	+6
4	14	VEE EIGHT POWER Denicious Smith	7	69.4 1200m	0:08.73 Overall	0:12.78 [3] (0:12.78)	4.66L		0:36.09	+3
5	18	CHUCKA DUMMY Justin Stanley	2	68.0 1000m	0:09.13 Overall	0:12.32 [10] (0:12.32)	5.29L		0:35.49	+2
6	13	HOLY CROWN Michael Cahill	11	69.0 1000m	0:09.00 Overall	0:12.76 [7] (0:12.76)	5.81L		0:35.85	+7
7	6	KIDSTON Scott Sheargold	14	69.7 1000m	0:09.00 Overall	0:12.89 [5] (0:12.89)	6.14L		0:35.89	+12
8	2	STRATHCONA Nathan Thomas	12	68.5 1000m	0:09.27 Overall	0:12.46 [13] (0:12.46)	7.31L		0:35.55	+5
9	4	ANOTHER JACK Chris Whiteley	1	68.4 1000m	0:08.82 Overall	0:12.79 [11] (0:12.79)	8.44L		0:36.33	+1
10	8	DATINKA Isabella Teh	4	68.3 800m	0:09.17 Overall	0:12.61 [14] (0:12.61)	8.73L		0:35.75	-1

Scratched: Lord Power (#1), Miss Shalaa (#20), Seisme (#7), Rugged Roy (#19), Bold Zip (#21)

Report Created: Sat 3 August 2024 15:30 GMT+10 (Note: Timing is based on position data)

Page 3/20

[] Ranking at each section and finish
 -:-:- No data available at this section
 NA No data available

SCN Saddle cloth number
 DNF Did not finish
 DNT Did not track

data processed by  **TRIPLESDATA**



Townsville QLD Professional

Race 5: ERROL SEWELL RATINGS BAND 0 - 55 Handicap - 1300m

03 August 2024 - 14:50



Track Rating: Good 4, Weather: Fine, Rail Position: True

Section				200m				Last 600m		
Field Times				0:12.66 (0:12.66)				0:36.20		
Rank	TAB	Horse/Jockey	Barrier	Top Speed [km/h]	Fastest Section	Margin			Distance Travelled [m]	
11	10	DAWN STRIKE	15	69.0	0:08.83	0:13.13 [8]	8.92L		0:36.48	+2
		Pietro Romeo		1000m	Overall	(0:13.13)				
12	9	FERGYLISCIOUS	8	67.7	0:09.03	0:12.63 [15]	9.42L		0:36.18	+6
		Graham Kliese		800m	Overall	(0:12.63)				
13	11	LISTEN LISTEN	21	70.9	0:08.60	0:14.13 [4]	12.59L		0:38.34	+3
		Jackson Murphy		1000m	Overall	(0:14.13)				
14	15	ICE BOUND	13	70.0	0:08.65	0:14.01 [9]	14.33L		0:38.17	+4
		Sean Cormack		1200m	Overall	(0:14.01)				
15	16	RED HOT LOVE	6	68.3	0:09.03	0:13.32 [16]	15.8L		0:36.96	+12
		Shannon Apthorpe		1000m	Overall	(0:13.32)				
16	3	TEST OF WAR	3	68.1	0:08.68	0:16.01 [12]	27.67L		0:39.90	-2
		Ashley Butler		1000m	Overall	(0:16.01)				

Scratched: Lord Power (#1), Miss Shalaa (#20), Seisme (#7), Rugged Roy (#19), Bold Zip (#21)

[] Ranking at each section and finish
 -:-:-:- No data available at this section
 NA No data available

SCN Saddle cloth number
 DNF Did not finish
 DNT Did not track



Horse/Jockey Name	Early Fusion
Final Rank	1
Fastest Section Time (Section)	0:08.56 (Overall)
Top Speed [km/h] (Section)	69.1 (800m)
Race State	Finished



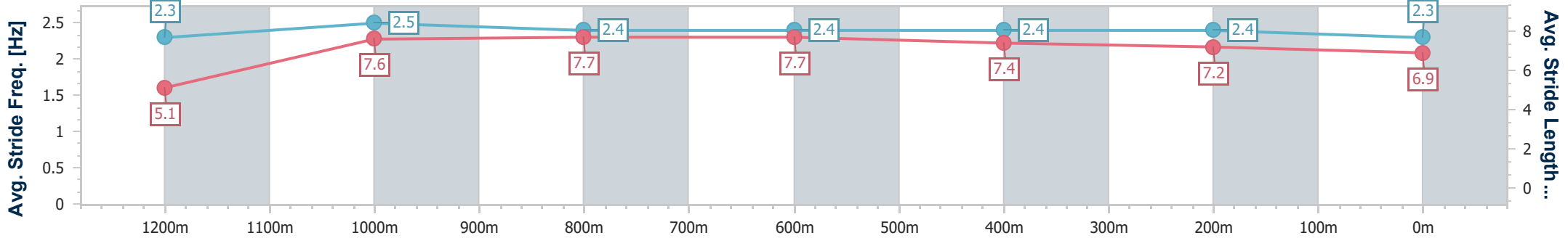
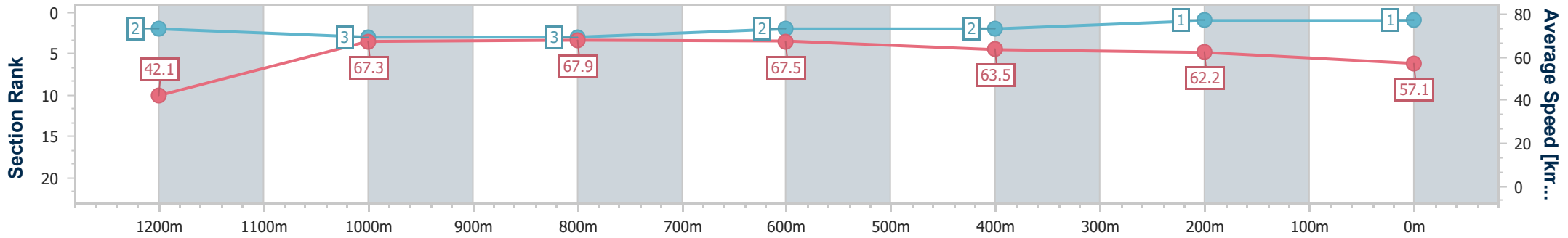
Townsville QLD Professional
Race 5: ERROL SEWELL RATINGS BAND 0 - 55 Handicap - 1300m



03 August 2024 - 14:50

Track Rating: Good 4, Weather: Fine, Rail Position: True

Section	Overall	1200m	1000m	800m	600m	400m	200m
Section Times	1:16.37 [1] (0:08.56)	1:07.81 [2] (0:10.70)	0:57.11 [3] (0:10.61)	0:46.50 [3] (0:10.72)	0:35.78 [2] (0:11.46)	0:24.32 [2] (0:11.66)	0:12.66 [1] (0:12.66)
Average Speed [km/h]	42.1	67.3	67.9	67.5	63.5	62.2	57.1
Top Speed [km/h]	66.0	68.7	68.6	69.1	65.7	65.0	60.5
Avg. Dist. to Rail [m]	6.3	0.4	0.7	0.9	2.4	4.3	7.7
Avg. Stride Freq. [Hz]	2.3	2.5	2.4	2.4	2.4	2.4	2.3
Avg. Stride Length [m]	5.1	7.6	7.7	7.7	7.4	7.2	6.9



- [] Ranking at each section and finish
- .-.- No data available at this section
- NA No data available



Horse/Jockey Name	Oh My Hat
Final Rank	2
Fastest Section Time (Section)	0:08.43 (Overall)
Top Speed [km/h] (Section)	69.1 (1000m)
Race State	Finished



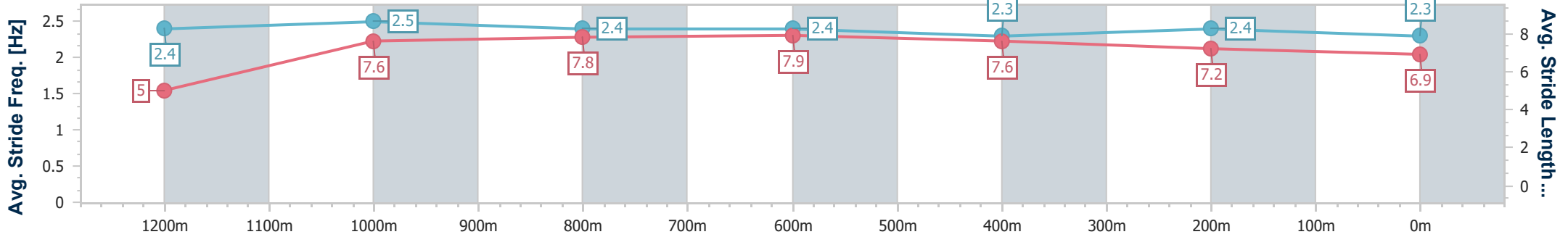
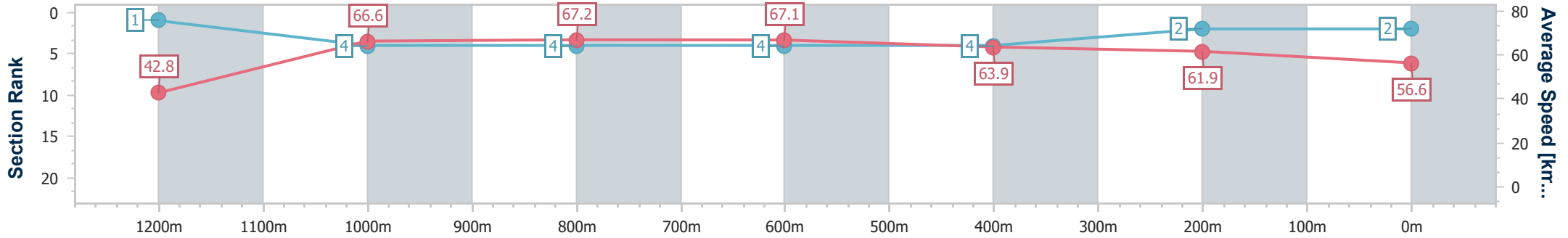
Townsville QLD Professional
Race 5: ERROL SEWELL RATINGS BAND 0 - 55 Handicap - 1300m



03 August 2024 - 14:50

Track Rating: Good 4, Weather: Fine, Rail Position: True

Section	Overall	1200m	1000m	800m	600m	400m	200m
Section Times	1:16.74 [2] (0:08.43)	1:08.31 [1] (0:10.84)	0:57.47 [4] (0:10.73)	0:46.74 [4] (0:10.82)	0:35.92 [4] (0:11.45)	0:24.47 [4] (0:11.74)	0:12.73 [2] (0:12.73)
Average Speed [km/h]	42.8	66.6	67.2	67.1	63.9	61.9	56.6
Top Speed [km/h]	65.8	68.8	69.1	69.0	66.2	64.3	60.0
Avg. Dist. to Rail [m]	11.6	3.0	0.6	1.4	3.4	5.6	7.5
Avg. Stride Freq. [Hz]	2.4	2.5	2.4	2.4	2.3	2.4	2.3
Avg. Stride Length [m]	5.0	7.6	7.8	7.9	7.6	7.2	6.9



- [] Ranking at each section and finish
- .-.- No data available at this section
- NA No data available



Horse/Jockey Name	City Of Boulder
Final Rank	3
Fastest Section Time (Section)	0:08.98 (Overall)
Top Speed [km/h] (Section)	69.3 (1000m)
Race State	Finished



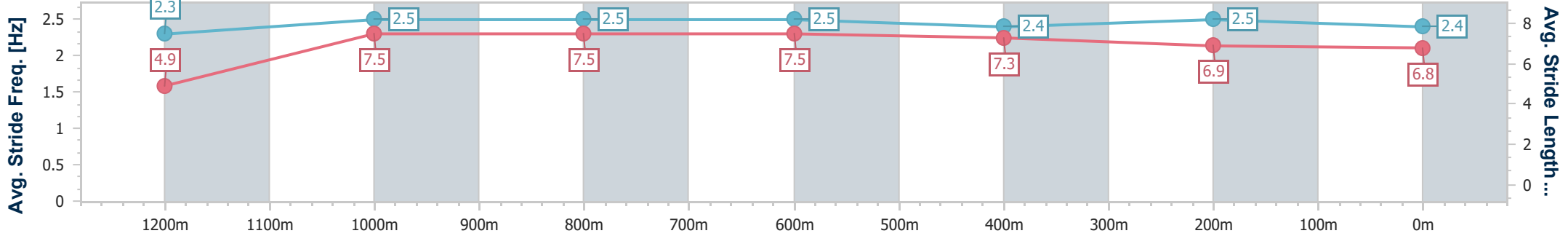
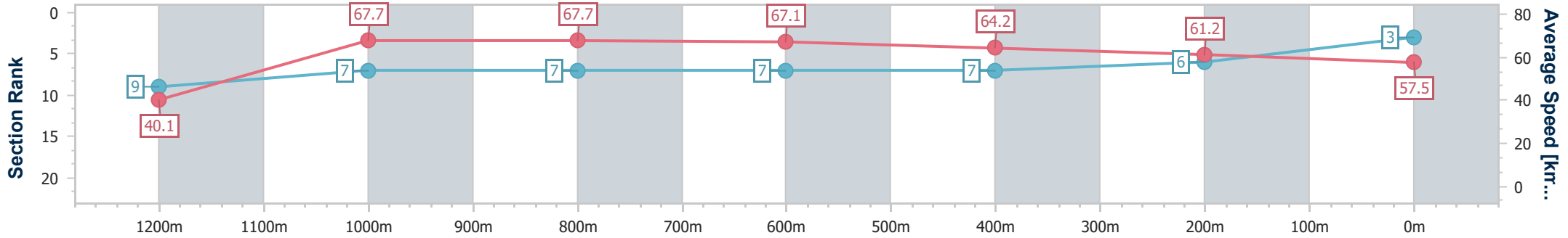
Townsville QLD Professional
Race 5: ERROL SEWELL RATINGS BAND 0 - 55 Handicap - 1300m



03 August 2024 - 14:50

Track Rating: Good 4, Weather: Fine, Rail Position: True

Section	Overall	1200m	1000m	800m	600m	400m	200m
Section Times	1:17.07 [3] (0:08.98)	1:08.09 [9] (0:10.67)	0:57.42 [7] (0:10.75)	0:46.67 [7] (0:10.90)	0:35.77 [7] (0:11.39)	0:24.38 [7] (0:11.85)	0:12.53 [6] (0:12.53)
Average Speed [km/h]	40.1	67.7	67.7	67.1	64.2	61.2	57.5
Top Speed [km/h]	63.2	69.0	69.3	67.7	66.6	62.3	60.2
Avg. Dist. to Rail [m]	15.9	5.2	2.2	3.2	3.2	4.6	6.2
Avg. Stride Freq. [Hz]	2.3	2.5	2.5	2.5	2.4	2.5	2.4
Avg. Stride Length [m]	4.9	7.5	7.5	7.5	7.3	6.9	6.8



- [] Ranking at each section and finish
- .-.- No data available at this section
- NA No data available



Horse/Jockey Name	Vee Eight Power
Final Rank	4
Fastest Section Time (Section)	0:08.73 (Overall)
Top Speed [km/h] (Section)	69.4 (1200m)
Race State	Finished



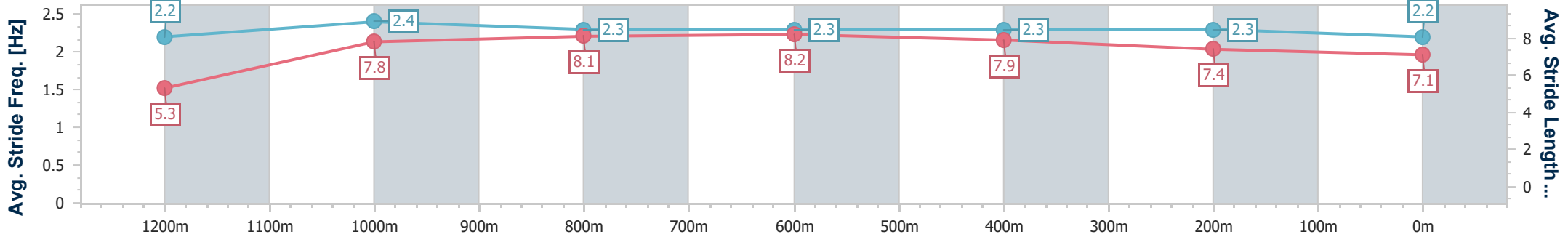
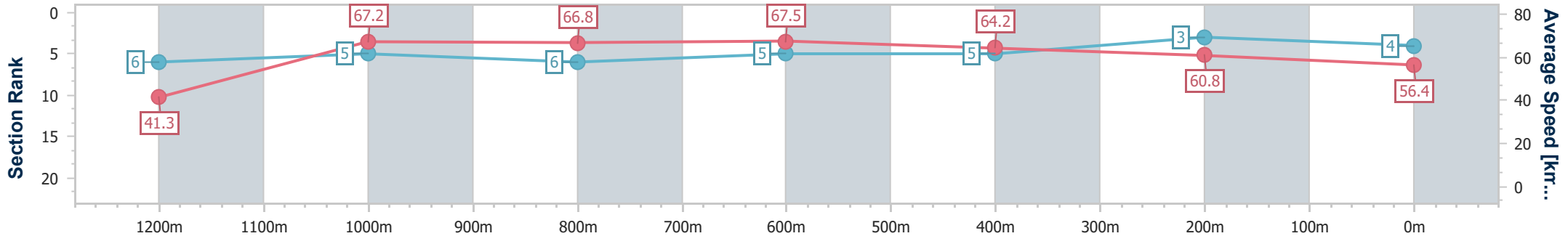
Townsville QLD Professional
Race 5: ERROL SEWELL RATINGS BAND 0 - 55 Handicap - 1300m



03 August 2024 - 14:50

Track Rating: Good 4, Weather: Fine, Rail Position: True

Section	Overall	1200m	1000m	800m	600m	400m	200m
Section Times	1:17.16 [4] (0:08.73)	1:08.43 [6] (0:10.76)	0:57.67 [5] (0:10.87)	0:46.80 [6] (0:10.71)	0:36.09 [5] (0:11.35)	0:24.74 [5] (0:11.96)	0:12.78 [3] (0:12.78)
Average Speed [km/h]	41.3	67.2	66.8	67.5	64.2	60.8	56.4
Top Speed [km/h]	64.2	69.4	67.5	69.0	66.5	62.8	58.4
Avg. Dist. to Rail [m]	9.1	2.7	1.8	0.9	2.6	6.4	6.8
Avg. Stride Freq. [Hz]	2.2	2.4	2.3	2.3	2.3	2.3	2.2
Avg. Stride Length [m]	5.3	7.8	8.1	8.2	7.9	7.4	7.1



- [] Ranking at each section and finish
- .-.- No data available at this section
- NA No data available



Horse/Jockey Name	Chucka Dummy
Final Rank	5
Fastest Section Time (Section)	0:09.13 (Overall)
Top Speed [km/h] (Section)	68.0 (1000m)
Race State	Finished



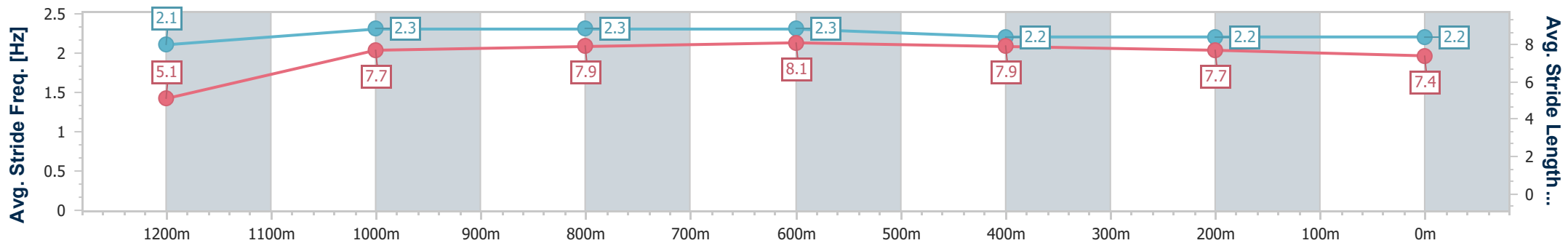
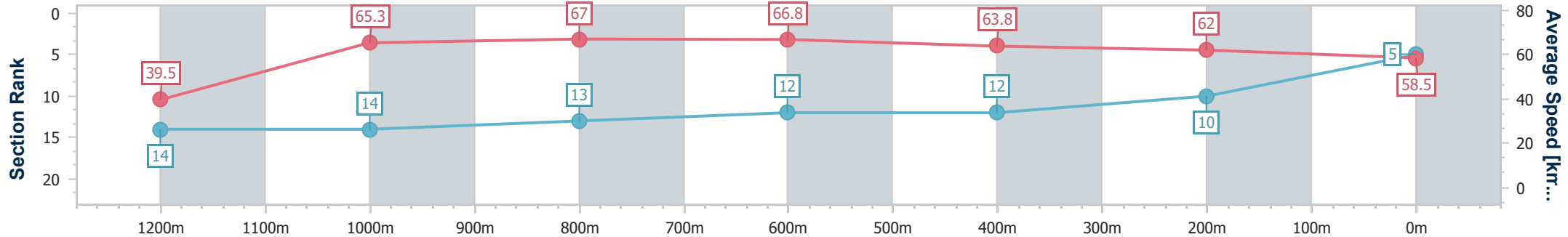
Townsville QLD Professional
Race 5: ERROL SEWELL RATINGS BAND 0 - 55 Handicap - 1300m



03 August 2024 - 14:50

Track Rating: Good 4, Weather: Fine, Rail Position: True

Section	Overall	1200m	1000m	800m	600m	400m	200m
Section Times	1:17.27 [5] (0:09.13)	1:08.14 [14] (0:11.03)	0:57.11 [14] (0:10.77)	0:46.34 [13] (0:10.85)	0:35.49 [12] (0:11.45)	0:24.04 [12] (0:11.72)	0:12.32 [10]
Average Speed [km/h]	39.5	65.3	67.0	66.8	63.8	62.0	58.5
Top Speed [km/h]	61.8	66.7	68.0	67.7	65.5	62.6	61.5
Avg. Dist. to Rail [m]	4.9	0.7	0.7	1.5	2.8	6.0	9.1
Avg. Stride Freq. [Hz]	2.1	2.3	2.3	2.3	2.2	2.2	2.2
Avg. Stride Length [m]	5.1	7.7	7.9	8.1	7.9	7.7	7.4



- [] Ranking at each section and finish
- .-.- No data available at this section
- NA No data available



Horse/Jockey Name	Holy Crown
Final Rank	6
Fastest Section Time (Section)	0:09.00 (Overall)
Top Speed [km/h] (Section)	69.0 (1000m)
Race State	Finished



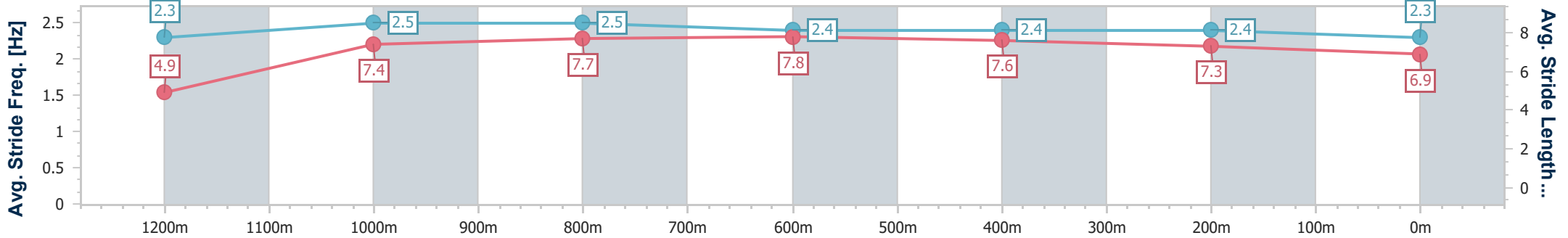
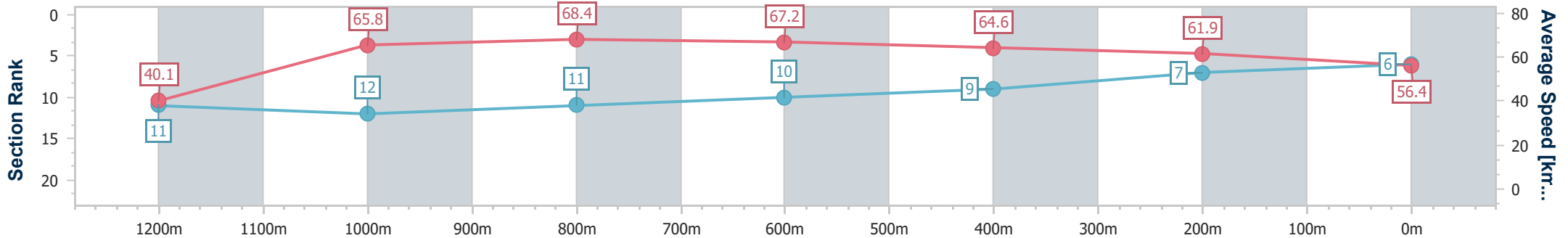
Townsville QLD Professional
Race 5: ERROL SEWELL RATINGS BAND 0 - 55 Handicap - 1300m



03 August 2024 - 14:50

Track Rating: Good 4, Weather: Fine, Rail Position: True

Section	Overall	1200m	1000m	800m	600m	400m	200m
Section Times	1:17.36 [6] (0:09.00)	1:08.36 [11] (0:10.97)	0:57.39 [12] (0:10.66)	0:46.73 [11] (0:10.88)	0:35.85 [10] (0:11.35)	0:24.50 [9] (0:11.74)	0:12.76 [7] (0:12.76)
Average Speed [km/h]	40.1	65.8	68.4	67.2	64.6	61.9	56.4
Top Speed [km/h]	62.7	68.1	69.0	68.1	65.4	64.4	59.2
Avg. Dist. to Rail [m]	12.4	4.5	2.6	3.0	3.6	5.8	5.6
Avg. Stride Freq. [Hz]	2.3	2.5	2.5	2.4	2.4	2.4	2.3
Avg. Stride Length [m]	4.9	7.4	7.7	7.8	7.6	7.3	6.9



- [] Ranking at each section and finish
- .-.- No data available at this section
- NA No data available



Horse/Jockey Name	Kidston
Final Rank	7
Fastest Section Time (Section)	0:09.00 (Overall)
Top Speed [km/h] (Section)	69.7 (1000m)
Race State	Finished



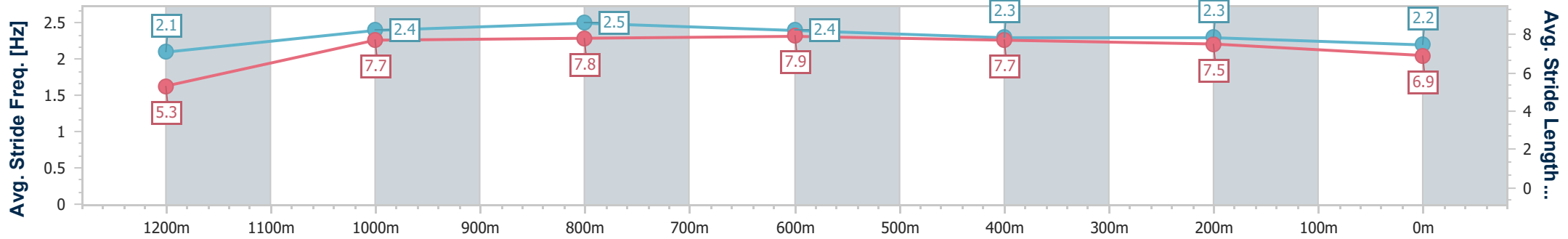
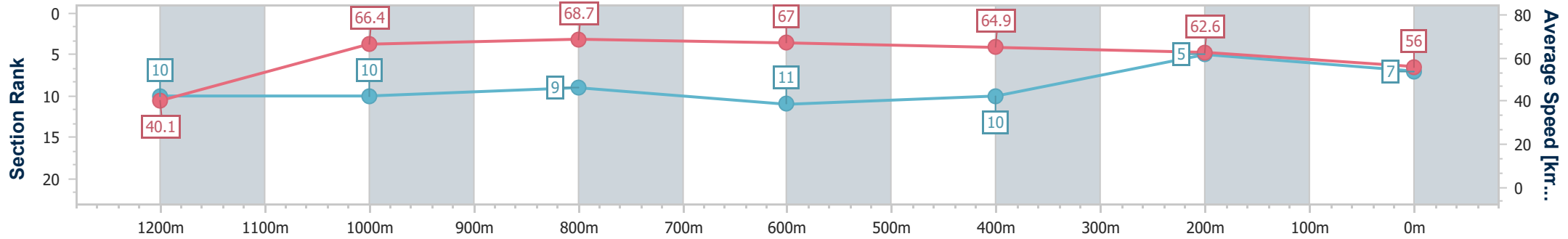
Townsville QLD Professional
Race 5: ERROL SEWELL RATINGS BAND 0 - 55 Handicap - 1300m



03 August 2024 - 14:50

Track Rating: Good 4, Weather: Fine, Rail Position: True

Section	Overall	1200m	1000m	800m	600m	400m	200m
Section Times	1:17.41 [7] (0:09.00)	1:08.41 [10] (0:10.87)	0:57.54 [10] (0:10.69)	0:46.85 [9] (0:10.96)	0:35.89 [11] (0:11.37)	0:24.52 [10] (0:11.63)	0:12.89 [5] (0:12.89)
Average Speed [km/h]	40.1	66.4	68.7	67.0	64.9	62.6	56.0
Top Speed [km/h]	63.4	68.5	69.7	67.7	66.0	63.9	61.2
Avg. Dist. to Rail [m]	14.3	5.4	4.3	3.9	5.0	7.2	7.6
Avg. Stride Freq. [Hz]	2.1	2.4	2.5	2.4	2.3	2.3	2.2
Avg. Stride Length [m]	5.3	7.7	7.8	7.9	7.7	7.5	6.9



- [] Ranking at each section and finish
- .-.- No data available at this section
- NA No data available



Horse/Jockey Name	Strathcona
Final Rank	8
Fastest Section Time (Section)	0:09.27 (Overall)
Top Speed [km/h] (Section)	68.5 (1000m)
Race State	Finished



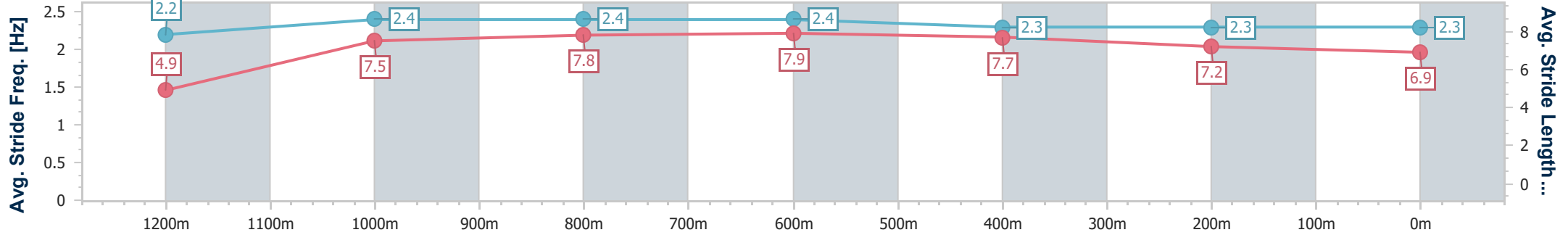
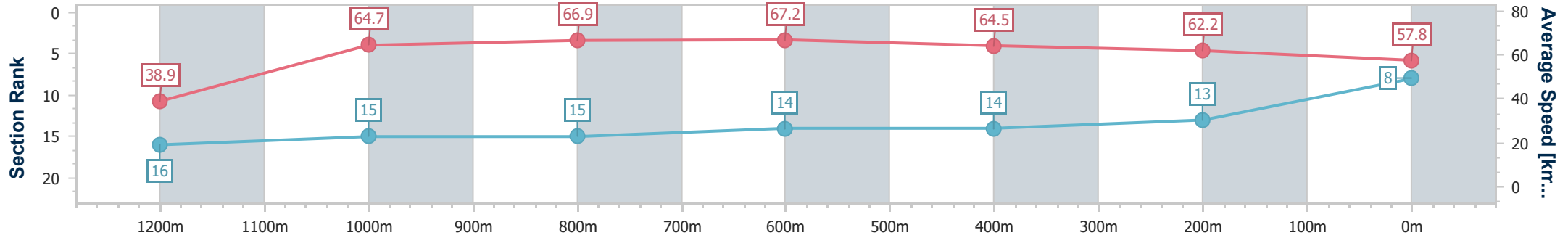
Townsville QLD Professional
Race 5: ERROL SEWELL RATINGS BAND 0 - 55 Handicap - 1300m



03 August 2024 - 14:50

Track Rating: Good 4, Weather: Fine, Rail Position: True

Section	Overall	1200m	1000m	800m	600m	400m	200m
Section Times	1:17.61 [8] (0:09.27)	1:08.34 [16] (0:11.16)	0:57.18 [15] (0:10.86)	0:46.32 [15] (0:10.77)	0:35.55 [14] (0:11.36)	0:24.19 [14] (0:11.73)	0:12.46 [13] (0:12.46)
Average Speed [km/h]	38.9	64.7	66.9	67.2	64.5	62.2	57.8
Top Speed [km/h]	62.1	65.6	68.5	68.4	66.2	62.7	61.1
Avg. Dist. to Rail [m]	12.7	3.8	1.5	1.5	3.8	7.8	10.6
Avg. Stride Freq. [Hz]	2.2	2.4	2.4	2.4	2.3	2.3	2.3
Avg. Stride Length [m]	4.9	7.5	7.8	7.9	7.7	7.2	6.9



- [] Ranking at each section and finish
- .-.- No data available at this section
- NA No data available



Horse/Jockey Name	Another Jack
Final Rank	9
Fastest Section Time (Section)	0:08.82 (Overall)
Top Speed [km/h] (Section)	68.4 (1000m)
Race State	Finished



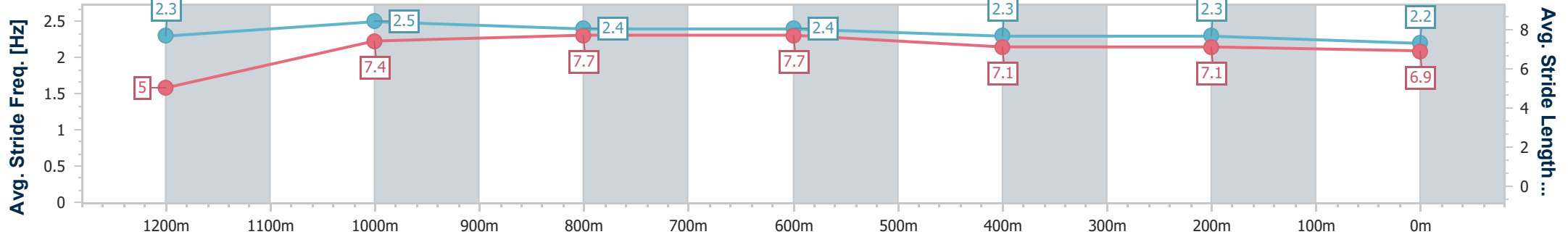
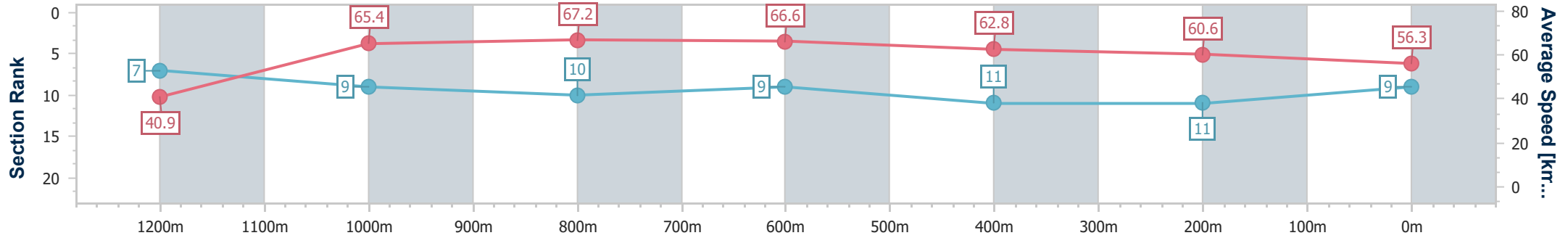
Townsville QLD Professional
Race 5: ERROL SEWELL RATINGS BAND 0 - 55 Handicap - 1300m



03 August 2024 - 14:50

Track Rating: Good 4, Weather: Fine, Rail Position: True

Section	Overall	1200m	1000m	800m	600m	400m	200m
Section Times	1:17.80 [9] (0:08.82)	1:08.98 [7] (0:11.00)	0:57.98 [9] (0:10.77)	0:47.21 [10] (0:10.88)	0:36.33 [9] (0:11.59)	0:24.74 [11] (0:11.95)	0:12.79 [11] (0:12.79)
Average Speed [km/h]	40.9	65.4	67.2	66.6	62.8	60.6	56.3
Top Speed [km/h]	62.7	67.1	68.4	67.9	64.3	61.2	60.0
Avg. Dist. to Rail [m]	3.8	1.2	1.1	1.3	2.3	4.9	8.0
Avg. Stride Freq. [Hz]	2.3	2.5	2.4	2.4	2.3	2.3	2.2
Avg. Stride Length [m]	5.0	7.4	7.7	7.7	7.1	7.1	6.9



- [] Ranking at each section and finish
- .-.- No data available at this section
- NA No data available



Horse/Jockey Name	Datinka
Final Rank	10
Fastest Section Time (Section)	0:09.17 (Overall)
Top Speed [km/h] (Section)	68.3 (800m)
Race State	Finished



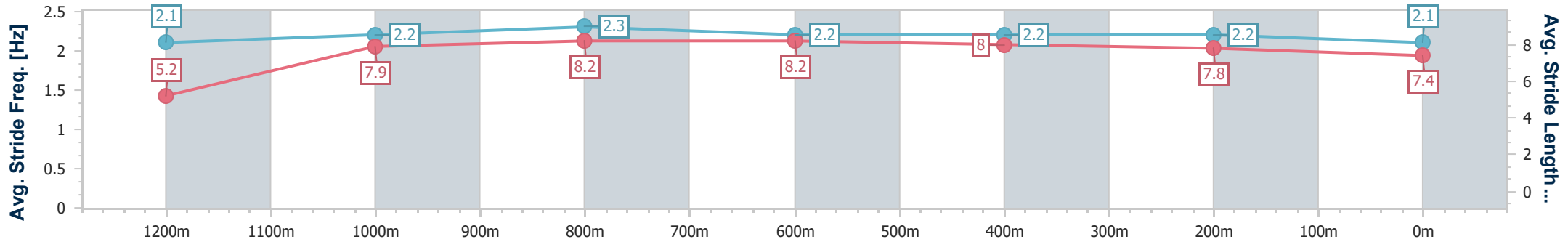
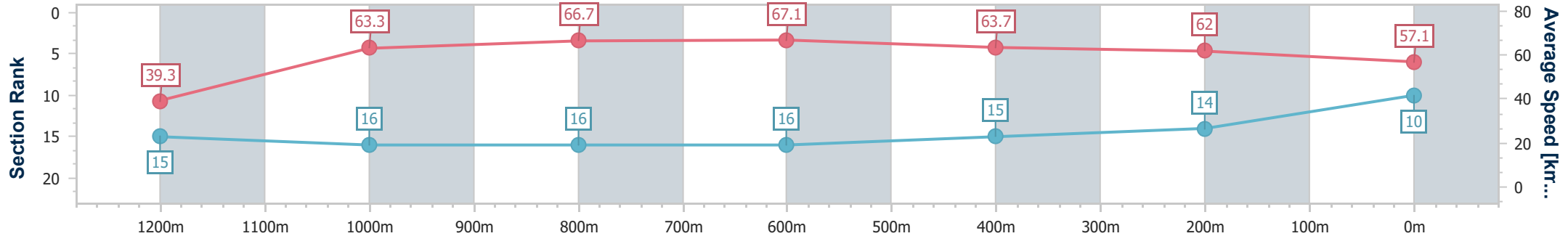
Townsville QLD Professional
Race 5: ERROL SEWELL RATINGS BAND 0 - 55 Handicap - 1300m



03 August 2024 - 14:50

Track Rating: Good 4, Weather: Fine, Rail Position: True

Section	Overall	1200m	1000m	800m	600m	400m	200m
Section Times	1:17.85 [10] (0:09.17)	1:08.68 [15] (0:11.38)	0:57.30 [16] (0:10.82)	0:46.48 [16] (0:10.73)	0:35.75 [16] (0:11.43)	0:24.32 [15] (0:11.71)	0:12.61 [14]
Average Speed [km/h]	39.3	63.3	66.7	67.1	63.7	62.0	57.1
Top Speed [km/h]	60.2	65.2	68.1	68.3	65.7	63.2	60.9
Avg. Dist. to Rail [m]	6.3	1.7	0.4	0.4	2.3	5.1	7.0
Avg. Stride Freq. [Hz]	2.1	2.2	2.3	2.2	2.2	2.2	2.1
Avg. Stride Length [m]	5.2	7.9	8.2	8.2	8.0	7.8	7.4



- [] Ranking at each section and finish
- .-.- No data available at this section
- NA No data available



Horse/Jockey Name	Dawn Strike
Final Rank	11
Fastest Section Time (Section)	0:08.83 (Overall)
Top Speed [km/h] (Section)	69.0 (1000m)
Race State	Finished



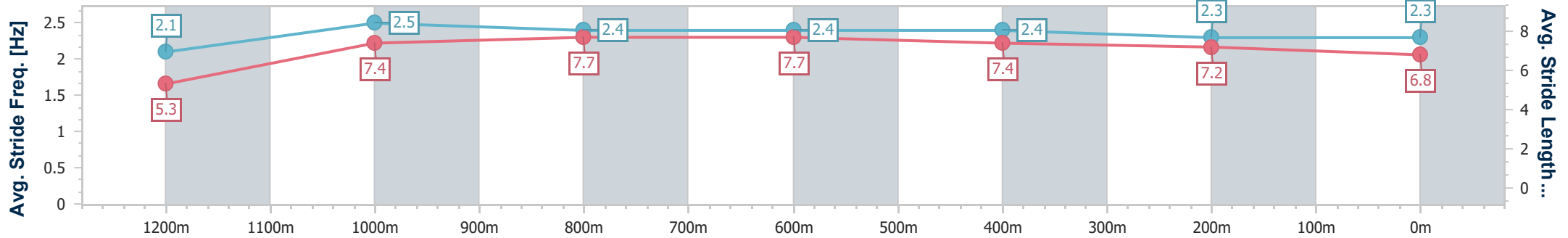
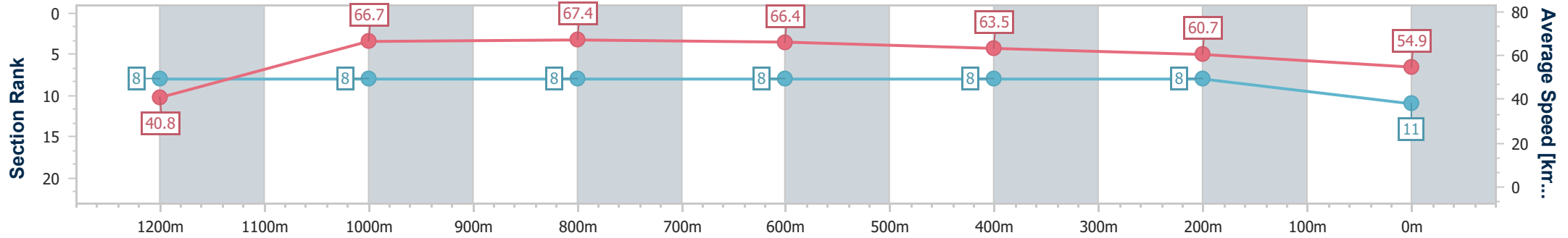
Townsville QLD Professional
Race 5: ERROL SEWELL RATINGS BAND 0 - 55 Handicap - 1300m



03 August 2024 - 14:50

Track Rating: Good 4, Weather: Fine, Rail Position: True

Section	Overall	1200m	1000m	800m	600m	400m	200m
Section Times	1:17.89 [11] (0:08.83)	1:09.06 [8] (0:10.84)	0:58.22 [8] (0:10.81)	0:47.41 [8] (0:10.93)	0:36.48 [8] (0:11.43)	0:25.05 [8] (0:11.92)	0:13.13 [8] (0:13.13)
Average Speed [km/h]	40.8	66.7	67.4	66.4	63.5	60.7	54.9
Top Speed [km/h]	62.8	67.6	69.0	67.4	65.1	62.3	58.6
Avg. Dist. to Rail [m]	15.4	3.7	2.2	1.8	1.5	2.4	3.5
Avg. Stride Freq. [Hz]	2.1	2.5	2.4	2.4	2.4	2.3	2.3
Avg. Stride Length [m]	5.3	7.4	7.7	7.7	7.4	7.2	6.8



- [] Ranking at each section and finish
- .-.- No data available at this section
- NA No data available



Horse/Jockey Name	Fergyliscious
Final Rank	12
Fastest Section Time (Section)	0:09.03 (Overall)
Top Speed [km/h] (Section)	67.7 (800m)
Race State	Finished



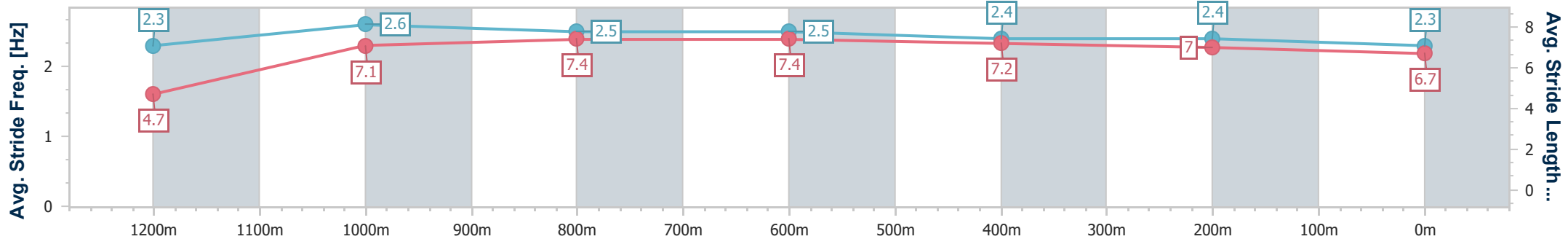
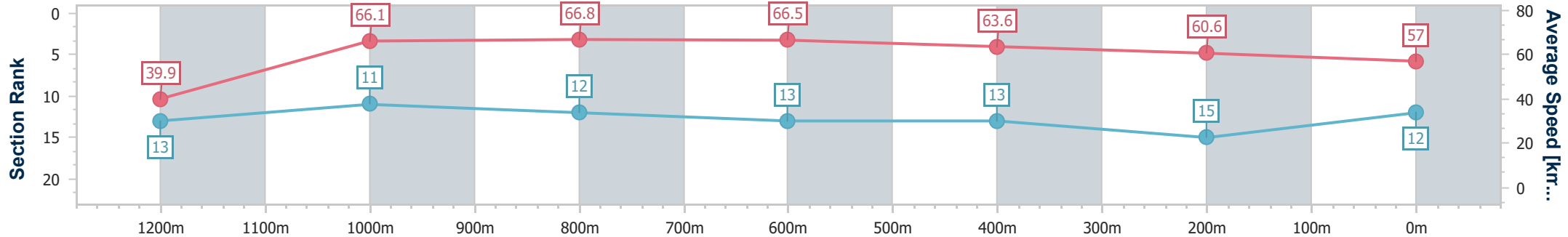
Townsville QLD Professional
Race 5: ERROL SEWELL RATINGS BAND 0 - 55 Handicap - 1300m



03 August 2024 - 14:50

Track Rating: Good 4, Weather: Fine, Rail Position: True

Section	Overall	1200m	1000m	800m	600m	400m	200m
Section Times	1:17.97 [12] (0:09.03)	1:08.94 [13] (0:10.90)	0:58.04 [11] (0:10.91)	0:47.13 [12] (0:10.95)	0:36.18 [13] (0:11.54)	0:24.64 [13] (0:12.01)	0:12.63 [15] (0:12.63)
Average Speed [km/h]	39.9	66.1	66.8	66.5	63.6	60.6	57.0
Top Speed [km/h]	64.7	66.8	67.5	67.7	65.4	62.4	59.4
Avg. Dist. to Rail [m]	9.9	2.8	2.2	2.5	4.0	6.7	9.5
Avg. Stride Freq. [Hz]	2.3	2.6	2.5	2.5	2.4	2.4	2.3
Avg. Stride Length [m]	4.7	7.1	7.4	7.4	7.2	7.0	6.7



- [] Ranking at each section and finish
- .-.- No data available at this section
- NA No data available



Horse/Jockey Name	Listen Listen
Final Rank	13
Fastest Section Time (Section)	0:08.60 (Overall)
Top Speed [km/h] (Section)	70.9 (1000m)
Race State	Finished



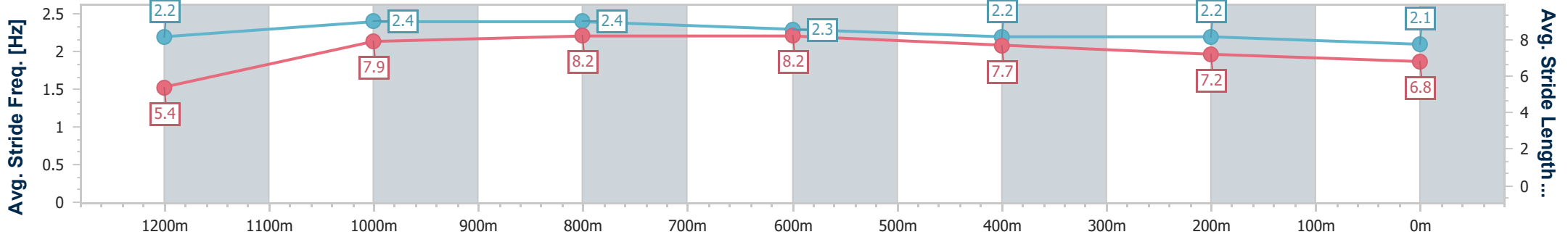
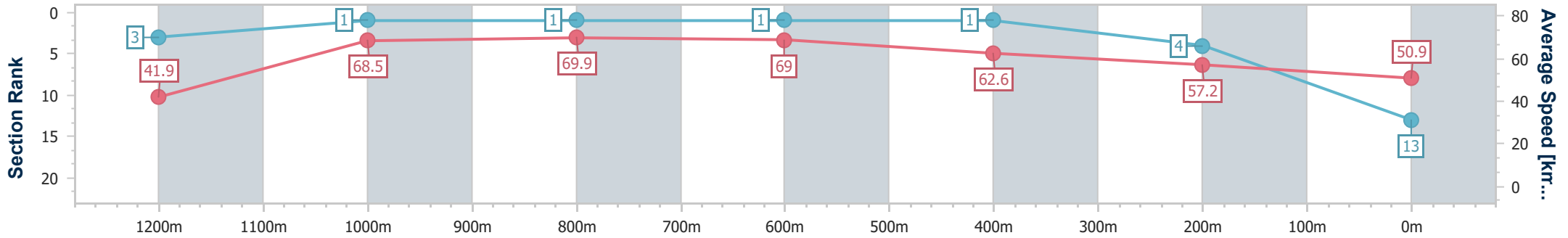
Townsville QLD Professional
Race 5: ERROL SEWELL RATINGS BAND 0 - 55 Handicap - 1300m



03 August 2024 - 14:50

Track Rating: Good 4, Weather: Fine, Rail Position: True

Section	Overall	1200m	1000m	800m	600m	400m	200m
Section Times	1:18.51 [13] (0:08.60)	1:09.91 [3] (0:10.56)	0:59.35 [1] (0:10.50)	0:48.85 [1] (0:10.51)	0:38.34 [1] (0:11.57)	0:26.77 [1] (0:12.64)	0:14.13 [4] (0:14.13)
Average Speed [km/h]	41.9	68.5	69.9	69.0	62.6	57.2	50.9
Top Speed [km/h]	64.6	69.9	70.9	70.8	66.1	59.2	54.7
Avg. Dist. to Rail [m]	16.4	6.2	4.3	1.6	1.0	2.7	3.8
Avg. Stride Freq. [Hz]	2.2	2.4	2.4	2.3	2.2	2.2	2.1
Avg. Stride Length [m]	5.4	7.9	8.2	8.2	7.7	7.2	6.8



- [] Ranking at each section and finish
- .-.- No data available at this section
- NA No data available



Horse/Jockey Name	Ice Bound
Final Rank	14
Fastest Section Time (Section)	0:08.65 (Overall)
Top Speed [km/h] (Section)	70.0 (1200m)
Race State	Finished



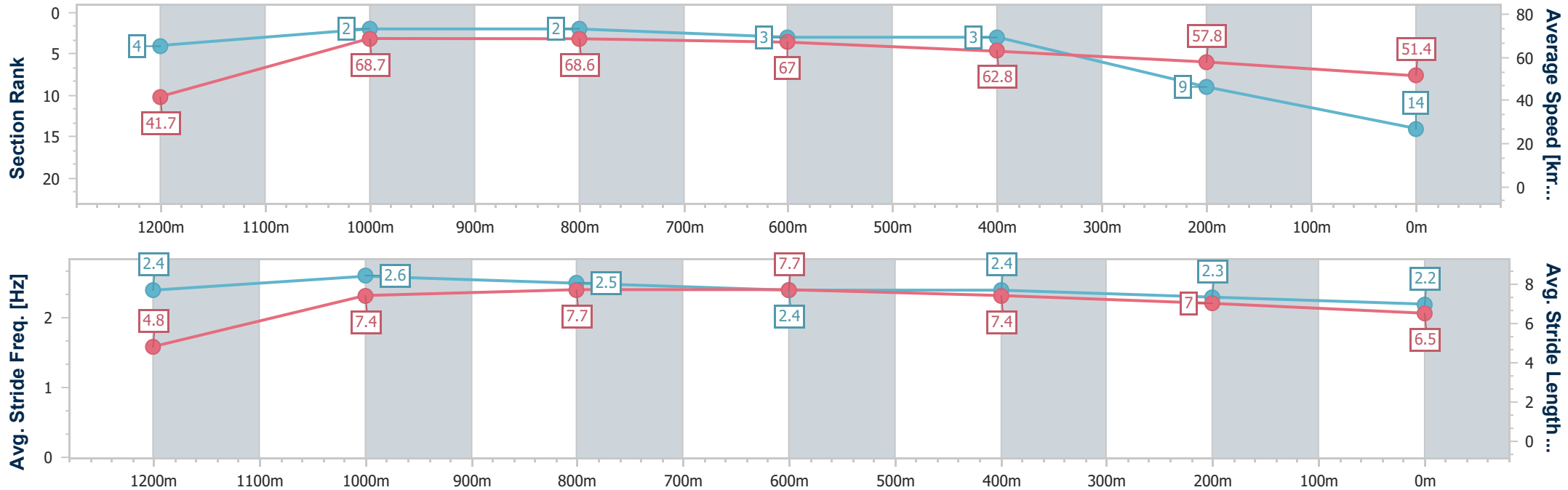
Townsville QLD Professional
Race 5: ERROL SEWELL RATINGS BAND 0 - 55 Handicap - 1300m



03 August 2024 - 14:50

Track Rating: Good 4, Weather: Fine, Rail Position: True

Section	Overall	1200m	1000m	800m	600m	400m	200m
Section Times	1:18.81 [14] (0:08.65)	1:10.16 [4] (0:10.52)	0:59.64 [2] (0:10.64)	0:49.00 [2] (0:10.83)	0:38.17 [3] (0:11.62)	0:26.55 [3] (0:12.54)	0:14.01 [9] (0:14.01)
Average Speed [km/h]	41.7	68.7	68.6	67.0	62.8	57.8	51.4
Top Speed [km/h]	65.1	70.0	69.0	68.9	66.8	60.1	56.5
Avg. Dist. to Rail [m]	14.1	4.7	2.8	1.7	2.6	4.2	6.2
Avg. Stride Freq. [Hz]	2.4	2.6	2.5	2.4	2.4	2.3	2.2
Avg. Stride Length [m]	4.8	7.4	7.7	7.7	7.4	7.0	6.5



- [] Ranking at each section and finish
- .-.- No data available at this section
- NA No data available



Horse/Jockey Name	Red Hot Love
Final Rank	15
Fastest Section Time (Section)	0:09.03 (Overall)
Top Speed [km/h] (Section)	68.3 (1000m)
Race State	Finished



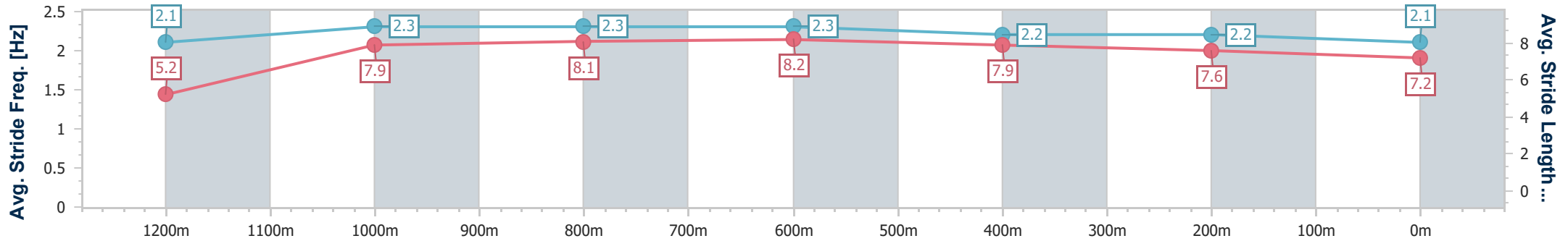
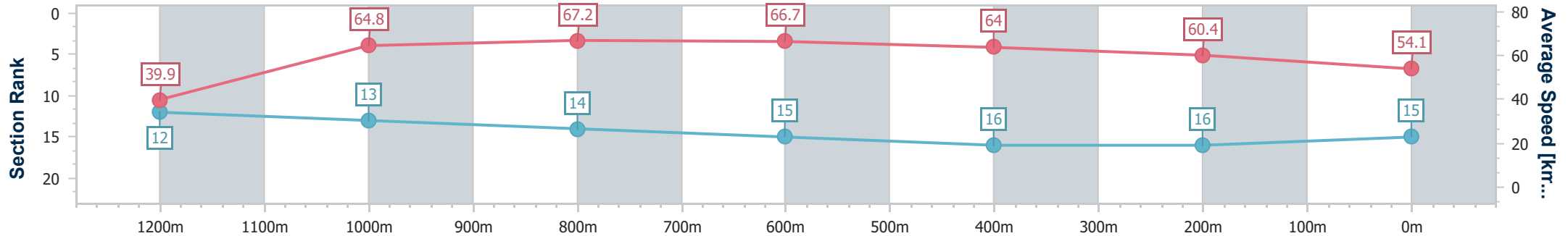
Townsville QLD Professional
Race 5: ERROL SEWELL RATINGS BAND 0 - 55 Handicap - 1300m



03 August 2024 - 14:50

Track Rating: Good 4, Weather: Fine, Rail Position: True

Section	Overall	1200m	1000m	800m	600m	400m	200m
Section Times	1:19.06 [15] (0:09.03)	1:10.03 [12] (0:11.13)	0:58.90 [13] (0:10.88)	0:48.02 [14] (0:11.06)	0:36.96 [15] (0:11.56)	0:25.40 [16] (0:12.08)	0:13.32 [16] (0:13.32)
Average Speed [km/h]	39.9	64.8	67.2	66.7	64.0	60.4	54.1
Top Speed [km/h]	62.7	66.2	68.3	67.9	66.0	61.6	58.7
Avg. Dist. to Rail [m]	8.3	3.1	3.0	5.0	5.5	6.8	7.4
Avg. Stride Freq. [Hz]	2.1	2.3	2.3	2.3	2.2	2.2	2.1
Avg. Stride Length [m]	5.2	7.9	8.1	8.2	7.9	7.6	7.2





Horse/Jockey Name	Test of War
Final Rank	16
Fastest Section Time (Section)	0:08.68 (Overall)
Top Speed [km/h] (Section)	68.1 (1000m)
Race State	Finished



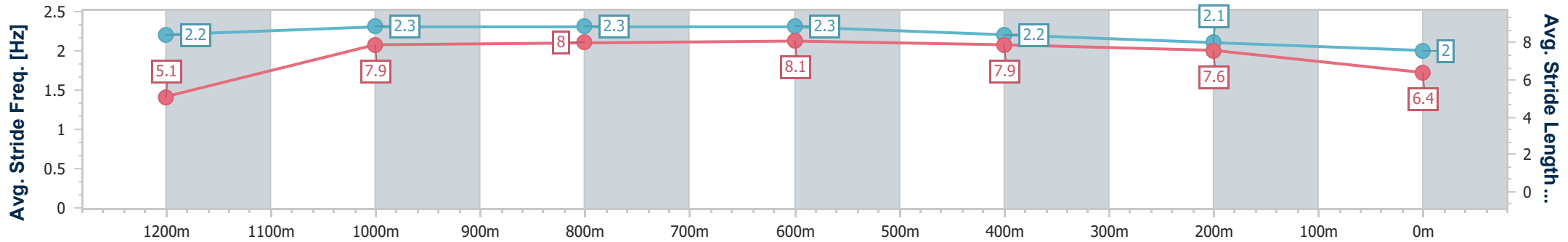
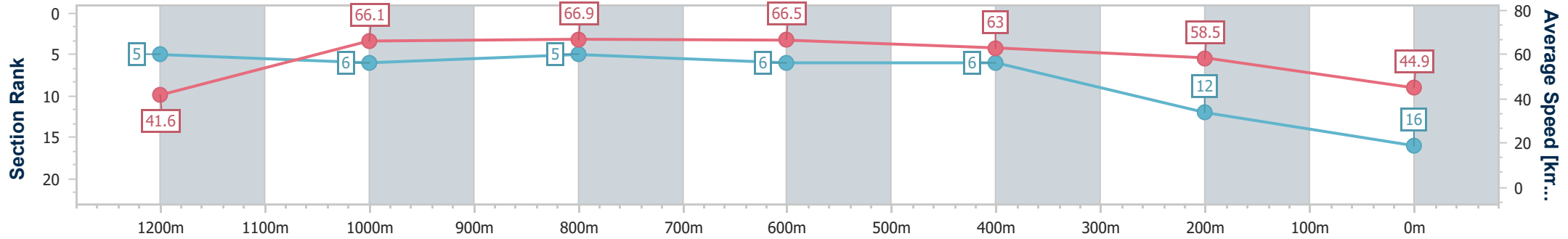
Townsville QLD Professional
Race 5: ERROL SEWELL RATINGS BAND 0 - 55 Handicap - 1300m



03 August 2024 - 14:50

Track Rating: Good 4, Weather: Fine, Rail Position: True

Section	Overall	1200m	1000m	800m	600m	400m	200m
Section Times	1:21.07 [16] (0:08.68)	1:12.39 [5] (0:10.89)	1:01.50 [6] (0:10.78)	0:50.72 [5] (0:10.82)	0:39.90 [6] (0:11.51)	0:28.39 [6] (0:12.38)	0:16.01 [12] (0:16.01)
Average Speed [km/h]	41.6	66.1	66.9	66.5	63.0	58.5	44.9
Top Speed [km/h]	62.3	67.4	68.1	67.6	64.7	60.8	55.0
Avg. Dist. to Rail [m]	6.1	1.2	0.3	0.2	1.5	3.2	4.9
Avg. Stride Freq. [Hz]	2.2	2.3	2.3	2.3	2.2	2.1	2.0
Avg. Stride Length [m]	5.1	7.9	8.0	8.1	7.9	7.6	6.4



- [] Ranking at each section and finish
- .-.- No data available at this section
- NA No data available



Townsville QLD Professional

Race 6: CITY LANE TOWNSVILLE Class 3 Plate - 1400m



03 August 2024 - 15:25

Track Rating: Good 4, Weather: Fine, Rail Position: True

Section		Field Times										Last 600m	
		Overall	1200m	1000m	800m	600m	400m					0:35.42	
		(0:13.26)	(0:10.64)	(0:11.49)	(0:11.36)	(0:11.35)	(0:11.76)						
Rank	TAB	Horse/Jockey	Barrier	Top Speed [km/h]	Fastest Section							Distance Travelled [m]	
1	6	MOKTAFKY	8	66.8	0:10.93	1:22.17 [1]	1:08.61 [5]	0:57.68 [6]	0:46.42 [5]	0:35.23 [5]	0:23.81 [4]	0:35.23	
		Lacey Morrison		1200m	1200m	(0:13.56)	(0:10.93)	(0:11.26)	(0:11.19)	(0:11.42)	(0:11.51)		
2	9	SIR MAXIMUS	13	65.9	0:11.01	1:22.22 [2]	1:08.47 [8]	0:57.46 [8]	0:46.21 [8]	0:35.08 [8]	0:23.65 [6]	0:35.08	-2
		Chris Whiteley		1200m	1200m	(0:13.75)	(0:11.01)	(0:11.25)	(0:11.13)	(0:11.43)	(0:11.56)		
3	16	VALENKI	9	67.4	0:11.17	1:22.42 [3]	1:08.56 [9]	0:57.39 [10]	0:46.16 [10]	0:34.89 [10]	0:23.50 [9]	0:34.89	+6
		Jackson Murphy		1000m	1200m	(0:13.86)	(0:11.17)	(0:11.23)	(0:11.27)	(0:11.39)	(0:11.31)		
4	11	SENNAPROST	3	67.1	0:10.93	1:22.52 [4]	1:08.83 [7]	0:57.90 [7]	0:46.67 [7]	0:35.41 [6]	0:23.80 [8]	0:35.41	-3
		Ron Stewart		1200m	1200m	(0:13.69)	(0:10.93)	(0:11.23)	(0:11.26)	(0:11.61)	(0:11.47)		
5	2	CUSACK	2	66.9	0:11.07	1:22.78 [5]	1:08.83 [10]	0:57.76 [9]	0:46.52 [9]	0:35.28 [9]	0:23.80 [12]	0:35.28	-2
		Justin Huxtable		1000m	1200m	(0:13.95)	(0:11.07)	(0:11.24)	(0:11.24)	(0:11.48)	(0:11.41)		
6	10	INDICATIVE	17	69.7	0:10.64	1:22.82 [6]	1:09.56 [1]	0:58.92 [1]	0:47.43 [1]	0:36.07 [1]	0:24.72 [1]	0:36.07	+0
		Isabella Teh		1200m	1200m	(0:13.26)	(0:10.64)	(0:11.49)	(0:11.36)	(0:11.35)	(0:11.76)		
7	12	YOU ARE KING	11	67.0	0:10.92	1:22.85 [7]	1:09.37 [3]	0:58.45 [3]	0:47.23 [4]	0:35.91 [4]	0:24.50 [3]	0:35.91	+1
		Denicious Smith		1200m	1200m	(0:13.48)	(0:10.92)	(0:11.22)	(0:11.32)	(0:11.41)	(0:11.73)		
8	1	CEASAR	15	66.7	0:11.15	1:22.94 [8]	1:08.95 [11]	0:57.73 [11]	0:46.46 [11]	0:35.31 [12]	0:23.99 [11]	0:35.31	+4
		Nathan Day		1000m	800m	(0:13.99)	(0:11.22)	(0:11.27)	(0:11.15)	(0:11.32)	(0:11.78)		
9	17	THE SHERPA	19	67.2	0:11.04	1:22.95 [9]	1:08.66 [13]	0:57.62 [12]	0:46.45 [12]	0:35.32 [11]	0:24.01 [10]	0:35.32	+0
		Pietro Romeo		1000m	1200m	(0:14.29)	(0:11.04)	(0:11.17)	(0:11.13)	(0:11.31)	(0:11.53)		
10	8	PRIVATE CHEETAH	4	66.5	0:11.04	1:22.99 [10]	1:09.60 [2]	0:58.56 [4]	0:47.38 [3]	0:36.06 [3]	0:24.48 [5]	0:36.06	-4
		Tyler Leslight		Overall	1200m	(0:13.39)	(0:11.04)	(0:11.18)	(0:11.32)	(0:11.58)	(0:11.73)		

Scratched: Set The Sails (#15), Battalion (#20), Bloomin' Ready (#18), Harrow (#5), Chucka Dummy (#19), Admiral Ash (#21)

[] Ranking at each section and finish
 -:-:- No data available at this section
 NA No data available

SCN Saddle cloth number
 DNF Did not finish
 DNT Did not track



Townsville QLD Professional

Race 6: CITY LANE TOWNSVILLE Class 3 Plate - 1400m

03 August 2024 - 15:25



Track Rating: Good 4, Weather: Fine, Rail Position: True

Section		Overall	1200m	1000m	800m	600m	400m	Last 600m				
Field Times		1:22.17 (0:13.26)	1:08.91 (0:10.64)	0:58.27 (0:11.49)	0:46.78 (0:11.36)	0:35.42 (0:11.35)	0:24.07 (0:11.76)	0:35.42				
Rank	TAB Horse/Jockey	Barrier	Top Speed [km/h]	Fastest Section	Distance Travelled [m]							
11	14 AMMAND Justin Stanley	14	67.1 1200m	0:10.86 1200m	1:23.05 [11] (0:13.63)	1:09.42 [6] (0:10.86)	0:58.56 [5] (0:11.28)	0:47.28 [6] (0:11.36)	0:35.92 [7] (0:11.51)	0:24.41 [7] (0:11.68)	0:35.92	+2
11	13 REDAVNI Michael Cahill	16	67.0 800m	0:11.08 800m	1:23.05 [11] (0:14.07)	1:08.98 [12] (0:11.34)	0:57.64 [13] (0:11.42)	0:46.22 [13] (0:11.08)	0:35.14 [13] (0:11.27)	0:23.87 [13] (0:11.60)	0:35.14	+6
13	7 MY ARTIE Ashley Butler	10	67.8 1200m	0:10.86 1200m	1:23.38 [13] (0:13.52)	1:09.86 [4] (0:10.86)	0:59.00 [2] (0:11.22)	0:47.78 [2] (0:11.20)	0:36.58 [2] (0:11.36)	0:25.22 [2] (0:11.81)	0:36.58	-5
14	4 FINSCEAL Sean Cormack	7	66.8 800m	0:10.94 800m	1:23.68 [14] (0:14.89)	1:08.79 [15] (0:11.30)	0:57.49 [15] (0:11.20)	0:46.29 [15] (0:10.94)	0:35.35 [15] (0:11.33)	0:24.02 [15] (0:11.59)	0:35.35	-3
15	3 DEVIL'S INN Carl Spry	20	67.1 800m	0:11.00 800m	1:23.75 [15] (0:14.31)	1:09.44 [14] (0:11.34)	0:58.10 [14] (0:11.32)	0:46.78 [14] (0:11.00)	0:35.78 [14] (0:11.27)	0:24.51 [14] (0:11.50)	0:35.78	-1

Scratched: Set The Sails (#15), Battalion (#20), Bloomin' Ready (#18), Harrow (#5), Chucka Dummy (#19), Admiral Ash (#21)

[] Ranking at each section and finish
 -:-:-:- No data available at this section
 NA No data available

SCN Saddle cloth number
 DNF Did not finish
 DNT Did not track



Townsville QLD Professional

Race 6: CITY LANE TOWNSVILLE Class 3 Plate - 1400m

03 August 2024 - 15:25



Track Rating: Good 4, Weather: Fine, Rail Position: True

Section				200m				Last 600m	
Field Times				0:12.31 (0:12.31)				0:35.42	
Rank	TAB	Horse/Jockey	Barrier	Top Speed [km/h]	Fastest Section	Margin			Distance Travelled [m]
1	6	MOKTAFY Lacey Morrison	8	66.8 1200m	0:10.93 1200m	0:12.30 [2] (0:12.30)	1:22.17		0:35.23
2	9	SIR MAXIMUS Chris Whiteley	13	65.9 1200m	0:11.01 1200m	0:12.09 [5] (0:12.09)	0.29L		0:35.08 -2
3	16	VALENKI Jackson Murphy	9	67.4 1000m	0:11.17 1200m	0:12.19 [7] (0:12.19)	1.5L		0:34.89 +6
4	11	SENNAPROST Ron Stewart	3	67.1 1200m	0:10.93 1200m	0:12.33 [6] (0:12.33)	2.09L		0:35.41 -3
5	2	CUSACK Justin Huxtable	2	66.9 1000m	0:11.07 1200m	0:12.39 [10] (0:12.39)	3.61L		0:35.28 -2
6	10	INDICATIVE Isabella Teh	17	69.7 1200m	0:10.64 1200m	0:12.96 [1] (0:12.96)	3.86L		0:36.07 +0
7	12	YOU ARE KING Denicious Smith	11	67.0 1200m	0:10.92 1200m	0:12.77 [4] (0:12.77)	3.99L		0:35.91 +1
8	1	CEASAR Nathan Day	15	66.7 1000m	0:11.15 800m	0:12.21 [12] (0:12.21)	4.57L		0:35.31 +4
9	17	THE SHERPA Pietro Romeo	19	67.2 1000m	0:11.04 1200m	0:12.48 [11] (0:12.48)	4.59L		0:35.32 +0
10	8	PRIVATE CHEETAH Tyler Leslight	4	66.5 Overall	0:11.04 1200m	0:12.75 [8] (0:12.75)	4.86L		0:36.06 -4

Scratched: Set The Sails (#15), Battalion (#20), Bloomin' Ready (#18), Harrow (#5), Chucka Dummy (#19), Admiral Ash (#21)

[] Ranking at each section and finish
 -:-:- No data available at this section
 NA No data available

SCN Saddle cloth number
 DNF Did not finish
 DNT Did not track



Townsville QLD Professional
Race 6: CITY LANE TOWNSVILLE Class 3 Plate - 1400m
03 August 2024 - 15:25



Track Rating: Good 4, Weather: Fine, Rail Position: True

Section								200m	Last 600m	
Field Times								0:12.31 (0:12.31)	0:35.42	
Rank	TAB	Horse/Jockey	Barrier	Top Speed [km/h]	Fastest Section	Margin			Distance Travelled [m]	
11	14	AMMAND Justin Stanley	14	67.1 1200m	0:10.86 1200m	0:12.73 [9] (0:12.73)	5.18L		0:35.92 +2	
11	13	REDAVNI Michael Cahill	16	67.0 800m	0:11.08 800m	0:12.27 [14] (0:12.27)	5.18L		0:35.14 +6	
13	7	MY ARTIE Ashley Butler	10	67.8 1200m	0:10.86 1200m	0:13.41 [3] (0:13.41)	7.11L		0:36.58 -5	
14	4	FINSCEAL Sean Cormack	7	66.8 800m	0:10.94 800m	0:12.43 [15] (0:12.43)	8.9L		0:35.35 -3	
15	3	DEVIL'S INN Carl Spry	20	67.1 800m	0:11.00 800m	0:13.01 [13] (0:13.01)	9.3L		0:35.78 -1	

Scratched: Set The Sails (#15), Battalion (#20), Bloomin' Ready (#18), Harrow (#5), Chucka Dummy (#19), Admiral Ash (#21)

[] Ranking at each section and finish
 -:-:-:- No data available at this section
 NA No data available

SCN Saddle cloth number
 DNF Did not finish
 DNT Did not track



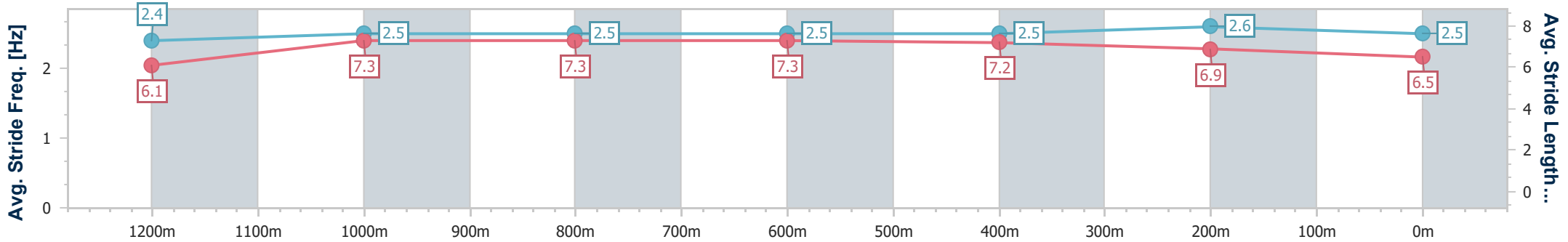
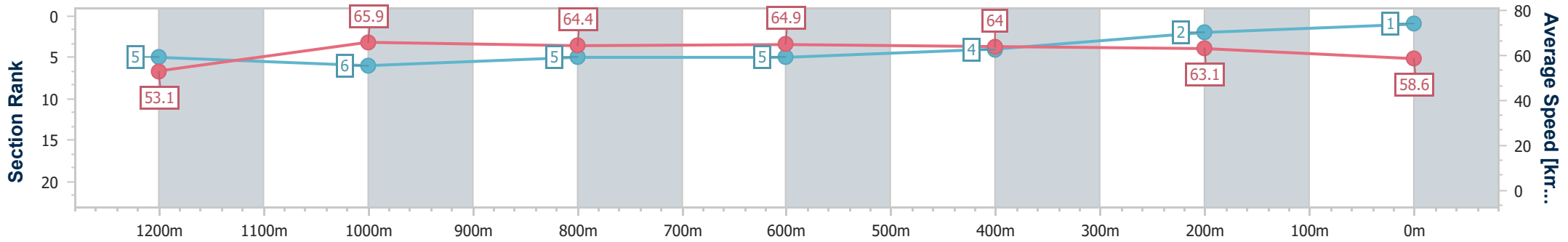
Horse/Jockey Name	Moktaffy
Final Rank	1
Fastest Section Time (Section)	0:10.93 (1200m)
Top Speed [km/h] (Section)	66.8 (1200m)
Race State	Finished



Townsville QLD Professional
 Race 6: CITY LANE TOWNSVILLE Class 3 Plate - 1400m
 03 August 2024 - 15:25
 Track Rating: Good 4, Weather: Fine, Rail Position: True



Section	Overall	1200m	1000m	800m	600m	400m	200m
Section Times	1:22.17 [1] (0:13.56)	1:08.61 [5] (0:10.93)	0:57.68 [6] (0:11.26)	0:46.42 [5] (0:11.19)	0:35.23 [5] (0:11.42)	0:23.81 [4] (0:11.51)	0:12.30 [2] (0:12.30)
Average Speed [km/h]	53.1	65.9	64.4	64.9	64.0	63.1	58.6
Top Speed [km/h]	66.4	66.8	65.3	65.6	64.3	63.5	61.8
Avg. Dist. to Rail [m]	7.2	2.2	1.4	1.7	2.9	5.1	5.2
Avg. Stride Freq. [Hz]	2.4	2.5	2.5	2.5	2.5	2.6	2.5
Avg. Stride Length [m]	6.1	7.3	7.3	7.3	7.2	6.9	6.5



- [] Ranking at each section and finish
- .-.- No data available at this section
- NA No data available



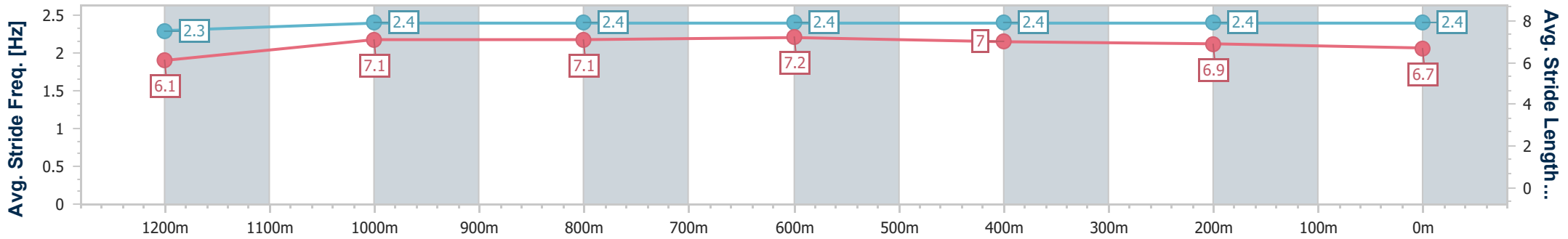
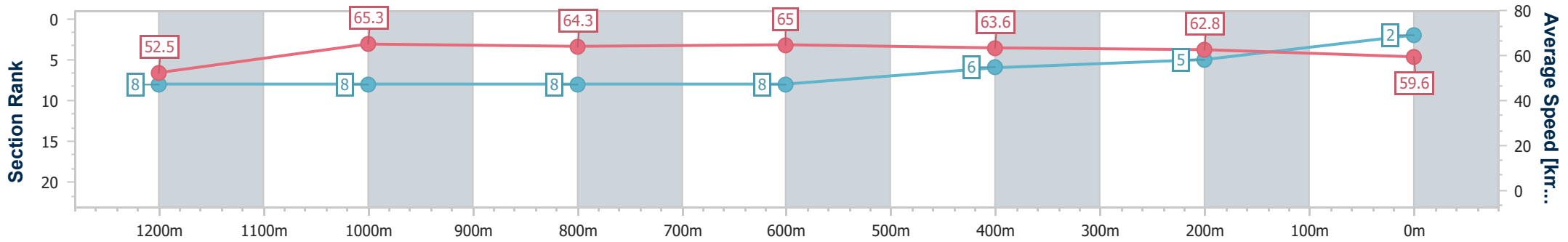
Horse/Jockey Name	Sir Maximus
Final Rank	2
Fastest Section Time (Section)	0:11.01 (1200m)
Top Speed [km/h] (Section)	65.9 (1200m)
Race State	Finished



Townsville QLD Professional
 Race 6: CITY LANE TOWNSVILLE Class 3 Plate - 1400m
 03 August 2024 - 15:25
 Track Rating: Good 4, Weather: Fine, Rail Position: True



Section	Overall	1200m	1000m	800m	600m	400m	200m
Section Times	1:22.22 [2] (0:13.75)	1:08.47 [8] (0:11.01)	0:57.46 [8] (0:11.25)	0:46.21 [8] (0:11.13)	0:35.08 [8] (0:11.43)	0:23.65 [6] (0:11.56)	0:12.09 [5]
Average Speed [km/h]	52.5	65.3	64.3	65.0	63.6	62.8	59.6
Top Speed [km/h]	65.7	65.9	65.7	65.6	64.1	64.0	61.5
Avg. Dist. to Rail [m]	9.7	1.9	0.7	0.6	2.3	5.0	6.5
Avg. Stride Freq. [Hz]	2.3	2.4	2.4	2.4	2.4	2.4	2.4
Avg. Stride Length [m]	6.1	7.1	7.1	7.2	7.0	6.9	6.7



- [] Ranking at each section and finish
- .-.- No data available at this section
- NA No data available



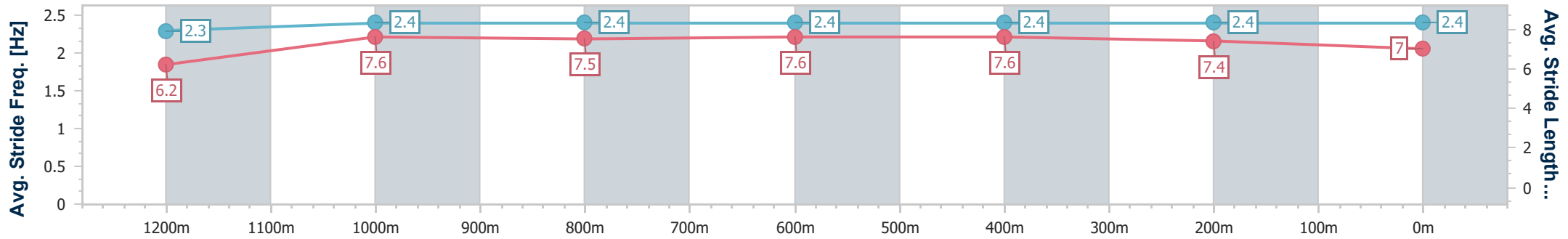
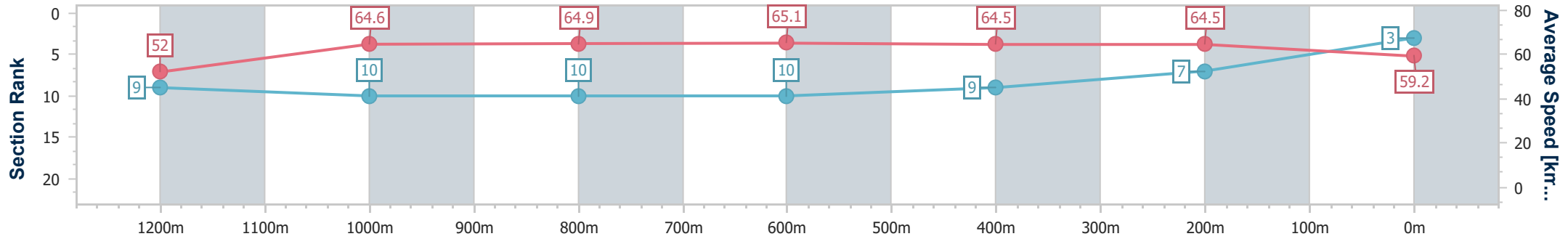
Horse/Jockey Name	Valenki
Final Rank	3
Fastest Section Time (Section)	0:11.17 (1200m)
Top Speed [km/h] (Section)	67.4 (1000m)
Race State	Finished



Townsville QLD Professional
 Race 6: CITY LANE TOWNSVILLE Class 3 Plate - 1400m
 03 August 2024 - 15:25
 Track Rating: Good 4, Weather: Fine, Rail Position: True



Section	Overall	1200m	1000m	800m	600m	400m	200m
Section Times	1:22.42 [3] (0:13.86)	1:08.56 [9] (0:11.17)	0:57.39 [10] (0:11.23)	0:46.16 [10] (0:11.27)	0:34.89 [10] (0:11.39)	0:23.50 [9] (0:11.31)	0:12.19 [7] (0:12.19)
Average Speed [km/h]	52.0	64.6	64.9	65.1	64.5	64.5	59.2
Top Speed [km/h]	65.5	65.0	67.4	65.9	65.2	65.8	62.8
Avg. Dist. to Rail [m]	6.9	1.9	2.5	3.8	4.2	10.2	11.4
Avg. Stride Freq. [Hz]	2.3	2.4	2.4	2.4	2.4	2.4	2.4
Avg. Stride Length [m]	6.2	7.6	7.5	7.6	7.6	7.4	7.0



- [] Ranking at each section and finish
- .-.- No data available at this section
- NA No data available



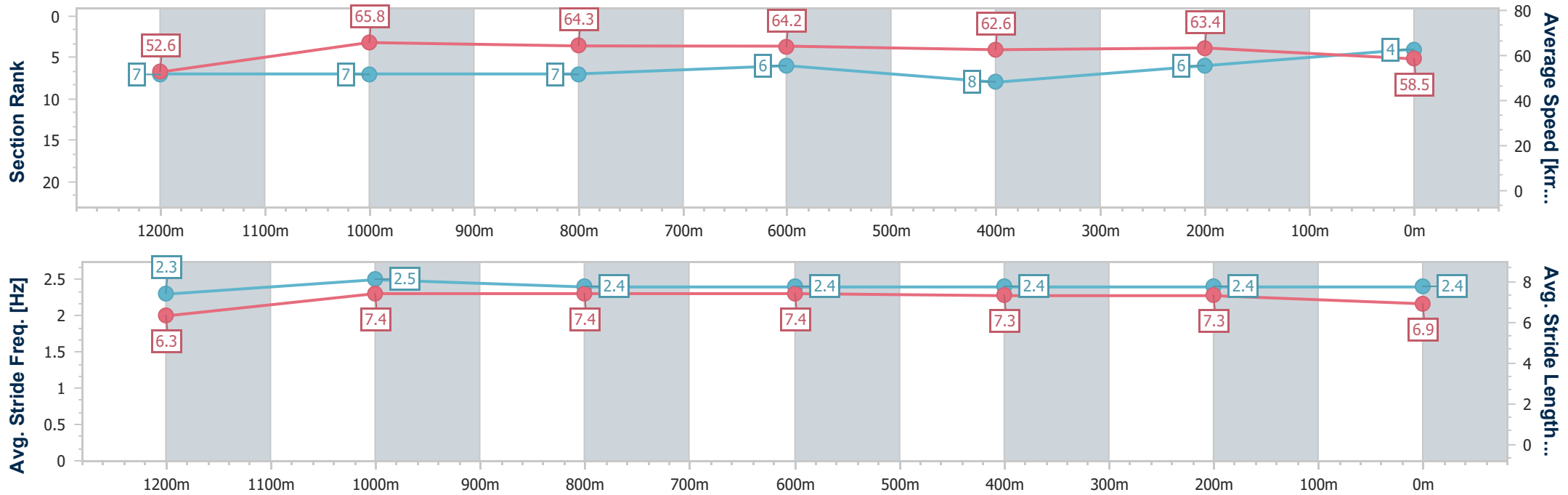
Horse/Jockey Name	Sennaprost
Final Rank	4
Fastest Section Time (Section)	0:10.93 (1200m)
Top Speed [km/h] (Section)	67.1 (1200m)
Race State	Finished



Townsville QLD Professional
 Race 6: CITY LANE TOWNSVILLE Class 3 Plate - 1400m
 03 August 2024 - 15:25
 Track Rating: Good 4, Weather: Fine, Rail Position: True



Section	Overall	1200m	1000m	800m	600m	400m	200m
Section Times	1:22.52 [4] (0:13.69)	1:08.83 [7] (0:10.93)	0:57.90 [7] (0:11.23)	0:46.67 [7] (0:11.26)	0:35.41 [6] (0:11.61)	0:23.80 [8] (0:11.47)	0:12.33 [6] (0:12.33)
Average Speed [km/h]	52.6	65.8	64.3	64.2	62.6	63.4	58.5
Top Speed [km/h]	65.8	67.1	65.4	64.9	63.6	64.7	61.5
Avg. Dist. to Rail [m]	4.7	0.8	0.5	0.8	1.6	6.7	8.6
Avg. Stride Freq. [Hz]	2.3	2.5	2.4	2.4	2.4	2.4	2.4
Avg. Stride Length [m]	6.3	7.4	7.4	7.4	7.3	7.3	6.9



- [] Ranking at each section and finish
- .-.- No data available at this section
- NA No data available



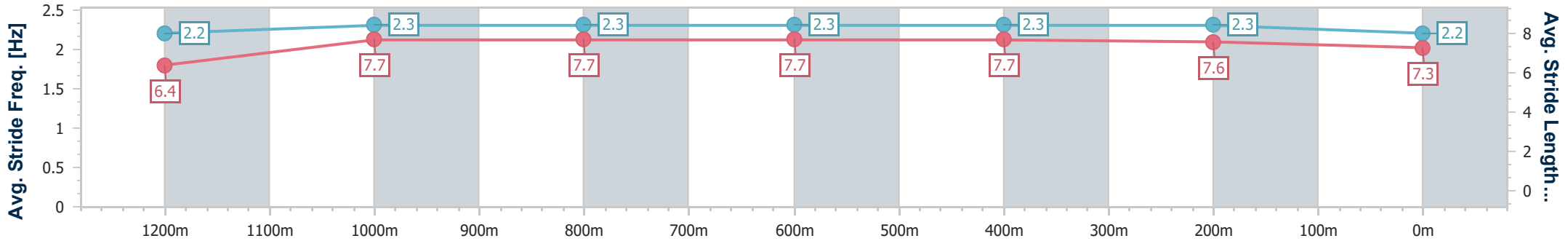
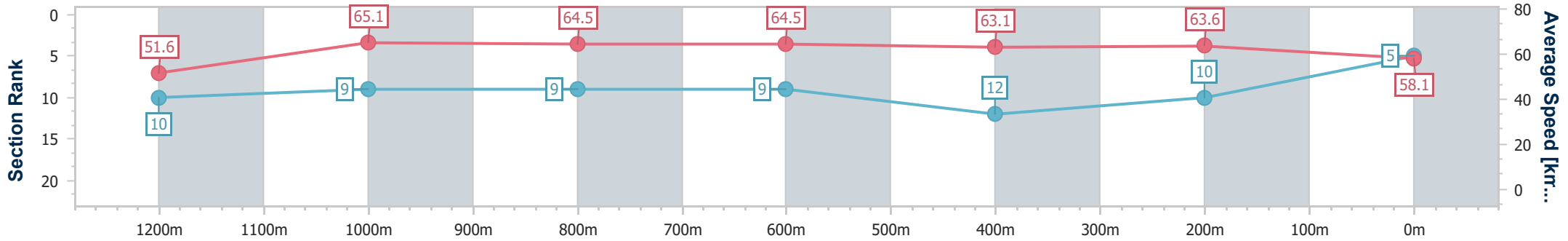
Horse/Jockey Name	Cusack
Final Rank	5
Fastest Section Time (Section)	0:11.07 (1200m)
Top Speed [km/h] (Section)	66.9 (1000m)
Race State	Finished



Townsville QLD Professional
 Race 6: CITY LANE TOWNSVILLE Class 3 Plate - 1400m
 03 August 2024 - 15:25
 Track Rating: Good 4, Weather: Fine, Rail Position: True



Section	Overall	1200m	1000m	800m	600m	400m	200m
Section Times	1:22.78 [5] (0:13.95)	1:08.83 [10] (0:11.07)	0:57.76 [9] (0:11.24)	0:46.52 [9] (0:11.24)	0:35.28 [9] (0:11.48)	0:23.80 [12] (0:11.41)	0:12.39 [10] (0:12.39)
Average Speed [km/h]	51.6	65.1	64.5	64.5	63.1	63.6	58.1
Top Speed [km/h]	65.9	66.3	66.9	65.8	64.0	64.6	61.6
Avg. Dist. to Rail [m]	4.5	2.2	1.7	1.1	1.6	4.7	6.6
Avg. Stride Freq. [Hz]	2.2	2.3	2.3	2.3	2.3	2.3	2.2
Avg. Stride Length [m]	6.4	7.7	7.7	7.7	7.7	7.6	7.3



- [] Ranking at each section and finish
- .-.- No data available at this section
- NA No data available



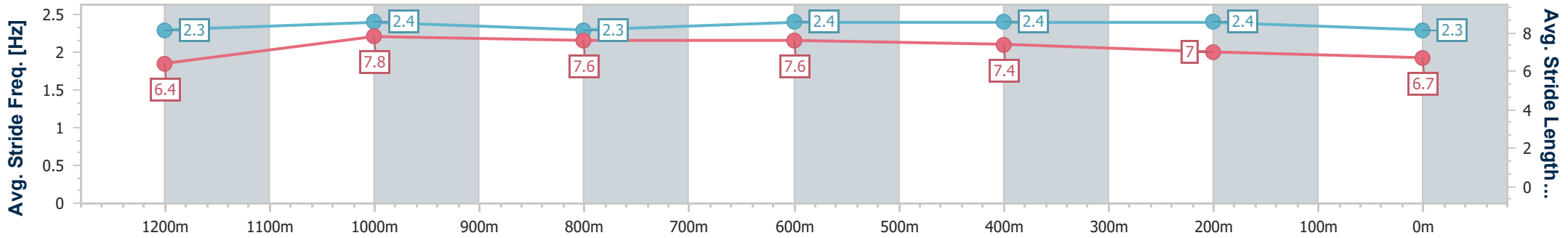
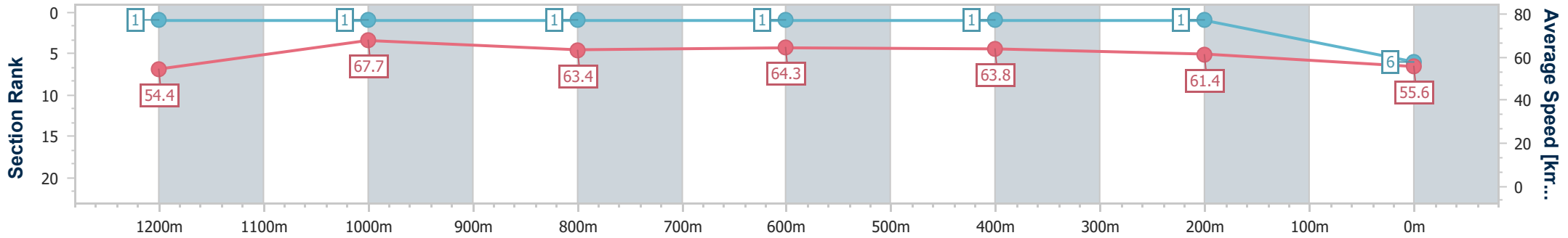
Horse/Jockey Name	Indicative
Final Rank	6
Fastest Section Time (Section)	0:10.64 (1200m)
Top Speed [km/h] (Section)	69.7 (1200m)
Race State	Finished



Townsville QLD Professional
 Race 6: CITY LANE TOWNSVILLE Class 3 Plate - 1400m
 03 August 2024 - 15:25
 Track Rating: Good 4, Weather: Fine, Rail Position: True



Section	Overall	1200m	1000m	800m	600m	400m	200m
Section Times	1:22.82 [6] (0:13.26)	1:09.56 [1] (0:10.64)	0:58.92 [1] (0:11.49)	0:47.43 [1] (0:11.36)	0:36.07 [1] (0:11.35)	0:24.72 [1] (0:11.76)	0:12.96 [1] (0:12.96)
Average Speed [km/h]	54.4	67.7	63.4	64.3	63.8	61.4	55.6
Top Speed [km/h]	69.3	69.7	64.3	65.3	64.8	63.0	58.7
Avg. Dist. to Rail [m]	13.1	3.1	2.1	3.0	1.5	2.1	2.3
Avg. Stride Freq. [Hz]	2.3	2.4	2.3	2.4	2.4	2.4	2.3
Avg. Stride Length [m]	6.4	7.8	7.6	7.6	7.4	7.0	6.7



- [] Ranking at each section and finish
- .-.- No data available at this section
- NA No data available



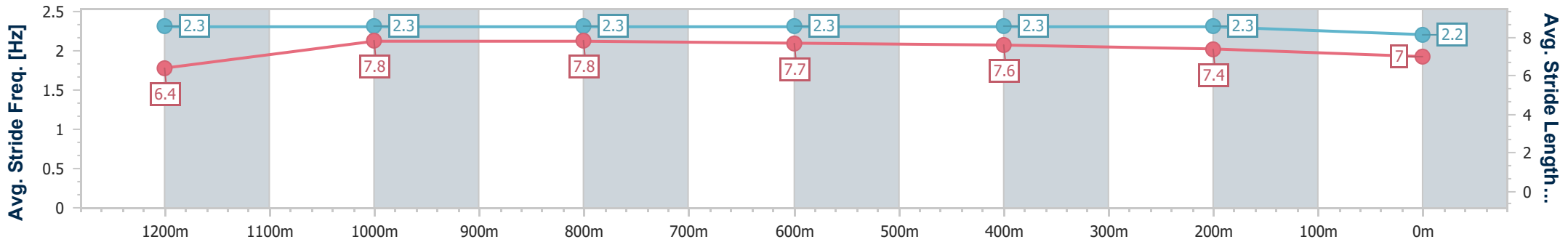
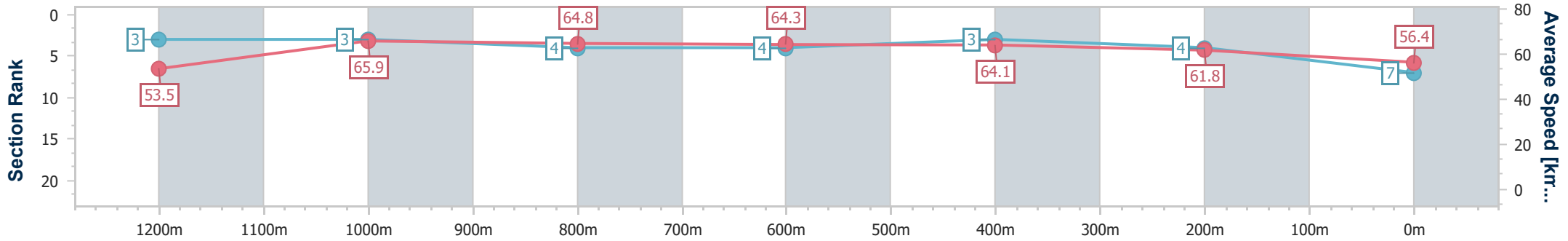
Horse/Jockey Name	You Are King
Final Rank	7
Fastest Section Time (Section)	0:10.92 (1200m)
Top Speed [km/h] (Section)	67.0 (1200m)
Race State	Finished



Townsville QLD Professional
 Race 6: CITY LANE TOWNSVILLE Class 3 Plate - 1400m
 03 August 2024 - 15:25
 Track Rating: Good 4, Weather: Fine, Rail Position: True



Section	Overall	1200m	1000m	800m	600m	400m	200m
Section Times	1:22.85 [7] (0:13.48)	1:09.37 [3] (0:10.92)	0:58.45 [3] (0:11.22)	0:47.23 [4] (0:11.32)	0:35.91 [4] (0:11.41)	0:24.50 [3] (0:11.73)	0:12.77 [4] (0:12.77)
Average Speed [km/h]	53.5	65.9	64.8	64.3	64.1	61.8	56.4
Top Speed [km/h]	66.6	67.0	65.6	66.2	64.6	63.9	60.6
Avg. Dist. to Rail [m]	9.2	3.0	2.1	2.1	2.6	5.1	7.6
Avg. Stride Freq. [Hz]	2.3	2.3	2.3	2.3	2.3	2.3	2.2
Avg. Stride Length [m]	6.4	7.8	7.8	7.7	7.6	7.4	7.0



- [] Ranking at each section and finish
- .-.- No data available at this section
- NA No data available



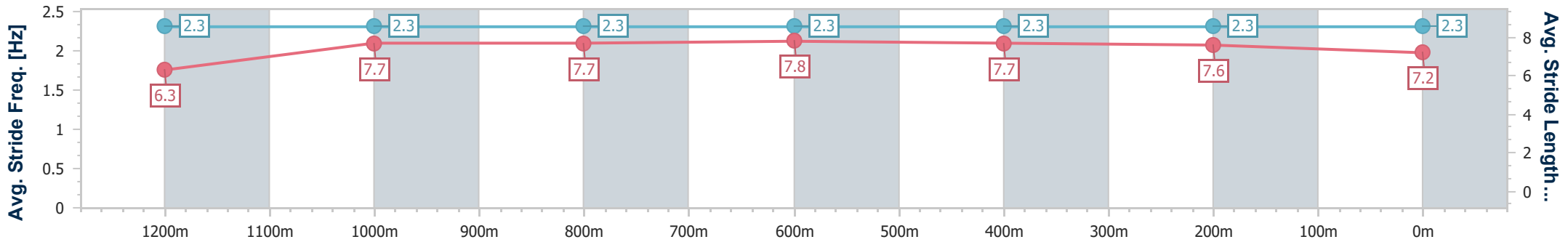
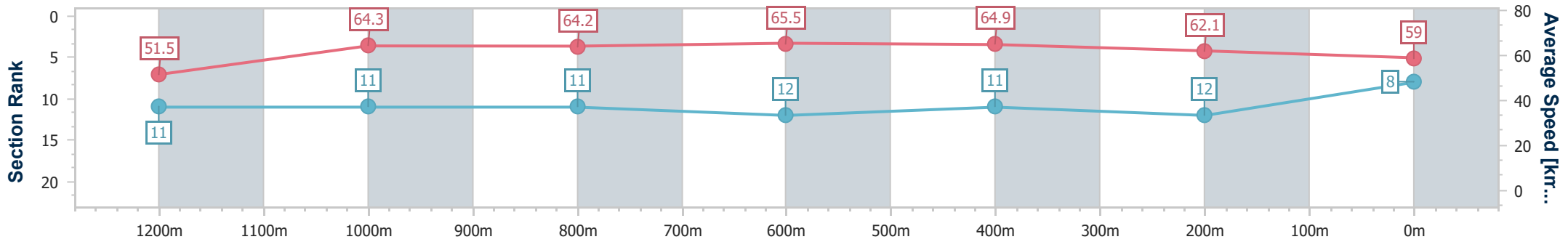
Horse/Jockey Name	Ceasar
Final Rank	8
Fastest Section Time (Section)	0:11.15 (800m)
Top Speed [km/h] (Section)	66.7 (1000m)
Race State	Finished



Townsville QLD Professional
 Race 6: CITY LANE TOWNSVILLE Class 3 Plate - 1400m
 03 August 2024 - 15:25
 Track Rating: Good 4, Weather: Fine, Rail Position: True



Section	Overall	1200m	1000m	800m	600m	400m	200m
Section Times	1:22.94 [8] (0:13.99)	1:08.95 [11] (0:11.22)	0:57.73 [11] (0:11.27)	0:46.46 [11] (0:11.15)	0:35.31 [12] (0:11.32)	0:23.99 [11] (0:11.78)	0:12.21 [12] (0:12.21)
Average Speed [km/h]	51.5	64.3	64.2	65.5	64.9	62.1	59.0
Top Speed [km/h]	64.8	65.3	66.7	66.1	65.7	64.1	61.7
Avg. Dist. to Rail [m]	9.9	1.4	1.0	2.6	4.5	8.2	10.5
Avg. Stride Freq. [Hz]	2.3	2.3	2.3	2.3	2.3	2.3	2.3
Avg. Stride Length [m]	6.3	7.7	7.7	7.8	7.7	7.6	7.2



- [] Ranking at each section and finish
- .-.- No data available at this section
- NA No data available



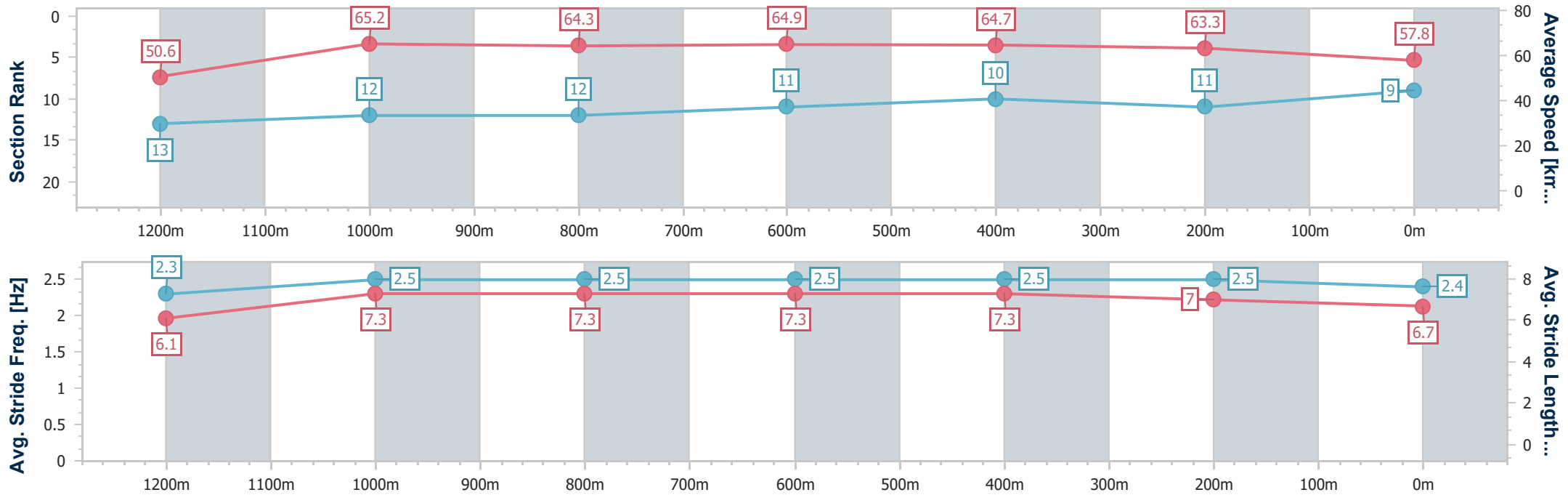
Horse/Jockey Name	The Sherpa
Final Rank	9
Fastest Section Time (Section)	0:11.04 (1200m)
Top Speed [km/h] (Section)	67.2 (1000m)
Race State	Finished



Townsville QLD Professional
 Race 6: CITY LANE TOWNSVILLE Class 3 Plate - 1400m
 03 August 2024 - 15:25
 Track Rating: Good 4, Weather: Fine, Rail Position: True



Section	Overall	1200m	1000m	800m	600m	400m	200m
Section Times	1:22.95 [9] (0:14.29)	1:08.66 [13] (0:11.04)	0:57.62 [12] (0:11.17)	0:46.45 [12] (0:11.13)	0:35.32 [11] (0:11.31)	0:24.01 [10] (0:11.53)	0:12.48 [11] (0:12.48)
Average Speed [km/h]	50.6	65.2	64.3	64.9	64.7	63.3	57.8
Top Speed [km/h]	65.2	65.7	67.2	67.0	66.0	65.4	62.0
Avg. Dist. to Rail [m]	8.0	0.4	0.4	0.8	3.4	8.8	11.9
Avg. Stride Freq. [Hz]	2.3	2.5	2.5	2.5	2.5	2.5	2.4
Avg. Stride Length [m]	6.1	7.3	7.3	7.3	7.3	7.0	6.7



- [] Ranking at each section and finish
- .-.- No data available at this section
- NA No data available



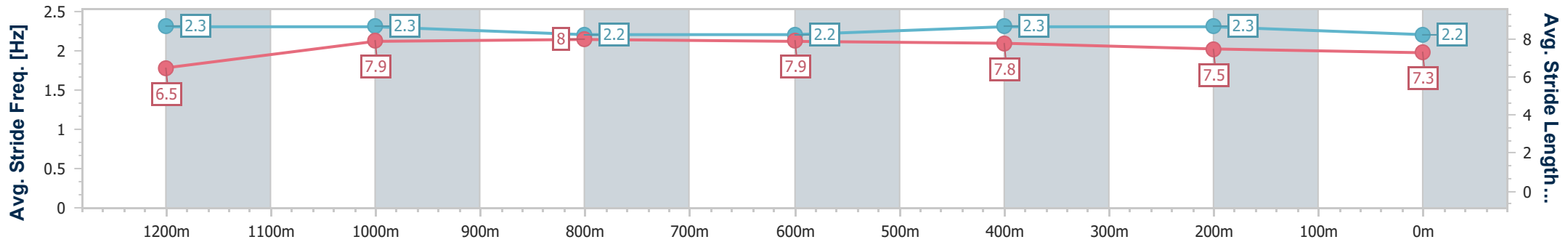
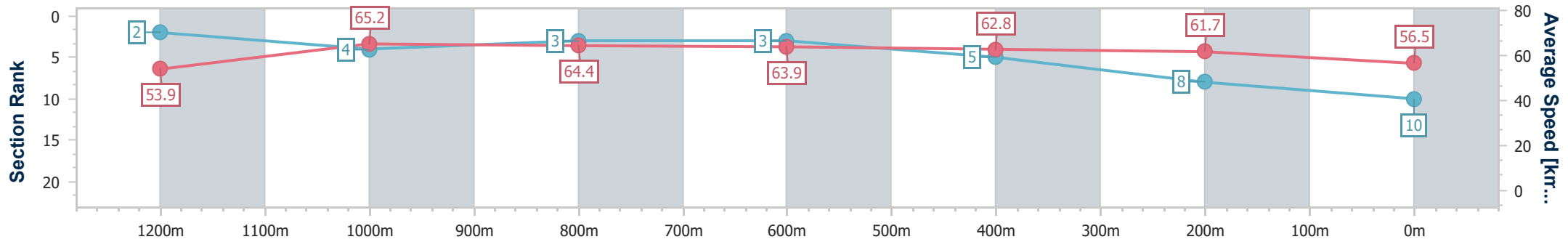
Horse/Jockey Name	Private Cheetah
Final Rank	10
Fastest Section Time (Section)	0:11.04 (1200m)
Top Speed [km/h] (Section)	66.5 (Overall)
Race State	Finished



Townsville QLD Professional
 Race 6: CITY LANE TOWNSVILLE Class 3 Plate - 1400m
 03 August 2024 - 15:25
 Track Rating: Good 4, Weather: Fine, Rail Position: True



Section	Overall	1200m	1000m	800m	600m	400m	200m
Section Times	1:22.99 [10] (0:13.39)	1:09.60 [2] (0:11.04)	0:58.56 [4] (0:11.18)	0:47.38 [3] (0:11.32)	0:36.06 [3] (0:11.58)	0:24.48 [5] (0:11.73)	0:12.75 [8] (0:12.75)
Average Speed [km/h]	53.9	65.2	64.4	63.9	62.8	61.7	56.5
Top Speed [km/h]	66.5	66.1	64.8	64.5	63.3	62.5	60.1
Avg. Dist. to Rail [m]	5.6	0.9	0.3	0.7	2.0	3.5	5.1
Avg. Stride Freq. [Hz]	2.3	2.3	2.2	2.2	2.3	2.3	2.2
Avg. Stride Length [m]	6.5	7.9	8.0	7.9	7.8	7.5	7.3



- [] Ranking at each section and finish
- .-.- No data available at this section
- NA No data available



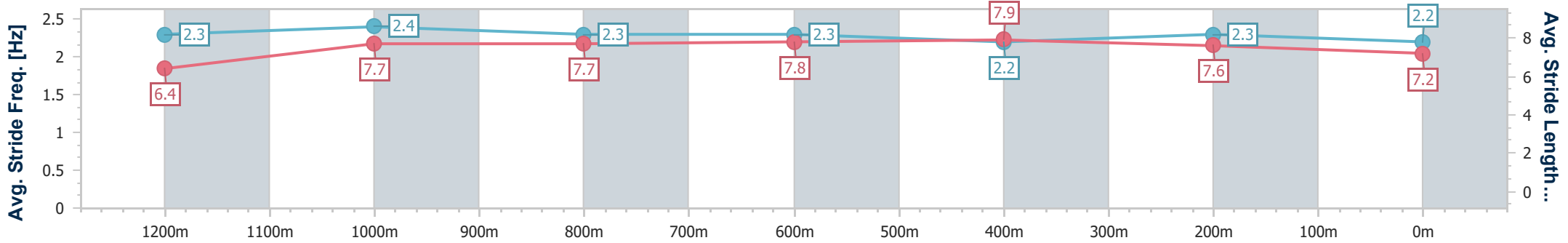
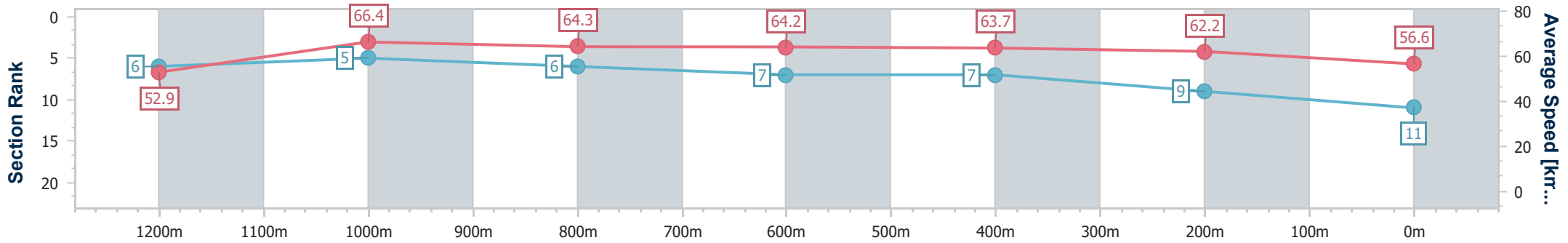
Horse/Jockey Name	Ammand
Final Rank	11
Fastest Section Time (Section)	0:10.86 (1200m)
Top Speed [km/h] (Section)	67.1 (1200m)
Race State	Finished



Townsville QLD Professional
 Race 6: CITY LANE TOWNSVILLE Class 3 Plate - 1400m
 03 August 2024 - 15:25
 Track Rating: Good 4, Weather: Fine, Rail Position: True



Section	Overall	1200m	1000m	800m	600m	400m	200m
Section Times	1:23.05 [11] (0:13.63)	1:09.42 [6] (0:10.86)	0:58.56 [5] (0:11.28)	0:47.28 [6] (0:11.36)	0:35.92 [7] (0:11.51)	0:24.41 [7] (0:11.68)	0:12.73 [9] (0:12.73)
Average Speed [km/h]	52.9	66.4	64.3	64.2	63.7	62.2	56.6
Top Speed [km/h]	66.6	67.1	65.9	64.7	64.6	64.2	61.3
Avg. Dist. to Rail [m]	10.1	2.7	2.0	2.3	3.5	5.9	8.9
Avg. Stride Freq. [Hz]	2.3	2.4	2.3	2.3	2.2	2.3	2.2
Avg. Stride Length [m]	6.4	7.7	7.7	7.8	7.9	7.6	7.2



- [] Ranking at each section and finish
- .-.- No data available at this section
- NA No data available



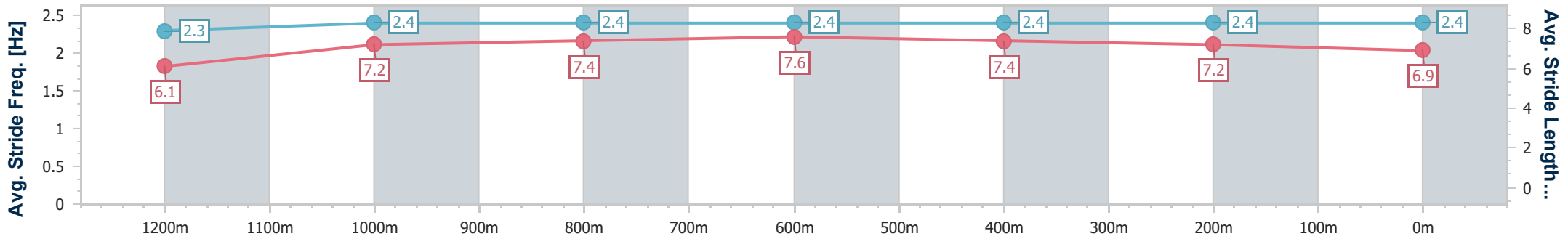
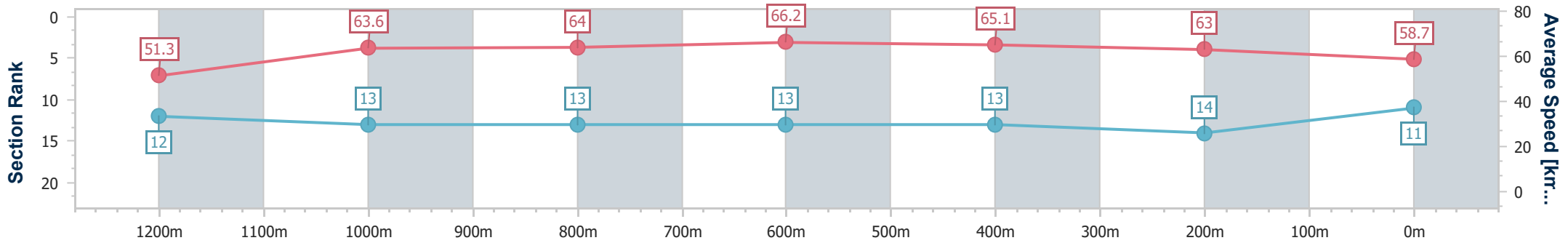
Horse/Jockey Name	Redavni
Final Rank	11
Fastest Section Time (Section)	0:11.08 (800m)
Top Speed [km/h] (Section)	67.0 (800m)
Race State	Finished



Townsville QLD Professional
 Race 6: CITY LANE TOWNSVILLE Class 3 Plate - 1400m
 03 August 2024 - 15:25
 Track Rating: Good 4, Weather: Fine, Rail Position: True



Section	Overall	1200m	1000m	800m	600m	400m	200m
Section Times	1:23.05 [11] (0:14.07)	1:08.98 [12] (0:11.34)	0:57.64 [13] (0:11.42)	0:46.22 [13] (0:11.08)	0:35.14 [13] (0:11.27)	0:23.87 [13] (0:11.60)	0:12.27 [14] (0:12.27)
Average Speed [km/h]	51.3	63.6	64.0	66.2	65.1	63.0	58.7
Top Speed [km/h]	63.1	64.0	66.2	67.0	66.0	65.1	62.6
Avg. Dist. to Rail [m]	13.2	3.1	3.1	3.5	3.9	8.6	11.9
Avg. Stride Freq. [Hz]	2.3	2.4	2.4	2.4	2.4	2.4	2.4
Avg. Stride Length [m]	6.1	7.2	7.4	7.6	7.4	7.2	6.9



- [] Ranking at each section and finish
- .-.- No data available at this section
- NA No data available



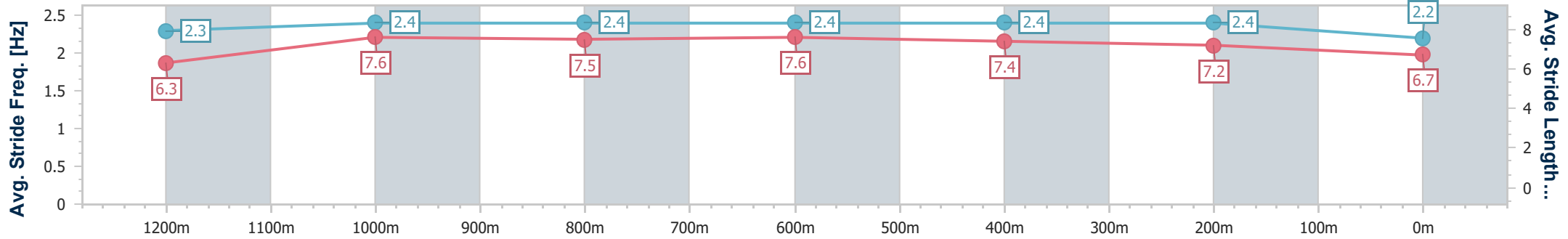
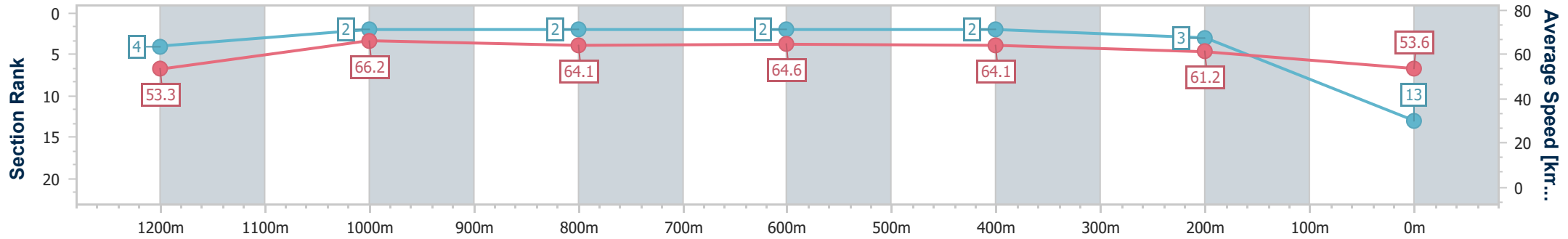
Horse/Jockey Name	My Artie
Final Rank	13
Fastest Section Time (Section)	0:10.86 (1200m)
Top Speed [km/h] (Section)	67.8 (1200m)
Race State	Finished



Townsville QLD Professional
 Race 6: CITY LANE TOWNSVILLE Class 3 Plate - 1400m
 03 August 2024 - 15:25
 Track Rating: Good 4, Weather: Fine, Rail Position: True



Section	Overall	1200m	1000m	800m	600m	400m	200m
Section Times	1:23.38 [13] (0:13.52)	1:09.86 [4] (0:10.86)	0:59.00 [2] (0:11.22)	0:47.78 [2] (0:11.20)	0:36.58 [2] (0:11.36)	0:25.22 [2] (0:11.81)	0:13.41 [3] (0:13.41)
Average Speed [km/h]	53.3	66.2	64.1	64.6	64.1	61.2	53.6
Top Speed [km/h]	67.3	67.8	66.3	65.9	65.3	63.5	58.4
Avg. Dist. to Rail [m]	6.0	0.6	0.7	1.3	1.8	2.3	3.1
Avg. Stride Freq. [Hz]	2.3	2.4	2.4	2.4	2.4	2.4	2.2
Avg. Stride Length [m]	6.3	7.6	7.5	7.6	7.4	7.2	6.7



- [] Ranking at each section and finish
- .-.- No data available at this section
- NA No data available



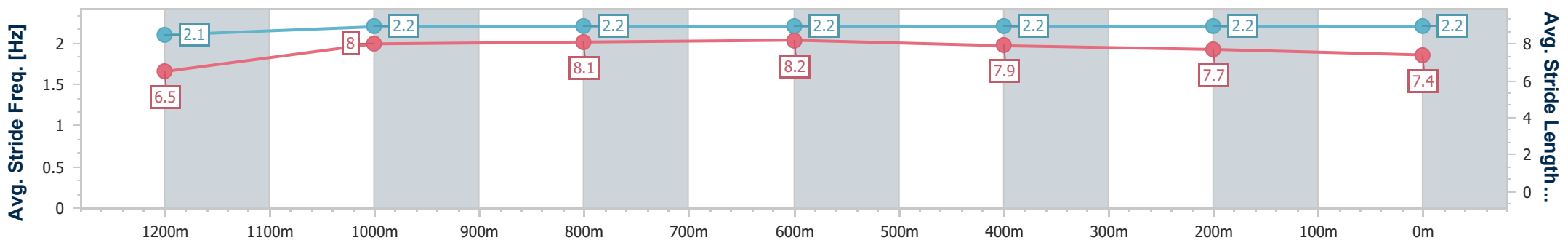
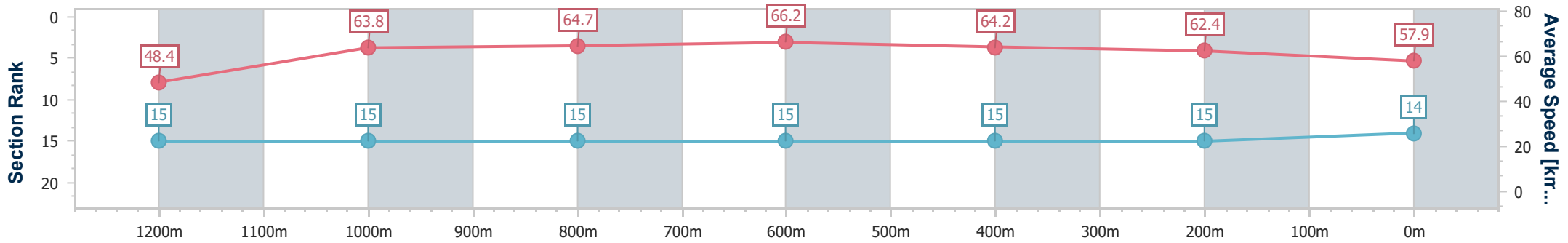
Horse/Jockey Name	Finsceal
Final Rank	14
Fastest Section Time (Section)	0:10.94 (800m)
Top Speed [km/h] (Section)	66.8 (800m)
Race State	Finished



Townsville QLD Professional
 Race 6: CITY LANE TOWNSVILLE Class 3 Plate - 1400m
 03 August 2024 - 15:25
 Track Rating: Good 4, Weather: Fine, Rail Position: True



Section	Overall	1200m	1000m	800m	600m	400m	200m
Section Times	1:23.68 [14] (0:14.89)	1:08.79 [15] (0:11.30)	0:57.49 [15] (0:11.20)	0:46.29 [15] (0:10.94)	0:35.35 [15] (0:11.33)	0:24.02 [15] (0:11.59)	0:12.43 [15] (0:12.43)
Average Speed [km/h]	48.4	63.8	64.7	66.2	64.2	62.4	57.9
Top Speed [km/h]	63.3	64.5	66.3	66.8	65.4	63.1	61.3
Avg. Dist. to Rail [m]	5.5	1.7	1.1	1.0	1.9	4.0	4.7
Avg. Stride Freq. [Hz]	2.1	2.2	2.2	2.2	2.2	2.2	2.2
Avg. Stride Length [m]	6.5	8.0	8.1	8.2	7.9	7.7	7.4



- [] Ranking at each section and finish
- .-.- No data available at this section
- NA No data available



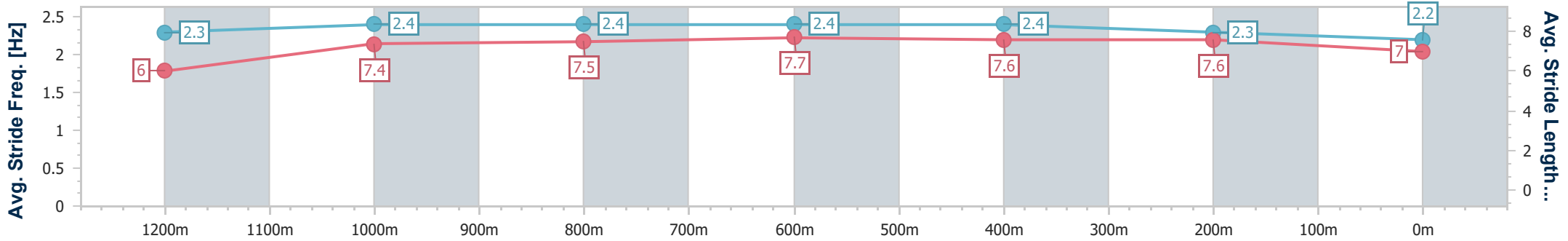
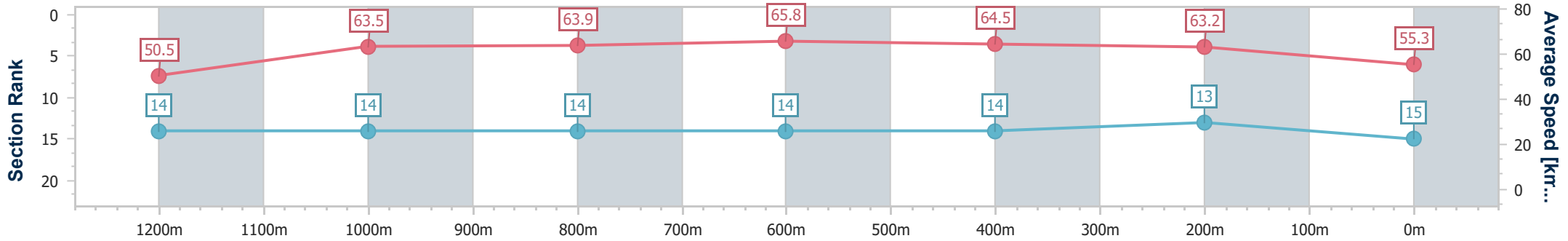
Horse/Jockey Name	Devil's Inn
Final Rank	15
Fastest Section Time (Section)	0:11.00 (800m)
Top Speed [km/h] (Section)	67.1 (800m)
Race State	Finished



Townsville QLD Professional
 Race 6: CITY LANE TOWNSVILLE Class 3 Plate - 1400m
 03 August 2024 - 15:25
 Track Rating: Good 4, Weather: Fine, Rail Position: True



Section	Overall	1200m	1000m	800m	600m	400m	200m
Section Times	1:23.75 [15] (0:14.31)	1:09.44 [14] (0:11.34)	0:58.10 [14] (0:11.32)	0:46.78 [14] (0:11.00)	0:35.78 [14] (0:11.27)	0:24.51 [14] (0:11.50)	0:13.01 [13] (0:13.01)
Average Speed [km/h]	50.5	63.5	63.9	65.8	64.5	63.2	55.3
Top Speed [km/h]	63.5	64.2	65.3	67.1	66.5	65.0	60.8
Avg. Dist. to Rail [m]	12.9	1.7	0.7	1.0	2.4	5.6	7.4
Avg. Stride Freq. [Hz]	2.3	2.4	2.4	2.4	2.4	2.3	2.2
Avg. Stride Length [m]	6.0	7.4	7.5	7.7	7.6	7.6	7.0



- [] Ranking at each section and finish
- .-.- No data available at this section
- NA No data available



Townsville QLD Professional

Race 7: LADBROKES TOWNSVILLE CUP - 2000m

03 August 2024 - 16:04



Track Rating: Good 4, Weather: Fine, Rail Position: True

Section		Overall	1800m	1600m	1400m	1200m	1000m	800m	Last 600m					
Field Times		2:01.77 (0:13.57)	1:48.20 (0:11.71)	1:36.49 (0:12.21)	1:24.28 (0:11.87)	1:12.41 (0:11.85)	1:00.56 (0:11.58)	0:48.98 (0:11.31)	0:37.67					
Rank	TAB	Horse/Jockey	Barrier	Top Speed [km/h]	Fastest Section								Distance Travelled [m]	
1	2	WARP SPEED Michael Cahill	13	64.8 800m	0:11.33 800m	2:01.77 [1] (0:13.67)	1:48.10 [3] (0:12.00)	1:36.10 [4] (0:12.42)	1:23.68 [4] (0:11.91)	1:11.77 [4] (0:11.73)	1:00.04 [4] (0:11.64)	0:48.40 [5] (0:11.33)	0:37.07	
2	12	FORTIFIED Lacey Morrison	11	66.1 800m	0:11.18 800m	2:02.03 [2] (0:14.12)	1:47.91 [10] (0:12.19)	1:35.72 [11] (0:12.79)	1:22.93 [11] (0:11.86)	1:11.07 [11] (0:11.69)	0:59.38 [11] (0:11.67)	0:47.71 [10] (0:11.18)	0:36.53	+0
3	7	MAJOR ARTIE Sean Cormack	8	66.5 800m	0:11.14 800m	2:02.11 [3] (0:14.37)	1:47.74 [12] (0:11.86)	1:35.88 [10] (0:12.56)	1:23.32 [9] (0:11.90)	1:11.42 [9] (0:11.75)	0:59.67 [9] (0:11.77)	0:47.90 [9] (0:11.14)	0:36.76	+1
4	3	THIRD REALM Pietro Romeo	2	64.7 1800m	0:11.38 800m	2:02.24 [4] (0:13.83)	1:48.41 [5] (0:11.89)	1:36.52 [5] (0:12.44)	1:24.08 [5] (0:11.85)	1:12.23 [5] (0:11.76)	1:00.47 [5] (0:11.56)	0:48.91 [4] (0:11.38)	0:37.53	-2
5	10	SAYL Shannon Apthorpe	5	64.2 1000m	0:11.37 800m	2:02.35 [5] (0:14.04)	1:48.31 [9] (0:11.82)	1:36.49 [6] (0:12.63)	1:23.86 [6] (0:12.00)	1:11.86 [7] (0:11.69)	1:00.17 [7] (0:11.67)	0:48.50 [7] (0:11.37)	0:37.13	-4
6	14	TWO SMOKIN BARRELS Nathan Thomas	6	64.9 800m	0:11.30 800m	2:02.38 [6] (0:13.86)	1:48.52 [6] (0:12.04)	1:36.48 [7] (0:12.62)	1:23.86 [7] (0:11.79)	1:12.07 [6] (0:11.76)	1:00.31 [6] (0:11.63)	0:48.68 [6] (0:11.30)	0:37.38	+2
7	13	MOOLOOLABA Ron Stewart	3	65.4 800m	0:11.31 800m	2:02.46 [7] (0:13.57)	1:48.89 [1] (0:11.71)	1:37.18 [1] (0:12.21)	1:24.97 [1] (0:11.87)	1:13.10 [1] (0:11.85)	1:01.25 [1] (0:11.58)	0:49.67 [1] (0:11.31)	0:38.36	-5
8	4	ANDALUS Adrian Layt	7	65.3 800m	0:11.26 800m	2:02.91 [8] (0:14.03)	1:48.88 [8] (0:11.96)	1:36.92 [8] (0:12.79)	1:24.13 [8] (0:11.86)	1:12.27 [8] (0:11.69)	1:00.58 [8] (0:11.63)	0:48.95 [8] (0:11.26)	0:37.69	+1
9	11	SUCH A WHIT Chelsea Jokic	4	65.3 800m	0:11.37 800m	2:03.34 [9] (0:13.88)	1:49.46 [7] (0:12.16)	1:37.30 [9] (0:12.81)	1:24.49 [10] (0:11.97)	1:12.52 [10] (0:11.73)	1:00.79 [10] (0:11.92)	0:48.87 [11] (0:11.37)	0:37.50	+3
10	6	CASTILE Chris Whiteley	1	64.3 1000m	0:11.42 800m	2:03.37 [10] (0:13.80)	1:49.57 [4] (0:11.79)	1:37.78 [3] (0:12.32)	1:25.46 [3] (0:11.84)	1:13.62 [3] (0:11.73)	1:01.89 [3] (0:11.61)	0:50.28 [3] (0:11.42)	0:38.86	-7

Scratched: Armour Force (#5), Southern Stock (#9)

[] Ranking at each section and finish
 -:-:- No data available at this section
 NA No data available

SCN Saddle cloth number
 DNF Did not finish
 DNT Did not track



Townsville QLD Professional

Race 7: LADBROKES TOWNSVILLE CUP - 2000m

03 August 2024 - 16:04



Track Rating: Good 4, Weather: Fine, Rail Position: True

Section		Overall	1800m	1600m	1400m	1200m	1000m	800m	Last 600m					
Field Times		2:01.77 (0:13.57)	1:48.20 (0:11.71)	1:36.49 (0:12.21)	1:24.28 (0:11.87)	1:12.41 (0:11.85)	1:00.56 (0:11.58)	0:48.98 (0:11.31)	0:37.67					
Rank	TAB Horse/Jockey	Barrier	Top Speed [km/h]	Fastest Section										Distance Travelled [m]
11	15 I SAY BOOM Isabella Teh	15	63.5 600m	0:11.53 800m	2:03.96 [11] (0:14.31)	1:49.65 [11] (0:12.27)	1:37.38 [12] (0:12.80)	1:24.58 [12] (0:11.99)	1:12.59 [12] (0:11.56)	1:01.03 [12] (0:11.75)	0:49.28 [12] (0:11.53)	0:37.75	+1	
12	8 OLYMPIC KORCHNOI Tyler Leslight	10	64.9 1800m	0:11.47 800m	2:04.31 [12] (0:13.64)	1:50.67 [2] (0:11.83)	1:38.84 [2] (0:12.29)	1:26.55 [2] (0:11.90)	1:14.65 [2] (0:11.77)	1:02.88 [2] (0:11.60)	0:51.28 [2] (0:11.47)	0:39.81	-2	
13	1 NAMAZU Ashley Butler	12	53.7 1200m	0:13.57 1200m	2:26.20 [13] (0:14.56)	2:11.64 [13] (0:14.55)	1:57.09 [13] (0:14.43)	1:42.66 [13] (0:13.73)	1:28.93 [13] (0:13.57)	1:15.36 [13] (0:13.77)	1:01.59 [13] (0:13.71)	0:47.88	+4	

Scratched: Armour Force (#5), Southern Stock (#9)

[] Ranking at each section and finish
 -:-:- No data available at this section
 NA No data available

SCN Saddle cloth number
 DNF Did not finish
 DNT Did not track



Townsville QLD Professional

Race 7: LADBROKES TOWNSVILLE CUP - 2000m



03 August 2024 - 16:04

Track Rating: Good 4, Weather: Fine, Rail Position: True

Section				600m	400m	200m			Last 600m		
Field Times				0:37.67 (0:12.15)	0:25.52 (0:12.77)	0:12.75 (0:12.75)			0:37.67		
Rank	TAB	Horse/Jockey	Barrier	Top Speed [km/h]	Fastest Section	Margin			Distance Travelled [m]		
1	2	WARP SPEED Michael Cahill	13	64.8 800m	0:11.33 800m	0:37.07 [4] (0:11.81)	0:25.26 [2] (0:12.51)	0:12.75 [1] (0:12.75)	2:01.77	0:37.07	
2	12	FORTIFIED Lacey Morrison	11	66.1 800m	0:11.18 800m	0:36.53 [10] (0:11.83)	0:24.70 [10] (0:12.16)	0:12.54 [7] (0:12.54)	1.52L	0:36.53	+0
3	7	MAJOR ARTIE Sean Cormack	8	66.5 800m	0:11.14 800m	0:36.76 [9] (0:11.63)	0:25.13 [7] (0:12.15)	0:12.98 [3] (0:12.98)	2L	0:36.76	+1
4	3	THIRD REALM Pietro Romeo	2	64.7 1800m	0:11.38 800m	0:37.53 [5] (0:11.90)	0:25.63 [3] (0:12.52)	0:13.11 [3] (0:13.11)	2.78L	0:37.53	-2
5	10	SAYL Shannon Apthorpe	5	64.2 1000m	0:11.37 800m	0:37.13 [7] (0:11.88)	0:25.25 [8] (0:12.37)	0:12.88 [6] (0:12.88)	3.41L	0:37.13	-4
6	14	TWO SMOKIN BARRELS Nathan Thomas	6	64.9 800m	0:11.30 800m	0:37.38 [6] (0:11.93)	0:25.45 [6] (0:12.43)	0:13.02 [5] (0:13.02)	3.58L	0:37.38	+2
7	13	MOOLOOLABA Ron Stewart	3	65.4 800m	0:11.31 800m	0:38.36 [1] (0:12.15)	0:26.21 [1] (0:12.83)	0:13.38 [2] (0:13.38)	4.05L	0:38.36	-5
8	4	ANDALUS Adrian Layt	7	65.3 800m	0:11.26 800m	0:37.69 [8] (0:11.96)	0:25.73 [9] (0:12.42)	0:13.31 [8] (0:13.31)	6.7L	0:37.69	+1
9	11	SUCH A WHIT Chelsea Jokic	4	65.3 800m	0:11.37 800m	0:37.50 [11] (0:11.89)	0:25.61 [11] (0:12.31)	0:13.30 [11] (0:13.30)	9.22L	0:37.50	+3
10	6	CASTILE Chris Whiteley	1	64.3 1000m	0:11.42 800m	0:38.86 [3] (0:12.36)	0:26.50 [5] (0:12.79)	0:13.71 [9] (0:13.71)	9.39L	0:38.86	-7

Scratched: Armour Force (#5), Southern Stock (#9)

[] Ranking at each section and finish
 -:-:- No data available at this section
 NA No data available

SCN Saddle cloth number
 DNF Did not finish
 DNT Did not track



Townsville QLD Professional

Race 7: LADBROKES TOWNSVILLE CUP - 2000m



03 August 2024 - 16:04

Track Rating: Good 4, Weather: Fine, Rail Position: True

Section		600m	400m	200m				Last 600m		
Field Times		0:37.67 (0:12.15)	0:25.52 (0:12.77)	0:12.75 (0:12.75)				0:37.67		
Rank	TAB Horse/Jockey	Barrier	Top Speed [km/h]	Fastest Section	Margin			Distance Travelled [m]		
11	15 I SAY BOOM Isabella Teh	15	63.5 600m	0:11.53 800m	0:37.75 [12] (0:12.01)	0:25.74 [12] (0:12.62)	0:13.12 [12] (0:13.12)	12.85L	0:37.75	+1
12	8 OLYMPIC KORCHNOI Tyler Leslight	10	64.9 1800m	0:11.47 800m	0:39.81 [2] (0:12.31)	0:27.50 [4] (0:12.89)	0:14.61 [10] (0:14.61)	14.95L	0:39.81	-2
13	1 NAMAZU Ashley Butler	12	53.7 1200m	0:13.57 1200m	0:47.88 [13] (0:14.55)	0:33.33 [13] (0:15.01)	0:18.32 [13] (0:18.32)	143.67L	0:47.88	+4

Scratched: Armour Force (#5), Southern Stock (#9)

[] Ranking at each section and finish
 -:-:-:- No data available at this section
 NA No data available

SCN Saddle cloth number
 DNF Did not finish
 DNT Did not track



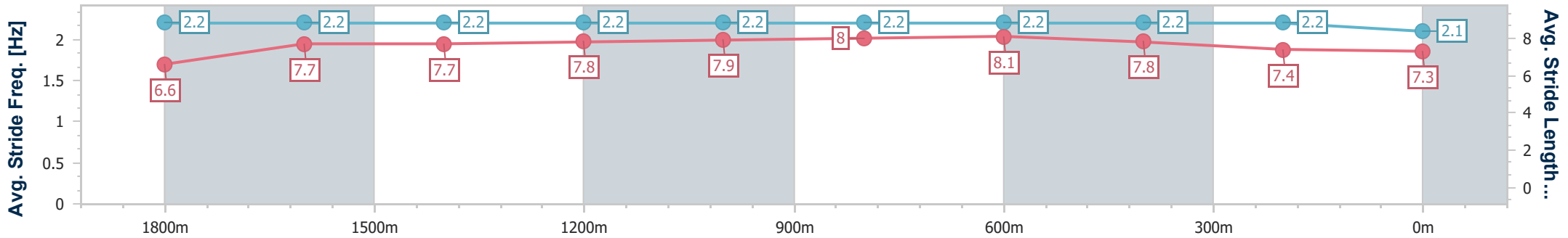
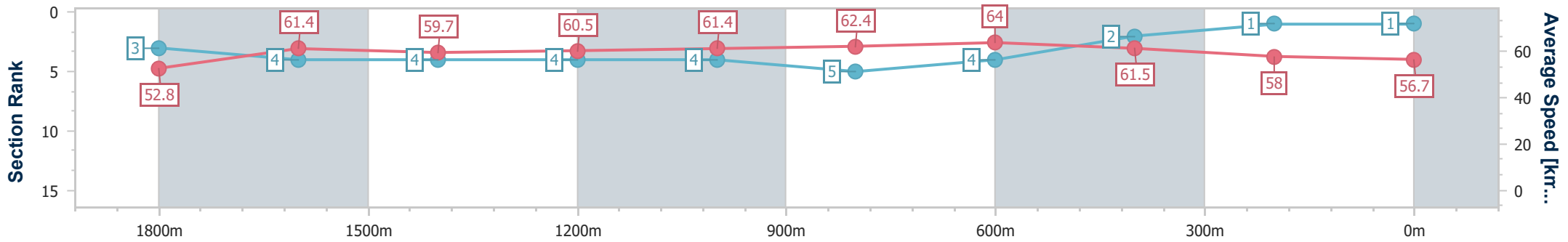
Horse/Jockey Name	Warp Speed
Final Rank	1
Fastest Section Time (Section)	0:11.33 (800m)
Top Speed [km/h] (Section)	64.8 (800m)
Race State	Finished



Townsville QLD Professional
 Race 7: LADBROKES TOWNSVILLE CUP - 2000m
 03 August 2024 - 16:04
 Track Rating: Good 4, Weather: Fine, Rail Position: True



Section	Overall	1800m	1600m	1400m	1200m	1000m	800m	600m	400m	200m
Section Times	2:01.77 [1] (0:13.67)	1:48.10 [3] (0:12.00)	1:36.10 [4] (0:12.42)	1:23.68 [4] (0:11.91)	1:11.77 [4] (0:11.73)	1:00.04 [4] (0:11.64)	0:48.40 [5] (0:11.33)	0:37.07 [4] (0:11.81)	0:25.26 [2] (0:12.51)	0:12.75 [1] (0:12.75)
Average Speed [km/h]	52.8	61.4	59.7	60.5	61.4	62.4	64.0	61.5	58.0	56.7
Top Speed [km/h]	62.5	63.7	61.0	61.4	62.2	64.5	64.8	63.8	59.0	59.0
Avg. Dist. to Rail [m]	15.2	7.1	3.9	1.0	1.4	1.2	1.6	2.1	4.1	5.3
Avg. Stride Freq. [Hz]	2.2	2.2	2.2	2.2	2.2	2.2	2.2	2.2	2.2	2.1
Avg. Stride Length [m]	6.6	7.7	7.7	7.8	7.9	8.0	8.1	7.8	7.4	7.3



- [] Ranking at each section and finish
- .-.- No data available at this section
- NA No data available



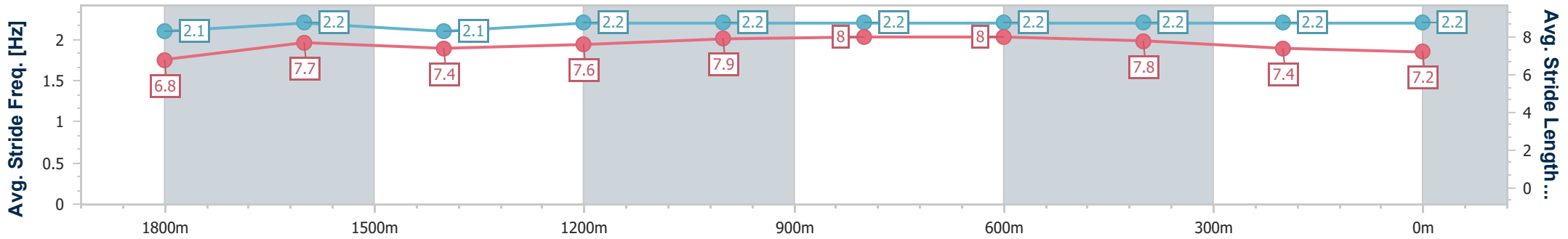
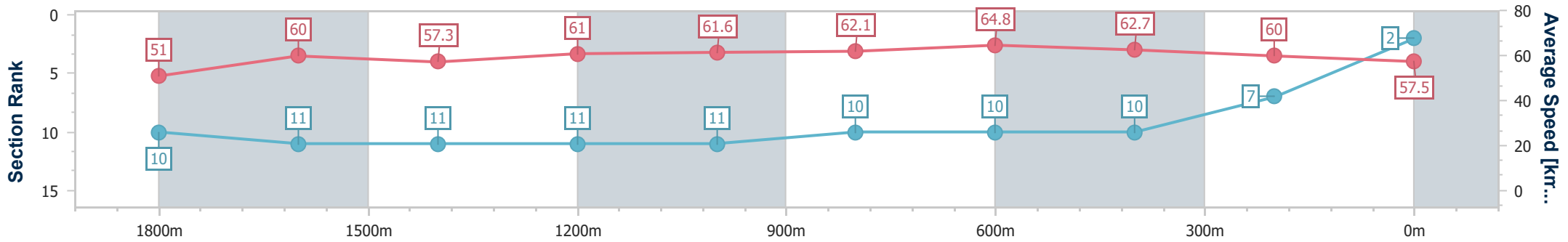
Horse/Jockey Name	Fortified
Final Rank	2
Fastest Section Time (Section)	0:11.18 (800m)
Top Speed [km/h] (Section)	66.1 (800m)
Race State	Finished



Townsville QLD Professional
 Race 7: LADBROKES TOWNSVILLE CUP - 2000m
 03 August 2024 - 16:04
 Track Rating: Good 4, Weather: Fine, Rail Position: True



Section	Overall	1800m	1600m	1400m	1200m	1000m	800m	600m	400m	200m
Section Times	2:02.03 [2] (0:14.12)	1:47.91 [10] (0:12.19)	1:35.72 [11] (0:12.79)	1:22.93 [11] (0:11.86)	1:11.07 [11] (0:11.69)	0:59.38 [11] (0:11.67)	0:47.71 [10] (0:11.18)	0:36.53 [10] (0:11.83)	0:24.70 [10] (0:12.16)	0:12.54 [7] (0:12.54)
Average Speed [km/h]	51.0	60.0	57.3	61.0	61.6	62.1	64.8	62.7	60.0	57.5
Top Speed [km/h]	59.5	61.1	58.7	61.9	62.6	65.1	66.1	63.9	61.5	62.3
Avg. Dist. to Rail [m]	12.1	5.3	2.5	1.6	2.0	1.0	1.7	5.7	8.3	9.8
Avg. Stride Freq. [Hz]	2.1	2.2	2.1	2.2	2.2	2.2	2.2	2.2	2.2	2.2
Avg. Stride Length [m]	6.8	7.7	7.4	7.6	7.9	8.0	8.0	7.8	7.4	7.2



- [] Ranking at each section and finish
- .-.- No data available at this section
- NA No data available



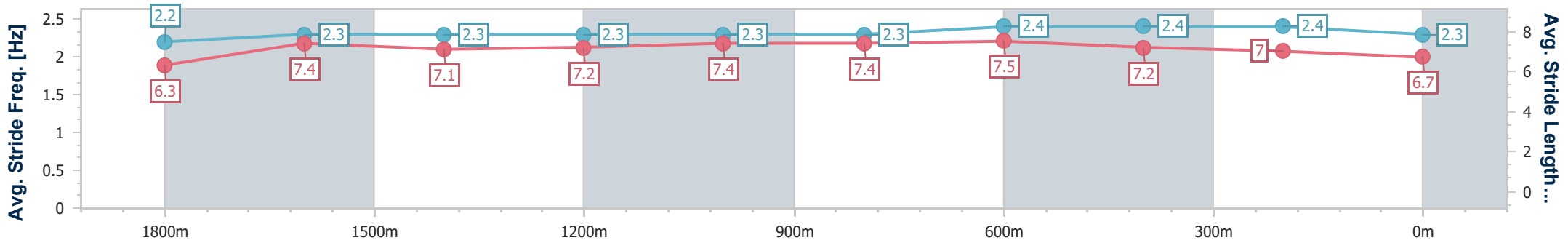
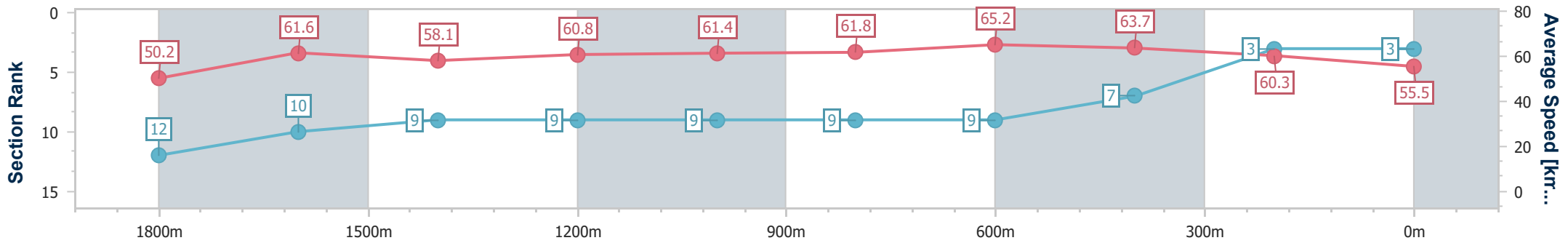
Horse/Jockey Name	Major Artie
Final Rank	3
Fastest Section Time (Section)	0:11.14 (800m)
Top Speed [km/h] (Section)	66.5 (800m)
Race State	Finished



Townsville QLD Professional
 Race 7: LADBROKES TOWNSVILLE CUP - 2000m
 03 August 2024 - 16:04
 Track Rating: Good 4, Weather: Fine, Rail Position: True



Section	Overall	1800m	1600m	1400m	1200m	1000m	800m	600m	400m	200m
Section Times	2:02.11 [3] (0:14.37)	1:47.74 [12] (0:11.86)	1:35.88 [10] (0:12.56)	1:23.32 [9] (0:11.90)	1:11.42 [9] (0:11.75)	0:59.67 [9] (0:11.77)	0:47.90 [9] (0:11.14)	0:36.76 [9] (0:11.63)	0:25.13 [7] (0:12.15)	0:12.98 [3] (0:12.98)
Average Speed [km/h]	50.2	61.6	58.1	60.8	61.4	61.8	65.2	63.7	60.3	55.5
Top Speed [km/h]	61.7	63.1	59.7	61.8	61.9	65.4	66.5	65.9	64.6	57.9
Avg. Dist. to Rail [m]	11.7	4.8	2.3	1.7	1.9	2.1	2.2	5.4	9.3	9.2
Avg. Stride Freq. [Hz]	2.2	2.3	2.3	2.3	2.3	2.3	2.4	2.4	2.4	2.3
Avg. Stride Length [m]	6.3	7.4	7.1	7.2	7.4	7.4	7.5	7.2	7.0	6.7



- [] Ranking at each section and finish
- .-.- No data available at this section
- NA No data available



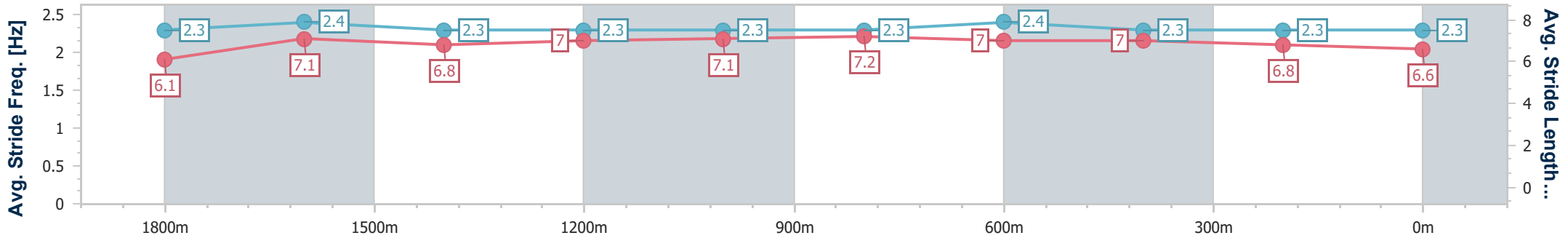
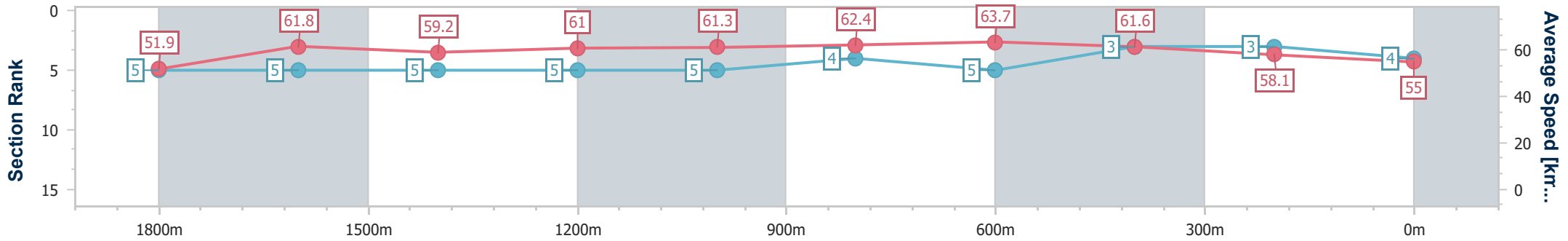
Horse/Jockey Name	Third Realm
Final Rank	4
Fastest Section Time (Section)	0:11.38 (800m)
Top Speed [km/h] (Section)	64.7 (1800m)
Race State	Finished



Townsville QLD Professional
 Race 7: LADBROKES TOWNSVILLE CUP - 2000m
 03 August 2024 - 16:04
 Track Rating: Good 4, Weather: Fine, Rail Position: True



Section	Overall	1800m	1600m	1400m	1200m	1000m	800m	600m	400m	200m
Section Times	2:02.24 [4] (0:13.83)	1:48.41 [5] (0:11.89)	1:36.52 [5] (0:12.44)	1:24.08 [5] (0:11.85)	1:12.23 [5] (0:11.76)	1:00.47 [5] (0:11.56)	0:48.91 [4] (0:11.38)	0:37.53 [5] (0:11.90)	0:25.63 [3] (0:12.52)	0:13.11 [3] (0:13.11)
Average Speed [km/h]	51.9	61.8	59.2	61.0	61.3	62.4	63.7	61.6	58.1	55.0
Top Speed [km/h]	64.6	64.7	61.1	61.4	62.0	64.1	64.6	62.5	60.0	56.7
Avg. Dist. to Rail [m]	6.7	5.1	3.3	1.0	1.1	0.6	1.4	3.7	5.9	7.1
Avg. Stride Freq. [Hz]	2.3	2.4	2.3	2.3	2.3	2.3	2.4	2.3	2.3	2.3
Avg. Stride Length [m]	6.1	7.1	6.8	7.0	7.1	7.2	7.0	7.0	6.8	6.6



- [] Ranking at each section and finish
- .-.- No data available at this section
- NA No data available



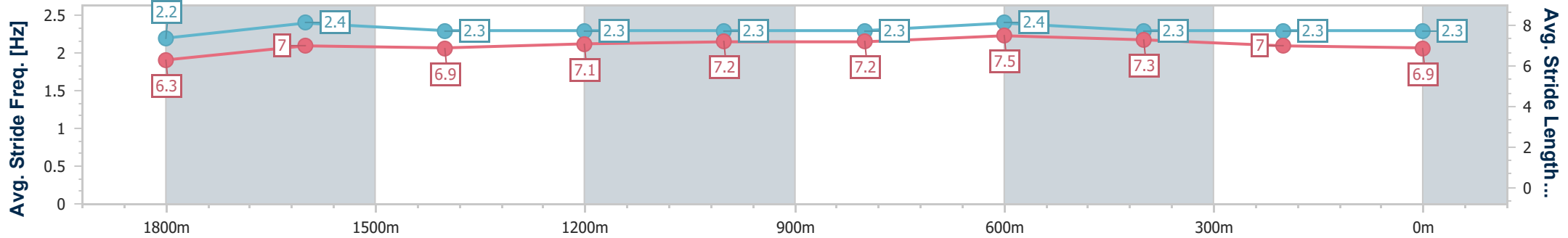
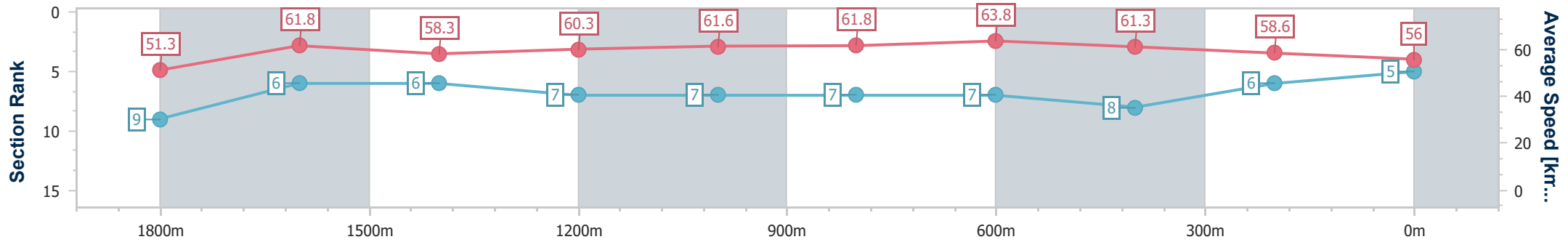
Horse/Jockey Name	Sayl
Final Rank	5
Fastest Section Time (Section)	0:11.37 (800m)
Top Speed [km/h] (Section)	64.2 (1000m)
Race State	Finished



Townsville QLD Professional
 Race 7: LADBROKES TOWNSVILLE CUP - 2000m
 03 August 2024 - 16:04
 Track Rating: Good 4, Weather: Fine, Rail Position: True



Section	Overall	1800m	1600m	1400m	1200m	1000m	800m	600m	400m	200m
Section Times	2:02.35 [5] (0:14.04)	1:48.31 [9] (0:11.82)	1:36.49 [6] (0:12.63)	1:23.86 [6] (0:12.00)	1:11.86 [7] (0:11.69)	1:00.17 [7] (0:11.67)	0:48.50 [7] (0:11.37)	0:37.13 [7] (0:11.88)	0:25.25 [8] (0:12.37)	0:12.88 [6] (0:12.88)
Average Speed [km/h]	51.3	61.8	58.3	60.3	61.6	61.8	63.8	61.3	58.6	56.0
Top Speed [km/h]	63.7	63.7	59.3	61.0	62.2	64.2	64.2	62.9	60.1	58.0
Avg. Dist. to Rail [m]	8.2	4.4	2.9	1.2	1.0	0.6	1.5	2.7	3.8	5.6
Avg. Stride Freq. [Hz]	2.2	2.4	2.3	2.3	2.3	2.3	2.4	2.3	2.3	2.3
Avg. Stride Length [m]	6.3	7.0	6.9	7.1	7.2	7.2	7.5	7.3	7.0	6.9



- [] Ranking at each section and finish
- .-.- No data available at this section
- NA No data available



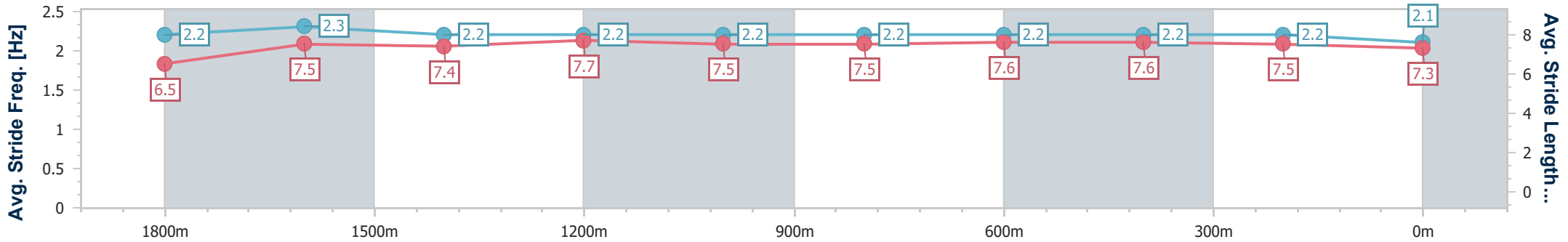
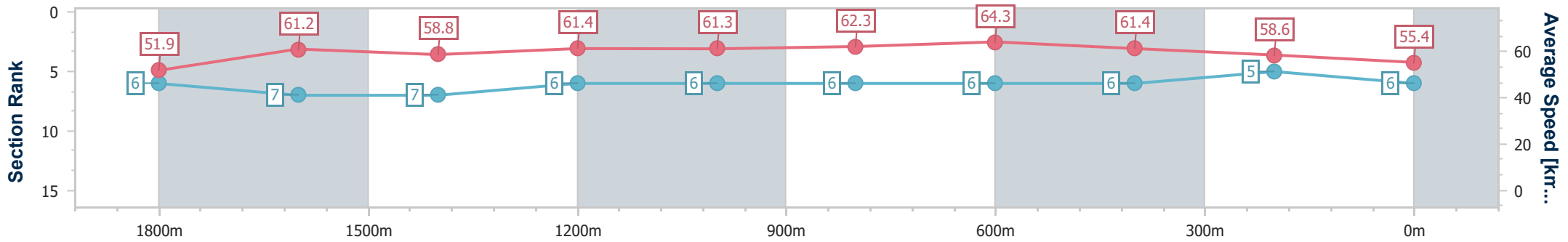
Horse/Jockey Name	Two Smokin Barrels
Final Rank	6
Fastest Section Time (Section)	0:11.30 (800m)
Top Speed [km/h] (Section)	64.9 (800m)
Race State	Finished



Townsville QLD Professional
 Race 7: LADBROKES TOWNSVILLE CUP - 2000m
 03 August 2024 - 16:04
 Track Rating: Good 4, Weather: Fine, Rail Position: True



Section	Overall	1800m	1600m	1400m	1200m	1000m	800m	600m	400m	200m
Section Times	2:02.38 [6] (0:13.86)	1:48.52 [6] (0:12.04)	1:36.48 [7] (0:12.62)	1:23.86 [7] (0:11.79)	1:12.07 [6] (0:11.76)	1:00.31 [6] (0:11.63)	0:48.68 [6] (0:11.30)	0:37.38 [6] (0:11.93)	0:25.45 [6] (0:12.43)	0:13.02 [5] (0:13.02)
Average Speed [km/h]	51.9	61.2	58.8	61.4	61.3	62.3	64.3	61.4	58.6	55.4
Top Speed [km/h]	64.0	64.3	60.9	62.4	61.7	64.2	64.9	63.1	60.5	56.7
Avg. Dist. to Rail [m]	9.0	5.9	4.2	1.4	2.0	1.3	1.9	3.8	6.7	7.6
Avg. Stride Freq. [Hz]	2.2	2.3	2.2	2.2	2.2	2.2	2.2	2.2	2.2	2.1
Avg. Stride Length [m]	6.5	7.5	7.4	7.7	7.5	7.5	7.6	7.6	7.5	7.3



- [] Ranking at each section and finish
- .-.- No data available at this section
- NA No data available



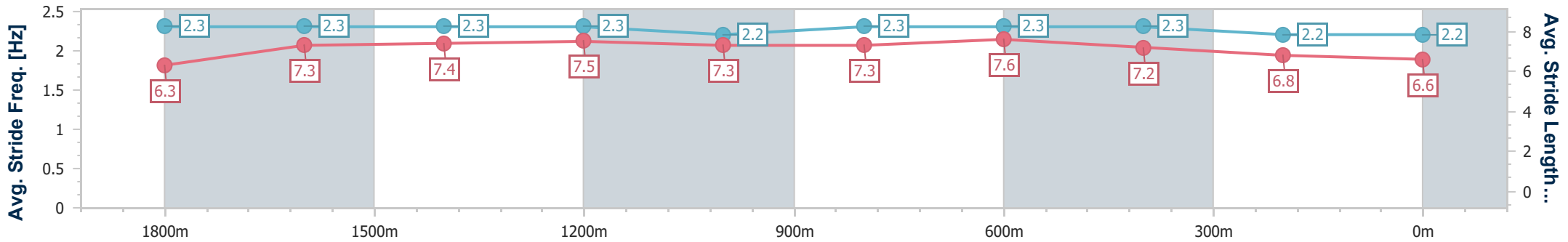
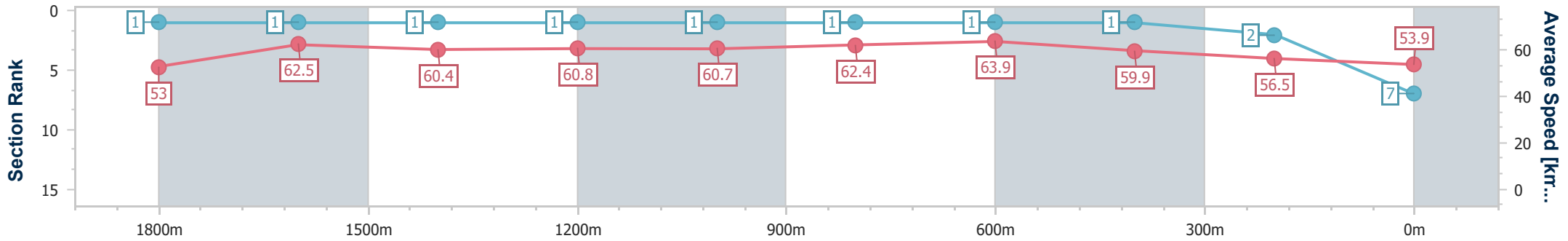
Horse/Jockey Name	Mooloolaba
Final Rank	7
Fastest Section Time (Section)	0:11.31 (800m)
Top Speed [km/h] (Section)	65.4 (800m)
Race State	Finished



Townsville QLD Professional
 Race 7: LADBROKES TOWNSVILLE CUP - 2000m
 03 August 2024 - 16:04
 Track Rating: Good 4, Weather: Fine, Rail Position: True



Section	Overall	1800m	1600m	1400m	1200m	1000m	800m	600m	400m	200m
Section Times	2:02.46 [7] (0:13.57)	1:48.89 [1] (0:11.71)	1:37.18 [1] (0:12.21)	1:24.97 [1] (0:11.87)	1:13.10 [1] (0:11.85)	1:01.25 [1] (0:11.58)	0:49.67 [1] (0:11.31)	0:38.36 [1] (0:12.15)	0:26.21 [1] (0:12.83)	0:13.38 [2] (0:13.38)
Average Speed [km/h]	53.0	62.5	60.4	60.8	60.7	62.4	63.9	59.9	56.5	53.9
Top Speed [km/h]	64.2	64.4	61.3	61.9	62.5	64.5	65.4	62.9	57.7	55.6
Avg. Dist. to Rail [m]	7.3	4.9	3.0	1.1	0.9	0.6	1.1	2.5	3.2	3.7
Avg. Stride Freq. [Hz]	2.3	2.3	2.3	2.3	2.2	2.3	2.3	2.3	2.2	2.2
Avg. Stride Length [m]	6.3	7.3	7.4	7.5	7.3	7.3	7.6	7.2	6.8	6.6



- [] Ranking at each section and finish
- .-.- No data available at this section
- NA No data available



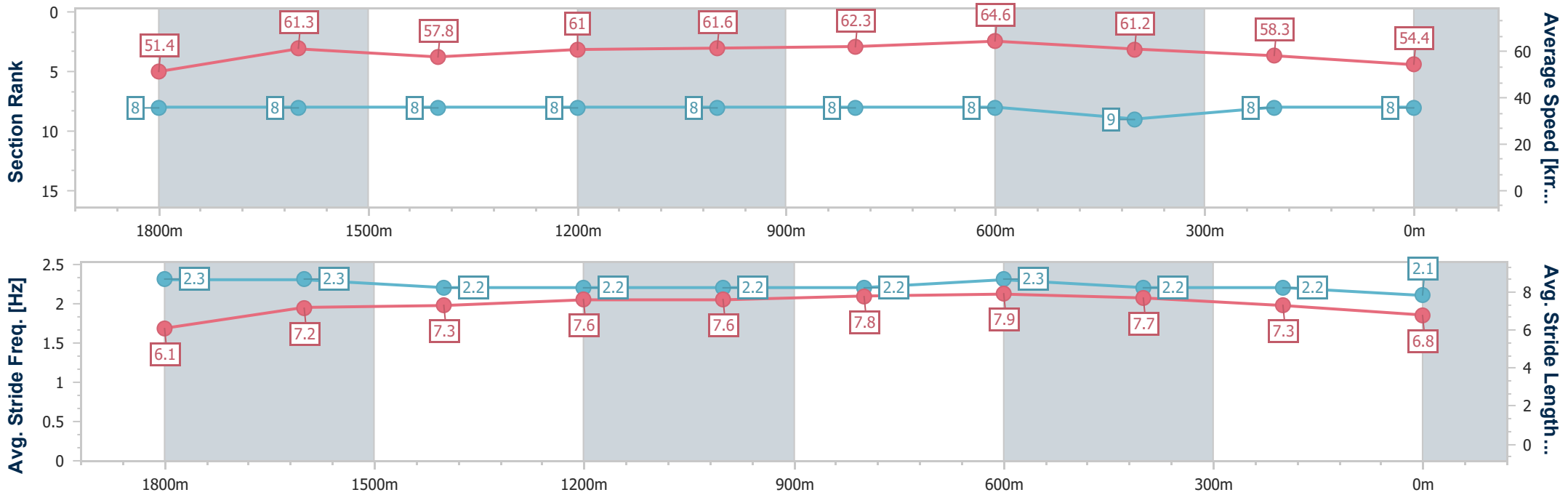
Horse/Jockey Name	Andalus
Final Rank	8
Fastest Section Time (Section)	0:11.26 (800m)
Top Speed [km/h] (Section)	65.3 (800m)
Race State	Finished



Townsville QLD Professional
 Race 7: LADBROKES TOWNSVILLE CUP - 2000m
 03 August 2024 - 16:04
 Track Rating: Good 4, Weather: Fine, Rail Position: True



Section	Overall	1800m	1600m	1400m	1200m	1000m	800m	600m	400m	200m
Section Times	2:02.91 [8] (0:14.03)	1:48.88 [8] (0:11.96)	1:36.92 [8] (0:12.79)	1:24.13 [8] (0:11.86)	1:12.27 [8] (0:11.69)	1:00.58 [8] (0:11.63)	0:48.95 [8] (0:11.26)	0:37.69 [8] (0:11.96)	0:25.73 [9] (0:12.42)	0:13.31 [8] (0:13.31)
Average Speed [km/h]	51.4	61.3	57.8	61.0	61.6	62.3	64.6	61.2	58.3	54.4
Top Speed [km/h]	62.4	63.9	59.8	62.2	62.3	65.2	65.3	63.9	60.0	57.1
Avg. Dist. to Rail [m]	10.4	5.6	3.5	1.8	1.9	1.6	2.1	3.1	5.2	6.7
Avg. Stride Freq. [Hz]	2.3	2.3	2.2	2.2	2.2	2.2	2.3	2.2	2.2	2.1
Avg. Stride Length [m]	6.1	7.2	7.3	7.6	7.6	7.8	7.9	7.7	7.3	6.8



- [] Ranking at each section and finish
- .-.- No data available at this section
- NA No data available



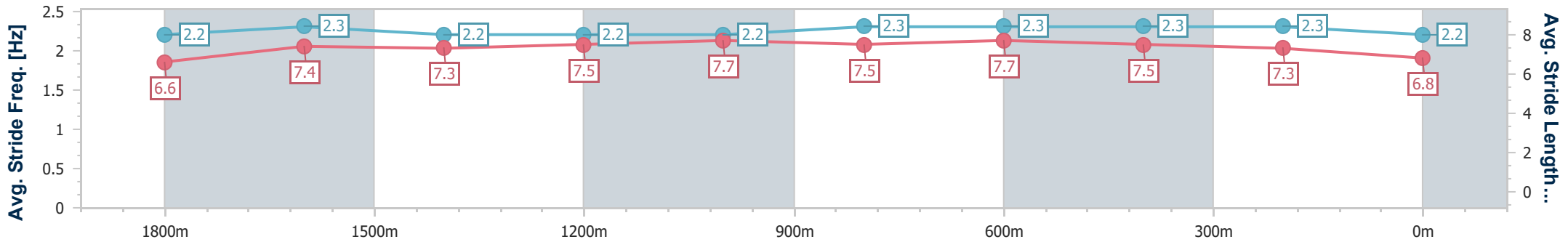
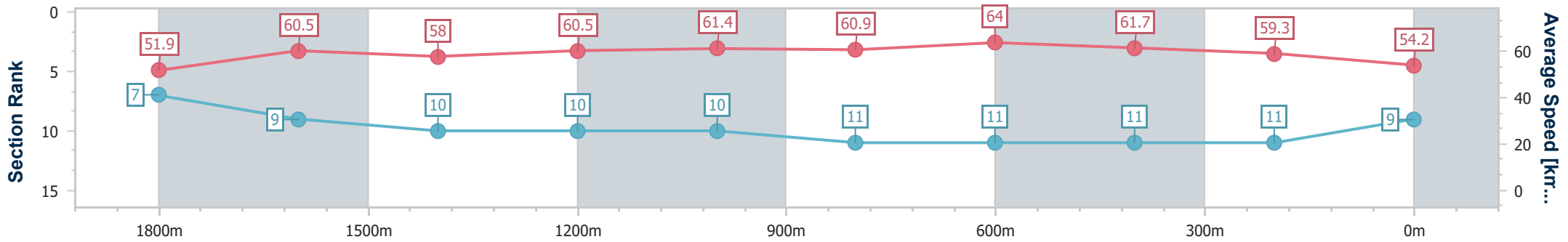
Horse/Jockey Name	Such A Whit
Final Rank	9
Fastest Section Time (Section)	0:11.37 (800m)
Top Speed [km/h] (Section)	65.3 (800m)
Race State	Finished



Townsville QLD Professional
 Race 7: LADBROKES TOWNSVILLE CUP - 2000m
 03 August 2024 - 16:04
 Track Rating: Good 4, Weather: Fine, Rail Position: True



Section	Overall	1800m	1600m	1400m	1200m	1000m	800m	600m	400m	200m
Section Times	2:03.34 [9] (0:13.88)	1:49.46 [7] (0:12.16)	1:37.30 [9] (0:12.81)	1:24.49 [10] (0:11.97)	1:12.52 [10] (0:11.73)	1:00.79 [10] (0:11.92)	0:48.87 [11] (0:11.37)	0:37.50 [11] (0:11.89)	0:25.61 [11] (0:12.31)	0:13.30 [11] (0:13.30)
Average Speed [km/h]	51.9	60.5	58.0	60.5	61.4	60.9	64.0	61.7	59.3	54.2
Top Speed [km/h]	63.4	63.5	59.1	61.2	62.0	62.7	65.3	63.1	60.6	56.4
Avg. Dist. to Rail [m]	9.4	6.7	4.0	2.4	2.4	1.8	1.6	4.1	8.4	12.6
Avg. Stride Freq. [Hz]	2.2	2.3	2.2	2.2	2.2	2.3	2.3	2.3	2.3	2.2
Avg. Stride Length [m]	6.6	7.4	7.3	7.5	7.7	7.5	7.7	7.5	7.3	6.8



- [] Ranking at each section and finish
- .-.- No data available at this section
- NA No data available



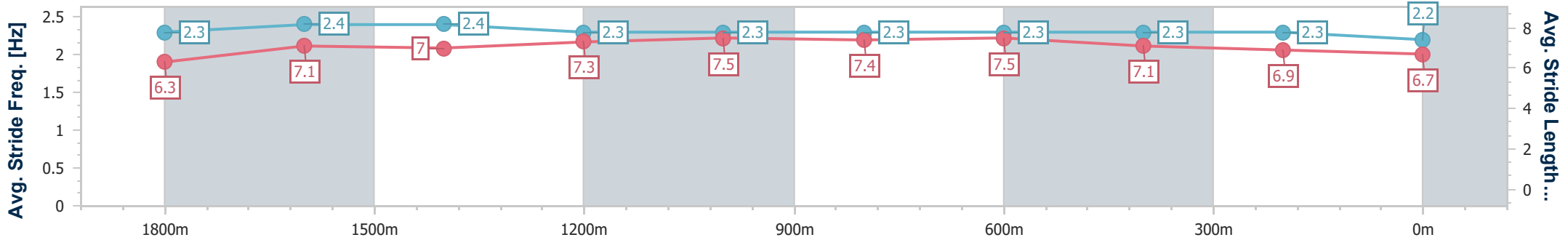
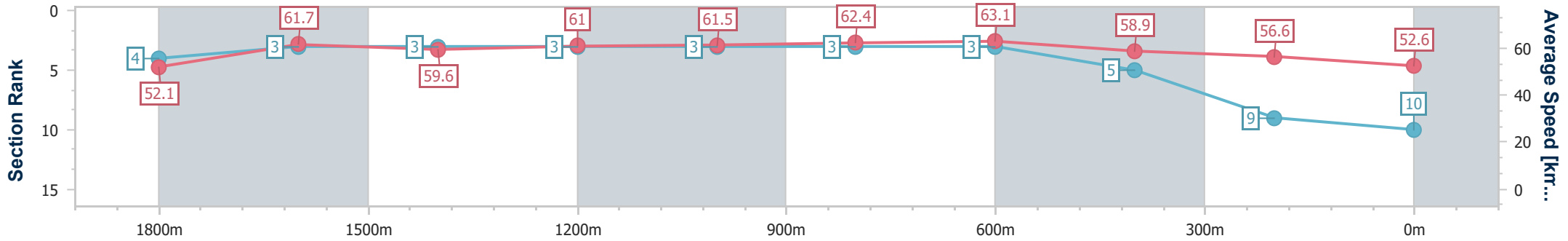
Horse/Jockey Name	Castile
Final Rank	10
Fastest Section Time (Section)	0:11.42 (800m)
Top Speed [km/h] (Section)	64.3 (1000m)
Race State	Finished



Townsville QLD Professional
 Race 7: LADBROKES TOWNSVILLE CUP - 2000m
 03 August 2024 - 16:04
 Track Rating: Good 4, Weather: Fine, Rail Position: True



Section	Overall	1800m	1600m	1400m	1200m	1000m	800m	600m	400m	200m
Section Times	2:03.37 [10] (0:13.80)	1:49.57 [4] (0:11.79)	1:37.78 [3] (0:12.32)	1:25.46 [3] (0:11.84)	1:13.62 [3] (0:11.73)	1:01.89 [3] (0:11.61)	0:50.28 [3] (0:11.42)	0:38.86 [3] (0:12.36)	0:26.50 [5] (0:12.79)	0:13.71 [9] (0:13.71)
Average Speed [km/h]	52.1	61.7	59.6	61.0	61.5	62.4	63.1	58.9	56.6	52.6
Top Speed [km/h]	62.9	64.1	62.0	62.3	61.8	64.3	64.2	61.4	58.0	55.2
Avg. Dist. to Rail [m]	5.1	3.0	2.8	1.7	1.7	0.9	0.6	1.7	4.3	4.8
Avg. Stride Freq. [Hz]	2.3	2.4	2.4	2.3	2.3	2.3	2.3	2.3	2.3	2.2
Avg. Stride Length [m]	6.3	7.1	7.0	7.3	7.5	7.4	7.5	7.1	6.9	6.7



- [] Ranking at each section and finish
- .-.- No data available at this section
- NA No data available



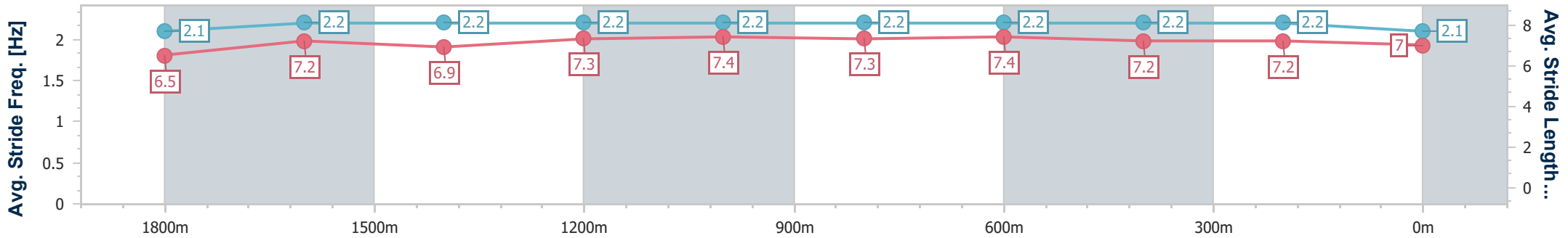
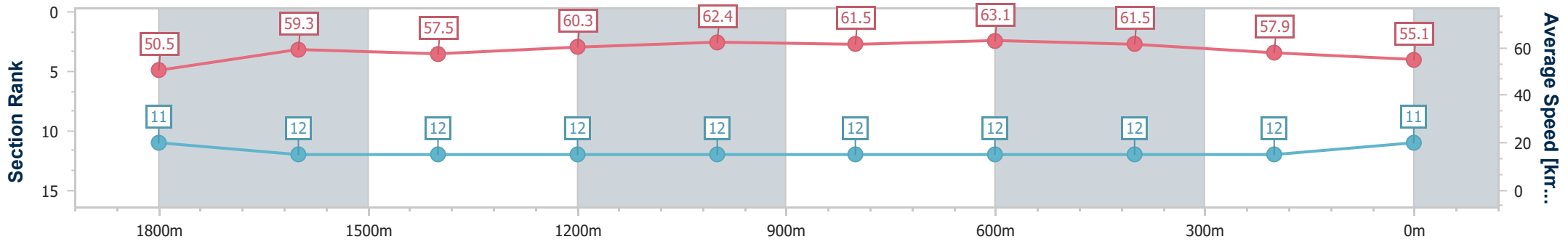
Horse/Jockey Name	I Say Boom
Final Rank	11
Fastest Section Time (Section)	0:11.53 (800m)
Top Speed [km/h] (Section)	63.5 (600m)
Race State	Finished



Townsville QLD Professional
 Race 7: LADBROKES TOWNSVILLE CUP - 2000m
 03 August 2024 - 16:04
 Track Rating: Good 4, Weather: Fine, Rail Position: True



Section	Overall	1800m	1600m	1400m	1200m	1000m	800m	600m	400m	200m
Section Times	2:03.96 [11] (0:14.31)	1:49.65 [11] (0:12.27)	1:37.38 [12] (0:12.80)	1:24.58 [12] (0:11.99)	1:12.59 [12] (0:11.56)	1:01.03 [12] (0:11.75)	0:49.28 [12] (0:11.53)	0:37.75 [12] (0:12.01)	0:25.74 [12] (0:12.62)	0:13.12 [12] (0:13.12)
Average Speed [km/h]	50.5	59.3	57.5	60.3	62.4	61.5	63.1	61.5	57.9	55.1
Top Speed [km/h]	59.0	60.1	58.9	61.6	63.3	62.7	63.4	63.5	59.1	57.4
Avg. Dist. to Rail [m]	15.9	6.2	2.5	1.8	1.3	1.0	1.8	5.8	7.7	9.6
Avg. Stride Freq. [Hz]	2.1	2.2	2.2	2.2	2.2	2.2	2.2	2.2	2.2	2.1
Avg. Stride Length [m]	6.5	7.2	6.9	7.3	7.4	7.3	7.4	7.2	7.2	7.0



- [] Ranking at each section and finish
- .-.- No data available at this section
- NA No data available



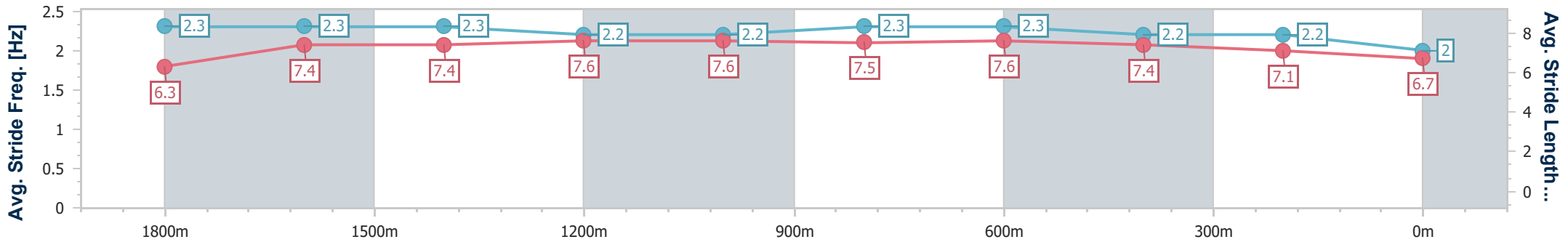
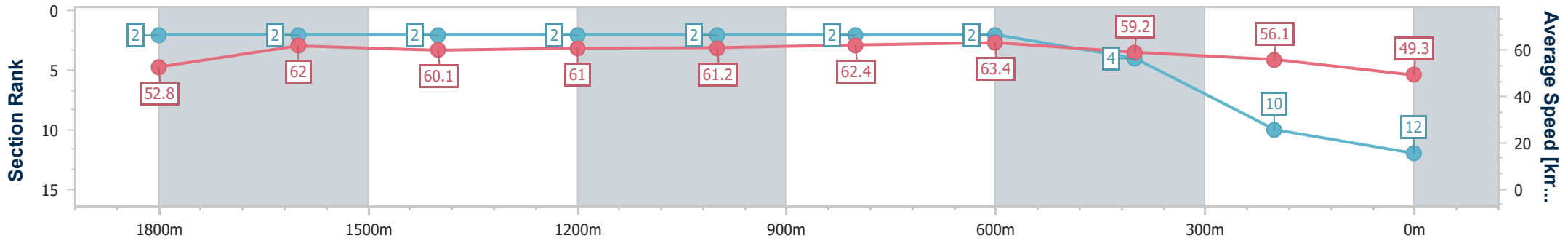
Horse/Jockey Name	Olympic Korchnoi
Final Rank	12
Fastest Section Time (Section)	0:11.47 (800m)
Top Speed [km/h] (Section)	64.9 (1800m)
Race State	Finished



Townsville QLD Professional
 Race 7: LADBROKES TOWNSVILLE CUP - 2000m
 03 August 2024 - 16:04
 Track Rating: Good 4, Weather: Fine, Rail Position: True



Section	Overall	1800m	1600m	1400m	1200m	1000m	800m	600m	400m	200m
Section Times	2:04.31 [12] (0:13.64)	1:50.67 [2] (0:11.83)	1:38.84 [2] (0:12.29)	1:26.55 [2] (0:11.90)	1:14.65 [2] (0:11.77)	1:02.88 [2] (0:11.60)	0:51.28 [2] (0:11.47)	0:39.81 [2] (0:12.31)	0:27.50 [4] (0:12.89)	0:14.61 [10] (0:14.61)
Average Speed [km/h]	52.8	62.0	60.1	61.0	61.2	62.4	63.4	59.2	56.1	49.3
Top Speed [km/h]	63.4	64.9	61.6	61.6	61.7	63.8	64.5	62.2	57.0	55.5
Avg. Dist. to Rail [m]	12.2	5.7	3.6	2.2	1.9	1.3	1.9	2.2	2.8	3.7
Avg. Stride Freq. [Hz]	2.3	2.3	2.3	2.2	2.2	2.3	2.3	2.2	2.2	2.0
Avg. Stride Length [m]	6.3	7.4	7.4	7.6	7.6	7.5	7.6	7.4	7.1	6.7



- [] Ranking at each section and finish
- .-.- No data available at this section
- NA No data available



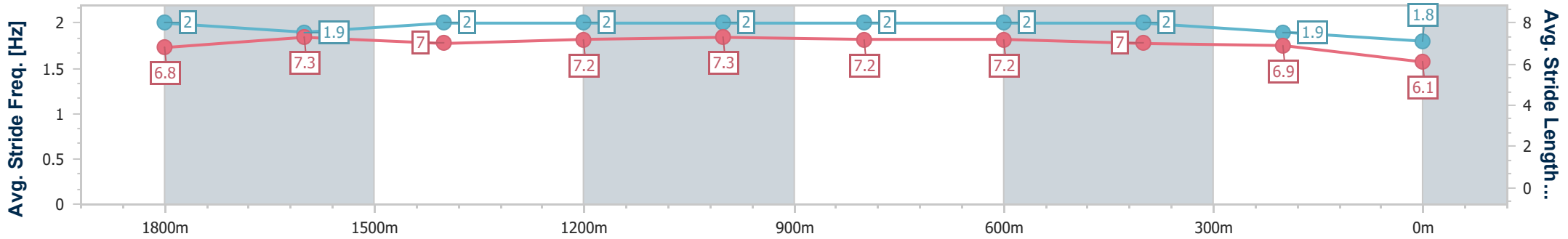
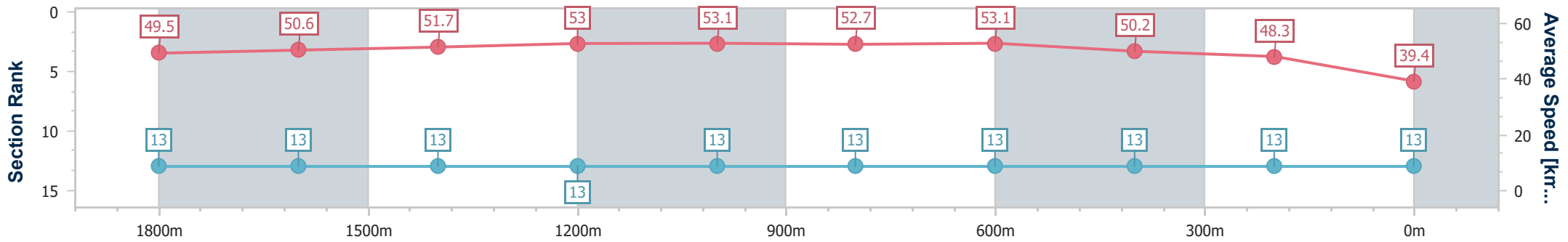
Horse/Jockey Name	Namazu
Final Rank	13
Fastest Section Time (Section)	0:13.57 (1200m)
Top Speed [km/h] (Section)	53.7 (1200m)
Race State	Finished



Townsville QLD Professional
 Race 7: LADBROKES TOWNSVILLE CUP - 2000m
 03 August 2024 - 16:04
 Track Rating: Good 4, Weather: Fine, Rail Position: True



Section	Overall	1800m	1600m	1400m	1200m	1000m	800m	600m	400m	200m
Section Times	2:26.20 [13] (0:14.56)	2:11.64 [13] (0:14.55)	1:57.09 [13] (0:14.43)	1:42.66 [13] (0:13.73)	1:28.93 [13] (0:13.57)	1:15.36 [13] (0:13.77)	1:01.59 [13] (0:13.71)	0:47.88 [13] (0:14.55)	0:33.33 [13] (0:15.01)	0:18.32 [13] (0:18.32)
Average Speed [km/h]	49.5	50.6	51.7	53.0	53.1	52.7	53.1	50.2	48.3	39.4
Top Speed [km/h]	53.5	52.7	52.7	53.4	53.7	53.1	53.6	52.2	49.0	47.4
Avg. Dist. to Rail [m]	14.2	8.7	5.3	3.3	2.7	1.5	2.3	3.2	5.0	7.2
Avg. Stride Freq. [Hz]	2.0	1.9	2.0	2.0	2.0	2.0	2.0	2.0	1.9	1.8
Avg. Stride Length [m]	6.8	7.3	7.0	7.2	7.3	7.2	7.2	7.0	6.9	6.1



- [] Ranking at each section and finish
- .-.- No data available at this section
- NA No data available



Townsville QLD Professional

Race 8: LADBROKES CLEVELAND BAY - 1300m

03 August 2024 - 16:42



Track Rating: Good 4, Weather: Fine, Rail Position: True

Section		Overall	1200m	1000m	800m	600m	400m	Last 600m				
Field Times		1:15.27 (0:08.40)	1:06.87 (0:10.42)	0:56.45 (0:10.70)	0:45.75 (0:10.91)	0:34.84 (0:11.36)	0:23.48 (0:11.55)	0:34.84				
Rank	TAB Horse/Jockey	Barrier	Top Speed [km/h]	Fastest Section	Distance Travelled [m]							
1	16 NORTHERN PRIDE Lacey Morrison	4	70.2 1200m	0:08.58 Overall	1:15.27 [1] (0:08.58)	1:06.69 [7] (0:10.41)	0:56.28 [5] (0:10.79)	0:45.49 [5] (0:10.99)	0:34.50 [8] (0:11.22)	0:23.28 [6] (0:11.35)	0:34.50	
2	3 TIGER LEGEND Nathan Day	9	69.7 1200m	0:08.62 Overall	1:15.45 [2] (0:08.62)	1:06.83 [8] (0:10.59)	0:56.24 [8] (0:10.66)	0:45.58 [7] (0:10.87)	0:34.71 [7] (0:11.38)	0:23.33 [9] (0:11.43)	0:34.71	+2
3	18 CASHIN' CHEX Scott Sheargold	5	70.1 1200m	0:09.07 Overall	1:15.69 [3] (0:09.07)	1:06.62 [14] (0:10.52)	0:56.10 [13] (0:10.67)	0:45.43 [13] (0:10.84)	0:34.59 [13] (0:11.23)	0:23.36 [13] (0:11.38)	0:34.59	+1
4	2 SMART IMAGE Ashley Butler	23	69.5 1200m	0:08.68 Overall	1:15.83 [4] (0:08.68)	1:07.15 [10] (0:10.62)	0:56.53 [10] (0:10.77)	0:45.76 [11] (0:10.78)	0:34.98 [9] (0:11.27)	0:23.71 [8] (0:11.44)	0:34.98	+10
5	7 CONSTANT FLIGHT Justin Stanley	15	70.0 1200m	0:08.49 Overall	1:15.90 [5] (0:08.49)	1:07.41 [4] (0:10.56)	0:56.85 [7] (0:10.84)	0:46.01 [8] (0:10.77)	0:35.24 [6] (0:11.31)	0:23.93 [5] (0:11.60)	0:35.24	+6
6	13 HE'S XCEPTIONAL Adrian Layt	12	70.2 1200m	0:08.93 Overall	1:15.94 [6] (0:08.93)	1:07.01 [12] (0:10.39)	0:56.62 [11] (0:10.65)	0:45.97 [9] (0:10.94)	0:35.03 [10] (0:11.33)	0:23.70 [10] (0:11.41)	0:35.03	+2
7	1 BONAPARTE Justin Huxtable	14	69.1 1200m	0:08.68 Overall	1:15.95 [7] (0:08.68)	1:07.27 [9] (0:10.58)	0:56.69 [9] (0:10.77)	0:45.92 [10] (0:10.96)	0:34.96 [11] (0:11.34)	0:23.62 [12] (0:11.44)	0:34.96	+8
8	14 HURTLE Jackson Murphy	8	70.8 1200m	0:08.45 Overall	1:16.04 [8] (0:08.45)	1:07.59 [2] (0:10.39)	0:57.20 [2] (0:10.75)	0:46.45 [3] (0:10.93)	0:35.52 [3] (0:11.27)	0:24.25 [1] (0:11.73)	0:35.52	+8
9	15 RUBY JULY Chelsea Jokic	24	69.2 1200m	0:09.15 Overall	1:16.22 [9] (0:09.15)	1:07.07 [16] (0:10.81)	0:56.26 [16] (0:10.67)	0:45.59 [15] (0:10.79)	0:34.80 [15] (0:11.06)	0:23.74 [15] (0:11.36)	0:34.80	+8
10	4 MR MAESTRO Michael Cahill	2	68.8 1200m	0:09.15 Overall	1:16.29 [10] (0:09.15)	1:07.14 [15] (0:10.79)	0:56.35 [15] (0:10.78)	0:45.57 [16] (0:10.88)	0:34.69 [16] (0:11.16)	0:23.53 [16] (0:11.47)	0:34.69	+0

Scratched: Letmeletgo (#20), Yes Dream (#9), Missile Thunder (#21), Magic Conqueror (#19), Outback Action (#12), The Hanger Cat (#23), Real Key (#24), Demon Award (#22)

[] Ranking at each section and finish
 -:-:- No data available at this section
 NA No data available

SCN Saddle cloth number
 DNF Did not finish
 DNT Did not track



Townsville QLD Professional

Race 8: LADBROKES CLEVELAND BAY - 1300m

03 August 2024 - 16:42



Track Rating: Good 4, Weather: Fine, Rail Position: True

Section		Overall	1200m	1000m	800m	600m	400m	Last 600m				
Field Times		1:15.27 (0:08.40)	1:06.87 (0:10.42)	0:56.45 (0:10.70)	0:45.75 (0:10.91)	0:34.84 (0:11.36)	0:23.48 (0:11.55)	0:34.84				
Rank	TAB Horse/Jockey	Barrier	Top Speed [km/h]	Fastest Section	Distance Travelled [m]							
11	8 GO GETABOY Tyler Leslight	6	71.5 1200m	0:08.54 Overall	1:16.36 [11] (0:08.54)	1:07.82 [6] (0:10.32)	0:57.50 [3] (0:10.71)	0:46.79 [2] (0:10.96)	0:35.83 [4] (0:11.49)	0:24.34 [7] (0:11.86)	0:35.83	+0
12	10 ALL TIME LEGEND Sean Cormack	1	69.1 1200m	0:09.05 Overall	1:16.45 [12] (0:09.05)	1:07.40 [13] (0:10.61)	0:56.79 [14] (0:10.63)	0:46.16 [14] (0:10.91)	0:35.25 [14] (0:11.26)	0:23.99 [14] (0:11.44)	0:35.25	-3
13	6 FULL RECOGNITION Ryan Wiggins	10	69.5 1200m	0:08.84 Overall	1:16.46 [13] (0:08.84)	1:07.62 [11] (0:10.59)	0:57.03 [12] (0:10.82)	0:46.21 [12] (0:10.84)	0:35.37 [12] (0:11.22)	0:24.15 [11] (0:11.53)	0:35.37	+10
14	17 FOR VALOUR Ron Stewart	13	70.3 1200m	0:08.52 Overall	1:16.52 [14] (0:08.52)	1:08.00 [5] (0:10.36)	0:57.64 [4] (0:10.75)	0:46.89 [4] (0:10.83)	0:36.06 [2] (0:11.41)	0:24.65 [3] (0:11.82)	0:36.06	+4
15	5 STAMPE Chris Whiteley	21	69.8 800m	0:08.48 Overall	1:16.58 [15] (0:08.48)	1:08.10 [3] (0:10.55)	0:57.55 [6] (0:10.82)	0:46.73 [6] (0:10.75)	0:35.98 [5] (0:11.34)	0:24.64 [4] (0:11.95)	0:35.98	+12
16	11 CIRCULARITY Pietro Romeo	11	70.9 1200m	0:08.40 Overall	1:16.75 [16] (0:08.40)	1:08.35 [1] (0:10.42)	0:57.93 [1] (0:10.70)	0:47.23 [1] (0:10.91)	0:36.32 [1] (0:11.39)	0:24.93 [2] (0:11.94)	0:36.32	+2

Scratched: Letmeletgo (#20), Yes Dream (#9), Missile Thunder (#21), Magic Conqueror (#19), Outback Action (#12), The Hanger Cat (#23), Real Key (#24), Demon Award (#22)

[] Ranking at each section and finish
 -:-:- No data available at this section
 NA No data available

SCN Saddle cloth number
 DNF Did not finish
 DNT Did not track



Townsville QLD Professional

Race 8: LADBROKES CLEVELAND BAY - 1300m

03 August 2024 - 16:42



Track Rating: Good 4, Weather: Fine, Rail Position: True

Section							200m			Last 600m
Field Times							0:11.93			0:34.84
							(0:11.93)			
Rank	TAB	Horse/Jockey	Barrier	Top Speed [km/h]	Fastest Section	Margin				Distance Travelled [m]
1	16	NORTHERN PRIDE Lacey Morrison	4	70.2 1200m	0:08.58 Overall	0:11.93 [1] (0:11.93)	1:15.27		0:34.50	
2	3	TIGER LEGEND Nathan Day	9	69.7 1200m	0:08.62 Overall	0:11.90 [3] (0:11.90)	1.06L		0:34.71	+2
3	18	CASHIN' CHEX Scott Sheargold	5	70.1 1200m	0:09.07 Overall	0:11.98 [8] (0:11.98)	2.48L		0:34.59	+1
4	2	SMART IMAGE Ashley Butler	23	69.5 1200m	0:08.68 Overall	0:12.27 [4] (0:12.27)	3.34L		0:34.98	+10
5	7	CONSTANT FLIGHT Justin Stanley	15	70.0 1200m	0:08.49 Overall	0:12.33 [5] (0:12.33)	3.7L		0:35.24	+6
6	13	HE'S XCEPTIONAL Adrian Layt	12	70.2 1200m	0:08.93 Overall	0:12.29 [6] (0:12.29)	3.95L		0:35.03	+2
7	1	BONAPARTE Justin Huxtable	14	69.1 1200m	0:08.68 Overall	0:12.18 [10] (0:12.18)	4.04L		0:34.96	+8
8	14	HURTLE Jackson Murphy	8	70.8 1200m	0:08.45 Overall	0:12.52 [2] (0:12.52)	4.56L		0:35.52	+8
9	15	RUBY JULY Chelsea Jokic	24	69.2 1200m	0:09.15 Overall	0:12.38 [11] (0:12.38)	5.61L		0:34.80	+8
10	4	MR MAESTRO Michael Cahill	2	68.8 1200m	0:09.15 Overall	0:12.06 [16] (0:12.06)	6.01L		0:34.69	+0

Scratched: Letmeletgo (#20), Yes Dream (#9), Missile Thunder (#21), Magic Conqueror (#19), Outback Action (#12), The Hanger Cat (#23), Real Key (#24), Demon Award (#22)

[] Ranking at each section and finish
 -:-:- No data available at this section
 NA No data available

SCN Saddle cloth number
 DNF Did not finish
 DNT Did not track



Townsville QLD Professional
Race 8: LADBROKES CLEVELAND BAY - 1300m
03 August 2024 - 16:42



Track Rating: Good 4, Weather: Fine, Rail Position: True

Section				200m				Last 600m	
Field Times				0:11.93 (0:11.93)				0:34.84	
Rank	TAB	Horse/Jockey	Barrier	Top Speed [km/h]	Fastest Section	Margin			Distance Travelled [m]
11	8	GO GETABOY Tyler Leslight	6	71.5 1200m	0:08.54 Overall (0:12.48)	0:12.48 [13] (0:12.48)	6.44L		0:35.83 +0
12	10	ALL TIME LEGEND Sean Cormack	1	69.1 1200m	0:09.05 Overall (0:12.55)	0:12.55 [15] (0:12.55)	6.96L		0:35.25 -3
13	6	FULL RECOGNITION Ryan Wiggins	10	69.5 1200m	0:08.84 Overall (0:12.62)	0:12.62 [12] (0:12.62)	7L		0:35.37 +10
14	17	FOR VALOUR Ron Stewart	13	70.3 1200m	0:08.52 Overall (0:12.83)	0:12.83 [7] (0:12.83)	7.38L		0:36.06 +4
15	5	STAMPE Chris Whiteley	21	69.8 800m	0:08.48 Overall (0:12.69)	0:12.69 [14] (0:12.69)	7.7L		0:35.98 +12
16	11	CIRCULARITY Pietro Romeo	11	70.9 1200m	0:08.40 Overall (0:12.99)	0:12.99 [9] (0:12.99)	8.75L		0:36.32 +2

Scratched: Letmeletgo (#20), Yes Dream (#9), Missile Thunder (#21), Magic Conqueror (#19), Outback Action (#12), The Hanger Cat (#23), Real Key (#24), Demon Award (#22)

[] Ranking at each section and finish
 -:-:- No data available at this section
 NA No data available

SCN Saddle cloth number
 DNF Did not finish
 DNT Did not track



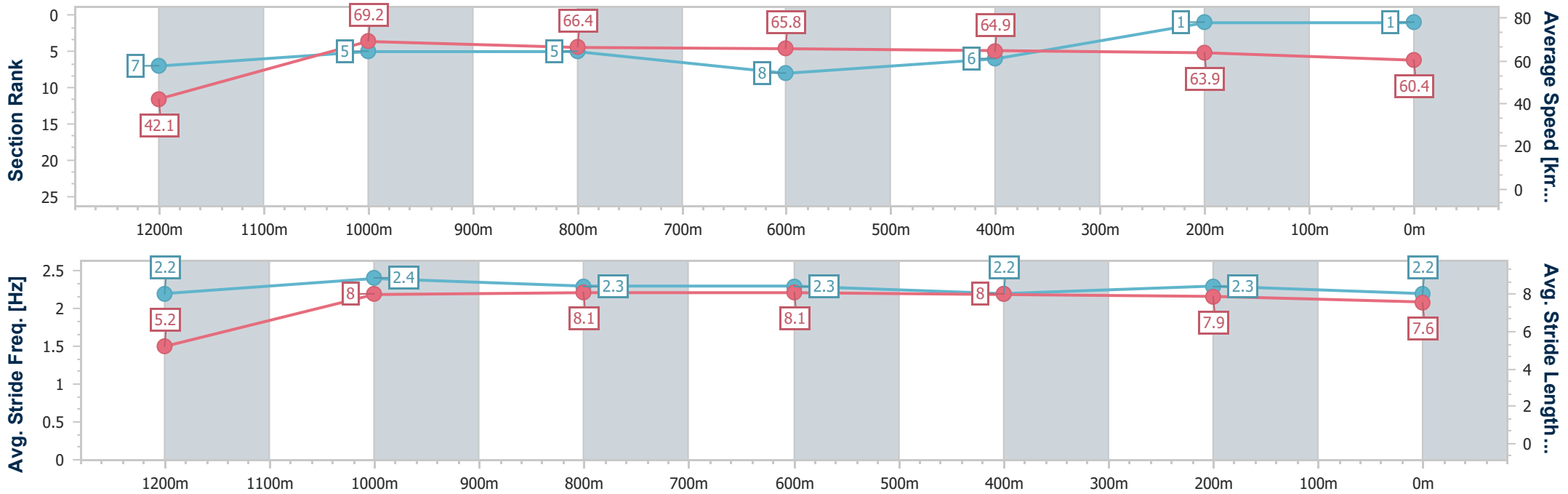
Horse/Jockey Name	Northern Pride
Final Rank	1
Fastest Section Time (Section)	0:08.58 (Overall)
Top Speed [km/h] (Section)	70.2 (1200m)
Race State	Finished



Townsville QLD Professional
 Race 8: LADBROKES CLEVELAND BAY - 1300m
 03 August 2024 - 16:42
 Track Rating: Good 4, Weather: Fine, Rail Position: True



Section	Overall	1200m	1000m	800m	600m	400m	200m
Section Times	1:15.27 [1] (0:08.58)	1:06.69 [7] (0:10.41)	0:56.28 [5] (0:10.79)	0:45.49 [5] (0:10.99)	0:34.50 [8] (0:11.22)	0:23.28 [6] (0:11.35)	0:11.93 [1] (0:11.93)
Average Speed [km/h]	42.1	69.2	66.4	65.8	64.9	63.9	60.4
Top Speed [km/h]	65.7	70.2	68.5	67.1	65.6	64.5	62.7
Avg. Dist. to Rail [m]	3.7	0.6	0.6	0.6	2.5	4.7	5.3
Avg. Stride Freq. [Hz]	2.2	2.4	2.3	2.3	2.2	2.3	2.2
Avg. Stride Length [m]	5.2	8.0	8.1	8.1	8.0	7.9	7.6



- [] Ranking at each section and finish
- .-.- No data available at this section
- NA No data available



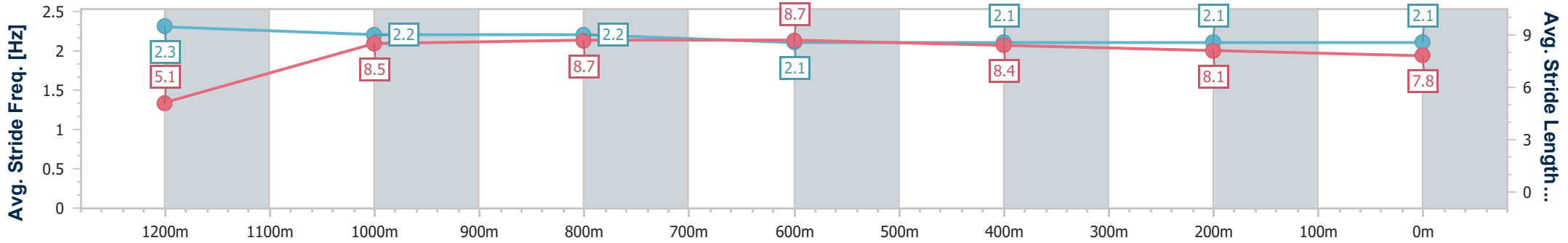
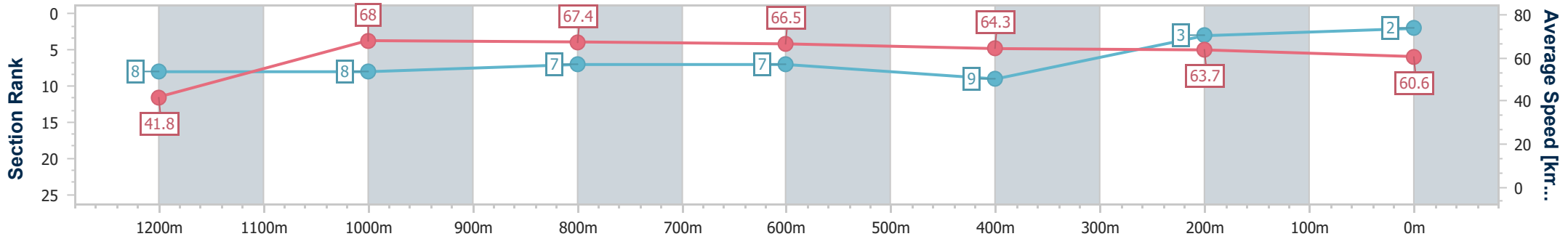
Horse/Jockey Name	Tiger Legend
Final Rank	2
Fastest Section Time (Section)	0:08.62 (Overall)
Top Speed [km/h] (Section)	69.7 (1200m)
Race State	Finished



Townsville QLD Professional
 Race 8: LADBROKES CLEVELAND BAY - 1300m
 03 August 2024 - 16:42
 Track Rating: Good 4, Weather: Fine, Rail Position: True



Section	Overall	1200m	1000m	800m	600m	400m	200m
Section Times	1:15.45 [2] (0:08.62)	1:06.83 [8] (0:10.59)	0:56.24 [8] (0:10.66)	0:45.58 [7] (0:10.87)	0:34.71 [7] (0:11.38)	0:23.33 [9] (0:11.43)	0:11.90 [3] (0:11.90)
Average Speed [km/h]	41.8	68.0	67.4	66.5	64.3	63.7	60.6
Top Speed [km/h]	66.3	69.7	69.0	67.3	65.9	64.9	63.1
Avg. Dist. to Rail [m]	4.9	0.6	0.4	0.6	3.3	6.0	6.7
Avg. Stride Freq. [Hz]	2.3	2.2	2.2	2.1	2.1	2.1	2.1
Avg. Stride Length [m]	5.1	8.5	8.7	8.7	8.4	8.1	7.8



- [] Ranking at each section and finish
- .-.- No data available at this section
- NA No data available



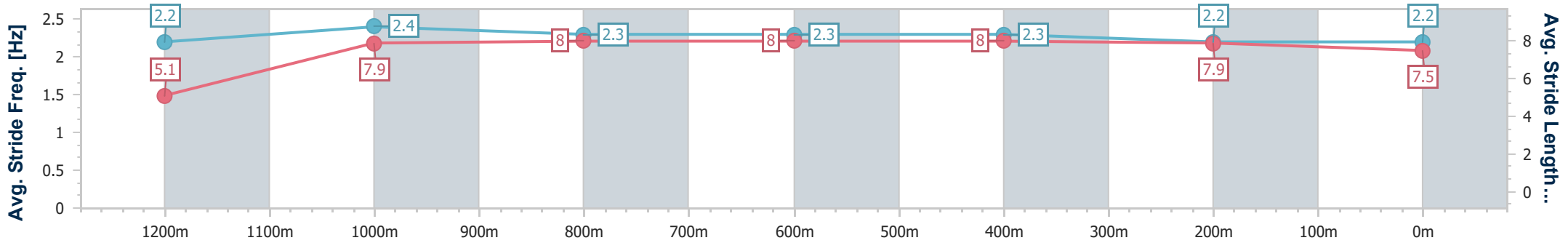
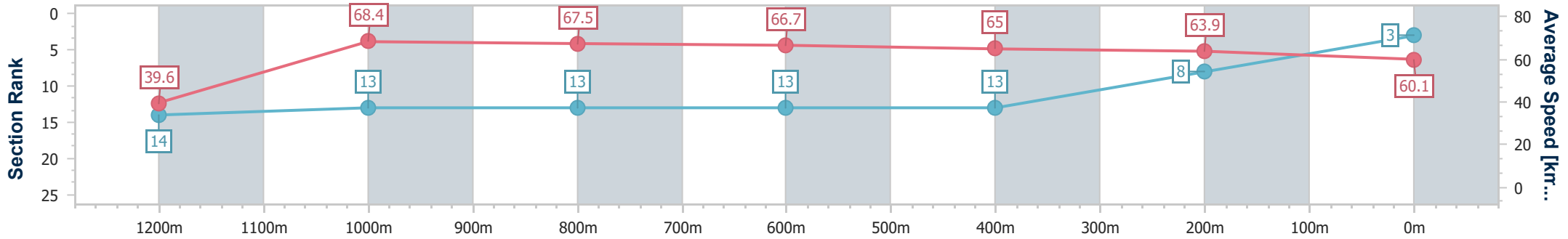
Horse/Jockey Name	Cashin' Chex
Final Rank	3
Fastest Section Time (Section)	0:09.07 (Overall)
Top Speed [km/h] (Section)	70.1 (1200m)
Race State	Finished



Townsville QLD Professional
 Race 8: LADBROKES CLEVELAND BAY - 1300m
 03 August 2024 - 16:42
 Track Rating: Good 4, Weather: Fine, Rail Position: True



Section	Overall	1200m	1000m	800m	600m	400m	200m
Section Times	1:15.69 [3] (0:09.07)	1:06.62 [14] (0:10.52)	0:56.10 [13] (0:10.67)	0:45.43 [13] (0:10.84)	0:34.59 [13] (0:11.23)	0:23.36 [13] (0:11.38)	0:11.98 [8] (0:11.98)
Average Speed [km/h]	39.6	68.4	67.5	66.7	65.0	63.9	60.1
Top Speed [km/h]	63.7	70.1	68.8	67.5	66.9	65.1	62.1
Avg. Dist. to Rail [m]	3.1	0.5	0.4	0.8	2.6	6.4	9.3
Avg. Stride Freq. [Hz]	2.2	2.4	2.3	2.3	2.3	2.2	2.2
Avg. Stride Length [m]	5.1	7.9	8.0	8.0	8.0	7.9	7.5



- [] Ranking at each section and finish
- .-.- No data available at this section
- NA No data available



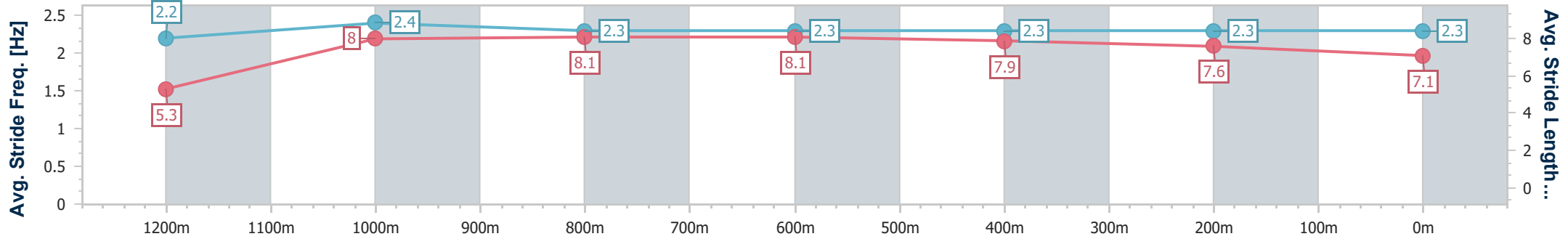
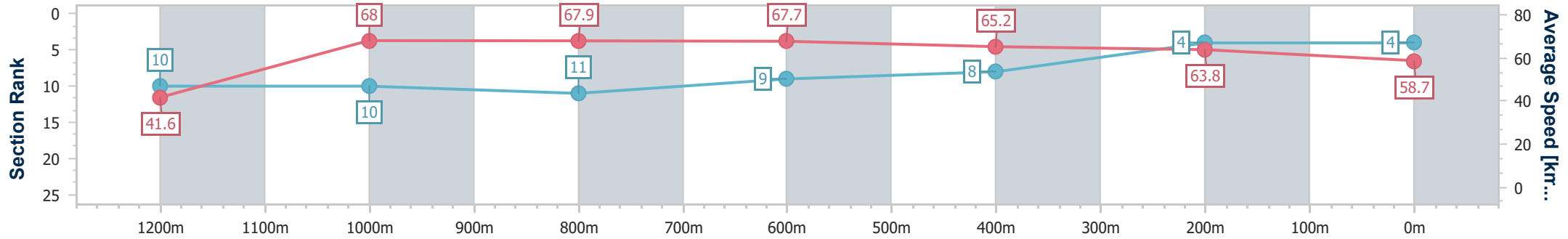
Horse/Jockey Name	Smart Image
Final Rank	4
Fastest Section Time (Section)	0:08.68 (Overall)
Top Speed [km/h] (Section)	69.5 (1200m)
Race State	Finished



Townsville QLD Professional
 Race 8: LADBROKES CLEVELAND BAY - 1300m
 03 August 2024 - 16:42
 Track Rating: Good 4, Weather: Fine, Rail Position: True



Section	Overall	1200m	1000m	800m	600m	400m	200m
Section Times	1:15.83 [4] (0:08.68)	1:07.15 [10] (0:10.62)	0:56.53 [10] (0:10.77)	0:45.76 [11] (0:10.78)	0:34.98 [9] (0:11.27)	0:23.71 [8] (0:11.44)	0:12.27 [4] (0:12.27)
Average Speed [km/h]	41.6	68.0	67.9	67.7	65.2	63.8	58.7
Top Speed [km/h]	64.8	69.5	68.7	68.8	66.9	65.2	62.1
Avg. Dist. to Rail [m]	15.5	8.2	2.9	2.7	4.8	7.8	9.9
Avg. Stride Freq. [Hz]	2.2	2.4	2.3	2.3	2.3	2.3	2.3
Avg. Stride Length [m]	5.3	8.0	8.1	8.1	7.9	7.6	7.1



- [] Ranking at each section and finish
- .-.- No data available at this section
- NA No data available



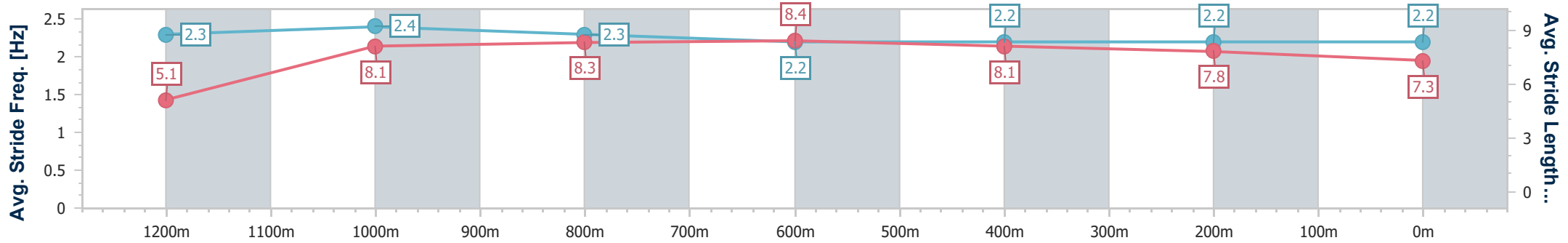
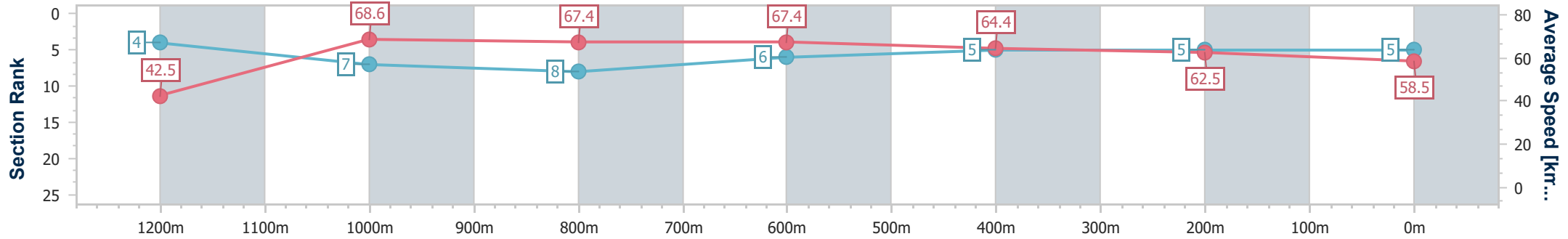
Horse/Jockey Name	Constant Flight
Final Rank	5
Fastest Section Time (Section)	0:08.49 (Overall)
Top Speed [km/h] (Section)	70.0 (1200m)
Race State	Finished



Townsville QLD Professional
 Race 8: LADBROKES CLEVELAND BAY - 1300m
 03 August 2024 - 16:42
 Track Rating: Good 4, Weather: Fine, Rail Position: True



Section	Overall	1200m	1000m	800m	600m	400m	200m
Section Times	1:15.90 [5] (0:08.49)	1:07.41 [4] (0:10.56)	0:56.85 [7] (0:10.84)	0:46.01 [8] (0:10.77)	0:35.24 [6] (0:11.31)	0:23.93 [5] (0:11.60)	0:12.33 [5] (0:12.33)
Average Speed [km/h]	42.5	68.6	67.4	67.4	64.4	62.5	58.5
Top Speed [km/h]	65.2	70.0	68.3	68.4	65.7	63.9	60.7
Avg. Dist. to Rail [m]	13.3	6.4	3.2	1.5	2.4	5.4	7.7
Avg. Stride Freq. [Hz]	2.3	2.4	2.3	2.2	2.2	2.2	2.2
Avg. Stride Length [m]	5.1	8.1	8.3	8.4	8.1	7.8	7.3



- [] Ranking at each section and finish
- .-.- No data available at this section
- NA No data available



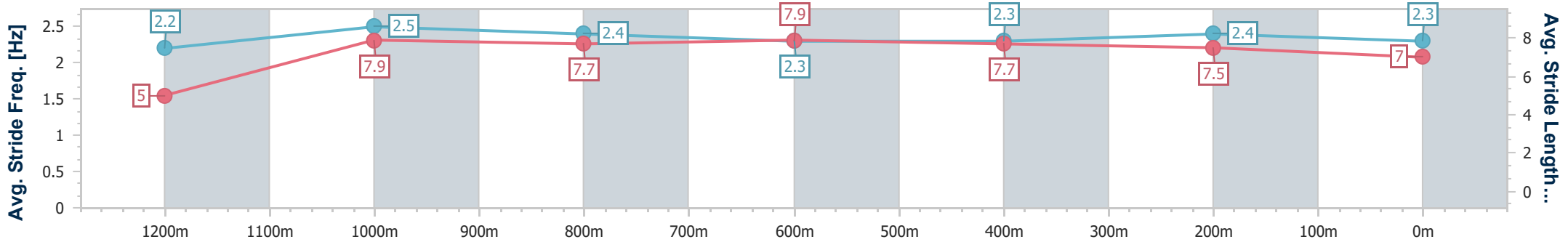
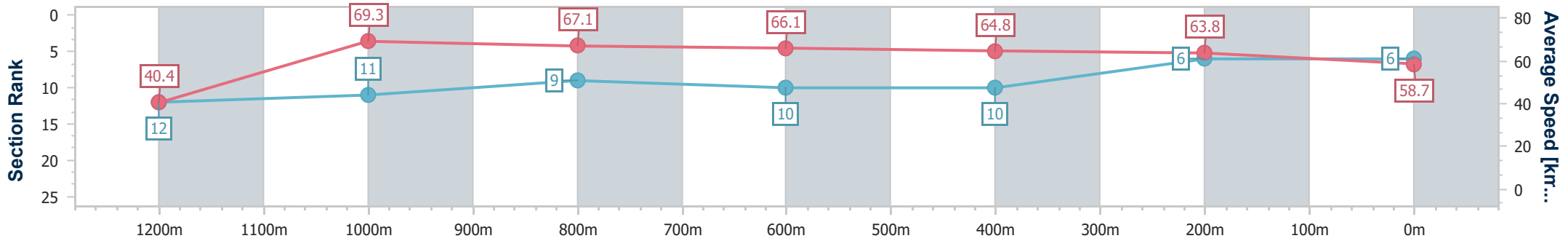
Horse/Jockey Name	He's Xceptional
Final Rank	6
Fastest Section Time (Section)	0:08.93 (Overall)
Top Speed [km/h] (Section)	70.2 (1200m)
Race State	Finished



Townsville QLD Professional
 Race 8: LADBROKES CLEVELAND BAY - 1300m
 03 August 2024 - 16:42
 Track Rating: Good 4, Weather: Fine, Rail Position: True



Section	Overall	1200m	1000m	800m	600m	400m	200m
Section Times	1:15.94 [6] (0:08.93)	1:07.01 [12] (0:10.39)	0:56.62 [11] (0:10.65)	0:45.97 [9] (0:10.94)	0:35.03 [10] (0:11.33)	0:23.70 [10] (0:11.41)	0:12.29 [6] (0:12.29)
Average Speed [km/h]	40.4	69.3	67.1	66.1	64.8	63.8	58.7
Top Speed [km/h]	67.7	70.2	69.8	67.2	66.0	65.2	62.5
Avg. Dist. to Rail [m]	8.2	1.4	1.4	1.3	4.2	5.3	4.2
Avg. Stride Freq. [Hz]	2.2	2.5	2.4	2.3	2.3	2.4	2.3
Avg. Stride Length [m]	5.0	7.9	7.7	7.9	7.7	7.5	7.0



- [] Ranking at each section and finish
- .-.- No data available at this section
- NA No data available



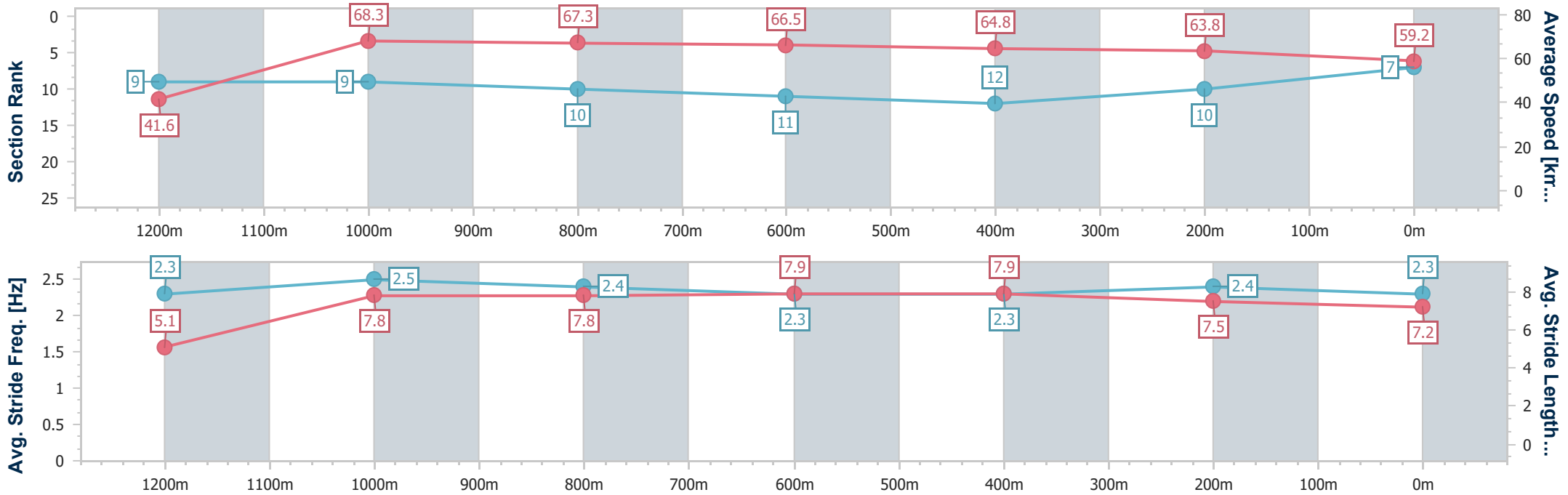
Horse/Jockey Name	Bonaparte
Final Rank	7
Fastest Section Time (Section)	0:08.68 (Overall)
Top Speed [km/h] (Section)	69.1 (1200m)
Race State	Finished



Townsville QLD Professional
 Race 8: LADBROKES CLEVELAND BAY - 1300m
 03 August 2024 - 16:42
 Track Rating: Good 4, Weather: Fine, Rail Position: True



Section	Overall	1200m	1000m	800m	600m	400m	200m
Section Times	1:15.95 [7] (0:08.68)	1:07.27 [9] (0:10.58)	0:56.69 [9] (0:10.77)	0:45.92 [10] (0:10.96)	0:34.96 [11] (0:11.34)	0:23.62 [12] (0:11.44)	0:12.18 [10] (0:12.18)
Average Speed [km/h]	41.6	68.3	67.3	66.5	64.8	63.8	59.2
Top Speed [km/h]	64.1	69.1	68.3	67.1	67.4	64.6	62.3
Avg. Dist. to Rail [m]	12.1	3.7	1.6	2.4	4.5	7.6	11.8
Avg. Stride Freq. [Hz]	2.3	2.5	2.4	2.3	2.3	2.4	2.3
Avg. Stride Length [m]	5.1	7.8	7.8	7.9	7.9	7.5	7.2





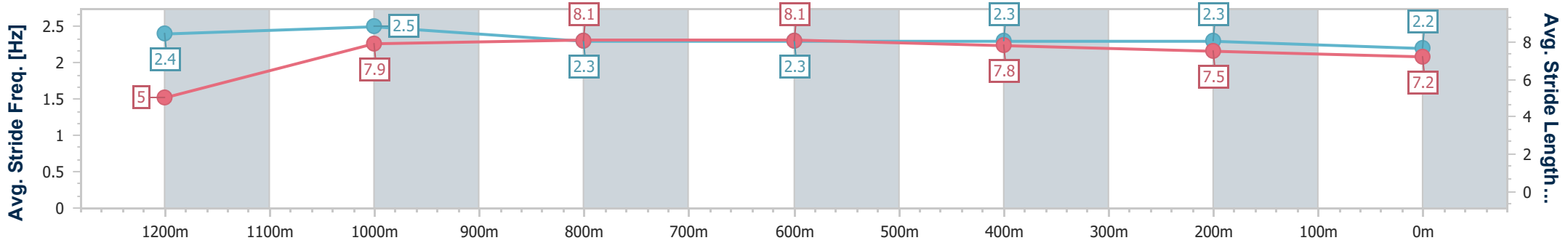
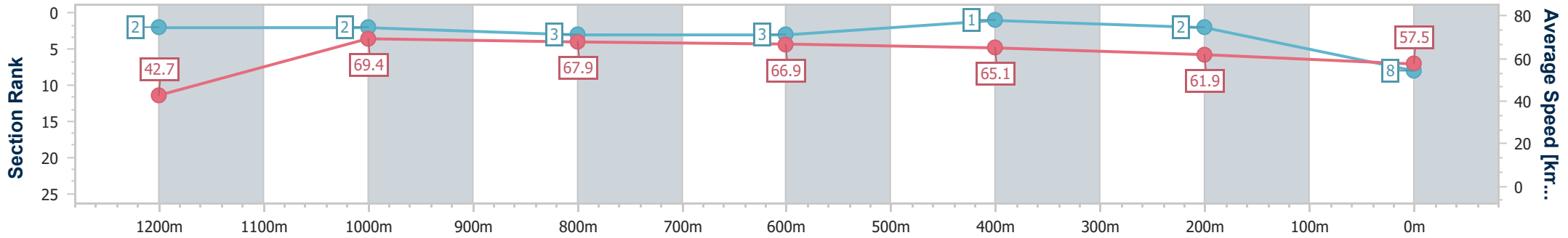
Horse/Jockey Name	Hurtle
Final Rank	8
Fastest Section Time (Section)	0:08.45 (Overall)
Top Speed [km/h] (Section)	70.8 (1200m)
Race State	Finished



Townsville QLD Professional
 Race 8: LADBROKES CLEVELAND BAY - 1300m
 03 August 2024 - 16:42
 Track Rating: Good 4, Weather: Fine, Rail Position: True



Section	Overall	1200m	1000m	800m	600m	400m	200m
Section Times	1:16.04 [8] (0:08.45)	1:07.59 [2] (0:10.39)	0:57.20 [2] (0:10.75)	0:46.45 [3] (0:10.93)	0:35.52 [3] (0:11.27)	0:24.25 [1] (0:11.73)	0:12.52 [2]
Average Speed [km/h]	42.7	69.4	67.9	66.9	65.1	61.9	57.5
Top Speed [km/h]	66.6	70.8	68.3	67.3	67.3	63.7	59.6
Avg. Dist. to Rail [m]	7.1	4.2	2.9	3.1	3.8	5.1	6.5
Avg. Stride Freq. [Hz]	2.4	2.5	2.3	2.3	2.3	2.3	2.2
Avg. Stride Length [m]	5.0	7.9	8.1	8.1	7.8	7.5	7.2



- [] Ranking at each section and finish
- .-.- No data available at this section
- NA No data available



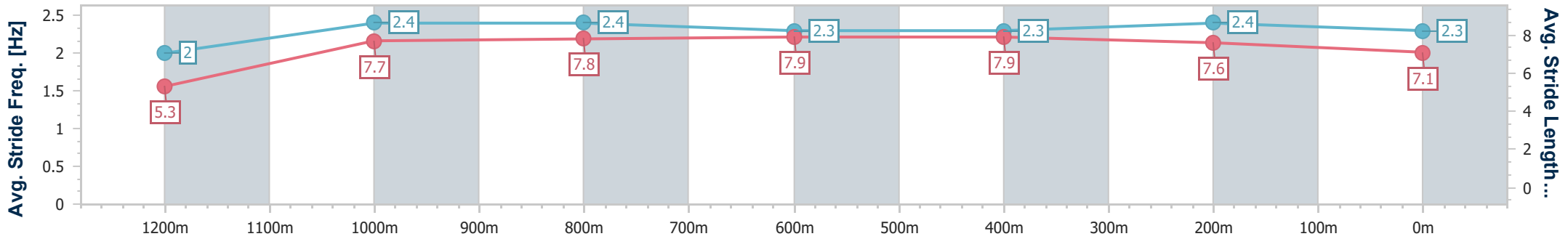
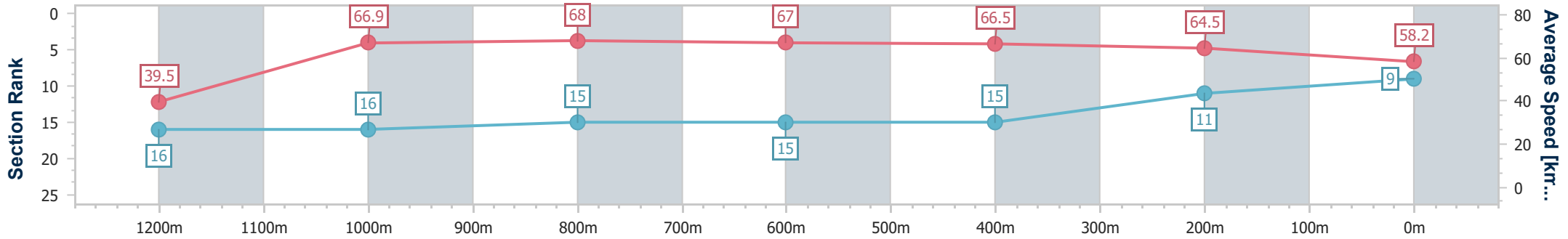
Horse/Jockey Name	Ruby July
Final Rank	9
Fastest Section Time (Section)	0:09.15 (Overall)
Top Speed [km/h] (Section)	69.2 (1200m)
Race State	Finished



Townsville QLD Professional
 Race 8: LADBROKES CLEVELAND BAY - 1300m
 03 August 2024 - 16:42
 Track Rating: Good 4, Weather: Fine, Rail Position: True



Section	Overall	1200m	1000m	800m	600m	400m	200m
Section Times	1:16.22 [9] (0:09.15)	1:07.07 [16] (0:10.81)	0:56.26 [16] (0:10.67)	0:45.59 [15] (0:10.79)	0:34.80 [15] (0:11.06)	0:23.74 [15] (0:11.36)	0:12.38 [11] (0:12.38)
Average Speed [km/h]	39.5	66.9	68.0	67.0	66.5	64.5	58.2
Top Speed [km/h]	61.8	69.2	69.2	68.2	68.4	65.6	62.2
Avg. Dist. to Rail [m]	17.3	4.9	1.7	0.6	4.5	11.3	14.3
Avg. Stride Freq. [Hz]	2.0	2.4	2.4	2.3	2.3	2.4	2.3
Avg. Stride Length [m]	5.3	7.7	7.8	7.9	7.9	7.6	7.1



- [] Ranking at each section and finish
- .-.- No data available at this section
- NA No data available



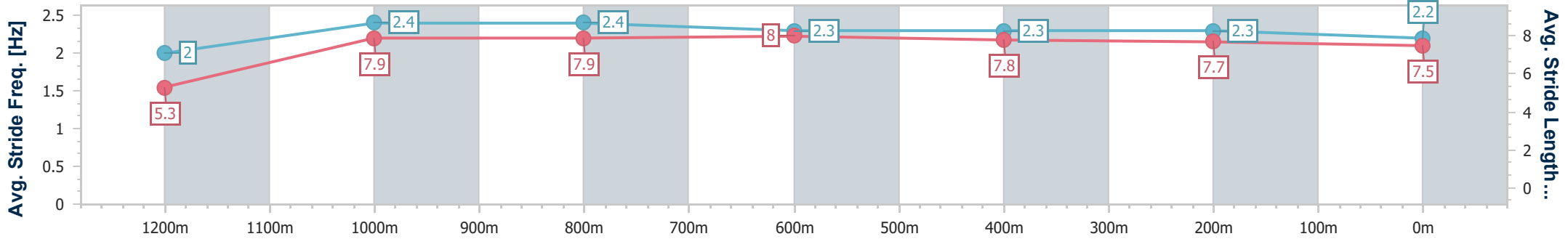
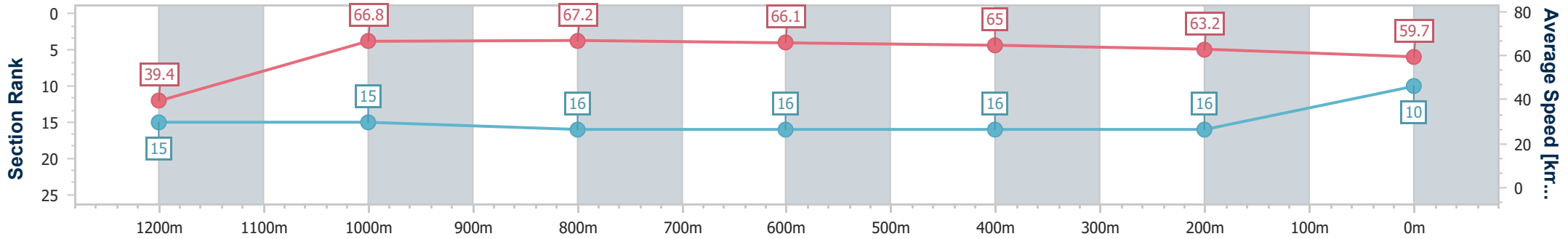
Horse/Jockey Name	Mr Maestro
Final Rank	10
Fastest Section Time (Section)	0:09.15 (Overall)
Top Speed [km/h] (Section)	68.8 (1200m)
Race State	Finished



Townsville QLD Professional
 Race 8: LADBROKES CLEVELAND BAY - 1300m
 03 August 2024 - 16:42
 Track Rating: Good 4, Weather: Fine, Rail Position: True



Section	Overall	1200m	1000m	800m	600m	400m	200m
Section Times	1:16.29 [10] (0:09.15)	1:07.14 [15] (0:10.79)	0:56.35 [15] (0:10.78)	0:45.57 [16] (0:10.88)	0:34.69 [16] (0:11.16)	0:23.53 [16] (0:11.47)	0:12.06 [16] (0:12.06)
Average Speed [km/h]	39.4	66.8	67.2	66.1	65.0	63.2	59.7
Top Speed [km/h]	62.2	68.8	68.2	66.6	66.5	64.2	62.2
Avg. Dist. to Rail [m]	6.3	2.8	0.9	0.2	1.3	4.1	5.0
Avg. Stride Freq. [Hz]	2.0	2.4	2.4	2.3	2.3	2.3	2.2
Avg. Stride Length [m]	5.3	7.9	7.9	8.0	7.8	7.7	7.5



- [] Ranking at each section and finish
- .-.- No data available at this section
- NA No data available



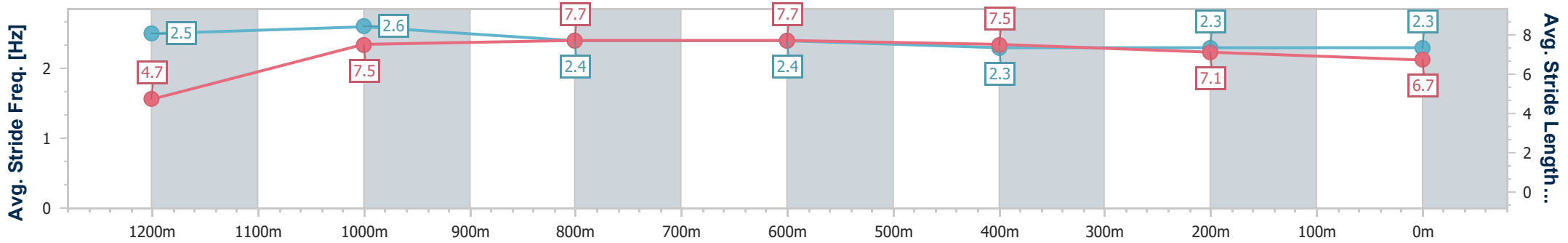
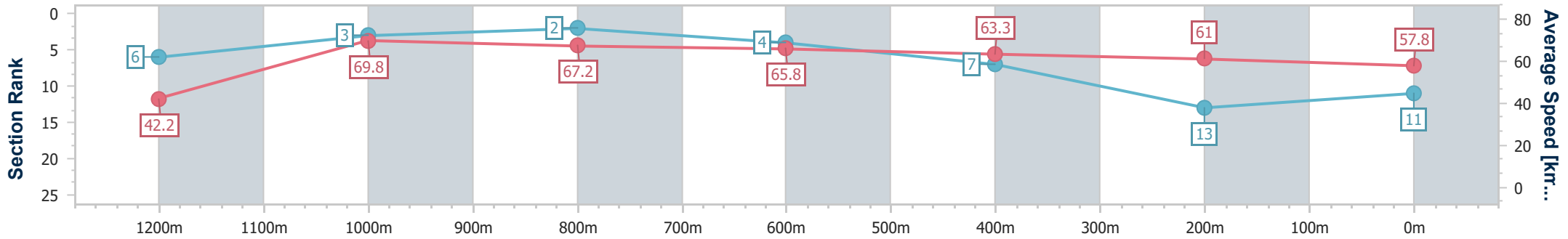
Horse/Jockey Name	Go Getaboy
Final Rank	11
Fastest Section Time (Section)	0:08.54 (Overall)
Top Speed [km/h] (Section)	71.5 (1200m)
Race State	Finished



Townsville QLD Professional
 Race 8: LADBROKES CLEVELAND BAY - 1300m
 03 August 2024 - 16:42
 Track Rating: Good 4, Weather: Fine, Rail Position: True



Section	Overall	1200m	1000m	800m	600m	400m	200m
Section Times	1:16.36 [11] (0:08.54)	1:07.82 [6] (0:10.32)	0:57.50 [3] (0:10.71)	0:46.79 [2] (0:10.96)	0:35.83 [4] (0:11.49)	0:24.34 [7] (0:11.86)	0:12.48 [13]
Average Speed [km/h]	42.2	69.8	67.2	65.8	63.3	61.0	57.8
Top Speed [km/h]	66.3	71.5	70.0	66.9	65.8	63.5	60.2
Avg. Dist. to Rail [m]	5.9	1.9	0.5	0.3	2.0	4.0	5.8
Avg. Stride Freq. [Hz]	2.5	2.6	2.4	2.4	2.3	2.3	2.3
Avg. Stride Length [m]	4.7	7.5	7.7	7.7	7.5	7.1	6.7



- [] Ranking at each section and finish
- .-.- No data available at this section
- NA No data available



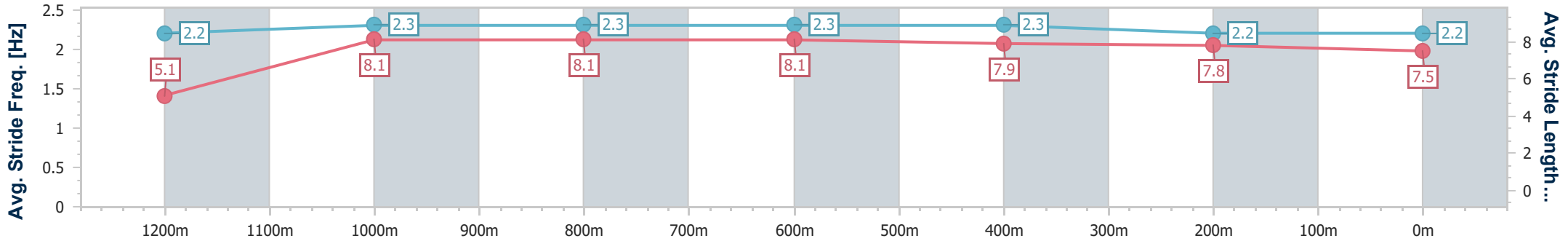
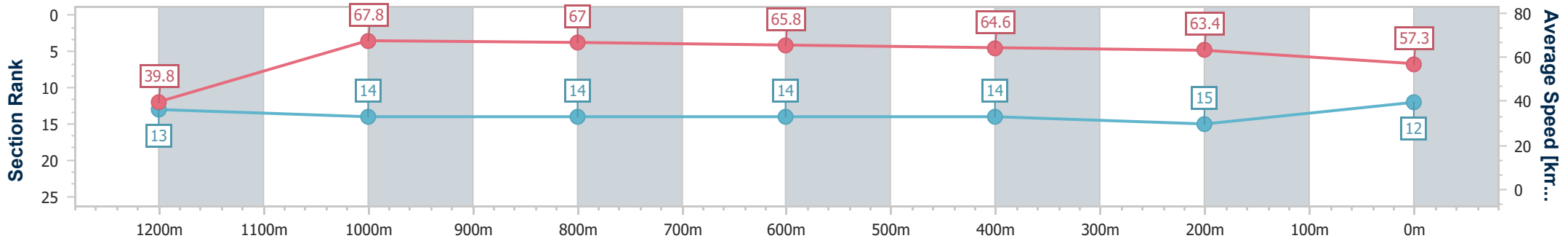
Horse/Jockey Name	All Time Legend
Final Rank	12
Fastest Section Time (Section)	0:09.05 (Overall)
Top Speed [km/h] (Section)	69.1 (1200m)
Race State	Finished



Townsville QLD Professional
 Race 8: LADBROKES CLEVELAND BAY - 1300m
 03 August 2024 - 16:42
 Track Rating: Good 4, Weather: Fine, Rail Position: True



Section	Overall	1200m	1000m	800m	600m	400m	200m
Section Times	1:16.45 [12] (0:09.05)	1:07.40 [13] (0:10.61)	0:56.79 [14] (0:10.63)	0:46.16 [14] (0:10.91)	0:35.25 [14] (0:11.26)	0:23.99 [14] (0:11.44)	0:12.55 [15] (0:12.55)
Average Speed [km/h]	39.8	67.8	67.0	65.8	64.6	63.4	57.3
Top Speed [km/h]	64.0	69.1	68.4	66.6	65.6	65.1	61.3
Avg. Dist. to Rail [m]	2.8	1.5	2.2	0.8	2.3	5.1	7.6
Avg. Stride Freq. [Hz]	2.2	2.3	2.3	2.3	2.3	2.2	2.2
Avg. Stride Length [m]	5.1	8.1	8.1	8.1	7.9	7.8	7.5



- [] Ranking at each section and finish
- .-.- No data available at this section
- NA No data available



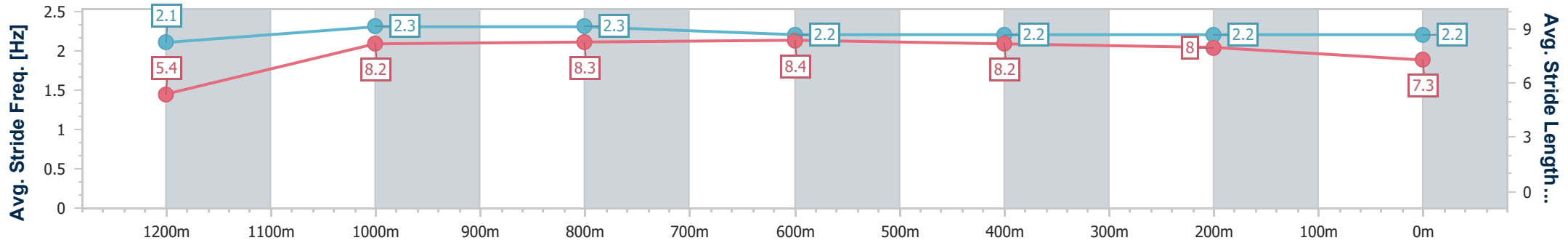
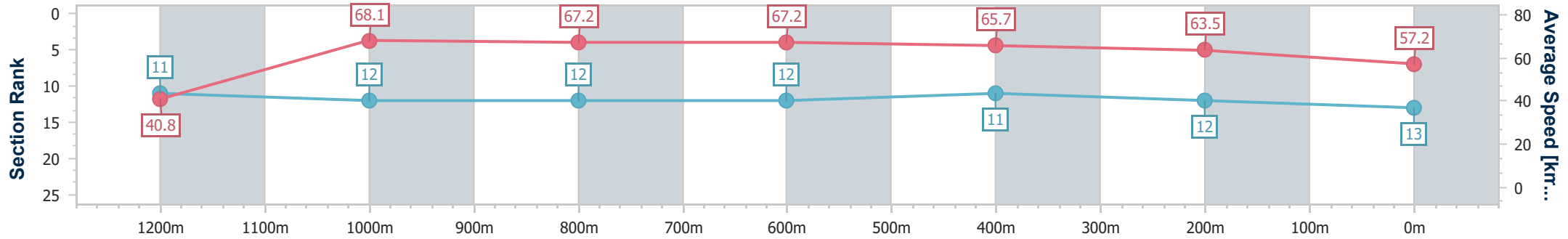
Horse/Jockey Name	Full Recognition
Final Rank	13
Fastest Section Time (Section)	0:08.84 (Overall)
Top Speed [km/h] (Section)	69.5 (1200m)
Race State	Finished



Townsville QLD Professional
 Race 8: LADBROKES CLEVELAND BAY - 1300m
 03 August 2024 - 16:42
 Track Rating: Good 4, Weather: Fine, Rail Position: True



Section	Overall	1200m	1000m	800m	600m	400m	200m
Section Times	1:16.46 [13] (0:08.84)	1:07.62 [11] (0:10.59)	0:57.03 [12] (0:10.82)	0:46.21 [12] (0:10.84)	0:35.37 [12] (0:11.22)	0:24.15 [11] (0:11.53)	0:12.62 [12] (0:12.62)
Average Speed [km/h]	40.8	68.1	67.2	67.2	65.7	63.5	57.2
Top Speed [km/h]	64.5	69.5	68.8	67.9	67.4	64.8	61.2
Avg. Dist. to Rail [m]	8.9	3.3	2.1	2.4	5.2	10.3	12.6
Avg. Stride Freq. [Hz]	2.1	2.3	2.3	2.2	2.2	2.2	2.2
Avg. Stride Length [m]	5.4	8.2	8.3	8.4	8.2	8.0	7.3



- [] Ranking at each section and finish
- .-.- No data available at this section
- NA No data available



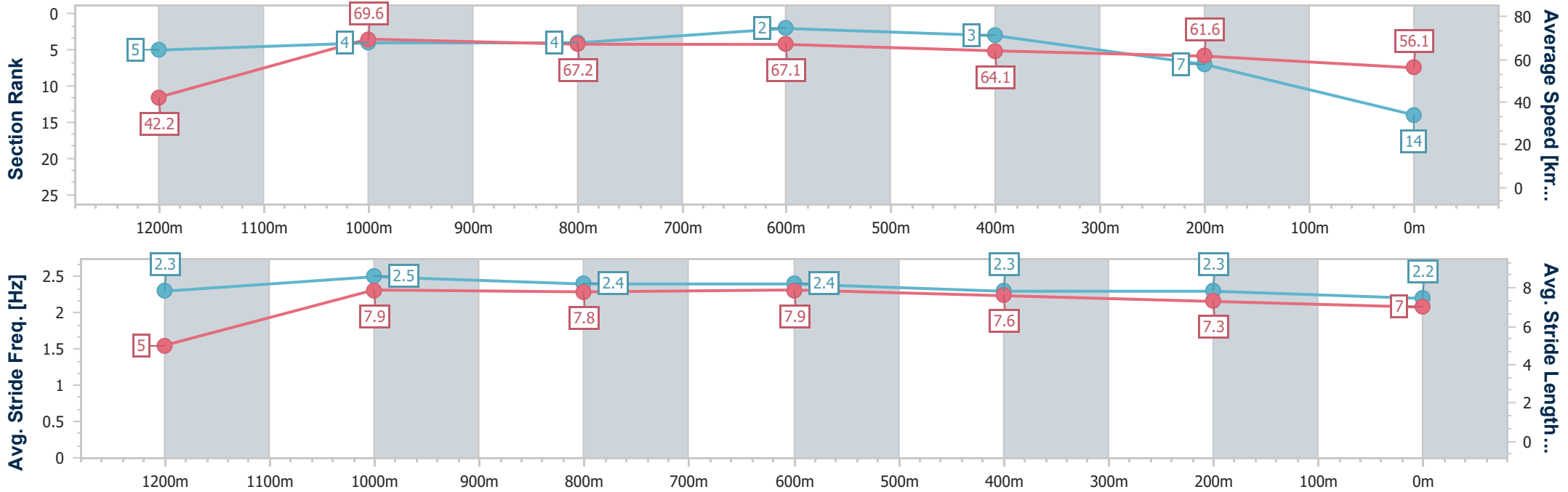
Horse/Jockey Name	For Valour
Final Rank	14
Fastest Section Time (Section)	0:08.52 (Overall)
Top Speed [km/h] (Section)	70.3 (1200m)
Race State	Finished



Townsville QLD Professional
 Race 8: LADBROKES CLEVELAND BAY - 1300m
 03 August 2024 - 16:42
 Track Rating: Good 4, Weather: Fine, Rail Position: True



Section	Overall	1200m	1000m	800m	600m	400m	200m
Section Times	1:16.52 [14] (0:08.52)	1:08.00 [5] (0:10.36)	0:57.64 [4] (0:10.75)	0:46.89 [4] (0:10.83)	0:36.06 [2] (0:11.41)	0:24.65 [3] (0:11.82)	0:12.83 [7] (0:12.83)
Average Speed [km/h]	42.2	69.6	67.2	67.1	64.1	61.6	56.1
Top Speed [km/h]	67.4	70.3	68.4	68.3	66.9	63.3	59.3
Avg. Dist. to Rail [m]	8.2	1.8	1.1	1.1	3.6	7.0	9.4
Avg. Stride Freq. [Hz]	2.3	2.5	2.4	2.4	2.3	2.3	2.2
Avg. Stride Length [m]	5.0	7.9	7.8	7.9	7.6	7.3	7.0



- [] Ranking at each section and finish
- .-.- No data available at this section
- NA No data available



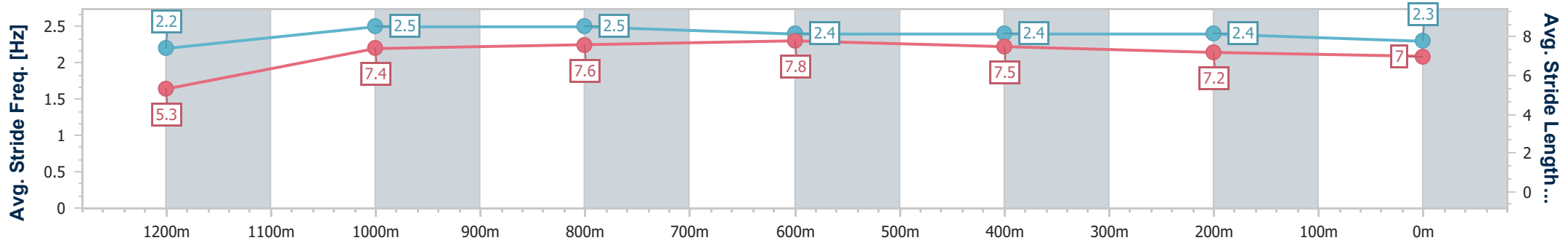
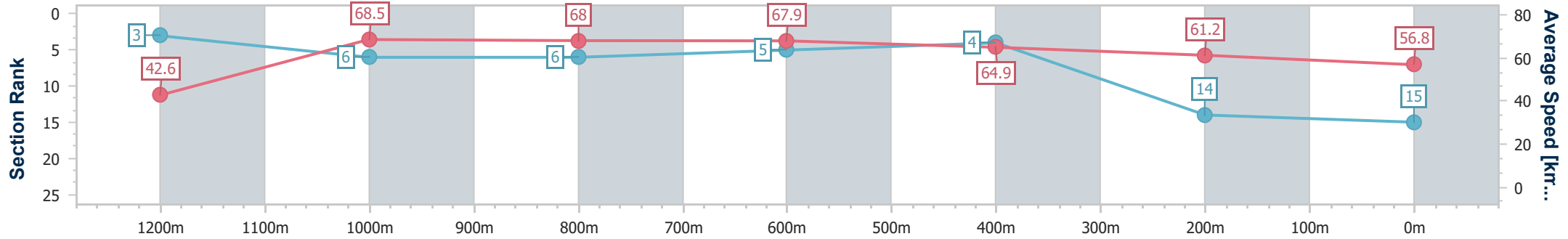
Horse/Jockey Name	Stampe
Final Rank	15
Fastest Section Time (Section)	0:08.48 (Overall)
Top Speed [km/h] (Section)	69.8 (800m)
Race State	Finished



Townsville QLD Professional
 Race 8: LADBROKES CLEVELAND BAY - 1300m
 03 August 2024 - 16:42
 Track Rating: Good 4, Weather: Fine, Rail Position: True



Section	Overall	1200m	1000m	800m	600m	400m	200m
Section Times	1:16.58 [15] (0:08.48)	1:08.10 [3] (0:10.55)	0:57.55 [6] (0:10.82)	0:46.73 [6] (0:10.75)	0:35.98 [5] (0:11.34)	0:24.64 [4] (0:11.95)	0:12.69 [14] (0:12.69)
Average Speed [km/h]	42.6	68.5	68.0	67.9	64.9	61.2	56.8
Top Speed [km/h]	65.8	69.4	69.3	69.8	67.5	62.9	58.6
Avg. Dist. to Rail [m]	12.2	7.0	4.4	3.1	4.5	8.6	11.1
Avg. Stride Freq. [Hz]	2.2	2.5	2.5	2.4	2.4	2.4	2.3
Avg. Stride Length [m]	5.3	7.4	7.6	7.8	7.5	7.2	7.0



- [] Ranking at each section and finish
- .-.- No data available at this section
- NA No data available



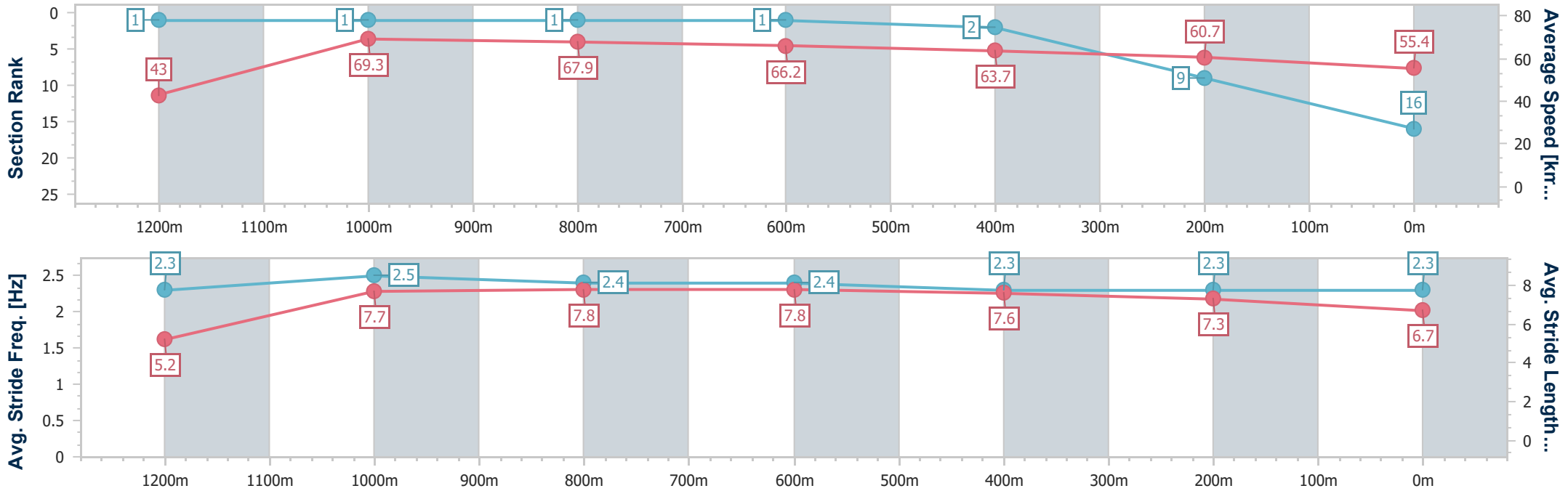
Horse/Jockey Name	Circularity
Final Rank	16
Fastest Section Time (Section)	0:08.40 (Overall)
Top Speed [km/h] (Section)	70.9 (1200m)
Race State	Finished



Townsville QLD Professional
 Race 8: LADBROKES CLEVELAND BAY - 1300m
 03 August 2024 - 16:42
 Track Rating: Good 4, Weather: Fine, Rail Position: True



Section	Overall	1200m	1000m	800m	600m	400m	200m
Section Times	1:16.75 [16] (0:08.40)	1:08.35 [1] (0:10.42)	0:57.93 [1] (0:10.70)	0:47.23 [1] (0:10.91)	0:36.32 [1] (0:11.39)	0:24.93 [2] (0:11.94)	0:12.99 [9] (0:12.99)
Average Speed [km/h]	43.0	69.3	67.9	66.2	63.7	60.7	55.4
Top Speed [km/h]	66.4	70.9	69.6	67.4	66.2	63.3	58.3
Avg. Dist. to Rail [m]	9.5	3.9	2.0	0.5	1.5	3.5	3.7
Avg. Stride Freq. [Hz]	2.3	2.5	2.4	2.4	2.3	2.3	2.3
Avg. Stride Length [m]	5.2	7.7	7.8	7.8	7.6	7.3	6.7



- [] Ranking at each section and finish
- .-.- No data available at this section
- NA No data available



Townsville QLD Professional
Race 9: GREAT NORTHERN BREWING CO CAPE CLEVELAND
BENCHMARK 75 Handicap - 1200m
03 August 2024 - 17:26



Track Rating: Good 4, Weather: Fine, Rail Position: True

Section												Last 600m		
Field Times		Overall	1000m	800m	600m	400m	200m						0:00.00	
		1:08.82 (0:13.38)	0:55.44 (0:10.61)	0:44.83 (0:10.43)	0:34.40 (0:10.92)	0:23.48 (0:11.31)	0:12.17 (0:12.17)							
Rank	TAB	Horse/Jockey	Barrier	Top Speed [km/h]	Fastest Section								Margin	Distance Travelled [m]
1	7	DEMON AWARD Carl Spry	14	71.0 800m	0:10.49 800m	1:08.82 [1] (0:13.50)	0:55.32 [2] (0:10.58)	0:44.74 [2] (0:10.49)	0:34.25 [2] (0:10.90)	0:23.35 [2] (0:11.26)	0:12.09 [3] (0:12.09)	1:08.82	0:34.25	
2	5	MISSILE THUNDER Tyler Leslight	23	71.7 800m	0:10.43 800m	1:08.94 [2] (0:14.11)	0:54.83 [11] (0:10.73)	0:44.10 [8] (0:10.43)	0:33.67 [7] (0:10.91)	0:22.76 [7] (0:11.01)	0:11.75 [5] (0:11.75)	0.74L	0:33.67	+7
3	11	COCHRANE Frank Edwards	1	71.4 800m	0:10.47 1000m	1:08.99 [3] (0:13.77)	0:55.22 [5] (0:10.47)	0:44.75 [4] (0:10.58)	0:34.17 [4] (0:10.81)	0:23.36 [4] (0:11.09)	0:12.27 [2] (0:12.27)	1.01L	0:34.17	+3
4	15	COURTESY BUS Sean Cormack	7	70.6 800m	0:10.52 800m	1:09.15 [4] (0:13.60)	0:55.55 [3] (0:10.59)	0:44.96 [3] (0:10.52)	0:34.44 [3] (0:10.88)	0:23.56 [3] (0:11.43)	0:12.13 [4] (0:12.13)	1.93L	0:34.44	+2
5	2	ROWEINER'S DANCE Gabrielle Semmens	2	69.9 800m	0:10.43 800m	1:09.17 [5] (0:13.38)	0:55.79 [1] (0:10.61)	0:45.18 [1] (0:10.43)	0:34.75 [1] (0:10.92)	0:23.83 [1] (0:11.31)	0:12.52 [1] (0:12.52)	2.09L	0:34.75	-7
6	4	KNIGHT'S SWORD Ron Stewart	6	70.3 800m	0:10.48 800m	1:09.44 [6] (0:13.95)	0:55.49 [7] (0:10.86)	0:44.63 [7] (0:10.48)	0:34.15 [8] (0:11.08)	0:23.07 [9] (0:11.19)	0:11.88 [10] (0:11.88)	3.66L	0:34.15	-1
7	14	REGGIE'S BOY Jackson Murphy	21	70.7 800m	0:10.41 800m	1:09.50 [7] (0:14.21)	0:55.29 [12] (0:11.04)	0:44.25 [12] (0:10.41)	0:33.84 [11] (0:10.85)	0:22.99 [10] (0:10.98)	0:12.01 [7] (0:12.01)	3.99L	0:33.84	+5
8	9	FANAAR Lacey Morrison	10	69.9 800m	0:10.54 800m	1:09.51 [8] (0:14.07)	0:55.44 [10] (0:10.77)	0:44.67 [9] (0:10.54)	0:34.13 [9] (0:10.97)	0:23.16 [8] (0:11.18)	0:11.98 [9] (0:11.98)	4.08L	0:34.13	-6
9	10	REAL KEY Scott Sheargold	20	69.8 800m	0:10.55 800m	1:09.52 [9] (0:13.60)	0:55.92 [4] (0:10.68)	0:45.24 [5] (0:10.55)	0:34.69 [5] (0:10.87)	0:23.82 [5] (0:11.55)	0:12.27 [6] (0:12.27)	4.1L	0:34.69	+4
10	16	DOUBTING EYE Justin Stanley	12	69.4 800m	0:10.59 800m	1:09.66 [10] (0:14.06)	0:55.60 [9] (0:11.09)	0:44.51 [11] (0:10.59)	0:33.92 [12] (0:10.88)	0:23.04 [12] (0:11.10)	0:11.94 [11] (0:11.94)	4.94L	0:33.92	-4

Scratched: To Love Somebody (#24), Magic In Me (#22), Chickerartie (#18), Focus (#21), Gulf Of Lion (#13), Savvy Sovereign (#20), Dollson (#23), Cashin' Chex (#1)

[] Ranking at each section and finish
 -:-:- No data available at this section
 NA No data available
 SCN Saddle cloth number
 DNF Did not finish
 DNT Did not track



Townsville QLD Professional
Race 9: GREAT NORTHERN BREWING CO CAPE CLEVELAND
BENCHMARK 75 Handicap - 1200m
03 August 2024 - 17:26



Track Rating: Good 4, Weather: Fine, Rail Position: True

Section		Overall	1000m	800m	600m	400m	200m	Last 600m					
Field Times		1:08.82 (0:13.38)	0:55.44 (0:10.61)	0:44.83 (0:10.43)	0:34.40 (0:10.92)	0:23.48 (0:11.31)	0:12.17 (0:12.17)	0:00.00					
Rank	TAB Horse/Jockey	Barrier	Top Speed [km/h]	Fastest Section	Margin	Margin	Margin	Margin	Distance Travelled [m]				
11	12 TURBEAU Michael Cahill	15	70.8 800m	0:10.45 800m	1:09.70 [11] (0:14.51)	0:55.19 [14] (0:11.16)	0:44.03 [15] (0:10.45)	0:33.58 [15] (0:10.83)	0:22.75 [15] (0:11.18)	0:11.57 [15] (0:11.57)	5.18L	0:33.58	+4
12	17 BRINGYATICKET Pietro Romeo	22	71.2 600m	0:10.36 800m	1:09.72 [12] (0:14.57)	0:55.15 [15] (0:10.99)	0:44.16 [14] (0:10.36)	0:33.80 [13] (0:10.65)	0:23.15 [11] (0:11.19)	0:11.96 [12] (0:11.96)	5.27L	0:33.80	+1
13	19 VENTURA OCEAN Adrian Layt	9	Data was not able to be tracked for this horse		----	----	----	----	----	----	6.11L	----	----
14	6 REBEL SALUTE Chris Whiteley	17	68.5 600m	0:10.63 800m	1:09.93 [14] (0:14.25)	0:55.68 [13] (0:11.07)	0:44.61 [13] (0:10.63)	0:33.98 [14] (0:10.84)	0:23.14 [14] (0:11.13)	0:12.01 [13] (0:12.01)	6.53L	0:33.98	-2
15	8 BERING SEA Justin Huxtable	13	69.3 800m	0:10.71 800m	1:09.96 [15] (0:13.96)	0:56.00 [8] (0:10.89)	0:45.11 [10] (0:10.71)	0:34.40 [10] (0:11.06)	0:23.34 [12] (0:11.30)	0:12.04 [14] (0:12.04)	6.73L	0:34.40	+3
16	3 LETMELETGO Ashley Butler	3	68.8 800m	0:10.60 800m	1:10.31 [16] (0:13.84)	0:56.47 [6] (0:10.78)	0:45.69 [6] (0:10.60)	0:35.09 [6] (0:10.95)	0:24.14 [6] (0:11.36)	0:12.78 [8] (0:12.78)	8.77L	0:35.09	-7

Scratched: To Love Somebody (#24), Magic In Me (#22), Chickerartie (#18), Focus (#21), Gulf Of Lion (#13), Savvy Sovereign (#20), Dollson (#23), Cashin' Chex (#1)

[] Ranking at each section and finish
 ---- No data available at this section
 NA No data available

SCN Saddle cloth number
 DNF Did not finish
 DNT Did not track



Horse/Jockey Name	Demon Award
Final Rank	1
Fastest Section Time (Section)	0:10.49 (800m)
Top Speed [km/h] (Section)	71.0 (800m)
Race State	Finished



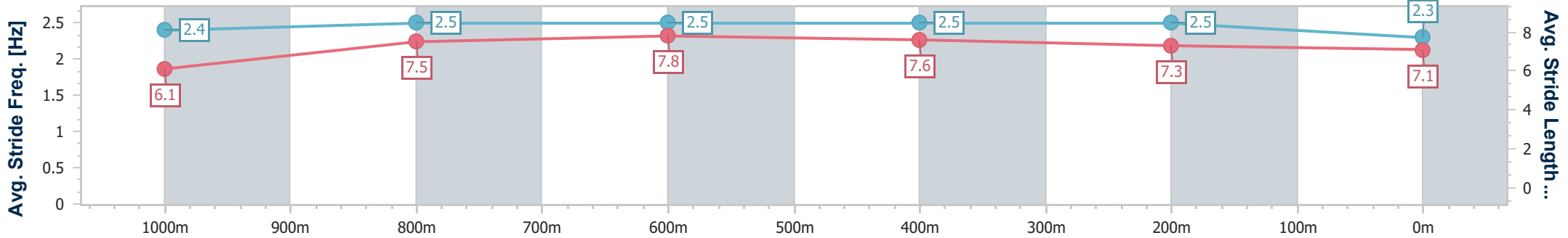
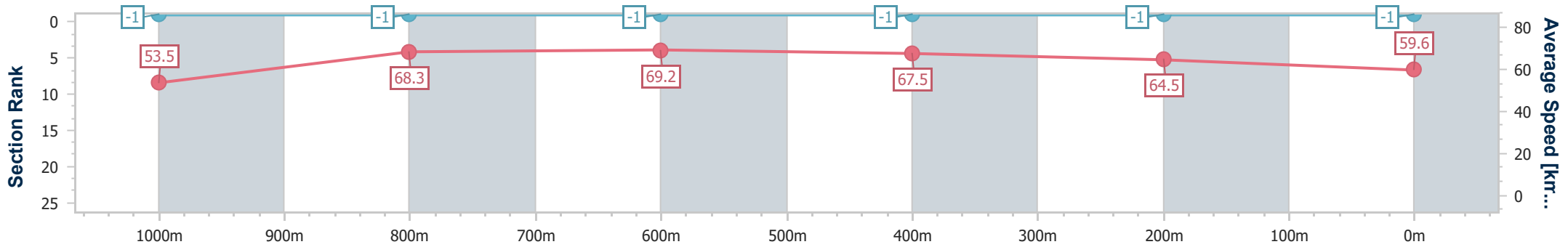
Townsville QLD Professional
 Race 9: GREAT NORTHERN BREWING CO CAPE CLEVELAND
 BENCHMARK 75 Handicap - 1200m



03 August 2024 - 17:26

Track Rating: Good 4, Weather: Fine, Rail Position: True

Section	Overall	1000m	800m	600m	400m	200m
Section Times	1:08.82 [1] (0:13.50)	0:55.32 [2] (0:10.58)	0:44.74 [2] (0:10.49)	0:34.25 [2] (0:10.90)	0:23.35 [2] (0:11.26)	0:12.09 [3] (0:12.09)
Average Speed [km/h]	53.5	68.3	69.2	67.5	64.5	59.6
Top Speed [km/h]	67.9	69.1	71.0	69.0	65.7	62.7
Avg. Dist. to Rail [m]	8.2	0.7	1.8	4.5	4.5	5.9
Avg. Stride Freq. [Hz]	2.4	2.5	2.5	2.5	2.5	2.3
Avg. Stride Length [m]	6.1	7.5	7.8	7.6	7.3	7.1



- [] Ranking at each section and finish
- .-.- No data available at this section
- NA No data available



Horse/Jockey Name	Missile Thunder
Final Rank	2
Fastest Section Time (Section)	0:10.43 (800m)
Top Speed [km/h] (Section)	71.7 (800m)
Race State	Finished



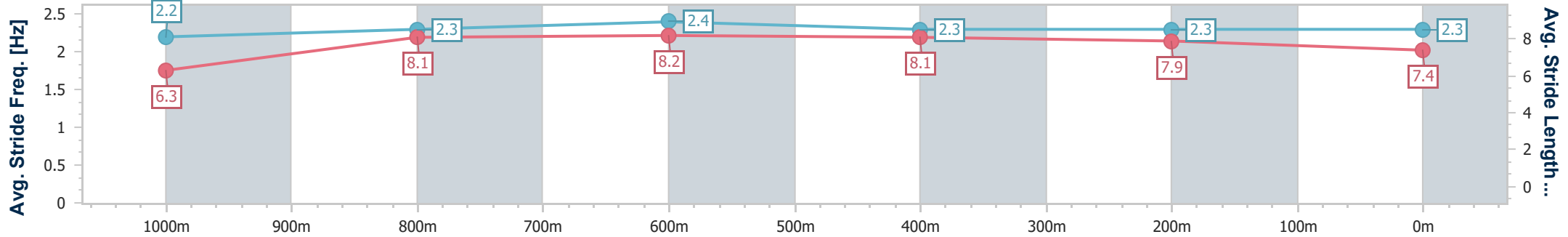
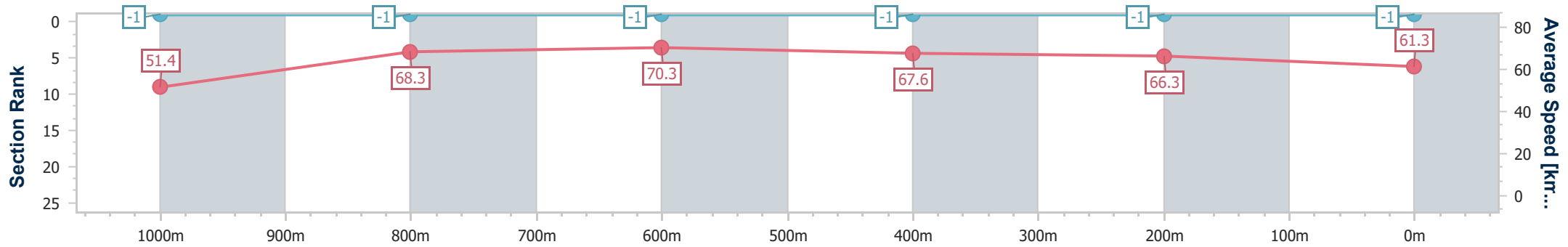
Townsville QLD Professional
Race 9: GREAT NORTHERN BREWING CO CAPE CLEVELAND
BENCHMARK 75 Handicap - 1200m



03 August 2024 - 17:26

Track Rating: Good 4, Weather: Fine, Rail Position: True

Section	Overall	1000m	800m	600m	400m	200m
Section Times	1:08.94 [2] (0:14.11)	0:54.83 [11] (0:10.73)	0:44.10 [8] (0:10.43)	0:33.67 [7] (0:10.91)	0:22.76 [7] (0:11.01)	0:11.75 [5] (0:11.75)
Average Speed [km/h]	51.4	68.3	70.3	67.6	66.3	61.3
Top Speed [km/h]	68.2	70.8	71.7	69.9	68.0	64.5
Avg. Dist. to Rail [m]	14.1	3.2	4.1	5.0	6.6	6.1
Avg. Stride Freq. [Hz]	2.2	2.3	2.4	2.3	2.3	2.3
Avg. Stride Length [m]	6.3	8.1	8.2	8.1	7.9	7.4



- [] Ranking at each section and finish
- .-.- No data available at this section
- NA No data available



Horse/Jockey Name	Cochrane
Final Rank	3
Fastest Section Time (Section)	0:10.47 (1000m)
Top Speed [km/h] (Section)	71.4 (800m)
Race State	Finished



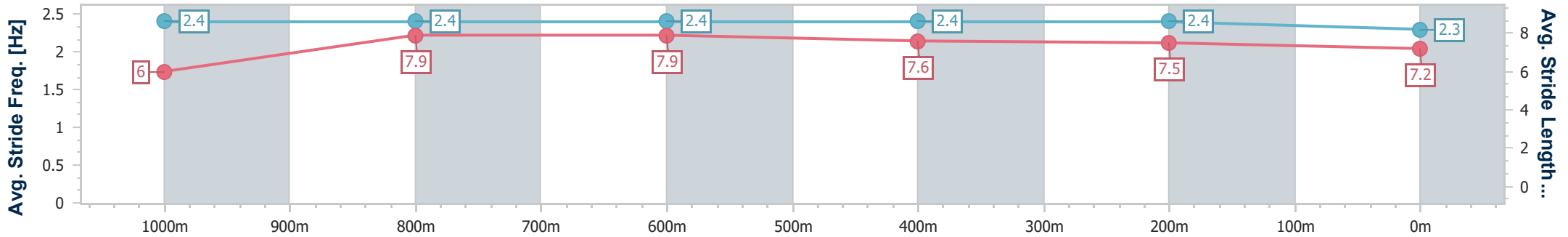
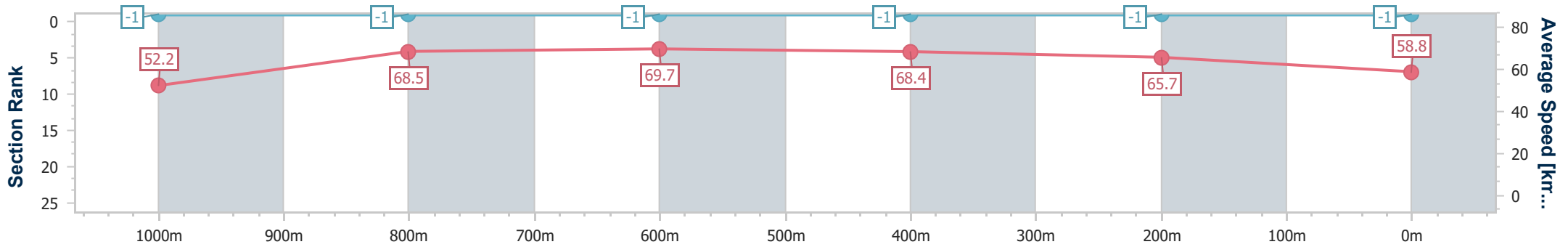
Townsville QLD Professional
Race 9: GREAT NORTHERN BREWING CO CAPE CLEVELAND
BENCHMARK 75 Handicap - 1200m



03 August 2024 - 17:26

Track Rating: Good 4, Weather: Fine, Rail Position: True

Section	Overall	1000m	800m	600m	400m	200m
Section Times	1:08.99 [3] (0:13.77)	0:55.22 [5] (0:10.47)	0:44.75 [4] (0:10.58)	0:34.17 [4] (0:10.81)	0:23.36 [4] (0:11.09)	0:12.27 [2] (0:12.27)
Average Speed [km/h]	52.2	68.5	69.7	68.4	65.7	58.8
Top Speed [km/h]	68.5	70.2	71.4	69.8	67.8	64.2
Avg. Dist. to Rail [m]	1.9	1.1	4.8	5.7	6.7	7.4
Avg. Stride Freq. [Hz]	2.4	2.4	2.4	2.4	2.4	2.3
Avg. Stride Length [m]	6.0	7.9	7.9	7.6	7.5	7.2



- [] Ranking at each section and finish
- .-.- No data available at this section
- NA No data available



Horse/Jockey Name	Courtesy Bus
Final Rank	4
Fastest Section Time (Section)	0:10.52 (800m)
Top Speed [km/h] (Section)	70.6 (800m)
Race State	Finished



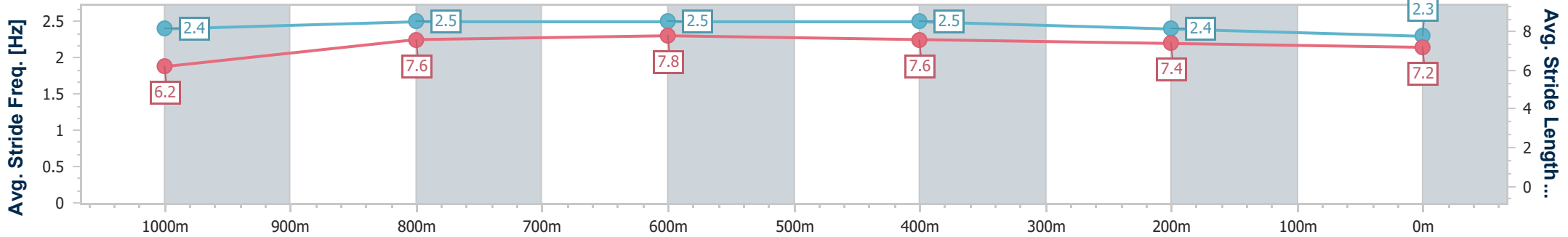
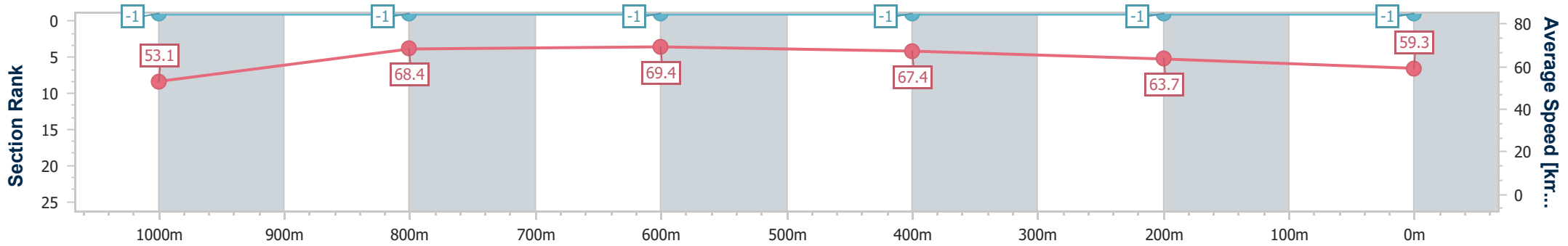
Townsville QLD Professional
 Race 9: GREAT NORTHERN BREWING CO CAPE CLEVELAND
 BENCHMARK 75 Handicap - 1200m



03 August 2024 - 17:26

Track Rating: Good 4, Weather: Fine, Rail Position: True

Section	Overall	1000m	800m	600m	400m	200m
Section Times	1:09.15 [4] (0:13.60)	0:55.55 [3] (0:10.59)	0:44.96 [3] (0:10.52)	0:34.44 [3] (0:10.88)	0:23.56 [3] (0:11.43)	0:12.13 [4] (0:12.13)
Average Speed [km/h]	53.1	68.4	69.4	67.4	63.7	59.3
Top Speed [km/h]	67.1	69.7	70.6	68.5	66.4	62.4
Avg. Dist. to Rail [m]	3.9	1.4	2.8	4.1	5.7	6.4
Avg. Stride Freq. [Hz]	2.4	2.5	2.5	2.5	2.4	2.3
Avg. Stride Length [m]	6.2	7.6	7.8	7.6	7.4	7.2



- [] Ranking at each section and finish
- .-.- No data available at this section
- NA No data available



Horse/Jockey Name	Roweiner's Dance
Final Rank	5
Fastest Section Time (Section)	0:10.43 (800m)
Top Speed [km/h] (Section)	69.9 (800m)
Race State	Finished



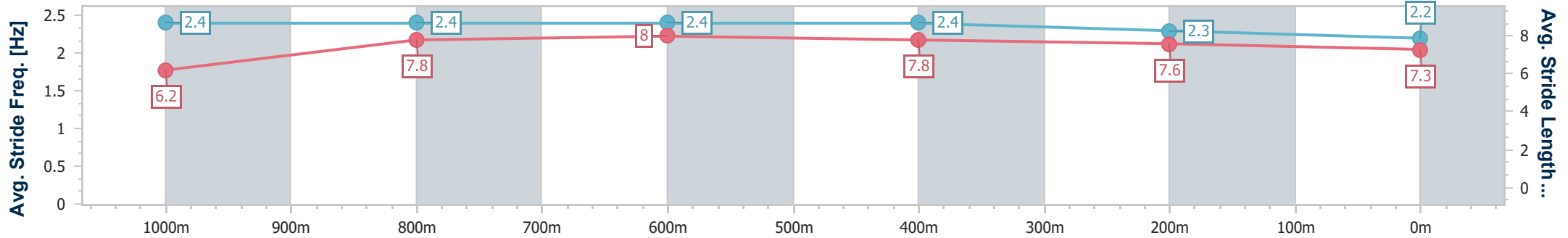
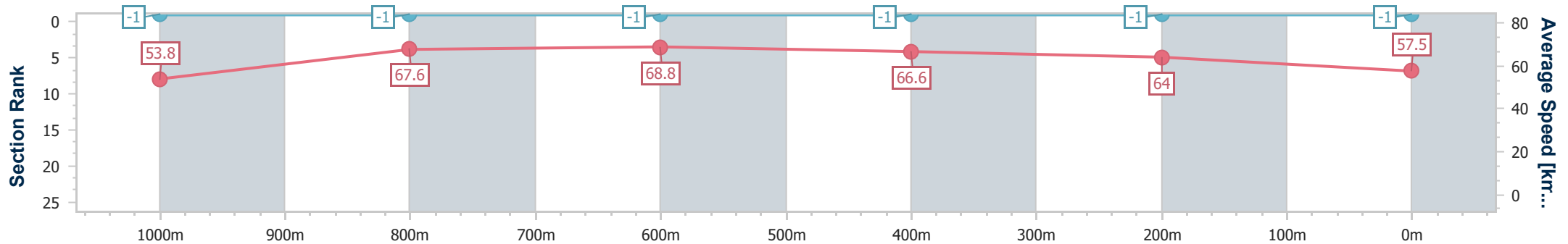
Townsville QLD Professional
 Race 9: GREAT NORTHERN BREWING CO CAPE CLEVELAND
 BENCHMARK 75 Handicap - 1200m



03 August 2024 - 17:26

Track Rating: Good 4, Weather: Fine, Rail Position: True

Section	Overall	1000m	800m	600m	400m	200m
Section Times	1:09.17 [5] (0:13.38)	0:55.79 [1] (0:10.61)	0:45.18 [1] (0:10.43)	0:34.75 [1] (0:10.92)	0:23.83 [1] (0:11.31)	0:12.52 [1] (0:12.52)
Average Speed [km/h]	53.8	67.6	68.8	66.6	64.0	57.5
Top Speed [km/h]	65.6	69.1	69.9	68.7	66.0	61.4
Avg. Dist. to Rail [m]	2.8	0.7	0.6	2.1	3.2	3.8
Avg. Stride Freq. [Hz]	2.4	2.4	2.4	2.4	2.3	2.2
Avg. Stride Length [m]	6.2	7.8	8.0	7.8	7.6	7.3



- [] Ranking at each section and finish
- .-.- No data available at this section
- NA No data available



Horse/Jockey Name	Knight's Sword
Final Rank	6
Fastest Section Time (Section)	0:10.48 (800m)
Top Speed [km/h] (Section)	70.3 (800m)
Race State	Finished



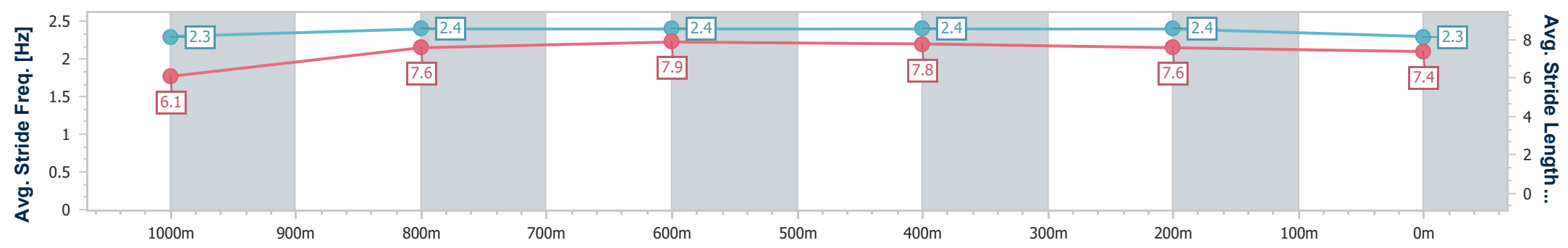
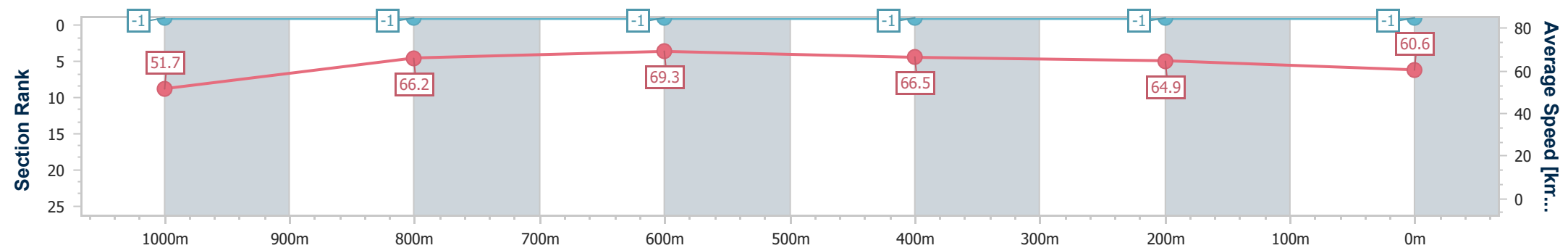
Townsville QLD Professional
Race 9: GREAT NORTHERN BREWING CO CAPE CLEVELAND
BENCHMARK 75 Handicap - 1200m



03 August 2024 - 17:26

Track Rating: Good 4, Weather: Fine, Rail Position: True

Section	Overall	1000m	800m	600m	400m	200m
Section Times	1:09.44 [6] (0:13.95)	0:55.49 [7] (0:10.86)	0:44.63 [7] (0:10.48)	0:34.15 [8] (0:11.08)	0:23.07 [9] (0:11.19)	0:11.88 [10] (0:11.88)
Average Speed [km/h]	51.7	66.2	69.3	66.5	64.9	60.6
Top Speed [km/h]	65.6	67.6	70.3	69.4	66.4	63.7
Avg. Dist. to Rail [m]	3.0	0.3	1.6	4.7	5.8	6.4
Avg. Stride Freq. [Hz]	2.3	2.4	2.4	2.4	2.4	2.3
Avg. Stride Length [m]	6.1	7.6	7.9	7.8	7.6	7.4



- [] Ranking at each section and finish
- .-.- No data available at this section
- NA No data available



Horse/Jockey Name	Reggie's Boy
Final Rank	7
Fastest Section Time (Section)	0:10.41 (800m)
Top Speed [km/h] (Section)	70.7 (800m)
Race State	Finished



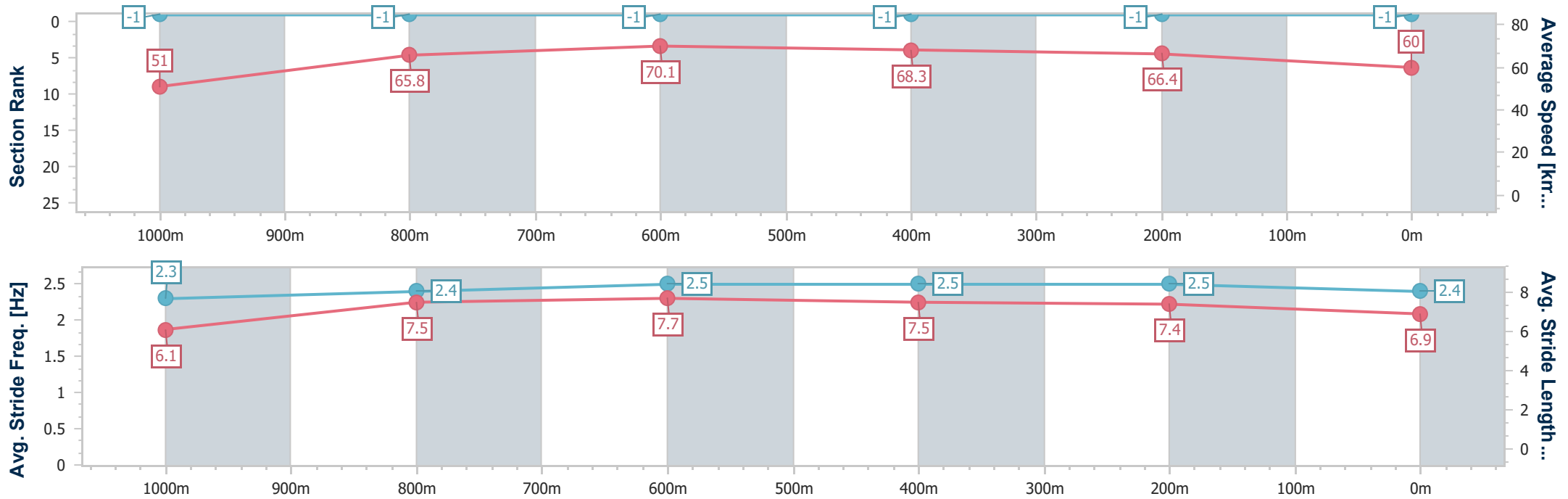
Townsville QLD Professional
 Race 9: GREAT NORTHERN BREWING CO CAPE CLEVELAND
 BENCHMARK 75 Handicap - 1200m



03 August 2024 - 17:26

Track Rating: Good 4, Weather: Fine, Rail Position: True

Section	Overall	1000m	800m	600m	400m	200m
Section Times	1:09.50 [7] (0:14.21)	0:55.29 [12] (0:11.04)	0:44.25 [12] (0:10.41)	0:33.84 [11] (0:10.85)	0:22.99 [10] (0:10.98)	0:12.01 [7] (0:12.01)
Average Speed [km/h]	51.0	65.8	70.1	68.3	66.4	60.0
Top Speed [km/h]	64.0	69.0	70.7	70.3	68.0	64.1
Avg. Dist. to Rail [m]	12.0	1.8	2.7	5.6	6.7	9.3
Avg. Stride Freq. [Hz]	2.3	2.4	2.5	2.5	2.5	2.4
Avg. Stride Length [m]	6.1	7.5	7.7	7.5	7.4	6.9



- [] Ranking at each section and finish
- .-.- No data available at this section
- NA No data available



Horse/Jockey Name	Fanaar
Final Rank	8
Fastest Section Time (Section)	0:10.54 (800m)
Top Speed [km/h] (Section)	69.9 (800m)
Race State	Finished



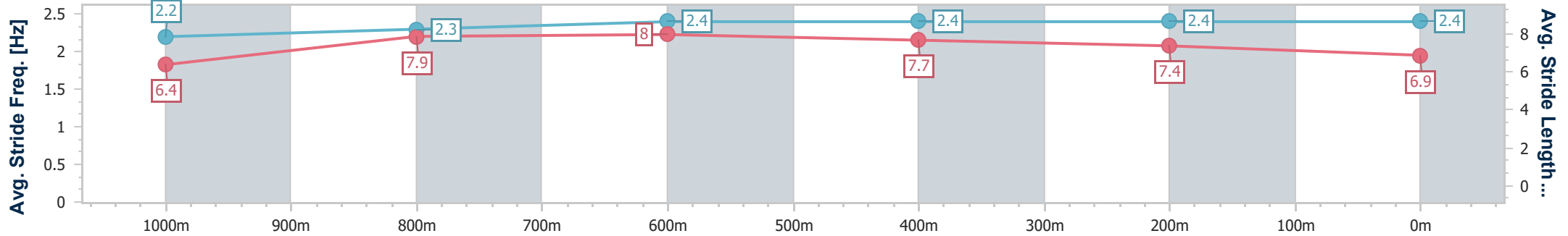
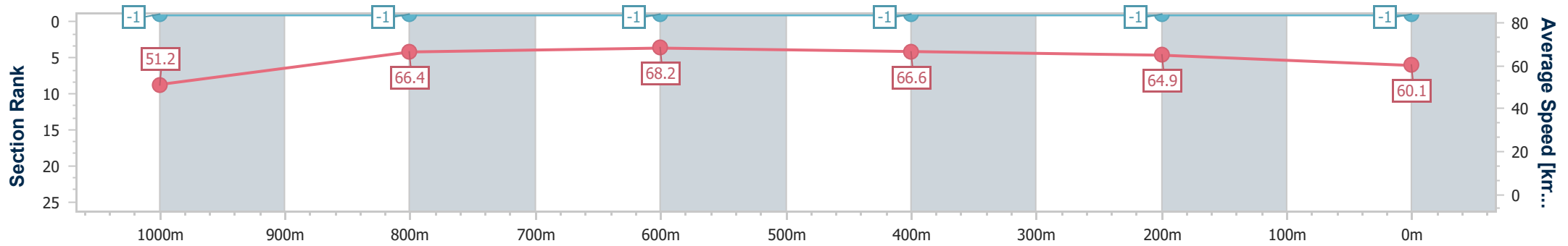
Townsville QLD Professional
 Race 9: GREAT NORTHERN BREWING CO CAPE CLEVELAND
 BENCHMARK 75 Handicap - 1200m



03 August 2024 - 17:26

Track Rating: Good 4, Weather: Fine, Rail Position: True

Section	Overall	1000m	800m	600m	400m	200m
Section Times	1:09.51 [8] (0:14.07)	0:55.44 [10] (0:10.77)	0:44.67 [9] (0:10.54)	0:34.13 [9] (0:10.97)	0:23.16 [8] (0:11.18)	0:11.98 [9] (0:11.98)
Average Speed [km/h]	51.2	66.4	68.2	66.6	64.9	60.1
Top Speed [km/h]	66.3	67.4	69.9	68.4	66.4	62.2
Avg. Dist. to Rail [m]	5.1	1.5	0.8	2.6	4.8	6.4
Avg. Stride Freq. [Hz]	2.2	2.3	2.4	2.4	2.4	2.4
Avg. Stride Length [m]	6.4	7.9	8.0	7.7	7.4	6.9



- [] Ranking at each section and finish
- .-.- No data available at this section
- NA No data available



Horse/Jockey Name	Real Key
Final Rank	9
Fastest Section Time (Section)	0:10.55 (800m)
Top Speed [km/h] (Section)	69.8 (800m)
Race State	Finished



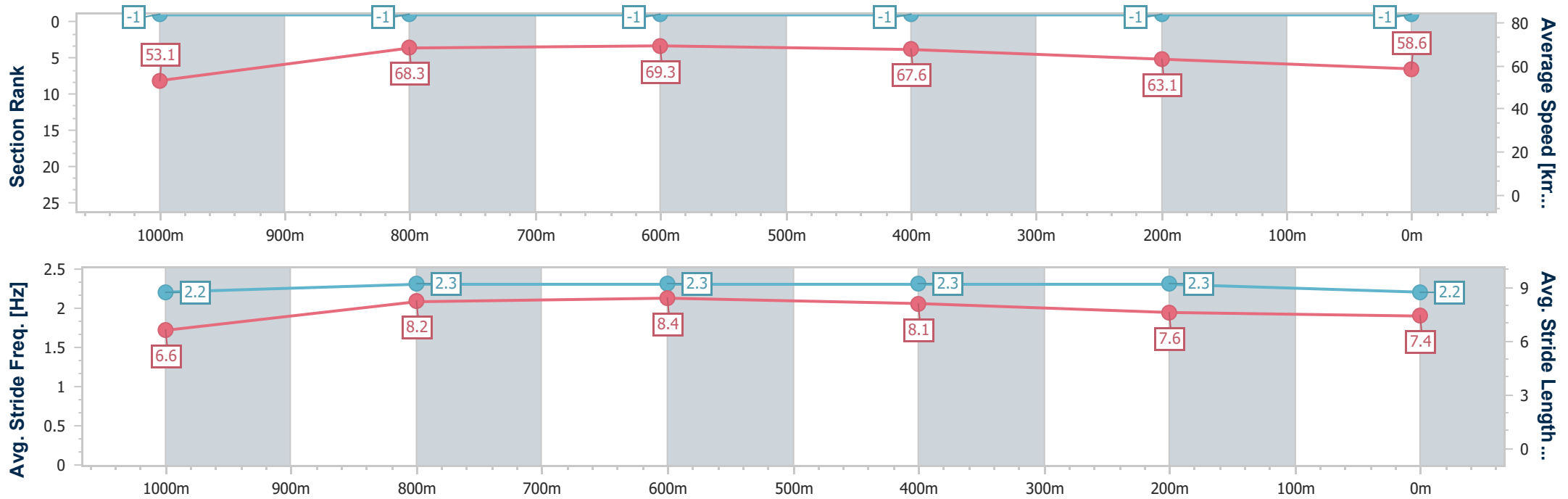
Townsville QLD Professional
 Race 9: GREAT NORTHERN BREWING CO CAPE CLEVELAND
 BENCHMARK 75 Handicap - 1200m



03 August 2024 - 17:26

Track Rating: Good 4, Weather: Fine, Rail Position: True

Section	Overall	1000m	800m	600m	400m	200m
Section Times	1:09.52 [9] (0:13.60)	0:55.92 [4] (0:10.68)	0:45.24 [5] (0:10.55)	0:34.69 [5] (0:10.87)	0:23.82 [5] (0:11.55)	0:12.27 [6] (0:12.27)
Average Speed [km/h]	53.1	68.3	69.3	67.6	63.1	58.6
Top Speed [km/h]	68.6	69.0	69.8	69.2	65.8	61.6
Avg. Dist. to Rail [m]	10.7	2.5	3.4	4.3	6.4	7.4
Avg. Stride Freq. [Hz]	2.2	2.3	2.3	2.3	2.3	2.2
Avg. Stride Length [m]	6.6	8.2	8.4	8.1	7.6	7.4



- [] Ranking at each section and finish
- .-.- No data available at this section
- NA No data available



Horse/Jockey Name	Doubting Eye
Final Rank	10
Fastest Section Time (Section)	0:10.59 (800m)
Top Speed [km/h] (Section)	69.4 (800m)
Race State	Finished



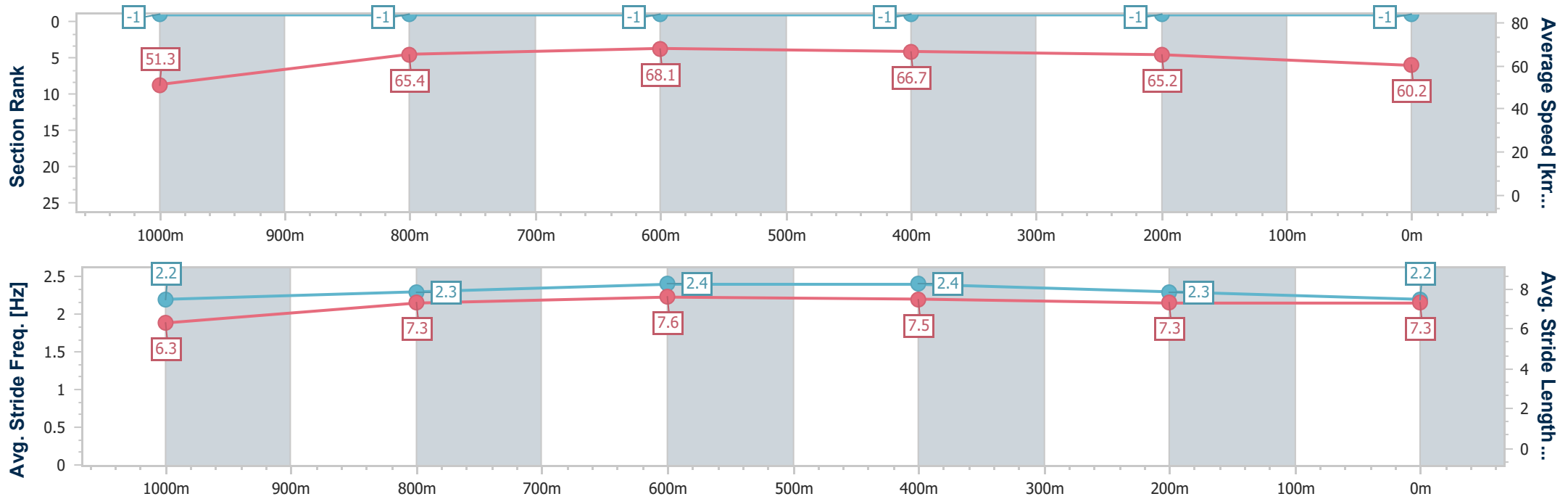
Townsville QLD Professional
 Race 9: GREAT NORTHERN BREWING CO CAPE CLEVELAND
 BENCHMARK 75 Handicap - 1200m



03 August 2024 - 17:26

Track Rating: Good 4, Weather: Fine, Rail Position: True

Section	Overall	1000m	800m	600m	400m	200m
Section Times	1:09.66 [10] (0:14.06)	0:55.60 [9] (0:11.09)	0:44.51 [11] (0:10.59)	0:33.92 [12] (0:10.88)	0:23.04 [12] (0:11.10)	0:11.94 [11] (0:11.94)
Average Speed [km/h]	51.3	65.4	68.1	66.7	65.2	60.2
Top Speed [km/h]	63.9	66.8	69.4	68.1	66.4	63.1
Avg. Dist. to Rail [m]	7.7	1.6	0.4	1.4	3.7	9.0
Avg. Stride Freq. [Hz]	2.2	2.3	2.4	2.4	2.3	2.2
Avg. Stride Length [m]	6.3	7.3	7.6	7.5	7.3	7.3



- [] Ranking at each section and finish
- .-.- No data available at this section
- NA No data available



Horse/Jockey Name	Turbeau
Final Rank	11
Fastest Section Time (Section)	0:10.45 (800m)
Top Speed [km/h] (Section)	70.8 (800m)
Race State	Finished



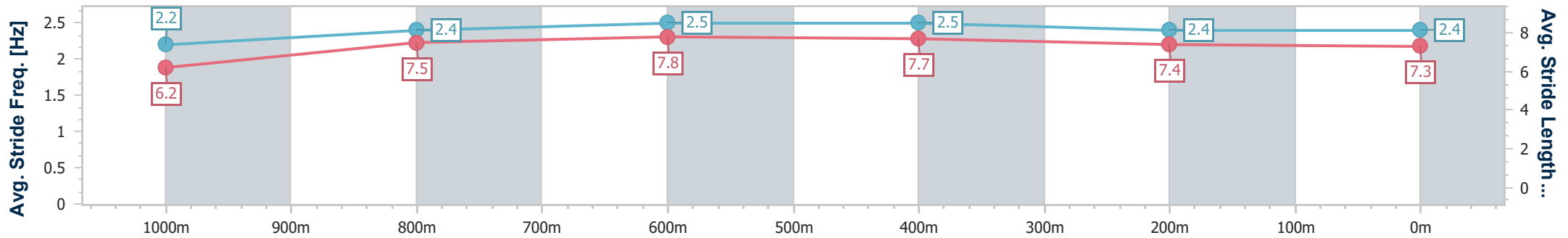
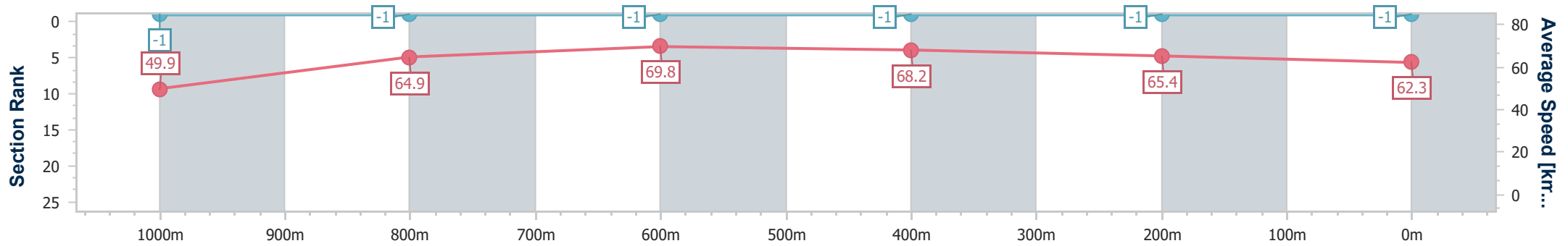
Townsville QLD Professional
 Race 9: GREAT NORTHERN BREWING CO CAPE CLEVELAND
 BENCHMARK 75 Handicap - 1200m



03 August 2024 - 17:26

Track Rating: Good 4, Weather: Fine, Rail Position: True

Section	Overall	1000m	800m	600m	400m	200m
Section Times	1:09.70 [11] (0:14.51)	0:55.19 [14] (0:11.16)	0:44.03 [15] (0:10.45)	0:33.58 [15] (0:10.83)	0:22.75 [15] (0:11.18)	0:11.57 [15] (0:11.57)
Average Speed [km/h]	49.9	64.9	69.8	68.2	65.4	62.3
Top Speed [km/h]	64.7	68.3	70.8	70.8	67.6	64.2
Avg. Dist. to Rail [m]	9.3	1.3	2.6	5.3	8.7	12.8
Avg. Stride Freq. [Hz]	2.2	2.4	2.5	2.5	2.4	2.4
Avg. Stride Length [m]	6.2	7.5	7.8	7.7	7.4	7.3



- [] Ranking at each section and finish
- .-.- No data available at this section
- NA No data available



Horse/Jockey Name	Bringyaticket
Final Rank	12
Fastest Section Time (Section)	0:10.36 (800m)
Top Speed [km/h] (Section)	71.2 (600m)
Race State	Finished



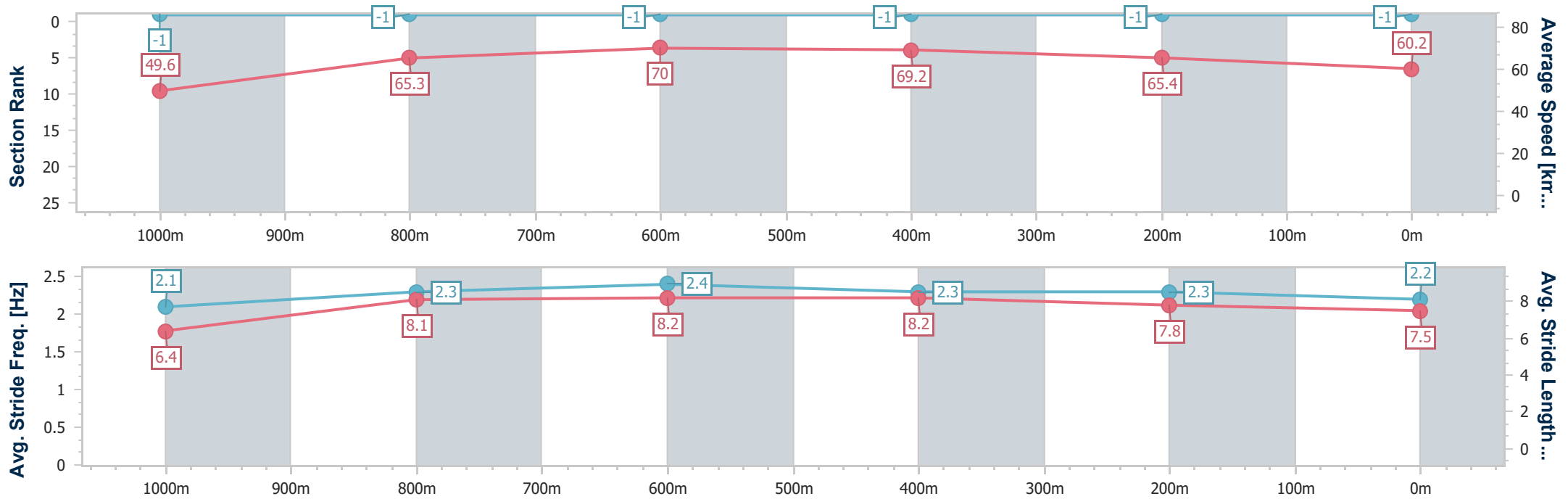
Townsville QLD Professional
Race 9: GREAT NORTHERN BREWING CO CAPE CLEVELAND
BENCHMARK 75 Handicap - 1200m



03 August 2024 - 17:26

Track Rating: Good 4, Weather: Fine, Rail Position: True

Section	Overall	1000m	800m	600m	400m	200m
Section Times	1:09.72 [12] (0:14.57)	0:55.15 [15] (0:10.99)	0:44.16 [14] (0:10.36)	0:33.80 [13] (0:10.65)	0:23.15 [11] (0:11.19)	0:11.96 [12] (0:11.96)
Average Speed [km/h]	49.6	65.3	70.0	69.2	65.4	60.2
Top Speed [km/h]	65.2	67.9	71.1	71.2	67.6	62.9
Avg. Dist. to Rail [m]	9.9	0.8	1.6	4.8	7.8	10.5
Avg. Stride Freq. [Hz]	2.1	2.3	2.4	2.3	2.3	2.2
Avg. Stride Length [m]	6.4	8.1	8.2	8.2	7.8	7.5



- [] Ranking at each section and finish
- .-.- No data available at this section
- NA No data available



Horse/Jockey Name	Rebel Salute
Final Rank	14
Fastest Section Time (Section)	0:10.63 (800m)
Top Speed [km/h] (Section)	68.5 (600m)
Race State	Finished



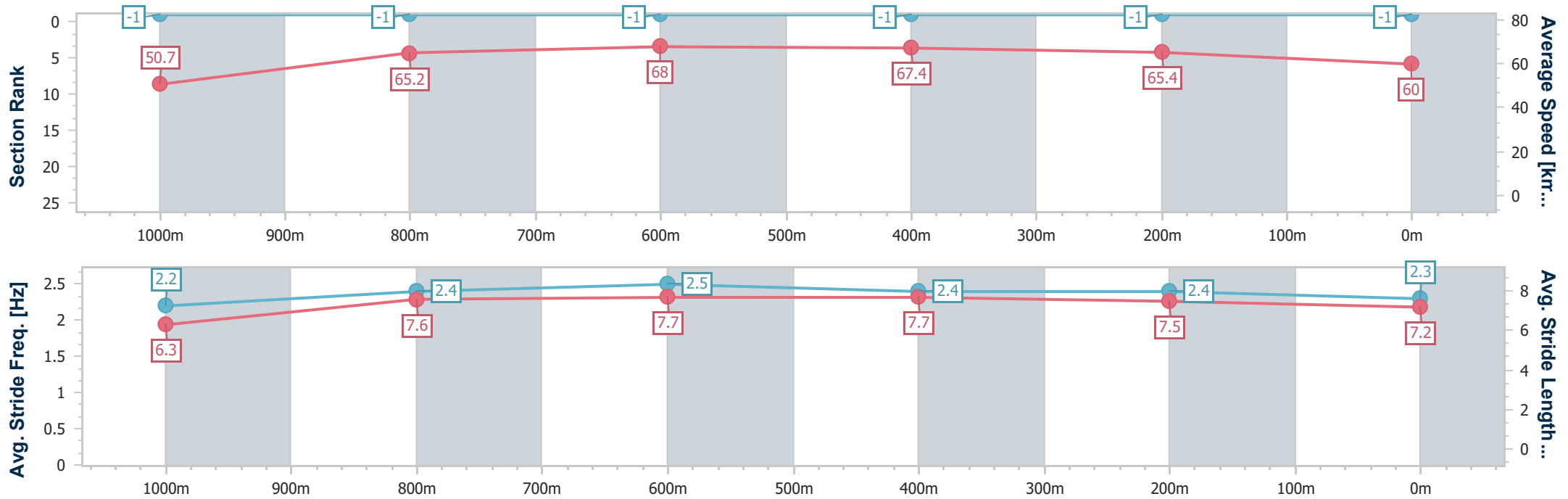
Townsville QLD Professional
Race 9: GREAT NORTHERN BREWING CO CAPE CLEVELAND
BENCHMARK 75 Handicap - 1200m



03 August 2024 - 17:26

Track Rating: Good 4, Weather: Fine, Rail Position: True

Section	Overall	1000m	800m	600m	400m	200m
Section Times	1:09.93 [14] (0:14.25)	0:55.68 [13] (0:11.07)	0:44.61 [13] (0:10.63)	0:33.98 [14] (0:10.84)	0:23.14 [14] (0:11.13)	0:12.01 [13] (0:12.01)
Average Speed [km/h]	50.7	65.2	68.0	67.4	65.4	60.0
Top Speed [km/h]	64.2	67.0	68.3	68.5	67.1	63.7
Avg. Dist. to Rail [m]	10.0	0.9	0.8	3.2	5.8	8.9
Avg. Stride Freq. [Hz]	2.2	2.4	2.5	2.4	2.4	2.3
Avg. Stride Length [m]	6.3	7.6	7.7	7.7	7.5	7.2



- [] Ranking at each section and finish
- .-.-.- No data available at this section
- NA No data available



Horse/Jockey Name	Bering Sea
Final Rank	15
Fastest Section Time (Section)	0:10.71 (800m)
Top Speed [km/h] (Section)	69.3 (800m)
Race State	Finished



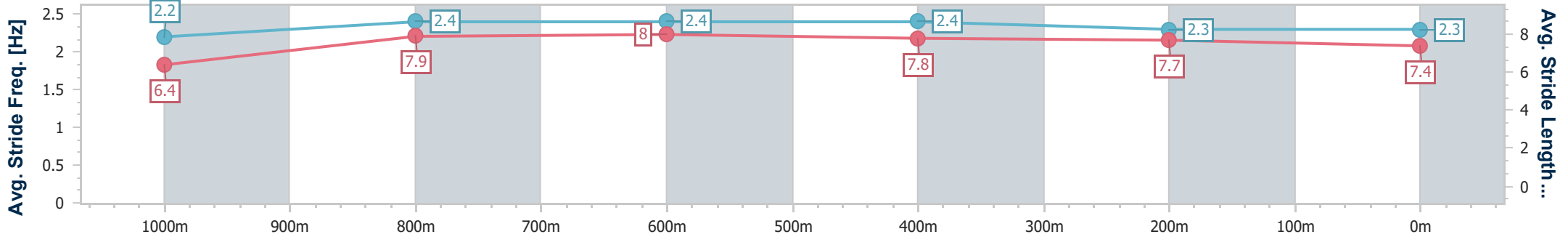
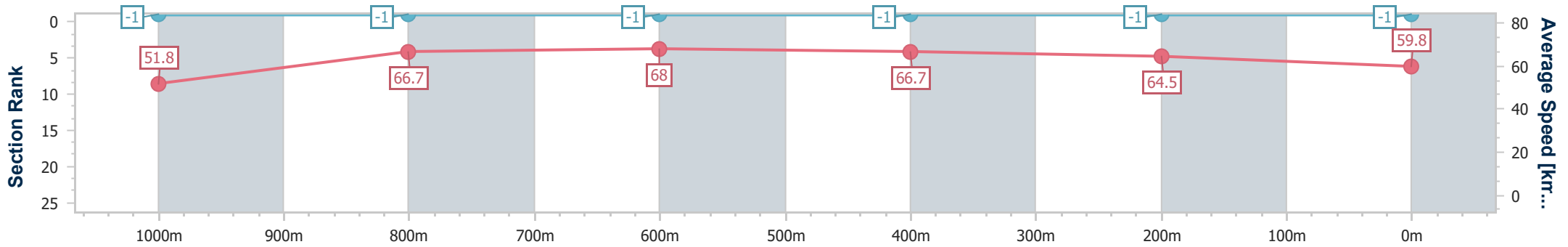
Townsville QLD Professional
 Race 9: GREAT NORTHERN BREWING CO CAPE CLEVELAND
 BENCHMARK 75 Handicap - 1200m



03 August 2024 - 17:26

Track Rating: Good 4, Weather: Fine, Rail Position: True

Section	Overall	1000m	800m	600m	400m	200m
Section Times	1:09.96 [15] (0:13.96)	0:56.00 [8] (0:10.89)	0:45.11 [10] (0:10.71)	0:34.40 [10] (0:11.06)	0:23.34 [12] (0:11.30)	0:12.04 [14] (0:12.04)
Average Speed [km/h]	51.8	66.7	68.0	66.7	64.5	59.8
Top Speed [km/h]	66.0	69.0	69.3	68.5	66.2	62.9
Avg. Dist. to Rail [m]	8.2	1.4	2.6	4.8	6.7	9.9
Avg. Stride Freq. [Hz]	2.2	2.4	2.4	2.4	2.3	2.3
Avg. Stride Length [m]	6.4	7.9	8.0	7.8	7.7	7.4



- [] Ranking at each section and finish
- .-.- No data available at this section
- NA No data available



Horse/Jockey Name	Letmeletgo
Final Rank	16
Fastest Section Time (Section)	0:10.60 (800m)
Top Speed [km/h] (Section)	68.8 (800m)
Race State	Finished



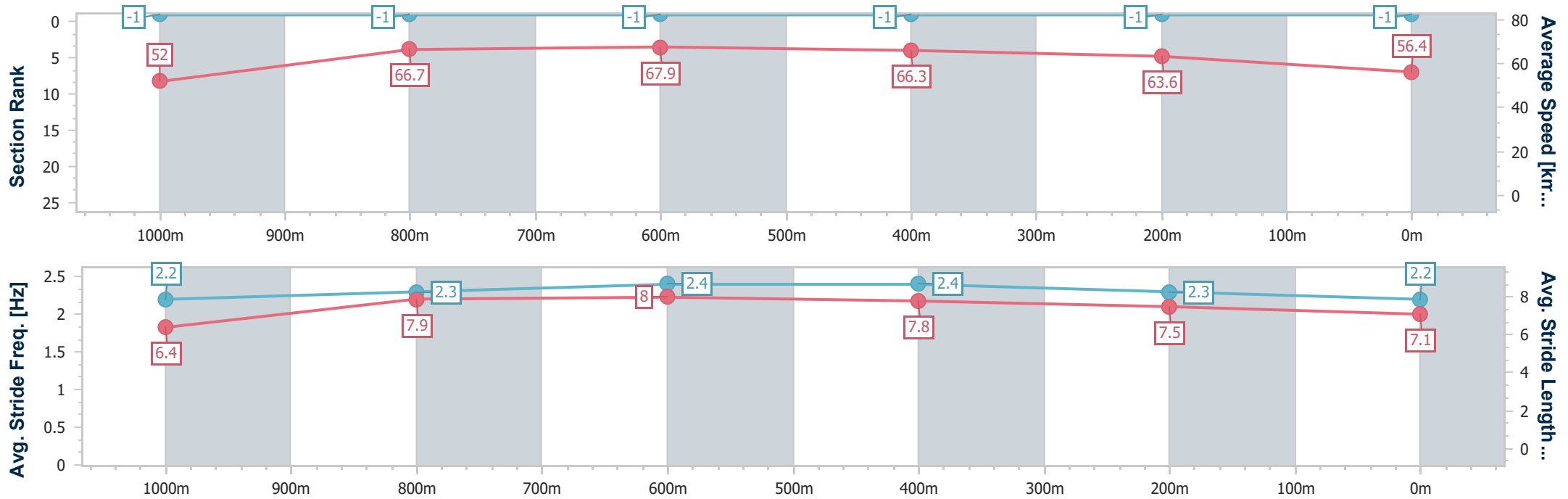
Townsville QLD Professional
Race 9: GREAT NORTHERN BREWING CO CAPE CLEVELAND
BENCHMARK 75 Handicap - 1200m



03 August 2024 - 17:26

Track Rating: Good 4, Weather: Fine, Rail Position: True

Section	Overall	1000m	800m	600m	400m	200m
Section Times	1:10.31 [16] (0:13.84)	0:56.47 [6] (0:10.78)	0:45.69 [6] (0:10.60)	0:35.09 [6] (0:10.95)	0:24.14 [6] (0:11.36)	0:12.78 [8] (0:12.78)
Average Speed [km/h]	52.0	66.7	67.9	66.3	63.6	56.4
Top Speed [km/h]	65.7	67.6	68.8	68.1	65.4	61.2
Avg. Dist. to Rail [m]	2.9	0.7	0.4	1.7	1.8	2.5
Avg. Stride Freq. [Hz]	2.2	2.3	2.4	2.4	2.3	2.2
Avg. Stride Length [m]	6.4	7.9	8.0	7.8	7.5	7.1



- [] Ranking at each section and finish
- .-.- No data available at this section
- NA No data available



Horse/Jockey Name	Ventura Ocean
Final Rank	13
Fastest Section Time (Section)	--:--
Top Speed [km/h] (Section)	--
Race State	DidNotTrack



Townsville QLD Professional
 Race 9: GREAT NORTHERN BREWING CO CAPE CLEVELAND
 BENCHMARK 75 Handicap - 1200m



03 August 2024 - 17:26

Track Rating: Good 4, Weather: Fine, Rail Position: True

Section	Overall	1000m	800m	600m	400m	200m							
Section Times	--:--	--:--	--:--	--:--	--:--	--:--							
Average Speed [km/h]	--	--	--	--	--	--							
Top Speed [km/h]	--	--	--	--	--	--							
Avg. Dist. to Rail [m]	--	--	--	--	--	--							
Avg. Stride Freq. [Hz]	--	--	--	--	--	--							
Avg. Stride Length [m]	--	--	--	--	--	--							

- [] Ranking at each section and finish
- :-- No data available at this section
- NA No data available