



Toowoomba QLD Professional

Race 7: LAWRENCE & HANSON Maiden Handicap - 1890m

03 August 2024 - 20:48



Track Rating: Good 4, Weather: Fine, Rail Position: True

Section	Field Times													
	Overall	1600m	1400m	1200m	1000m	800m	600m	Last 600m						
	2:01.98 (0:21.85)	1:40.13 (0:11.98)	1:28.15 (0:12.30)	1:15.85 (0:13.15)	1:02.70 (0:12.90)	0:49.80 (0:12.92)	0:36.88 (0:12.59)	0:36.88						
Rank	TAB	Horse/Jockey	Barrier	Top Speed [km/h]	Fastest Section								Distance Travelled [m]	
1	4	GOLD PRINCE Chris Taylor	6	62.9 1600m	0:11.89 1600m	2:01.98 [1] (0:22.66)	1:39.32 [7] (0:11.89)	1:27.43 [7] (0:12.49)	1:14.94 [7] (0:12.68)	1:02.26 [4] (0:12.94)	0:49.32 [4] (0:12.72)	0:36.60 [4] (0:12.31)	0:36.60	
2	1	NITROGEN Dylan Bennett	10	62.9 1600m	0:11.88 200m	2:02.22 [2] (0:22.25)	1:39.97 [4] (0:11.90)	1:28.07 [3] (0:12.60)	1:15.47 [5] (0:13.34)	1:02.13 [8] (0:13.07)	0:49.06 [6] (0:12.62)	0:36.44 [6] (0:12.41)	0:36.44	-2
3	8	MORE SUCCESS Georgina Cartwright	9	61.4 200m	0:11.97 200m	2:02.47 [3] (0:22.74)	1:39.73 [8] (0:11.98)	1:27.75 [8] (0:12.60)	1:15.15 [8] (0:12.76)	1:02.39 [7] (0:13.32)	0:49.07 [8] (0:12.75)	0:36.32 [9] (0:12.20)	0:36.32	-10
4	2	PELE PRINCESS Stacey Callow	8	63.4 1600m	0:11.76 1600m	2:02.67 [4] (0:23.41)	1:39.26 [10] (0:11.76)	1:27.50 [10] (0:12.37)	1:15.13 [9] (0:12.94)	1:02.19 [10] (0:13.13)	0:49.06 [9] (0:12.52)	0:36.54 [8] (0:12.12)	0:36.54	+2
5	5	JENNY'S ROSE Les Tilley	11	61.4 Overall	0:12.02 1600m	2:02.77 [5] (0:22.01)	1:40.76 [2] (0:12.02)	1:28.74 [2] (0:12.55)	1:16.19 [3] (0:13.20)	1:02.99 [5] (0:13.03)	0:49.96 [5] (0:12.80)	0:37.16 [5] (0:12.33)	0:37.16	-7
6	7	HELLUVA SOIREE Adin Thompson	7	62.6 1600m	0:11.93 1600m	2:02.87 [6] (0:23.20)	1:39.67 [9] (0:11.93)	1:27.74 [9] (0:12.63)	1:15.11 [10] (0:12.69)	1:02.42 [9] (0:13.20)	0:49.22 [10] (0:12.66)	0:36.56 [10] (0:12.19)	0:36.56	-7
7	12	UNUSUAL MELODY Madeleine Wishart	1	61.2 Overall	0:11.98 1600m	2:03.45 [7] (0:21.85)	1:41.60 [1] (0:11.98)	1:29.62 [1] (0:12.30)	1:17.32 [1] (0:13.15)	1:04.17 [1] (0:13.08)	0:51.09 [2] (0:12.89)	0:38.20 [2] (0:12.56)	0:38.20	-15
8	3	GOIN' SKITZ Nozi Tomizawa	4	61.5 Overall	0:12.04 1600m	2:03.72 [8] (0:22.21)	1:41.51 [3] (0:12.04)	1:29.47 [5] (0:12.47)	1:17.00 [4] (0:13.23)	1:03.77 [6] (0:13.29)	0:50.48 [7] (0:12.82)	0:37.66 [7] (0:12.58)	0:37.66	-15
9	6	NAVILLUS HELLFIRE Luke Tarrant	5	65.1 1400m	0:11.70 1600m	2:03.95 [9] (0:22.51)	1:41.44 [6] (0:11.70)	1:29.74 [4] (0:12.17)	1:17.57 [2] (0:13.24)	1:04.33 [3] (0:13.00)	0:51.33 [3] (0:12.65)	0:38.68 [3] (0:12.77)	0:38.68	-7
10	10	BRAMBLE BAY Anthony Allen	3	61.9 1600m	0:12.00 1600m	2:04.02 [10] (0:22.40)	1:41.62 [5] (0:12.00)	1:29.62 [6] (0:12.60)	1:17.02 [6] (0:12.37)	1:04.65 [2] (0:12.81)	0:51.84 [1] (0:12.92)	0:38.92 [1] (0:12.66)	0:38.92	-12

Scratched: Push Turbo (#11), Frankel Moon (#9)

[] Ranking at each section and finish
 -:-:- No data available at this section
 NA No data available

SCN Saddle cloth number
 DNF Did not finish
 DNT Did not track



Toowoomba QLD Professional

Race 7: LAWRENCE & HANSON Maiden Handicap - 1890m



03 August 2024 - 20:48

Track Rating: Good 4, Weather: Fine, Rail Position: True

Section				400m	200m			Last 600m			
Field Times				0:24.29 (0:12.14)	0:12.15 (0:12.15)			0:36.88			
Rank	TAB	Horse/Jockey	Barrier	Top Speed [km/h]	Fastest Section	Margin				Distance Travelled [m]	
1	4	GOLD PRINCE Chris Taylor	6	62.9 1600m	0:11.89 1600m	0:24.29 [1] (0:12.14)	0:12.15 [1] (0:12.15)	2:01.98		0:36.60	
2	1	NITROGEN Dylan Bennett	10	62.9 1600m	0:11.88 200m	0:24.03 [6] (0:12.15)	0:11.88 [3] (0:11.88)	1.3L		0:36.44	-2
3	8	MORE SUCCESS Georgina Cartwright	9	61.4 200m	0:11.97 200m	0:24.12 [8] (0:12.15)	0:11.97 [6] (0:11.97)	2.6L		0:36.32	-10
4	2	PELE PRINCESS Stacey Callow	8	63.4 1600m	0:11.76 1600m	0:24.42 [7] (0:12.14)	0:12.28 [5] (0:12.28)	3.6L		0:36.54	+2
5	5	JENNY'S ROSE Les Tilley	11	61.4 Overall	0:12.02 1600m	0:24.83 [4] (0:12.37)	0:12.46 [2] (0:12.46)	4.1L		0:37.16	-7
6	7	HELLUVA SOIREE Adin Thompson	7	62.6 1600m	0:11.93 1600m	0:24.37 [9] (0:12.06)	0:12.31 [7] (0:12.31)	4.6L		0:36.56	-7
7	12	UNUSUAL MELODY Madeleine Wishart	1	61.2 Overall	0:11.98 1600m	0:25.64 [3] (0:12.57)	0:13.07 [4] (0:13.07)	7.9L		0:38.20	-15
8	3	GOIN' SKITZ Nozi Tomizawa	4	61.5 Overall	0:12.04 1600m	0:25.08 [10] (0:12.42)	0:12.66 [10] (0:12.66)	9.4L		0:37.66	-15
9	6	NAVILLUS HELLFIRE Luke Tarrant	5	65.1 1400m	0:11.70 1600m	0:25.91 [5] (0:12.70)	0:13.21 [9] (0:13.21)	10.7L		0:38.68	-7
10	10	BRAMBLE BAY Anthony Allen	3	61.9 1600m	0:12.00 1600m	0:26.26 [2] (0:12.97)	0:13.29 [8] (0:13.29)	11L		0:38.92	-12

Scratched: Push Turbo (#11), Frankel Moon (#9)

[] Ranking at each section and finish
 -:-:- No data available at this section
 NA No data available

SCN Saddle cloth number
 DNF Did not finish
 DNT Did not track



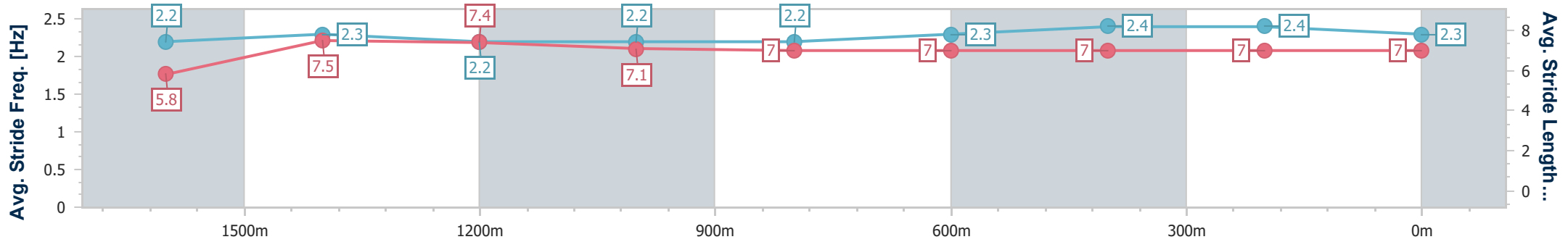
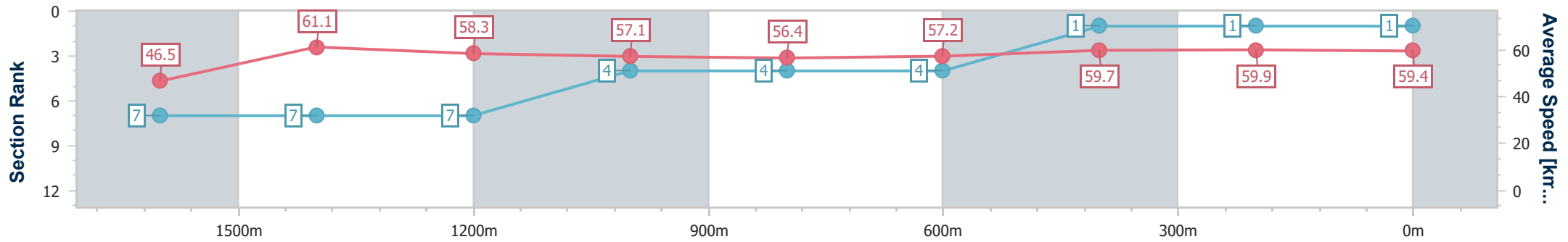
Horse/Jockey Name	Gold Prince
Final Rank	1
Fastest Section Time (Section)	0:11.89 (1600m)
Top Speed [km/h] (Section)	62.9 (1600m)
Race State	Finished



Toowoomba QLD Professional
 Race 7: LAWRENCE & HANSON Maiden Handicap - 1890m
 03 August 2024 - 20:48
 Track Rating: Good 4, Weather: Fine, Rail Position: True



Section	Overall	1600m	1400m	1200m	1000m	800m	600m	400m	200m
Section Times	2:01.98 [1] (0:22.66)	1:39.32 [7] (0:11.89)	1:27.43 [7] (0:12.49)	1:14.94 [7] (0:12.68)	1:02.26 [4] (0:12.94)	0:49.32 [4] (0:12.72)	0:36.60 [4] (0:12.31)	0:24.29 [1] (0:12.14)	0:12.15 [1] (0:12.15)
Average Speed [km/h]	46.5	61.1	58.3	57.1	56.4	57.2	59.7	59.9	59.4
Top Speed [km/h]	61.3	62.9	62.0	58.7	57.1	59.5	61.4	61.1	59.7
Avg. Dist. to Rail [m]	7.1	2.1	2.1	5.3	3.9	3.2	4.0	2.9	2.6
Avg. Stride Freq. [Hz]	2.2	2.3	2.2	2.2	2.2	2.3	2.4	2.4	2.3
Avg. Stride Length [m]	5.8	7.5	7.4	7.1	7.0	7.0	7.0	7.0	7.0



- [] Ranking at each section and finish
- .-.- No data available at this section
- NA No data available



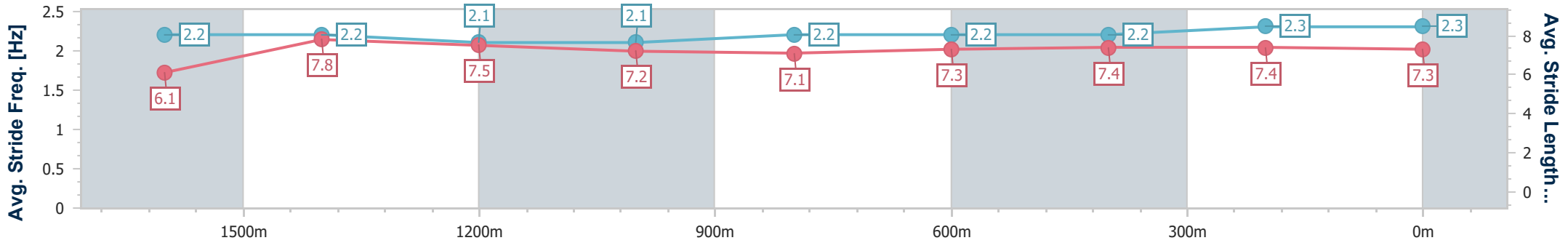
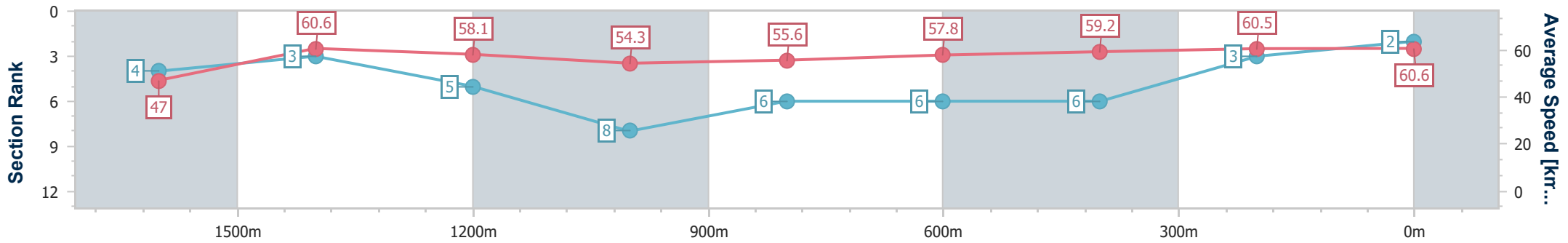
Horse/Jockey Name	Nitrogen
Final Rank	2
Fastest Section Time (Section)	0:11.88 (200m)
Top Speed [km/h] (Section)	62.9 (1600m)
Race State	Finished



Toowoomba QLD Professional
 Race 7: LAWRENCE & HANSON Maiden Handicap - 1890m
 03 August 2024 - 20:48
 Track Rating: Good 4, Weather: Fine, Rail Position: True



Section	Overall	1600m	1400m	1200m	1000m	800m	600m	400m	200m
Section Times	2:02.22 [2] (0:22.25)	1:39.97 [4] (0:11.90)	1:28.07 [3] (0:12.60)	1:15.47 [5] (0:13.34)	1:02.13 [8] (0:13.07)	0:49.06 [6] (0:12.62)	0:36.44 [6] (0:12.41)	0:24.03 [6] (0:12.15)	0:11.88 [3] (0:11.88)
Average Speed [km/h]	47.0	60.6	58.1	54.3	55.6	57.8	59.2	60.5	60.6
Top Speed [km/h]	60.9	62.9	59.5	56.1	57.6	59.1	59.9	62.3	61.3
Avg. Dist. to Rail [m]	6.3	0.8	3.0	4.0	3.3	3.3	3.7	6.4	7.3
Avg. Stride Freq. [Hz]	2.2	2.2	2.1	2.1	2.2	2.2	2.2	2.3	2.3
Avg. Stride Length [m]	6.1	7.8	7.5	7.2	7.1	7.3	7.4	7.4	7.3



- [] Ranking at each section and finish
- .-.- No data available at this section
- NA No data available



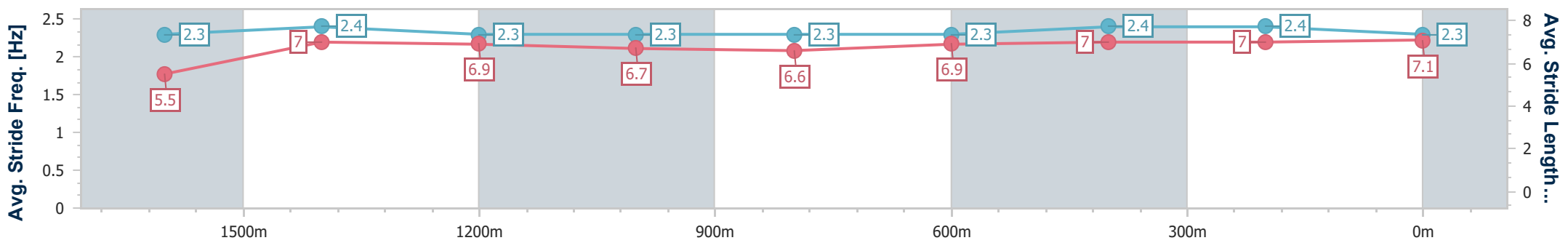
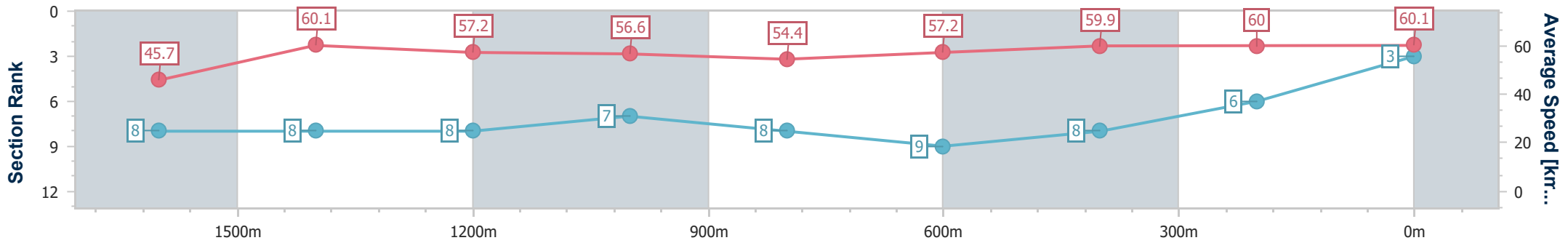
Horse/Jockey Name	More Success
Final Rank	3
Fastest Section Time (Section)	0:11.97 (200m)
Top Speed [km/h] (Section)	61.4 (200m)
Race State	Finished



Toowoomba QLD Professional
 Race 7: LAWRENCE & HANSON Maiden Handicap - 1890m
 03 August 2024 - 20:48
 Track Rating: Good 4, Weather: Fine, Rail Position: True



Section	Overall	1600m	1400m	1200m	1000m	800m	600m	400m	200m
Section Times	2:02.47 [3] (0:22.74)	1:39.73 [8] (0:11.98)	1:27.75 [8] (0:12.60)	1:15.15 [8] (0:12.76)	1:02.39 [7] (0:13.32)	0:49.07 [8] (0:12.75)	0:36.32 [9] (0:12.20)	0:24.12 [8] (0:12.15)	0:11.97 [6]
Average Speed [km/h]	45.7	60.1	57.2	56.6	54.4	57.2	59.9	60.0	60.1
Top Speed [km/h]	60.9	61.4	60.0	59.9	57.0	59.2	61.1	61.2	61.4
Avg. Dist. to Rail [m]	7.0	0.7	0.9	1.8	1.8	3.2	2.8	3.8	4.0
Avg. Stride Freq. [Hz]	2.3	2.4	2.3	2.3	2.3	2.3	2.4	2.4	2.3
Avg. Stride Length [m]	5.5	7.0	6.9	6.7	6.6	6.9	7.0	7.0	7.1



- [] Ranking at each section and finish
- .-.- No data available at this section
- NA No data available



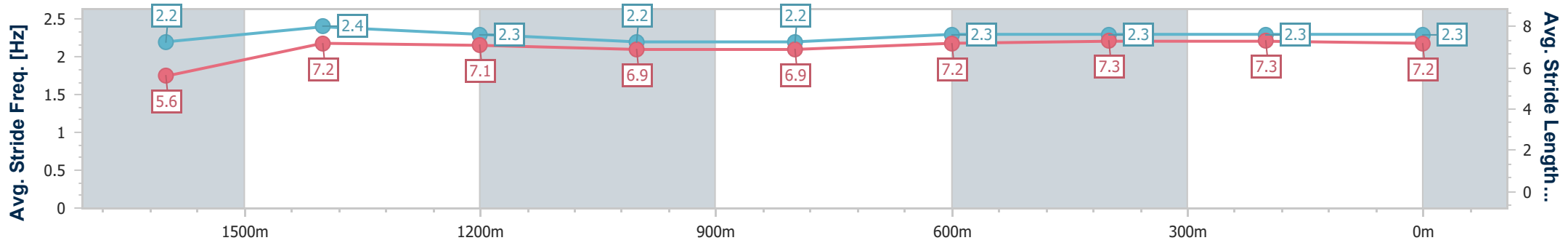
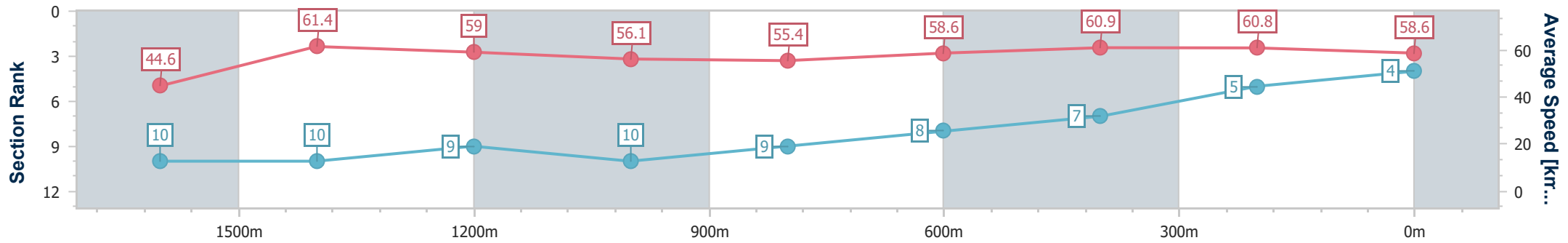
Horse/Jockey Name	Pele Princess
Final Rank	4
Fastest Section Time (Section)	0:11.76 (1600m)
Top Speed [km/h] (Section)	63.4 (1600m)
Race State	Finished



Toowoomba QLD Professional
 Race 7: LAWRENCE & HANSON Maiden Handicap - 1890m
 03 August 2024 - 20:48
 Track Rating: Good 4, Weather: Fine, Rail Position: True



Section	Overall	1600m	1400m	1200m	1000m	800m	600m	400m	200m
Section Times	2:02.67 [4] (0:23.41)	1:39.26 [10] (0:11.76)	1:27.50 [10] (0:12.37)	1:15.13 [9] (0:12.94)	1:02.19 [10] (0:13.13)	0:49.06 [9] (0:12.52)	0:36.54 [8] (0:12.12)	0:24.42 [7] (0:12.14)	0:12.28 [5] (0:12.28)
Average Speed [km/h]	44.6	61.4	59.0	56.1	55.4	58.6	60.9	60.8	58.6
Top Speed [km/h]	61.7	63.4	61.6	59.2	59.4	59.8	62.0	61.7	60.7
Avg. Dist. to Rail [m]	6.5	0.7	2.2	4.9	3.9	5.0	5.4	7.2	9.2
Avg. Stride Freq. [Hz]	2.2	2.4	2.3	2.2	2.2	2.3	2.3	2.3	2.3
Avg. Stride Length [m]	5.6	7.2	7.1	6.9	6.9	7.2	7.3	7.3	7.2



- [] Ranking at each section and finish
- .-.- No data available at this section
- NA No data available



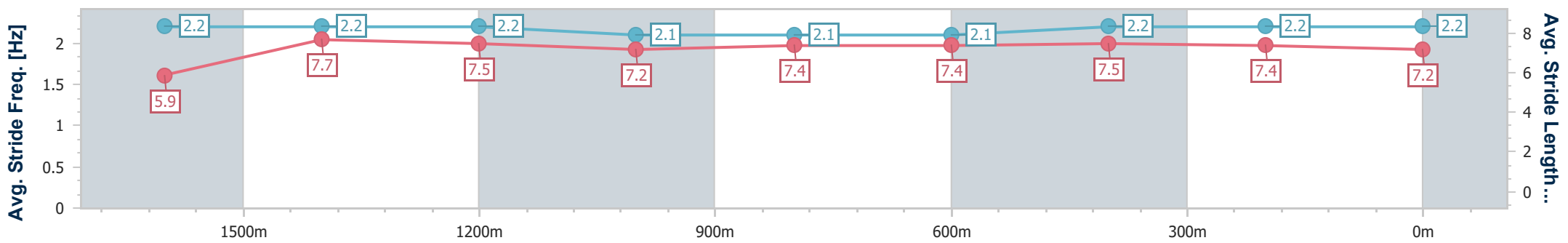
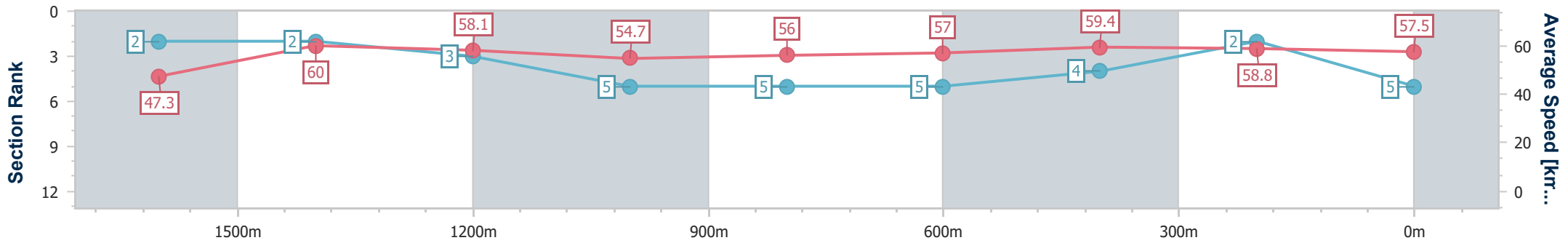
Horse/Jockey Name	Jenny's Rose
Final Rank	5
Fastest Section Time (Section)	0:12.02 (1600m)
Top Speed [km/h] (Section)	61.4 (Overall)
Race State	Finished



Toowoomba QLD Professional
 Race 7: LAWRENCE & HANSON Maiden Handicap - 1890m
 03 August 2024 - 20:48
 Track Rating: Good 4, Weather: Fine, Rail Position: True



Section	Overall	1600m	1400m	1200m	1000m	800m	600m	400m	200m
Section Times	2:02.77 [5] (0:22.01)	1:40.76 [2] (0:12.02)	1:28.74 [2] (0:12.55)	1:16.19 [3] (0:13.20)	1:02.99 [5] (0:13.03)	0:49.96 [5] (0:12.80)	0:37.16 [5] (0:12.33)	0:24.83 [4] (0:12.37)	0:12.46 [2] (0:12.46)
Average Speed [km/h]	47.3	60.0	58.1	54.7	56.0	57.0	59.4	58.8	57.5
Top Speed [km/h]	61.4	60.8	59.7	56.9	57.1	58.0	60.1	59.8	59.4
Avg. Dist. to Rail [m]	7.0	0.8	2.2	3.0	3.5	3.4	3.1	3.5	3.1
Avg. Stride Freq. [Hz]	2.2	2.2	2.2	2.1	2.1	2.1	2.2	2.2	2.2
Avg. Stride Length [m]	5.9	7.7	7.5	7.2	7.4	7.4	7.5	7.4	7.2



- [] Ranking at each section and finish
- .-.- No data available at this section
- NA No data available



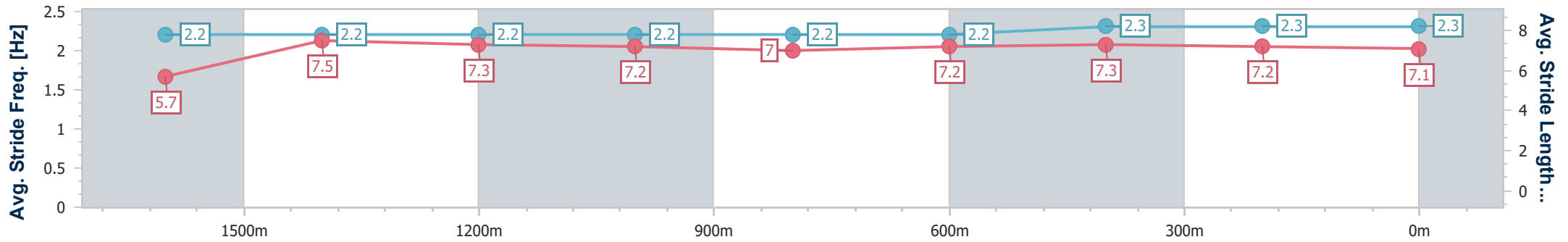
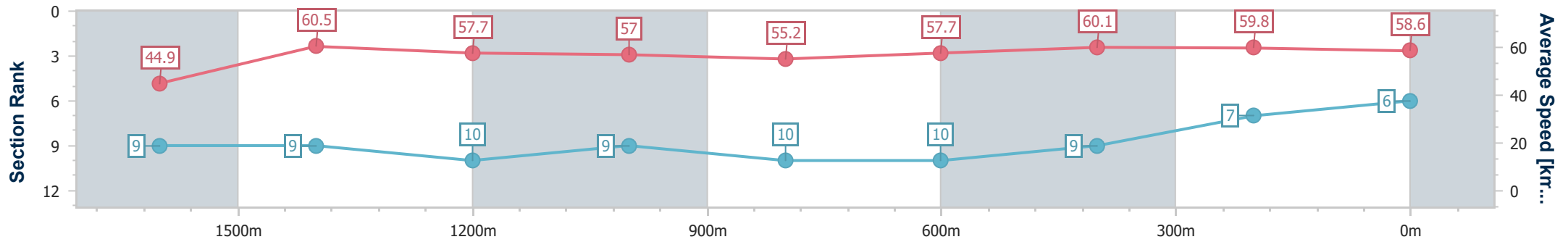
Horse/Jockey Name	Helluva Soiree
Final Rank	6
Fastest Section Time (Section)	0:11.93 (1600m)
Top Speed [km/h] (Section)	62.6 (1600m)
Race State	Finished



Toowoomba QLD Professional
 Race 7: LAWRENCE & HANSON Maiden Handicap - 1890m
 03 August 2024 - 20:48
 Track Rating: Good 4, Weather: Fine, Rail Position: True



Section	Overall	1600m	1400m	1200m	1000m	800m	600m	400m	200m
Section Times	2:02.87 [6] (0:23.20)	1:39.67 [9] (0:11.93)	1:27.74 [9] (0:12.63)	1:15.11 [10] (0:12.69)	1:02.42 [9] (0:13.20)	0:49.22 [10] (0:12.66)	0:36.56 [10] (0:12.19)	0:24.37 [9] (0:12.06)	0:12.31 [7] (0:12.31)
Average Speed [km/h]	44.9	60.5	57.7	57.0	55.2	57.7	60.1	59.8	58.6
Top Speed [km/h]	58.8	62.6	62.0	60.1	57.6	58.9	60.9	60.8	59.0
Avg. Dist. to Rail [m]	6.5	0.8	2.1	3.7	3.7	3.2	3.3	0.8	0.8
Avg. Stride Freq. [Hz]	2.2	2.2	2.2	2.2	2.2	2.2	2.3	2.3	2.3
Avg. Stride Length [m]	5.7	7.5	7.3	7.2	7.0	7.2	7.3	7.2	7.1



- [] Ranking at each section and finish
- .-.- No data available at this section
- NA No data available



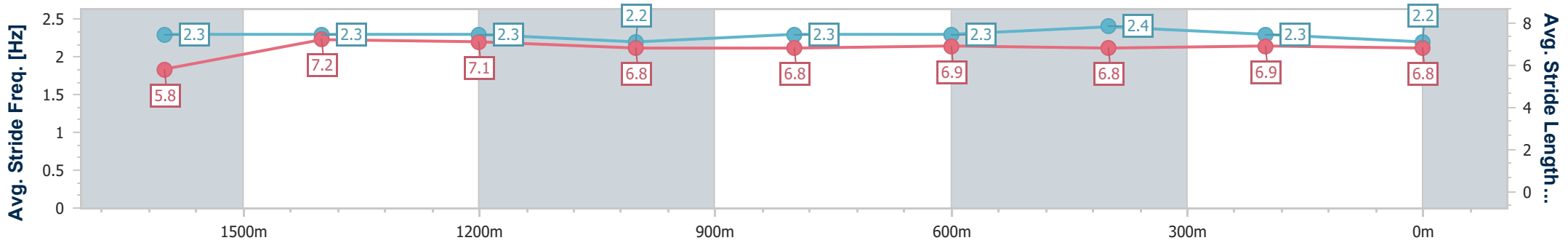
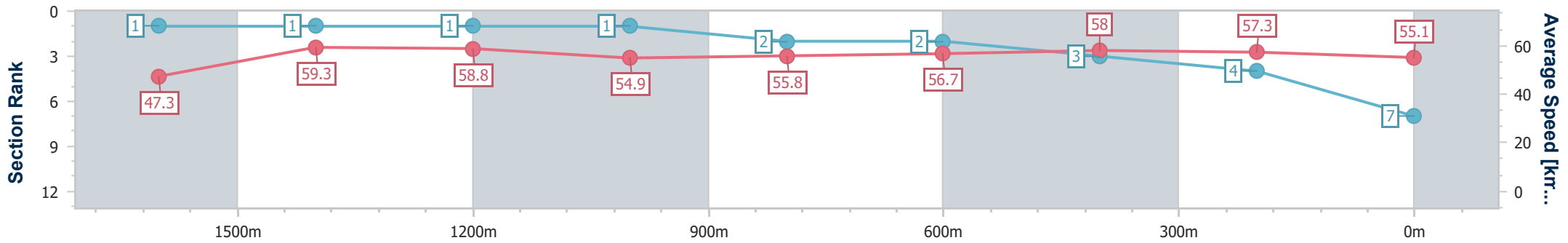
Horse/Jockey Name	Unusual Melody
Final Rank	7
Fastest Section Time (Section)	0:11.98 (1600m)
Top Speed [km/h] (Section)	61.2 (Overall)
Race State	Finished



Toowoomba QLD Professional
 Race 7: LAWRENCE & HANSON Maiden Handicap - 1890m
 03 August 2024 - 20:48
 Track Rating: Good 4, Weather: Fine, Rail Position: True



Section	Overall	1600m	1400m	1200m	1000m	800m	600m	400m	200m
Section Times	2:03.45 [7] (0:21.85)	1:41.60 [1] (0:11.98)	1:29.62 [1] (0:12.30)	1:17.32 [1] (0:13.15)	1:04.17 [1] (0:13.08)	0:51.09 [2] (0:12.89)	0:38.20 [2] (0:12.56)	0:25.64 [3] (0:12.57)	0:13.07 [4] (0:13.07)
Average Speed [km/h]	47.3	59.3	58.8	54.9	55.8	56.7	58.0	57.3	55.1
Top Speed [km/h]	61.2	60.5	59.9	57.5	56.3	57.8	58.8	57.9	56.9
Avg. Dist. to Rail [m]	7.4	1.9	1.0	2.8	3.4	3.9	2.4	0.8	1.1
Avg. Stride Freq. [Hz]	2.3	2.3	2.3	2.2	2.3	2.3	2.4	2.3	2.2
Avg. Stride Length [m]	5.8	7.2	7.1	6.8	6.8	6.9	6.8	6.9	6.8



- [] Ranking at each section and finish
- .-.- No data available at this section
- NA No data available



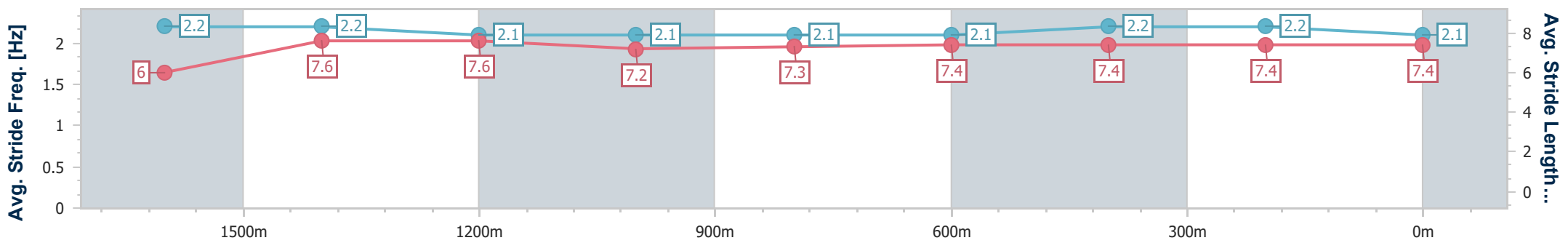
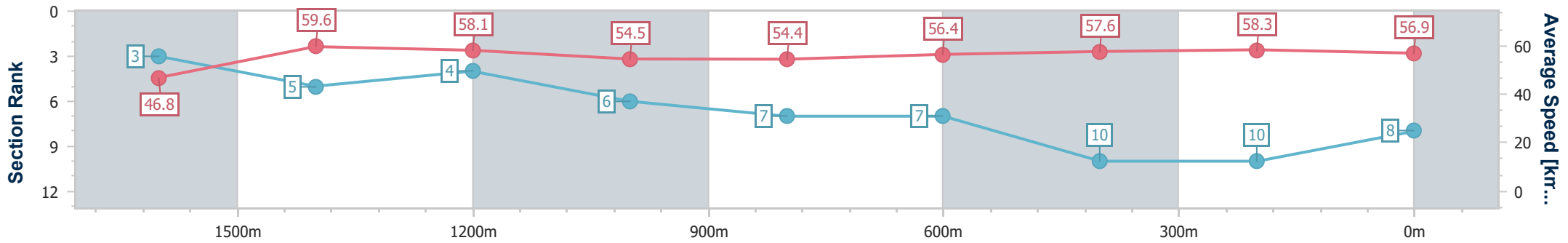
Horse/Jockey Name	Goin' Skitz
Final Rank	8
Fastest Section Time (Section)	0:12.04 (1600m)
Top Speed [km/h] (Section)	61.5 (Overall)
Race State	Finished



Toowoomba QLD Professional
 Race 7: LAWRENCE & HANSON Maiden Handicap - 1890m
 03 August 2024 - 20:48
 Track Rating: Good 4, Weather: Fine, Rail Position: True



Section	Overall	1600m	1400m	1200m	1000m	800m	600m	400m	200m
Section Times	2:03.72 [8] (0:22.21)	1:41.51 [3] (0:12.04)	1:29.47 [5] (0:12.47)	1:17.00 [4] (0:13.23)	1:03.77 [6] (0:13.29)	0:50.48 [7] (0:12.82)	0:37.66 [7] (0:12.58)	0:25.08 [10] (0:12.42)	0:12.66 [10] (0:12.66)
Average Speed [km/h]	46.8	59.6	58.1	54.5	54.4	56.4	57.6	58.3	56.9
Top Speed [km/h]	61.5	61.4	60.5	56.3	55.9	57.8	59.1	59.3	57.9
Avg. Dist. to Rail [m]	5.4	0.6	0.9	1.3	0.8	1.2	0.9	1.9	1.6
Avg. Stride Freq. [Hz]	2.2	2.2	2.1	2.1	2.1	2.1	2.2	2.2	2.1
Avg. Stride Length [m]	6.0	7.6	7.6	7.2	7.3	7.4	7.4	7.4	7.4



- [] Ranking at each section and finish
- .-.- No data available at this section
- NA No data available



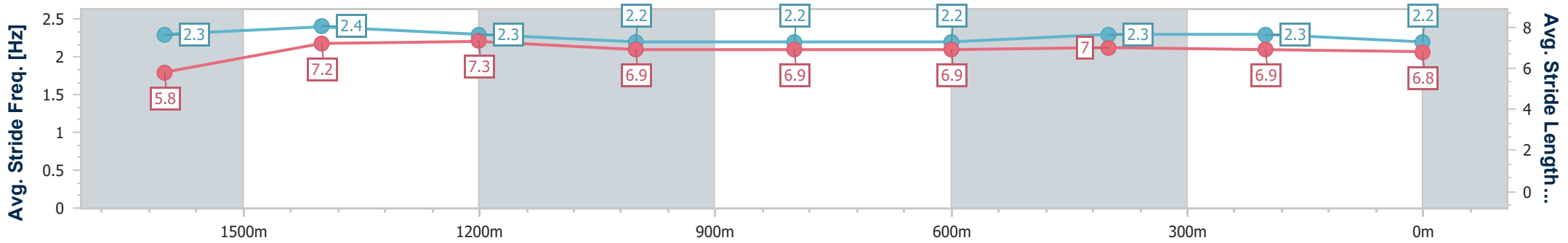
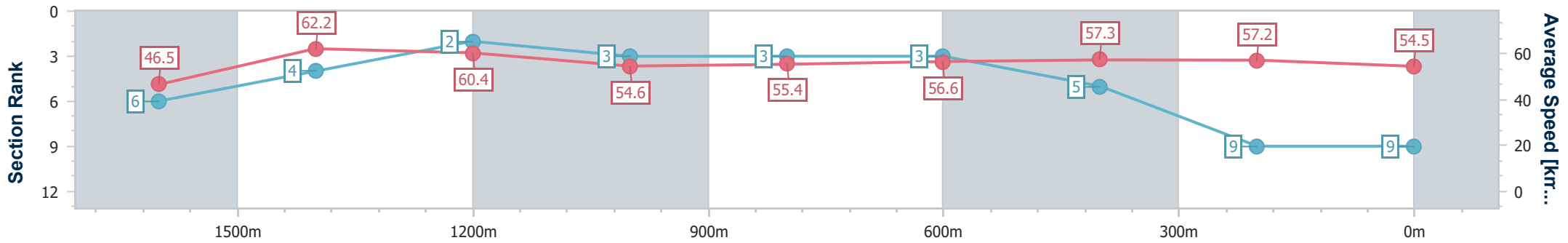
Horse/Jockey Name	Navillus Hellfire
Final Rank	9
Fastest Section Time (Section)	0:11.70 (1600m)
Top Speed [km/h] (Section)	65.1 (1400m)
Race State	Finished



Toowoomba QLD Professional
 Race 7: LAWRENCE & HANSON Maiden Handicap - 1890m
 03 August 2024 - 20:48
 Track Rating: Good 4, Weather: Fine, Rail Position: True



Section	Overall	1600m	1400m	1200m	1000m	800m	600m	400m	200m
Section Times	2:03.95 [9] (0:22.51)	1:41.44 [6] (0:11.70)	1:29.74 [4] (0:12.17)	1:17.57 [2] (0:13.24)	1:04.33 [3] (0:13.00)	0:51.33 [3] (0:12.65)	0:38.68 [3] (0:12.77)	0:25.91 [5] (0:12.70)	0:13.21 [9] (0:13.21)
Average Speed [km/h]	46.5	62.2	60.4	54.6	55.4	56.6	57.3	57.2	54.5
Top Speed [km/h]	61.6	65.1	65.1	58.2	57.5	59.2	59.1	59.3	57.1
Avg. Dist. to Rail [m]	5.3	3.4	4.0	2.6	0.6	0.8	1.5	3.0	3.4
Avg. Stride Freq. [Hz]	2.3	2.4	2.3	2.2	2.2	2.2	2.3	2.3	2.2
Avg. Stride Length [m]	5.8	7.2	7.3	6.9	6.9	6.9	7.0	6.9	6.8



- [] Ranking at each section and finish
- .-.- No data available at this section
- NA No data available



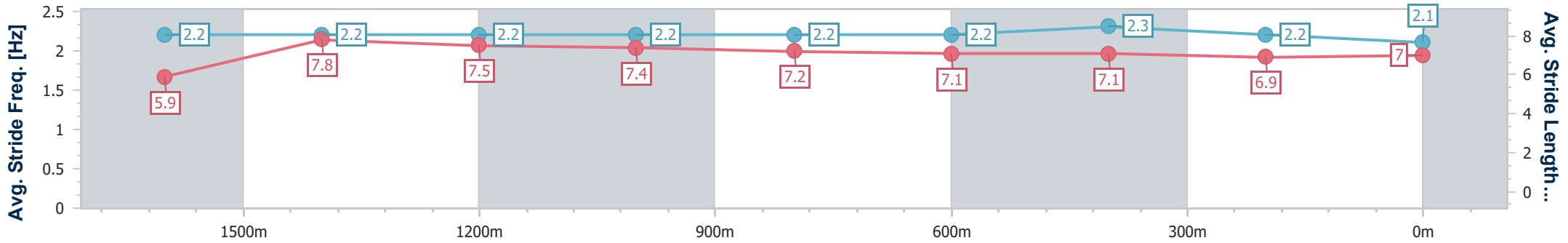
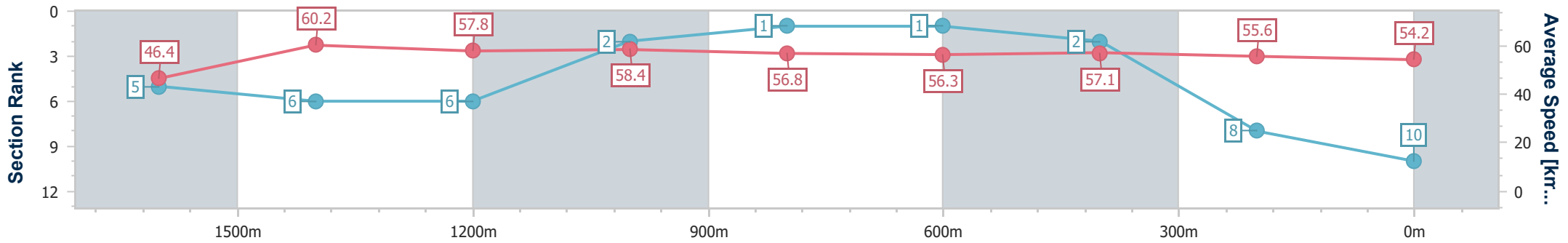
Horse/Jockey Name	Bramble Bay
Final Rank	10
Fastest Section Time (Section)	0:12.00 (1600m)
Top Speed [km/h] (Section)	61.9 (1600m)
Race State	Finished



Toowoomba QLD Professional
 Race 7: LAWRENCE & HANSON Maiden Handicap - 1890m
 03 August 2024 - 20:48
 Track Rating: Good 4, Weather: Fine, Rail Position: True



Section	Overall	1600m	1400m	1200m	1000m	800m	600m	400m	200m
Section Times	2:04.02 [10] (0:22.40)	1:41.62 [5] (0:12.00)	1:29.62 [6] (0:12.60)	1:17.02 [6] (0:12.37)	1:04.65 [2] (0:12.81)	0:51.84 [1] (0:12.92)	0:38.92 [1] (0:12.66)	0:26.26 [2] (0:12.97)	0:13.29 [8] (0:13.29)
Average Speed [km/h]	46.4	60.2	57.8	58.4	56.8	56.3	57.1	55.6	54.2
Top Speed [km/h]	60.6	61.9	61.2	59.5	57.8	57.2	58.2	56.6	55.6
Avg. Dist. to Rail [m]	6.3	1.2	1.9	4.1	3.0	1.8	1.2	0.8	0.5
Avg. Stride Freq. [Hz]	2.2	2.2	2.2	2.2	2.2	2.2	2.3	2.2	2.1
Avg. Stride Length [m]	5.9	7.8	7.5	7.4	7.2	7.1	7.1	6.9	7.0



- [] Ranking at each section and finish
- .-.- No data available at this section
- NA No data available