



Toowoomba QLD Professional
Race 4: 1EQUINE - FOR THE EQUINE ATHLETE BENCHMARK 62
Handicap - 1625m
03 August 2024 - 18:55



Track Rating: Good 4, Weather: Fine, Rail Position: True

Section		Overall	1400m	1200m	1000m	800m	600m	400m	Last 600m				
Field Times		1:39.53 (0:14.75)	1:24.78 (0:11.35)	1:13.43 (0:11.71)	1:01.72 (0:12.22)	0:49.50 (0:12.54)	0:36.96 (0:12.49)	0:24.47 (0:12.48)	0:36.96				
Rank	TAB Horse/Jockey	Barrier	Top Speed [km/h]	Fastest Section									Distance Travelled [m]
1	1 PICKO ROCKS Melea Castle	4	67.9	0:11.41	1:39.53 [1] (0:15.26)	1:24.27 [9] (0:11.41)	1:12.86 [9] (0:11.68)	1:01.18 [8] (0:12.23)	0:48.95 [8] (0:12.44)	0:36.51 [7] (0:12.53)	0:23.98 [6] (0:12.09)	0:36.51	
2	9 STAR CHANCE Madeleine Wishart	1	64.8	0:11.38	1:39.60 [2] (0:15.03)	1:24.57 [3] (0:11.38)	1:13.19 [5] (0:11.75)	1:01.44 [7] (0:12.21)	0:49.23 [4] (0:12.52)	0:36.71 [5] (0:12.54)	0:24.17 [5] (0:12.18)	0:36.71	-7
3	2 POWER PACK Dylan Bennett	5	67.3	0:11.48	1:39.62 [3] (0:14.99)	1:24.63 [2] (0:11.48)	1:13.15 [7] (0:11.64)	1:01.51 [4] (0:12.27)	0:49.24 [5] (0:12.46)	0:36.78 [4] (0:12.47)	0:24.31 [3] (0:12.23)	0:36.78	-3
4	6 MORDECAI Anthony Allen	2	66.3	0:11.43	1:39.65 [4] (0:15.20)	1:24.45 [7] (0:11.43)	1:13.02 [8] (0:11.75)	1:01.27 [9] (0:12.28)	0:48.99 [9] (0:12.40)	0:36.59 [8] (0:12.60)	0:23.99 [9] (0:12.01)	0:36.59	-10
5	5 MORTAR Georgina Cartwright	8	68.1	0:11.34	1:40.04 [5] (0:15.09)	1:24.95 [6] (0:11.34)	1:13.61 [6] (0:11.73)	1:01.88 [6] (0:12.38)	0:49.50 [7] (0:12.59)	0:36.91 [9] (0:12.44)	0:24.47 [7] (0:12.17)	0:36.91	+8
6	4 ANYWAY YOU WANT IT Stacey Callow	3	66.4	0:11.35	1:40.11 [6] (0:14.75)	1:25.36 [1] (0:11.35)	1:14.01 [1] (0:11.73)	1:02.28 [2] (0:12.20)	0:50.08 [1] (0:12.54)	0:37.54 [1] (0:12.49)	0:25.05 [1] (0:12.53)	0:37.54	-15
7	7 LISSARO Wanderson D'Avila	9	67.8	0:11.10	1:40.20 [7] (0:15.22)	1:24.98 [8] (0:11.10)	1:13.88 [3] (0:11.59)	1:02.29 [3] (0:12.29)	0:50.00 [3] (0:12.51)	0:37.49 [3] (0:12.59)	0:24.90 [2] (0:12.42)	0:37.49	+3
8	8 HE'S VIRAL Shania Willis	7	68.8	0:11.17	1:40.57 [8] (0:15.06)	1:25.51 [4] (0:11.17)	1:14.34 [2] (0:11.90)	1:02.44 [5] (0:12.29)	0:50.15 [6] (0:12.54)	0:37.61 [6] (0:12.62)	0:24.99 [8] (0:12.42)	0:37.61	-6
9	3 OVERSEAS Luke Tarrant	6	66.7	0:11.30	1:40.89 [9] (0:15.06)	1:25.83 [5] (0:11.30)	1:14.53 [4] (0:11.45)	1:03.08 [1] (0:12.33)	0:50.75 [2] (0:12.56)	0:38.19 [2] (0:12.63)	0:25.56 [4] (0:12.75)	0:38.19	-5

[] Ranking at each section and finish
 -:-:- No data available at this section
 NA No data available

SCN Saddle cloth number
 DNF Did not finish
 DNT Did not track



Toowoomba QLD Professional
Race 4: 1EQUINE - FOR THE EQUINE ATHLETE BENCHMARK 62
Handicap - 1625m
03 August 2024 - 18:55



Track Rating: Good 4, Weather: Fine, Rail Position: True

Section				200m				Last 600m	
Field Times				0:11.99				0:36.96	
				(0:11.99)					
Rank	TAB	Horse/Jockey	Barrier	Top Speed [km/h]	Fastest Section	Margin			Distance Travelled [m]
1	1	PICKO ROCKS	4	67.9	0:11.41	0:11.89 [4]	1:39.53		0:36.51
		Melea Castle		Overall	1400m	(0:11.89)			
2	9	STAR CHANCE	1	64.8	0:11.38	0:11.99 [3]	0.3L		0:36.71 -7
		Madeleine Wishart		Overall	1400m	(0:11.99)			
3	2	POWER PACK	5	67.3	0:11.48	0:12.08 [1]	0.4L		0:36.78 -3
		Dylan Bennett		Overall	1400m	(0:12.08)			
4	6	MORDECAI	2	66.3	0:11.43	0:11.98 [5]	0.6L		0:36.59 -10
		Anthony Allen		Overall	1400m	(0:11.98)			
5	5	MORTAR	8	68.1	0:11.34	0:12.30 [7]	2.9L		0:36.91 +8
		Georgina Cartwright		Overall	1400m	(0:12.30)			
6	4	ANYWAY YOU WANT IT	3	66.4	0:11.35	0:12.52 [2]	3.2L		0:37.54 -15
		Stacey Callow		Overall	1400m	(0:12.52)			
7	7	LISSARO	9	67.8	0:11.10	0:12.48 [6]	3.7L		0:37.49 +3
		Wanderson D'Avila		1400m	1400m	(0:12.48)			
8	8	HE'S VIRAL	7	68.8	0:11.17	0:12.57 [8]	5.7L		0:37.61 -6
		Shania Willis		Overall	1400m	(0:12.57)			
9	3	OVERSEAS	6	66.7	0:11.30	0:12.81 [9]	7.5L		0:38.19 -5
		Luke Tarrant		Overall	1400m	(0:12.81)			

[] Ranking at each section and finish
 -:-:- No data available at this section
 NA No data available

SCN Saddle cloth number
 DNF Did not finish
 DNT Did not track



Horse/Jockey Name	Picko Rocks
Final Rank	1
Fastest Section Time (Section)	0:11.41 (1400m)
Top Speed [km/h] (Section)	67.9 (Overall)
Race State	Finished

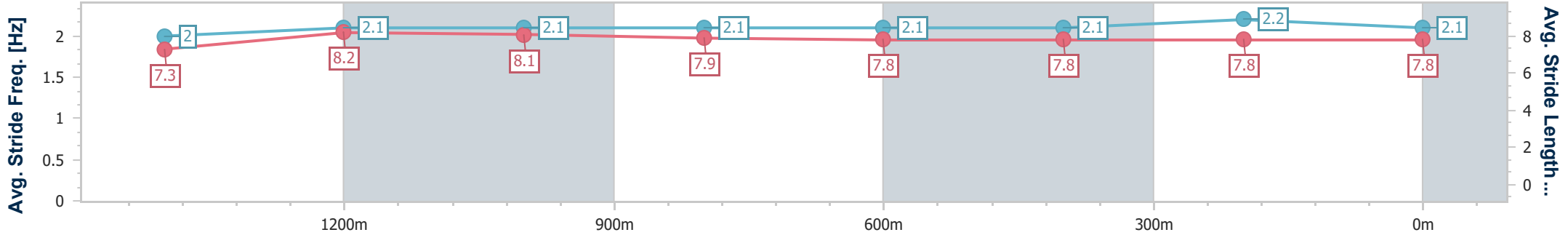
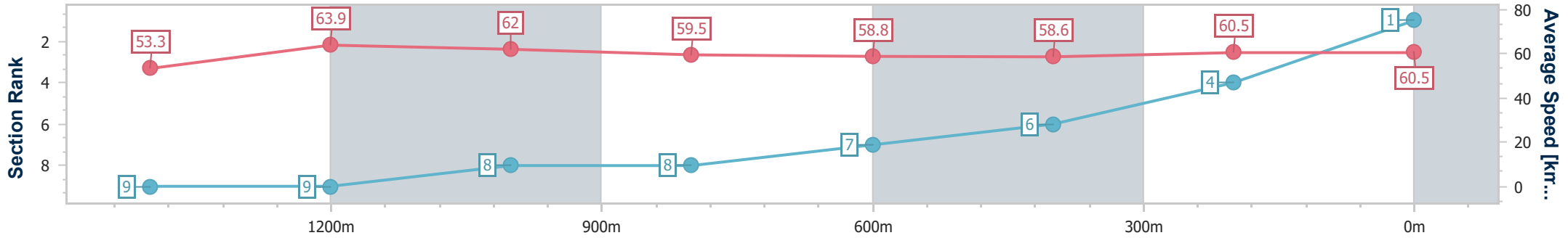


Toowoomba QLD Professional
 Race 4: 1EQUINE - FOR THE EQUINE ATHLETE BENCHMARK
 62 Handicap - 1625m
 03 August 2024 - 18:55



Track Rating: Good 4, Weather: Fine, Rail Position: True

Section	Overall	1400m	1200m	1000m	800m	600m	400m	200m
Section Times	1:39.53 [1] (0:15.26)	1:24.27 [9] (0:11.41)	1:12.86 [9] (0:11.68)	1:01.18 [8] (0:12.23)	0:48.95 [8] (0:12.44)	0:36.51 [7] (0:12.53)	0:23.98 [6] (0:12.09)	0:11.89 [4] (0:11.89)
Average Speed [km/h]	53.3	63.9	62.0	59.5	58.8	58.6	60.5	60.5
Top Speed [km/h]	67.9	67.9	63.0	61.5	59.6	59.8	61.5	61.4
Avg. Dist. to Rail [m]	4.4	2.7	4.0	3.5	3.9	3.7	5.1	6.7
Avg. Stride Freq. [Hz]	2.0	2.1	2.1	2.1	2.1	2.1	2.2	2.1
Avg. Stride Length [m]	7.3	8.2	8.1	7.9	7.8	7.8	7.8	7.8



- [] Ranking at each section and finish
- .-.- No data available at this section
- NA No data available



Horse/Jockey Name	Star Chance
Final Rank	2
Fastest Section Time (Section)	0:11.38 (1400m)
Top Speed [km/h] (Section)	64.8 (Overall)
Race State	Finished

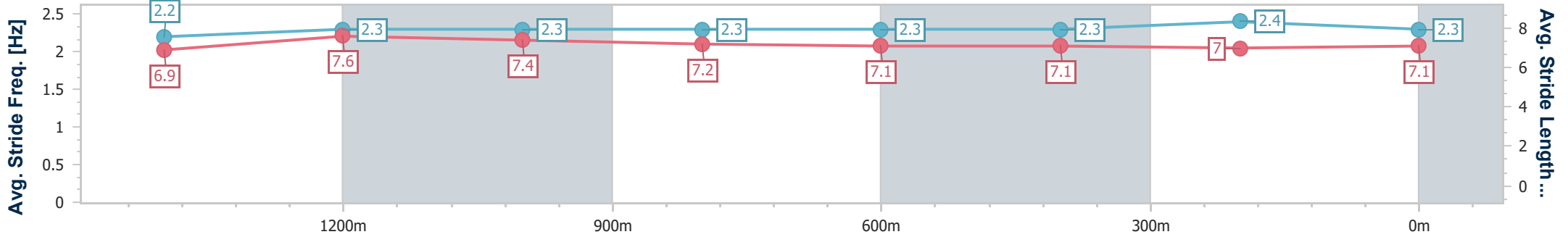
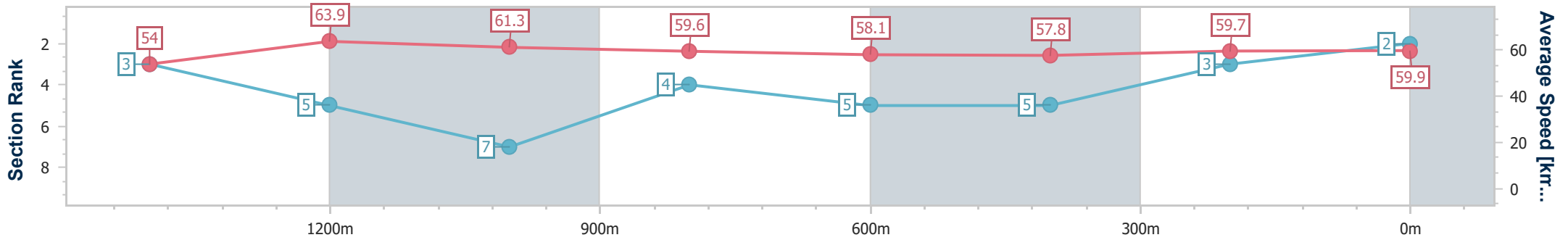


Toowoomba QLD Professional
 Race 4: 1EQUINE - FOR THE EQUINE ATHLETE BENCHMARK
 62 Handicap - 1625m
 03 August 2024 - 18:55



Track Rating: Good 4, Weather: Fine, Rail Position: True

Section	Overall	1400m	1200m	1000m	800m	600m	400m	200m
Section Times	1:39.60 [2] (0:15.03)	1:24.57 [3] (0:11.38)	1:13.19 [5] (0:11.75)	1:01.44 [7] (0:12.21)	0:49.23 [4] (0:12.52)	0:36.71 [5] (0:12.54)	0:24.17 [5] (0:12.18)	0:11.99 [3] (0:11.99)
Average Speed [km/h]	54.0	63.9	61.3	59.6	58.1	57.8	59.7	59.9
Top Speed [km/h]	64.8	64.7	62.7	61.5	59.5	58.6	60.4	60.3
Avg. Dist. to Rail [m]	2.8	1.5	3.2	2.8	2.8	1.3	2.5	3.7
Avg. Stride Freq. [Hz]	2.2	2.3	2.3	2.3	2.3	2.3	2.4	2.3
Avg. Stride Length [m]	6.9	7.6	7.4	7.2	7.1	7.1	7.0	7.1



- [] Ranking at each section and finish
- .-.- No data available at this section
- NA No data available



Horse/Jockey Name	Power Pack
Final Rank	3
Fastest Section Time (Section)	0:11.48 (1400m)
Top Speed [km/h] (Section)	67.3 (Overall)
Race State	Finished

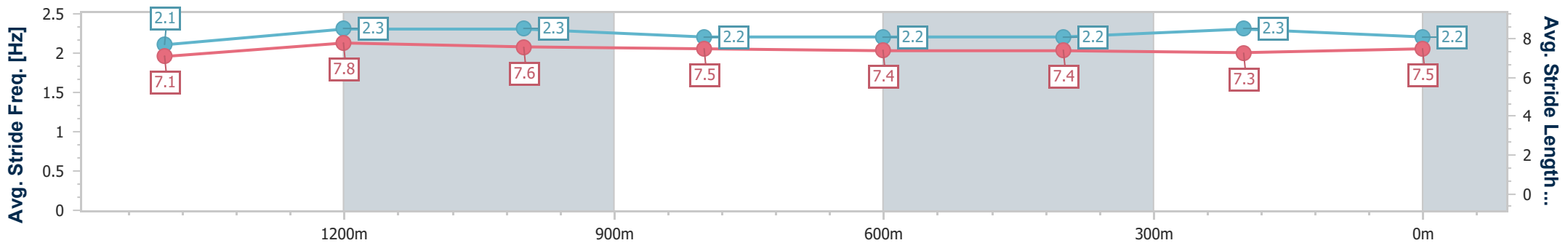
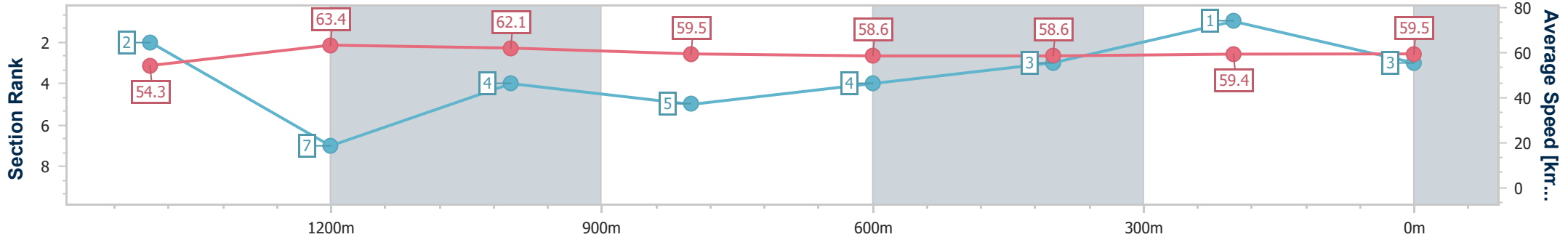


Toowoomba QLD Professional
 Race 4: 1EQUINE - FOR THE EQUINE ATHLETE BENCHMARK
 62 Handicap - 1625m
 03 August 2024 - 18:55



Track Rating: Good 4, Weather: Fine, Rail Position: True

Section	Overall	1400m	1200m	1000m	800m	600m	400m	200m
Section Times	1:39.62 [3] (0:14.99)	1:24.63 [2] (0:11.48)	1:13.15 [7] (0:11.64)	1:01.51 [4] (0:12.27)	0:49.24 [5] (0:12.46)	0:36.78 [4] (0:12.47)	0:24.31 [3] (0:12.23)	0:12.08 [1] (0:12.08)
Average Speed [km/h]	54.3	63.4	62.1	59.5	58.6	58.6	59.4	59.5
Top Speed [km/h]	67.3	66.2	63.0	60.9	59.4	60.0	60.8	60.1
Avg. Dist. to Rail [m]	4.1	2.4	3.9	3.7	3.9	3.4	2.8	4.7
Avg. Stride Freq. [Hz]	2.1	2.3	2.3	2.2	2.2	2.2	2.3	2.2
Avg. Stride Length [m]	7.1	7.8	7.6	7.5	7.4	7.4	7.3	7.5



- [] Ranking at each section and finish
- .-.- No data available at this section
- NA No data available



Horse/Jockey Name	Mordecai
Final Rank	4
Fastest Section Time (Section)	0:11.43 (1400m)
Top Speed [km/h] (Section)	66.3 (Overall)
Race State	Finished

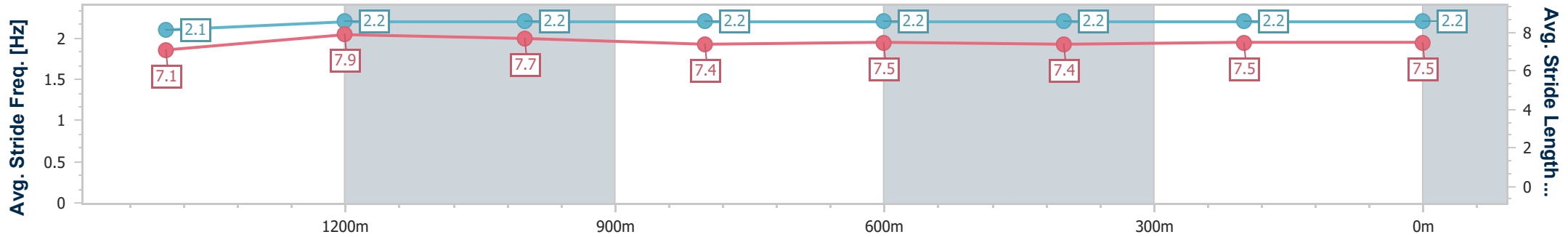
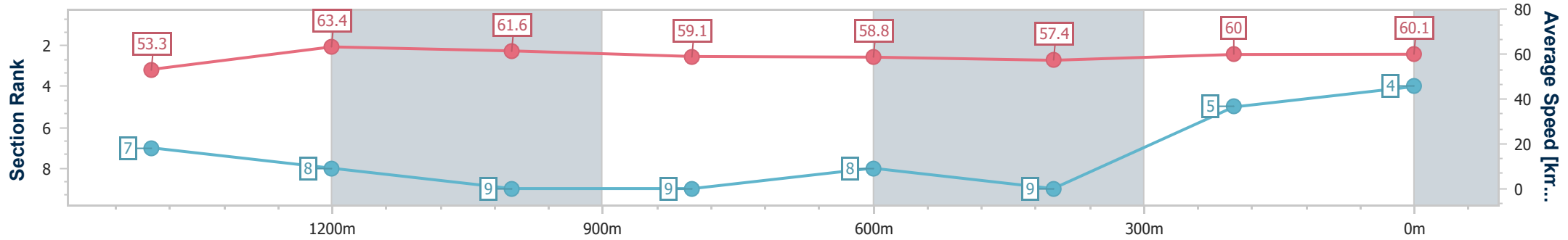


Toowoomba QLD Professional
 Race 4: 1EQUINE - FOR THE EQUINE ATHLETE BENCHMARK
 62 Handicap - 1625m
 03 August 2024 - 18:55



Track Rating: Good 4, Weather: Fine, Rail Position: True

Section	Overall	1400m	1200m	1000m	800m	600m	400m	200m
Section Times	1:39.65 [4] (0:15.20)	1:24.45 [7] (0:11.43)	1:13.02 [8] (0:11.75)	1:01.27 [9] (0:12.28)	0:48.99 [9] (0:12.40)	0:36.59 [8] (0:12.60)	0:23.99 [9] (0:12.01)	0:11.98 [5] (0:11.98)
Average Speed [km/h]	53.3	63.4	61.6	59.1	58.8	57.4	60.0	60.1
Top Speed [km/h]	66.3	65.1	63.0	61.2	59.9	58.4	62.2	60.6
Avg. Dist. to Rail [m]	3.4	1.3	2.4	2.8	2.7	1.1	0.4	0.8
Avg. Stride Freq. [Hz]	2.1	2.2	2.2	2.2	2.2	2.2	2.2	2.2
Avg. Stride Length [m]	7.1	7.9	7.7	7.4	7.5	7.4	7.5	7.5



- [] Ranking at each section and finish
- .-.- No data available at this section
- NA No data available



Horse/Jockey Name	Mortar
Final Rank	5
Fastest Section Time (Section)	0:11.34 (1400m)
Top Speed [km/h] (Section)	68.1 (Overall)
Race State	Finished

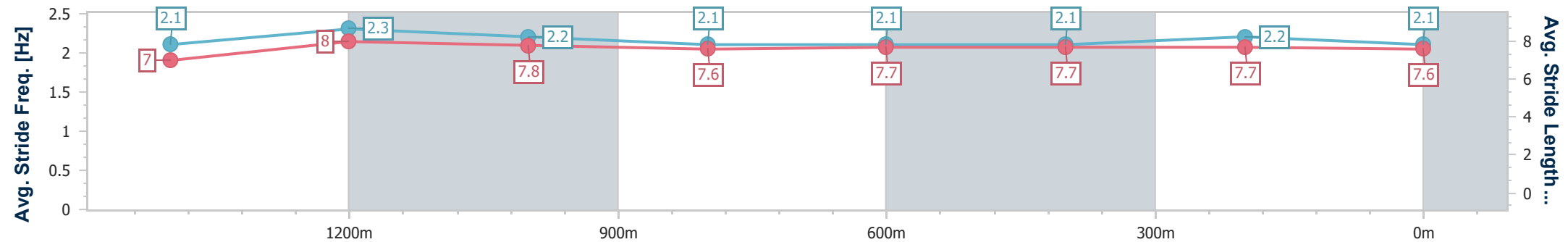
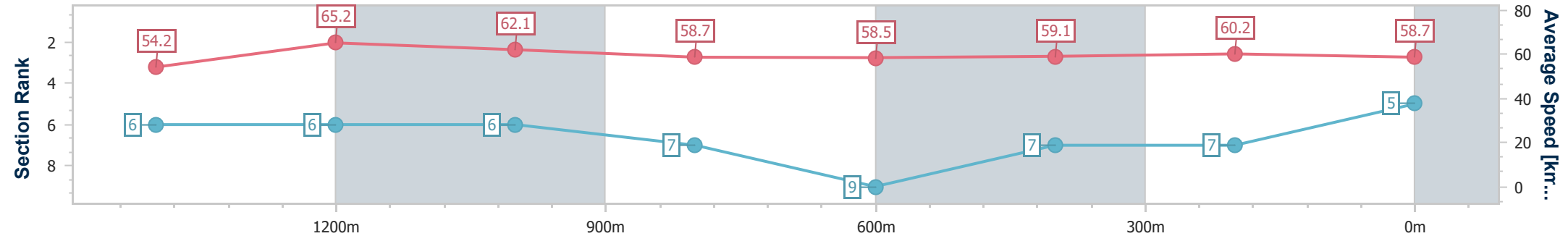


Toowoomba QLD Professional
 Race 4: 1EQUINE - FOR THE EQUINE ATHLETE BENCHMARK
 62 Handicap - 1625m
 03 August 2024 - 18:55



Track Rating: Good 4, Weather: Fine, Rail Position: True

Section	Overall	1400m	1200m	1000m	800m	600m	400m	200m
Section Times	1:40.04 [5] (0:15.09)	1:24.95 [6] (0:11.34)	1:13.61 [6] (0:11.73)	1:01.88 [6] (0:12.38)	0:49.50 [7] (0:12.59)	0:36.91 [9] (0:12.44)	0:24.47 [7] (0:12.17)	0:12.30 [7] (0:12.30)
Average Speed [km/h]	54.2	65.2	62.1	58.7	58.5	59.1	60.2	58.7
Top Speed [km/h]	68.1	67.0	62.6	60.3	60.2	60.3	61.4	60.6
Avg. Dist. to Rail [m]	8.1	4.8	5.4	4.6	5.3	3.6	6.3	7.7
Avg. Stride Freq. [Hz]	2.1	2.3	2.2	2.1	2.1	2.1	2.2	2.1
Avg. Stride Length [m]	7.0	8.0	7.8	7.6	7.7	7.7	7.7	7.6



- [] Ranking at each section and finish
- .-.- No data available at this section
- NA No data available



Horse/Jockey Name	Anyway You Want It
Final Rank	6
Fastest Section Time (Section)	0:11.35 (1400m)
Top Speed [km/h] (Section)	66.4 (Overall)
Race State	Finished

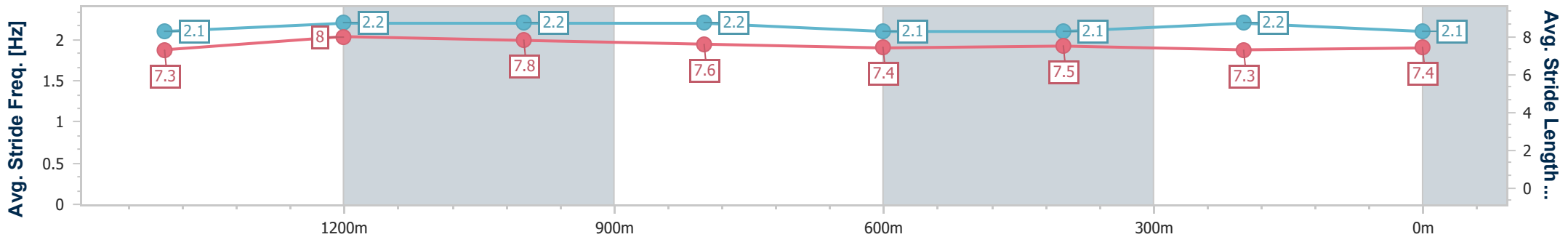
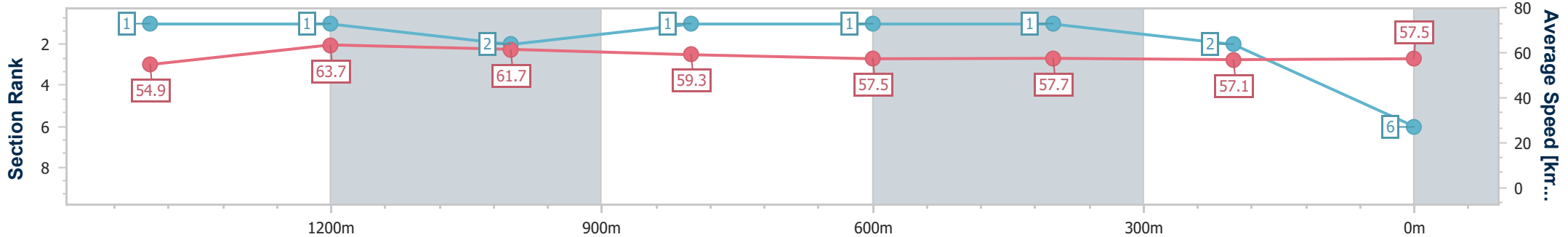


Toowoomba QLD Professional
 Race 4: 1EQUINE - FOR THE EQUINE ATHLETE BENCHMARK
 62 Handicap - 1625m
 03 August 2024 - 18:55



Track Rating: Good 4, Weather: Fine, Rail Position: True

Section	Overall	1400m	1200m	1000m	800m	600m	400m	200m
Section Times	1:40.11 [6] (0:14.75)	1:25.36 [1] (0:11.35)	1:14.01 [1] (0:11.73)	1:02.28 [2] (0:12.20)	0:50.08 [1] (0:12.54)	0:37.54 [1] (0:12.49)	0:25.05 [1] (0:12.53)	0:12.52 [2] (0:12.52)
Average Speed [km/h]	54.9	63.7	61.7	59.3	57.5	57.7	57.1	57.5
Top Speed [km/h]	66.4	66.4	62.1	61.7	59.6	58.6	58.3	59.1
Avg. Dist. to Rail [m]	2.3	0.7	1.8	1.6	1.4	0.5	0.7	0.3
Avg. Stride Freq. [Hz]	2.1	2.2	2.2	2.2	2.1	2.1	2.2	2.1
Avg. Stride Length [m]	7.3	8.0	7.8	7.6	7.4	7.5	7.3	7.4



- [] Ranking at each section and finish
- .-.- No data available at this section
- NA No data available



Horse/Jockey Name	Lissaro
Final Rank	7
Fastest Section Time (Section)	0:11.10 (1400m)
Top Speed [km/h] (Section)	67.8 (1400m)
Race State	Finished

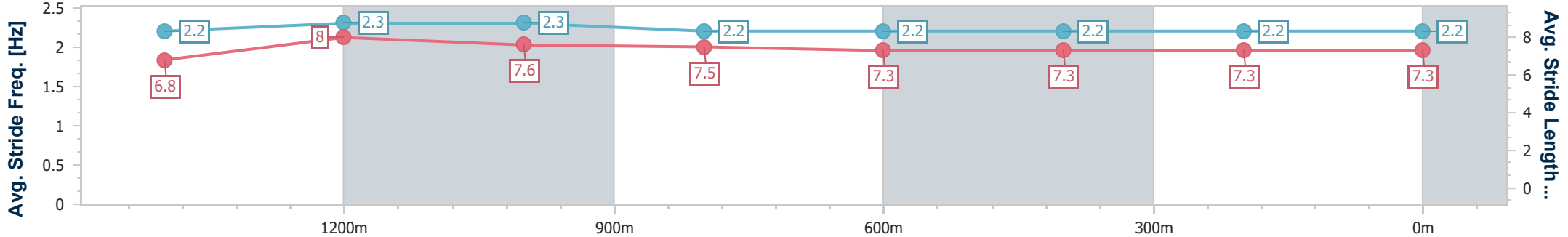
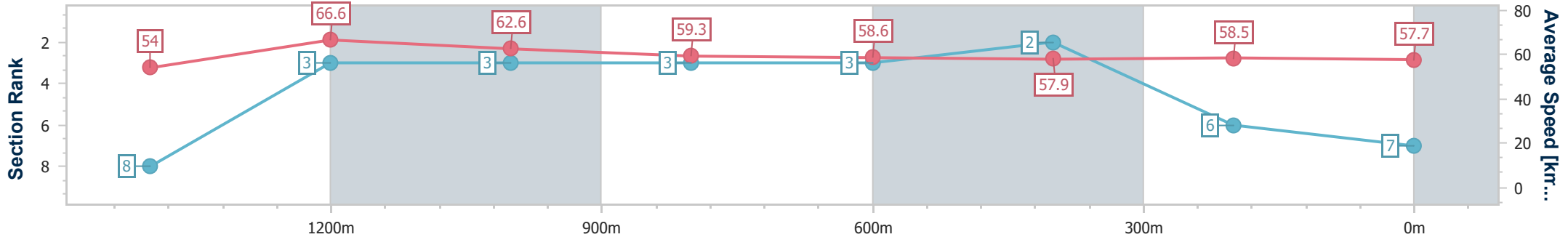


Toowoomba QLD Professional
 Race 4: 1EQUINE - FOR THE EQUINE ATHLETE BENCHMARK
 62 Handicap - 1625m
 03 August 2024 - 18:55



Track Rating: Good 4, Weather: Fine, Rail Position: True

Section	Overall	1400m	1200m	1000m	800m	600m	400m	200m
Section Times	1:40.20 [7] (0:15.22)	1:24.98 [8] (0:11.10)	1:13.88 [3] (0:11.59)	1:02.29 [3] (0:12.29)	0:50.00 [3] (0:12.51)	0:37.49 [3] (0:12.59)	0:24.90 [2] (0:12.42)	0:12.48 [6] (0:12.48)
Average Speed [km/h]	54.0	66.6	62.6	59.3	58.6	57.9	58.5	57.7
Top Speed [km/h]	67.5	67.8	64.7	61.2	59.8	59.0	60.0	58.7
Avg. Dist. to Rail [m]	10.2	5.1	6.1	3.9	4.5	3.2	2.8	3.9
Avg. Stride Freq. [Hz]	2.2	2.3	2.3	2.2	2.2	2.2	2.2	2.2
Avg. Stride Length [m]	6.8	8.0	7.6	7.5	7.3	7.3	7.3	7.3



- [] Ranking at each section and finish
- .-.- No data available at this section
- NA No data available



Horse/Jockey Name	He's Viral
Final Rank	8
Fastest Section Time (Section)	0:11.17 (1400m)
Top Speed [km/h] (Section)	68.8 (Overall)
Race State	Finished



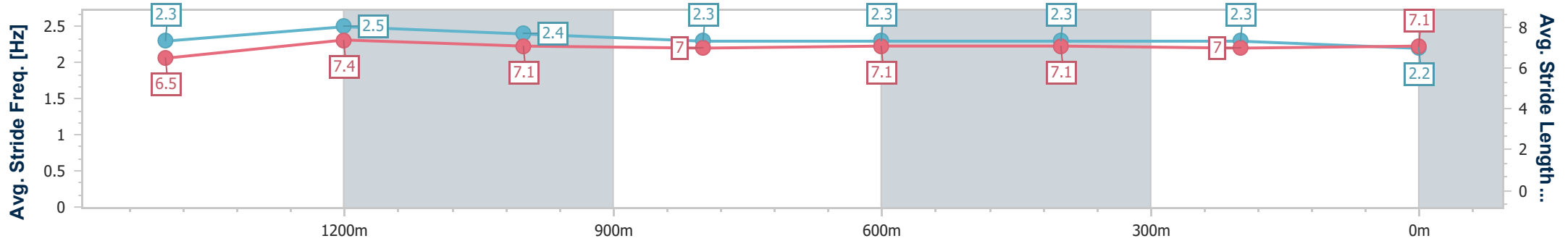
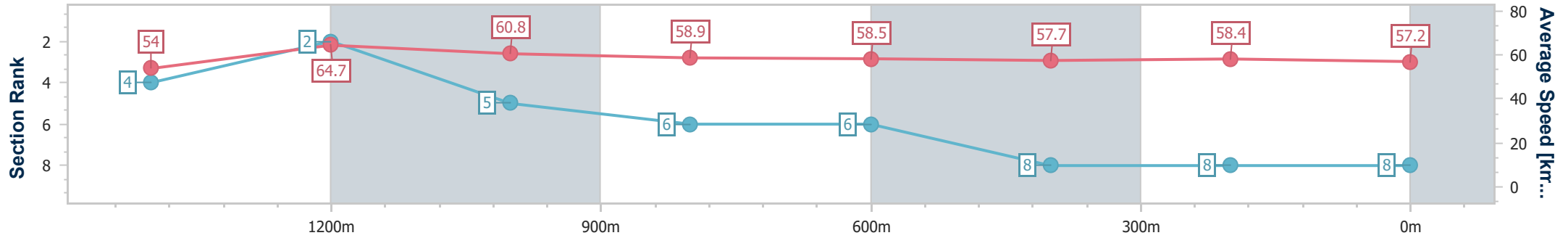
Toowoomba QLD Professional
 Race 4: 1EQUINE - FOR THE EQUINE ATHLETE BENCHMARK
 62 Handicap - 1625m



03 August 2024 - 18:55

Track Rating: Good 4, Weather: Fine, Rail Position: True

Section	Overall	1400m	1200m	1000m	800m	600m	400m	200m
Section Times	1:40.57 [8] (0:15.06)	1:25.51 [4] (0:11.17)	1:14.34 [2] (0:11.90)	1:02.44 [5] (0:12.29)	0:50.15 [6] (0:12.54)	0:37.61 [6] (0:12.62)	0:24.99 [8] (0:12.42)	0:12.57 [8] (0:12.57)
Average Speed [km/h]	54.0	64.7	60.8	58.9	58.5	57.7	58.4	57.2
Top Speed [km/h]	68.8	68.4	63.0	61.4	59.0	58.4	59.3	58.2
Avg. Dist. to Rail [m]	6.8	0.6	2.5	2.6	4.1	2.5	2.6	4.4
Avg. Stride Freq. [Hz]	2.3	2.5	2.4	2.3	2.3	2.3	2.3	2.2
Avg. Stride Length [m]	6.5	7.4	7.1	7.0	7.1	7.1	7.0	7.1



- [] Ranking at each section and finish
- .-.- No data available at this section
- NA No data available



Horse/Jockey Name	Overseas
Final Rank	9
Fastest Section Time (Section)	0:11.30 (1400m)
Top Speed [km/h] (Section)	66.7 (Overall)
Race State	Finished

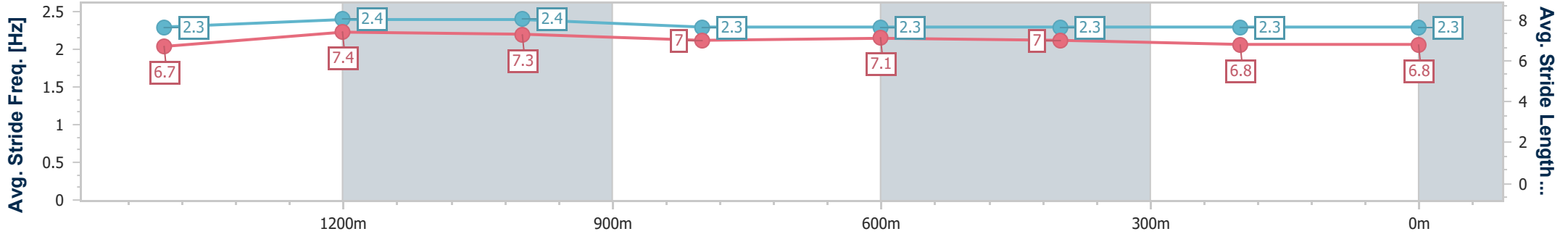
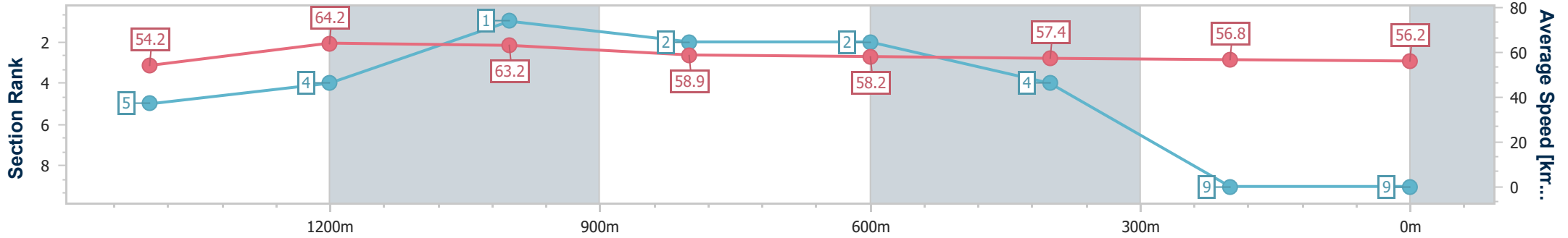


Toowoomba QLD Professional
 Race 4: 1EQUINE - FOR THE EQUINE ATHLETE BENCHMARK
 62 Handicap - 1625m
 03 August 2024 - 18:55



Track Rating: Good 4, Weather: Fine, Rail Position: True

Section	Overall	1400m	1200m	1000m	800m	600m	400m	200m
Section Times	1:40.89 [9] (0:15.06)	1:25.83 [5] (0:11.30)	1:14.53 [4] (0:11.45)	1:03.08 [1] (0:12.33)	0:50.75 [2] (0:12.56)	0:38.19 [2] (0:12.63)	0:25.56 [4] (0:12.75)	0:12.81 [9] (0:12.81)
Average Speed [km/h]	54.2	64.2	63.2	58.9	58.2	57.4	56.8	56.2
Top Speed [km/h]	66.7	65.7	64.9	61.6	59.6	59.4	58.5	57.3
Avg. Dist. to Rail [m]	4.5	1.9	4.7	3.1	4.1	1.5	1.7	1.4
Avg. Stride Freq. [Hz]	2.3	2.4	2.4	2.3	2.3	2.3	2.3	2.3
Avg. Stride Length [m]	6.7	7.4	7.3	7.0	7.1	7.0	6.8	6.8



- [] Ranking at each section and finish
- .-.- No data available at this section
- NA No data available